

Combining Spot and Futures Markets: A Hybrid Market Approach to Dynamic Spectrum Access

Lin Gao, Jianwei Huang

Department of Information Engineering, The Chinese University of Hong Kong, {lgao, jwhuang}@ie.cuhk.edu.hk

Ying-Ju Chen

Department of Industrial Engineering and Operations Research, University of California, Berkeley, chen@ieor.berkeley.edu

Biying Shou

Department of Management Sciences, City University of Hong Kong, biying.shou@cityu.edu.hk

Dynamic spectrum access (DSA) is a new paradigm in radio frequency spectrum sharing. It allows unlicensed secondary users (SUs) to access the spectrum licensed to primary spectrum owners (POs) opportunistically. Market-driven secondary spectrum trading is an effective way to provide proper economic incentive for DSA, and to achieve high spectrum secondary utilization efficiency in DSA. In this paper, we consider the short-term secondary spectrum trading between one PO and multiple SUs in a *hybrid* spectrum market consisting of both the *futures market* (with contract buyers) and the *spot market* (with spot transaction buyers). We focus on the expected spectrum efficiency maximization (E-SEM) under *stochastic* network information, taking into consideration both the *spatial spectrum reuse* and *information asymmetry*. To solve this problem, we first compute an optimal policy that maximizes the ex-ante expected spectrum efficiency based on the stochastic distribution of network information, and then design a VCG-based mechanism that determines the real-time allocation and pricing under information asymmetry. With the spatial spectrum reuse, the VCG mechanism is NP-hard. Thus, we further propose a heuristics solution based on an VCG-like mechanism with polynomial complexity, and quantify the associated efficiency loss systematically. Simulations show that (i) the optimal policy significantly outperforms the random and greedy allocation policies with an average increase of 20% in terms of the expected spectrum efficiency, and (ii) the heuristics solution exhibits good and robust performance (reaches at least 70% of the optimal efficiency in our simulations).

Key words: dynamic spectrum access; spatial reuse; spot market; futures market

1. Introduction

Radio electromagnetic spectrum is a limited resource for wireless communications, and is becoming more congested and scarce with the explosive development of wireless services and networks. Nonetheless, extensive studies (e.g., FCC (2002), McHenry et al. (2006)) have shown that many spectrum bands are heavily *under-utilized* due to the significant variations in spectrum occupying over time and space. This suggests that the traditional static licensing approach, i.e., granting

exclusive spectrum usage right to a single commercial or government department over a long time and in a large area, is no longer efficient or suitable for future wireless networks.

Dynamic spectrum access (DSA) based on cognitive radio technologies has been recently recognized as a novel approach to increase spectrum (utilization) efficiency and alleviate spectrum scarcity. The key idea of DSA is to enable unlicensed secondary users (SUs) to access the spectrums licensed to primary spectrum owners (POs) in an opportunistic manner (see Akyildiz et al. (2006), Buddhikot (2007), Haykin (2005), Zhao and Sadler (2007)).¹ The long-term success of DSA requires many innovations in technology, economics, and policy. In particular, it is essential to design such a secondary spectrum sharing mechanism that achieves high efficiency in the secondary spectrum utilization, and meanwhile offers enough incentives for POs to open their licensed spectrums for secondary sharing and unlicensed access.²

Market-driven secondary spectrum trading is a natural choice to achieve efficient spectrum utilization, and also a promising paradigm to address the incentive issue (see Hossain et al. (2009), Tonmukayakul and Weiss (2009)). With secondary spectrum trading, POs temporarily *lease* the under-utilized spectrums to SUs for additional profits, as long as such leasing does not affect the benefits of their own subscribed licensed holders (also called primary users, PUs). The secondary spectrum market differs from conventional markets (e.g., paintings, bonds, and electricity markets) in the following two aspects. First, *the spectrum is spatially reusable*. That is, a spectrum can be potentially used by multiple SUs simultaneously, as long as these SUs do not generate mutual interferences (see Section 3.4 for details). Second, *the availability of spectrum is not deterministic*. That is, to protect the subscribed PUs' benefits, a spectrum is only available to SUs when it is not occupied by any PU (also called *idle*). Due to the stochastic nature of PUs' activities, the spectrum availability is actually a random variable (see Section 3.1 for details). Based on the above two facts, the mechanism design in secondary spectrum markets needs to overcome a different set of challenges than in conventional markets.

In this paper, we consider the short-term secondary spectrum trading. That is, every (idle) spectrum is sold on a slot-by-slot basis. In particular, we consider the short-term spectrum trading between one PO (monopoly seller) and multiple SUs (buyers) in a *hybrid* spectrum market consisting of both the *futures market* and the *spot market*. In the futures market, each SU reaches an agreement, called a futures contract or guaranteed contract, directly with the PO. The contract

¹ This idea has been embraced by many government spectrum regulatory bodies (e.g., FCC in the USA and Ofcom in the UK), standardization organizations (e.g., IEEE and ECC), and major industry players (e.g., Google, Microsoft, Motorola, and Huawei). The most recent progress along this frontier is the finalization of the IEEE 802.22 Wireless Regional Area Network standard (see IEEE 802.22 (2011)) on the opening and secondary utilization of under-utilized spectrums in the UHF band (between around 500MHz and 800MHz) licensed for broadcast TV.

² For example, when FCC in the US decided to open up the TV band for secondary unlicensed access, the National Association of the Broadcasters and Association for Maximum Service Television sued FCC as they do not have incentives for such spectrum sharing (see NAB/MSTV Suit (2009)).

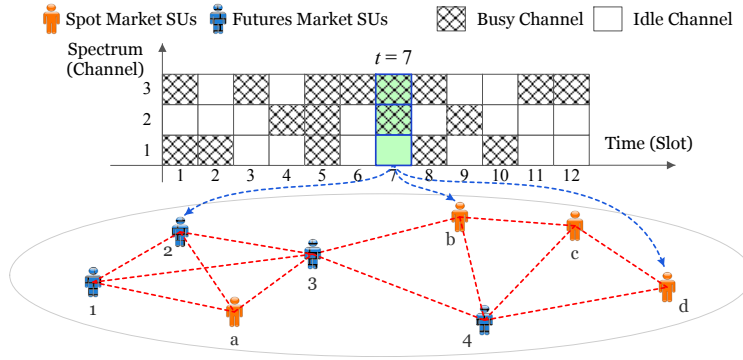


Figure 1 An illustration of the slotted hybrid spectrum market. At every time slot t , the PO must decide the allocations of his idle spectrum(s) among the contract users and spot market users. In this example, the idle spectrum at $t = 7$ is allocated to the SUs 2, b, and d simultaneously.

specifies not only the SU's demand and payment in a given period, but also the PO's penalty if violating the contract.³ In the spot market, SUs buy spectrums in a real-time and on-demand manner through spot transactions, and multiple SUs may compete with each other for limited spectrum resource (e.g., through an auction). Figure 1 illustrates such a time-slotted hybrid spectrum market with contract users 1, 2, 3 and 4, and spot market users a, b, c and d, where the interference relationship between any two SUs is indicated by whether there is an edge connecting them. That is, any two SUs without a connecting edge (e.g., SUs 4 and a, or SUs b and d) are interference-free (also called *independent*), and thus can use the same spectrum at the same time. In this example, the idle (available) spectrum at time slot $t = 7$ is sold to SUs 2, b, and d simultaneously, as these SUs are independent of each other.

The futures market insures SUs (POs) against uncertainties of future supply (demand) through predefined contracts, while the spot market allows SUs to compete for spectrums based on their real-time demands and preferences.⁴ A hybrid market has both the reliability (of the futures market) and the flexibility (of the spot market), and thus is highly desirable for Quality of Service (QoS) differentiations in secondary spectrum utilization. Specifically, an SU with elastic traffic (e.g., file transferring or FTP downloading) may be more interested in spot transactions to achieve a flexible resource-price tradeoff, while an SU with inelastic traffic requiring minimum data rates (e.g., Netflix video streaming or VoIP) may prefer the certainty of a contract in the futures market.

³ In this sense, the futures market in this paper can be seen as a generalized version of those in stock markets (see Kolb and Overdahl (2007)). In futures stock markets, the seller is obligated to deliver the commodities at an explicit future date; while in our market model, the seller is allowed to deliver the commodities at any time before the due date, and even to violate the contract with certain penalty.

⁴ Guaranteed contract has been widely adopted by wireless service providers for different kinds of services, e.g., monthly subscription of data traffic (e.g., \$25 for 2G wireless iPad data) or voice traffic (e.g., \$35 for 180 minutes voice communication in Hong Kong). On the other hand, with the explosive development of technological innovations, especially the emergence of DSA and cognitive radio, spot transaction, e.g., auction (see Gandhi et al. (2007), Huang et al. (2006), Li et al. (2008), Zhou et al. (2008), Zhou and Zheng (2009), and Wang et al. (2010)), has grown in prominence in secondary spectrum markets.

More specifically, we focus on the *spectrum secondary utilization efficiency maximization* within a given time period (consisting of multiple time slots). Here the spectrum secondary utilization efficiency (also called *spectrum efficiency* for short) is the total social welfare generated by SUs from utilizing the PO's idle spectrums (see Section 3.5 for the detailed definition). We assume an exogenous and quasi-static network topology and market structure. That is, the network topology and the market structure are both exogenously given, and remain unchanged in the time period of interests.⁵ The key problem is therefore to determine the allocation of every idle spectrum among the contract users and spot market users in the given hybrid market.⁶

Note that in the degenerated case with no contract users, the above spectrum allocation problem can be decoupled across different time slots, and the maximum spectrum efficiency can be achieved by maximizing the spectrum utilization in every time slot separately. With contract users in the futures market, however, the spectrum allocations at different time slots must be jointly optimized, because each contract user requires a fixed total number of spectrums during the given period. Such a joint optimization requires the network information (e.g., the spectrum availability, and SUs' preferences on each spectrum) in all time slots. In practice, however, the network information changes over time, and the PO only has partial knowledge (e.g., the stochastic distribution) about the future information. Besides, even if each SU knows his own information (when the network information is realized), the PO may not observe all the realized information. That is, the network information is usually *asymmetric* between the PO and SUs. Thus, the key research question is:

- *How to allocate the PO's idle spectrums among the contract users and spot market users to maximize the spectrum secondary utilization efficiency, with the consideration of the spatial spectrum reuse, stochastic network information, and information asymmetry?*

To solve this problem, we first compute an optimal policy that maximizes the ex-ante expected spectrum efficiency based on the stochastic distribution of network information. We then design an VCG based mechanism that elicits SUs' private information realized at every time slot and determines the real-time allocation of every spectrum. With the spatial spectrum reuse, the VCG mechanism relies on solving the maximum weight independent set (MWIS) problem in graph theory, which is well-known to be NP-hard. This motivates us to further study low complexity VCG-like mechanisms based on approximate MWIS algorithms, and evaluate their performances.

The main contributions of this paper are summarized as follows. The key results and the corresponding section numbers are summarized in Table 1.

⁵ Here the network topology regards the interference relationships among all SUs, and the market structure regards the SUs in each market and the contract of each SU in the futures market.

⁶ In a more general case, we can consider the problem of an endogenous hybrid spectrum market structure, where an SU can choose which market(s) to join, and what contract to accept if he is in the futures market. Our study in this paper provides important insights into the exogenous market with fixed user-market associations, and serves as an important first step for understanding the endogenous market.

Table 1 Key results in this paper

Problem	Solution	Performance	Complexity	Section No.
E-SEM: Expected Spectrum Efficiency Maximization	Policy + VCG	Optimal	Exponential	5, 6
	Policy + VCG-like	Sub-optimal	Polynomial	5, 6, 7

- *New modeling and solution technique*: To our best knowledge, this is the first paper tackling secondary spectrum trading in a hybrid market with spatial spectrum reuse under stochastic network information and information asymmetry.

- *Optimal solution under stochastic information*: We formulate the expected spectrum efficiency maximization problem, and study the optimal solution systematically. Our proposed solution consists of (i) a policy that specifies the allocation of any spectrum under any possible information realization in advance, and (ii) an VCG mechanism that elicits SUs' private information and determines the real-time spectrum allocation in every time slot. Such a solution technique allows us to optimally allocate every (idle) spectrum in an on-line real-time manner.

- *Heuristic solution with a polynomial complexity*: We propose a heuristic approach based on an VCG-like mechanism with a polynomial complexity, and characterize the associated spectrum efficiency loss (upper-bound) analytically. This polynomial-time sub-optimal solution is particularly useful for optimizing the spectrum efficiency in large-scale networks.

- *Performance analysis*: Extensive simulations show that (i) the optimal policy significantly outperforms the random and greedy allocation policies with an average increase of 20% in terms of the expected spectrum efficiency, and (ii) the low complexity heuristic solution exhibits good and robust performance (reaches at least 70% of the optimal efficiency in our simulations).

The rest of this paper is organized as follows. After reviewing the literature in Section 2, we describe the system model in Section 3, and present the problem formulation in Section 4. Then we derive the optimal policy in Section 5, and design the VCG mechanisms in Section 6. In Sections 7, we analyze the performance loss in the low complexity heuristic solution. We provide simulations in Section 8 and conclude in Section 9.

2. Literature Review

2.1. Secondary Spectrum Trading for DSA

A major motivation of this work is to establish economic incentives and improve spectrum utilization efficiency in dynamic spectrum access (DSA) and cognitive radio networks (CRNs). There are several comprehensive surveys on the technical aspects of DSA and CRNs (see Akyildiz et al. (2006), Buddhikot (2007), Haykin (2005), Zhao and Sadler (2007)).

2.1.1. Secondary Spectrum Trading in Pure Spectrum Markets. Recent years have witnessed a growing body of literature on the economic analysis (in particular the incentive issues) of DSA (see, e.g., Hossain et al. (2009), Tonmukayakul and Weiss (2009)). Market-driven *secondary*

spectrum trading is a promising paradigm to address the incentive issue and achieve high spectrum efficiency in DSA. The literature on secondary spectrum trading often considers *Pricing*, *Contract*, and *Auction*. Pricing and Contract are generally adopted by the *futures market*, wherein sellers and buyers enter into certain agreements, specifying the price, quality and demand in advance. In particular, Pricing is often used under information symmetry, where sellers and buyers possess the same market information (e.g., utility and quality) or hold the same degree of uncertainty about the market information (see, e.g., Kloeck et al. (2005), Niyato and Hossain (2008), Wang et al. (2008)). Contract has been widely used in supply chain models, with a main focus on the supply chain coordination (see de Kok and Graves (2003) for a comprehensive survey). Contract is effective in a market under information asymmetry, where sellers and buyers possess different information. The seller (or buyer) can offer a selling (purchasing) contract to extract the buyer surplus (seller surplus) as much as possible (see, e.g., Duan et al. (2011), Gao et al. (2010), Kalathil and Jain (2010)). In contrast to Pricing and Contracts, Auctions are one of the most common mechanisms used by the *spot market*, wherein buyers compete to obtain commodities by offering different bids. Auctions are particularly suitable for the information asymmetry scenario. With a well-designed auction, buyers (bidders) have the incentive to bid for the resource in a truthful manner, and the seller can allocate the resource efficiently without knowing the buyers' private information in advance (see, e.g., Gandhi et al. (2007), Huang et al. (2006), Li et al. (2008), Wang et al. (2010), Zhou et al. (2008), Zhou and Zheng (2009)).

However, the above work considers the secondary spectrum trading in a pure spectrum market (i.e., either spot or futures market). Instead, our setup incorporates the short-term secondary spectrum trading in a *hybrid* spectrum market.

2.1.2. Secondary Spectrum Trading in Hybrid Spectrum Markets Kasbekar et al. (2010) and Muthusamy et al. (2011) considered the secondary spectrum trading in a hybrid market. In their settings, primary sellers offer two types of contracts: the guaranteed-bandwidth contract and the opportunistic-access contract. The main difference between these two prior papers and our paper lies in the formulation of the guaranteed contract. Specifically, in Kasbekar et al. (2010) and Muthusamy et al. (2011), the guaranteed-bandwidth contract provides guaranteed access to a certain amount of bandwidth at *every* time slot. In our model, the guaranteed-delivery contract provides guaranteed access to a total amount of bandwidth in one time period; nevertheless, the bandwidth delivery at every time slot can be different, depending on the PUs' own demand. The main advantage of our approach is its flexibility in shifting secondary demand across time slots (to comply with the PUs' random demand). That is, it enables opportunistic delivery of a small (or large) bandwidth to SUs in those time slots that the PUs' own demand is high (or low). Also, our model is also more practically relevant to a wide range of applications, which do not

Table 2 A summary of secondary spectrum trading literature

Market Type	Related Work
Futures Market	Pricing: Kloeck et al. (2005), Niyato and Hossain (2008), Wang et al. (2008). Contract: Duan et al. (2011), Gao et al. (2010), Kalathil and Jain (2010).
Spot Market	Auction: Gandhi et al. (2007), Huang et al. (2006), Li et al. (2008), Wang et al. (2010), Zhou et al. (2008), Zhou and Zheng (2009).
Hybrid Market	Gao et al. (2012a), Kasbekar et al. (2010), Muthusamy et al. (2011), This paper

require fixed data delivery per time slot but demand a guaranteed average data rate over each time period. Furthermore, the underlying market models are also different. Kasbekar et al. (2010) and Muthusamy et al. (2011) assumed that the demand (supply) markets has infinite liquidity. That is, any bandwidth amount supplied by the seller can be sold out (any bandwidth amount demanded by the buyer can be bought from the market) at an “outside fixed price”. In this sense, their market models are closely related to the ideal competitive market. We assume that the market price is endogenously determined by the associated seller and buyer (through, for example, an VCG mechanism). Thus, we essentially consider the monopoly market.

In Gao et al. (2012a), we studied the secondary spectrum trading in the same hybrid market. However, Gao et al. (2012a) did not consider spatial spectrum reuse, which is the key contribution of this paper. With spatial spectrum reuse, the same spectrum can be potentially used by multiple users simultaneously, and thus the total spectrum efficiency can be greatly improved. This new coupling in the spatial dimension creates many challenges (e.g., solving MWIS problems) in the optimal mechanism design, and make the problem significantly different to those without spatial spectrum reuse. Precise mathematical modeling and understanding of the spatial coupling is often lacking in the wireless literature. One of the main contribution of this paper is to propose low complexity heuristic algorithm to tackle this issue, and quantify the performance bound of the proposed algorithm. We summarize the key literature of secondary spectrum trading in Table 2.

2.2. Dual Sourcing in Supply Chain Management

The theoretic model used in our work is related to the *dual sourcing* problem in supply chain management. Specifically, with dual sourcing, a firm can procure a single commodity from a supplier via a long-term contract and/or from a spot market via short-term purchases (see Kleindorfer and Wu (2003)). In such a context, the long-term contract and short-term purchase in the supply chain model corresponds to the guaranteed contract and spot transaction in our model, respectively. Note that the firm in the supply chain model buys commodities through dual sourcing, while the PO in our model sells commodities through guaranteed contracts and spot transactions. The long-term/guaranteed contract ensures consistent over time availability of commodities with guaranteed quality at a predetermined price; while the short-term purchase/spot transaction provides high

inventory flexibility, allowing firms to buy and sell commodities at any quantity with zero lead time, but at a random market price. The main advantage of dual sourcing is to hedge the future uncertainties in the supplier's commodity supply and the end users' demand, so as to hedge the financial risk in the supply chain (see Kleindorfer (2008a,b)).

The integration of long-term contracts and short-term purchases is of particular interest to the firm in a supply chain, due to the following reasons: (i) sourcing competition can keep purchasing prices under control by the firm, and (ii) a wider supply base can mitigate the risk induced by the uncertainty at one supplier. Lee and Whang (2002) were the first to integrate after sales the spot market considerations within a newsvendor ordering framework. Peleg et al. (2002) studied the long-term and short-term integrated sourcing using a stylized two period model. Yi and Scheller-Wolf (2003) studied the nature of the optimal inventory policy when such a dual sourcing is used, in the presence of a fixed cost for the spot market participation. Wu and Kleindorfer (2005) proposed a general framework with integrated long-term and short-term contract decisions for non-storable commodities. Kouvelis et al. (2009) studied the problem of dual sourcing with financial hedging for storable commodities.

Our work differs from the above work in the following aspects: (i) the spectrum in our model can be potentially used by multiple SUs simultaneously, while a traditional commodity can usually be used by one user only; (ii) the availability of spectrum is stochastic, while the availability of a traditional commodity is usually deterministic; (iii) we focus on the spectrum utilization efficiency maximization, rather than the financial risk hedging; (iv) instead of designing the optimal contracts, we treat contracts as exogenously given, and focus on the problem of how to fulfill these contracts and cope with additional demand from spot markets; and (v) we consider stochastic and asymmetric network information.

3. System Model

3.1. System Description

We consider a cognitive radio network with one PO and multiple SUs. The PO owns the license of a spectrum band, which is divided into K orthogonal *channels* using certain channelization methods such as frequency division and code division. For example, $K = 3$ in Figure 1's example. The PO serves his own subscribed licensed holders (also called primary users, PUs) with a slotted transmission protocol widely used in today's wireless communication systems (e.g., GSM, WCDMA, and LTE). With slotted transmission protocols, the total transmission time is divided into fixed-time intervals, called *time slots*, and the PU transmits over one or multiple channel(s) according to a synchronous time slot structure. Depending on the activities of PUs, some channels may be idle at some time slots, which can be temporarily used by SUs.

We consider *short-term* secondary spectrum trading, where the PO leases the channels to SUs on a slot-by-slot basis. Namely, the basic resource unit for trading is “a particular channel at a particular time slot”, referred to as a *spectrum opportunity* or *spectrum* for short. The main motivation for considering the *short-term* spectrum trading is as follows. The spectrum availability changes randomly over time due to the stochasticity of PUs’ activities, and therefore it is difficult for the PO to precisely forecast the availability of spectrums in future time slots.

Let CH_{kt} denote the spectrum on the k -th channel at time slot t . Let $\xi_{kt} \in \{0, 1\}$ denote the state (availability) of spectrum CH_{kt} , with $\xi_{kt} = 1$ indicating that the spectrum is not used by any PU and thus is available for SUs, and $\xi_{kt} = 0$ otherwise. The amount of spectrums in a given period (say T time slots) is referred to as the PO’s **spectrum supply**, denoted by $\mathcal{Q} \triangleq \{\text{CH}_{kt}\}_{k \in \{1, \dots, K\}, t \in \{1, \dots, T\}}$. The size of total supply is denoted by $S = |\mathcal{Q}| \triangleq K \cdot T$. The states of all spectrums in \mathcal{Q} are referred to as the **spectrum availability**, denoted by $\mathcal{X} \triangleq \{\xi_{kt}\}_{k \in \{1, \dots, K\}, t \in \{1, \dots, T\}}$.

Due to the uncertainty of PUs’ activities, the spectrum availability changes randomly across both time and channels. Figure 1 illustrates an example of such a system, where $K = 3$, $T = 12$, and $S = 36$. At the first time slot ($t = 1$), spectrum CH_{21} is idle, while spectrum CH_{11} and spectrum CH_{31} are busy, i.e., $\xi_{21} = 1$ and $\xi_{11} = \xi_{31} = 0$.

Following are our assumptions on the spectrum availability and spectrum usage.

- *The spectrum availability is independently and identically distributed (i.i.d.) across time and channels.* We will show in our technical report Gao et al. (2012b) that our results can be generalized to the non-i.i.d. spectrum availability case with minor modifications.
- *Each SU can transmit over multiple channels simultaneously.* This is supported by most physical layer access technologies (e.g., OFDMA) even with just one transmitter antenna per SU, and is possible with other technologies when each SU has multiple transceivers.

Let random variable ξ denote the spectrum availability. Let ρ_{kt} and $1 - \rho_{kt}$ denote the idle probability and busy probability of spectrum CH_{kt} , respectively. That is, $f_{\xi}(\xi_{kt}) = \rho_{kt}$ if $\xi_{kt} = 1$, $f_{\xi}(\xi_{kt}) = 1 - \rho_{kt}$ if $\xi_{kt} = 0$, and $f_{\xi}(\xi_{kt}) = 0$ for any $\xi_{kt} \notin \{0, 1\}$, where $f_{\xi}(\cdot)$ is the probability mass function of ξ .⁷ Based on the i.i.d. assumption, we have $\rho_{kt} = \rho$, $\forall k, t$.

3.2. Futures Market and Spot Market

Wireless applications can be broadly categorized as either *elastic* or *inelastic*, based on their Quality-of-Service (QoS) requirements.⁸ With elastic traffic, SUs have *elastic demands* for spec-

⁷ We will use $f_{\mathbf{X}}(\cdot)$ and $F_{\mathbf{X}}(\cdot)$ denote the probability distribution function (PDF) and cumulative distribution function (CDF) of a continuous random variable or vector \mathbf{X} . For notational convenience, we use the same notations $f_{\mathbf{X}}(\cdot)$ and $F_{\mathbf{X}}(\cdot)$ to denote the probability mass function and CDF of a discrete random variable \mathbf{X} .

⁸ Note the meaning of “elastic/inelastic demand” in this paper is a bit different to that in microeconomics, where it is mainly used to characterize whether a consumer’s demand changes with the market price. In this paper, however, it is mainly used to characterize an SU’s inherent demand for spectrums.

trums: they would prefer a higher number of spectrums obtained, but can also tolerate a lower one. With inelastic traffic, SUs have *inelastic demands* for spectrums: they are required to achieve a threshold number of spectrums in a given period, below which they will suffer significant welfare loss and above which they will not achieve any significant additional gain. Examples of elastic traffic include file transferring, FTP downloading, data backup and synchronization; and examples of inelastic traffic include VoIP, video streaming, and real-time data collection (e.g., in wireless sensor networks).

To accommodate the various requirements of elastic traffic and inelastic traffic (so as to achieve desirable QoS differentiations), we propose a *hybrid spectrum market* combining both the futures market and the spot market. More specifically,

- **Futures Market.** In the futures market, each SU enters into an agreement, called a futures contract or *guaranteed contract*, directly with the PO. The contract specifies the key elements in trading, e.g., the SU's demand and payment in a given period. Once the PO accepts a contract, he is committed to deliver the specified number of spectrums to the SU. If the PO fails to do so, he needs to pay certain *penalty* for compensating the SU's potential welfare loss. The PO's penalty can be a unit price paid for every undelivered spectrum (called a soft contract) or simply a total payment for the violation of contract (called a hard contract).

- **Spot Market.** In the spot market, each SU purchases spectrums in a real-time and on-demand manner through spot transactions. That is, an SU initiates a purchasing request only when he needs spectrum, and multiple SUs requesting the same spectrum would compete with each other (e.g., through an auction) for the spectrum. The spectrum is delivered immediately to the winner at a real-time market price, which depends on both the SUs' preferences and competitions. The winner's payment is also dependent on the SUs' preferences and competitions.

Although in practice it is more desirable to allow SUs to have the flexibility to choose which market to join, for simplicity we will assume that *the SUs with inelastic traffic always choose the futures market, and the SUs with elastic traffic always choose the spot market*. In other words, we will leave out the SU's market selection problem, and instead focus exclusively on the spectrum allocation in the given hybrid markets. This setup helps us to focus on the technical challenges brought by the spatial spectrum reuse in the network.

Next we provide the key assumptions on the hybrid market structure.

- *We assume that the hybrid spectrum market is exogenously given, and focus on the spectrum efficiency maximization in the given hybrid market.* This means that the user-market association is fixed, and the contract of each futures market user is also fixed during the time period of interests.

- *We assume that each SU has one application, and in addition, the SUs in the futures (spot) market have inelastic (elastic) traffic.* Note that the single-application assumption can be easily

generalized: For an SU having multiple applications with different QoS requirements, we can simply divide the SU into multiple virtual SUs, each associated with one application.

Based on these assumptions, we can divide SUs into two disjoint sets, each associated with one market. Let $\mathcal{N} \triangleq \{1, 2, \dots, N\}$ and $\mathcal{M} \triangleq \{1, 2, \dots, M\}$ denote the sets of SUs in the futures market and the spot market, respectively. For convenience, we will use the notation “ n ” to denote a contract user, and “ m ” to denote a spot market user. When needed, we will use the superscript “c” to mark a variable related to the futures market, and “s” to mark a variable related to the spot market.

3.3. Contract Formulation

A contract could be quite complicated, depending on specific requirements of a contract user’s application. In this work, we focus on a basic contract form, which consists of (i) the SU’s demand and payment for spectrums in each period T , and (ii) the PO’s penalty when not delivering the demanded spectrums to the SU. Formally, we write the contract of an SU $n \in \mathcal{N}$ as

$$\text{CTR}_n \triangleq \{B_n, D_n, \mathbf{J}_n\}, \quad (1)$$

where B_n is the SU’s payment, D_n is the SU’s demand in one period, and $\mathbf{J}_n = (J_n, \{\hat{P}_n, \hat{B}_n\})$ is the PO’s penalty scheme. Here $J_n \in \{0, 1\}$ indicates the contract type (soft or hard), \hat{P}_n is the unit penalty for a soft contract ($J_n = 0$), and \hat{B}_n is the total penalty for a hard contract ($J_n = 1$). Thus, the **actual payment** of contract user n (denoted by R_n) depends on the number of spectrums he actually obtains (denoted by d_n), that is,

$$R_n = B_n - \mathbb{P}(d_n, D_n), \quad (2)$$

where $\mathbb{P}(d_n, D_n)$ is the PO’s penalty if violating the contract, given by

$$\mathbb{P}(d_n, D_n) \triangleq \begin{cases} [D_n - d_n]^+ \cdot \hat{P}_n, & J_n = 0 \\ [[D_n - d_n]]^+ \cdot \hat{B}_n, & J_n = 1 \end{cases} \quad (3)$$

where $[x]^+ = \max\{0, x\}$ and $[[x]]^+ = \max\{0, \frac{x}{[x]}\}$. That is, $[x]^+ = x$ and $[[x]]^+ = 1$, if $x > 0$.

For convenience, we denote the set of all contracts in the futures market by $\mathcal{B} \triangleq \{\text{CTR}_n\}_{n \in \mathcal{N}}$. The important assumptions on the guaranteed contract are listed below.

- By (1)-(3), we assume that contract users do not care about which specific spectrums they will obtain in each period, but only the number of spectrums they will obtain. We refer to such a contract as the **guaranteed-delivery contract**.

- We further assume that contract users care about the expected number of spectrums they obtain, as will be shown by (16)-(17) in Section 4. This assumption underlies the fact that many practical network applications have a requirement on the average transmission rates. Thus, such a contract (with expected demand) is suitable for many types of inelastic traffic, e.g., video streaming which concerns the average downloading rate, and VoIP which concerns whether the transmission rates can support real-time voice packets delivery.

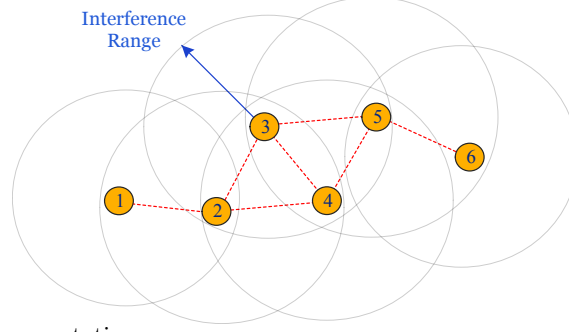


Figure 2 Conflict graph representation.

3.4. Spatial Spectrum Reuse

As mentioned previously, one of the most important characteristics of a spectrum market is that spectrums are *spatially reusable* subject to certain spatial interference constraints (see Tse and Viswanath (2005)). A simple example is that a spectrum can be used by multiple SUs simultaneously if they are far enough apart and do not interfere with each other. This leads to a fundamental difference between the spectrum market and conventional markets: *a spectrum can be potentially sold to multiple SUs simultaneously*.

In this work, we adopt a widely used physical model to capture the interference relationships between SUs, namely, the *protocol interference model* (see Gupta and Kumar (2000)). Under the protocol interference model, multiple SUs can use the same spectrum simultaneously without mutual interference, if and only if none of the SUs falls inside the interference ranges of others (e.g., they are sufficiently far away from each other). The network under a protocol interference model can usually be represented by a *conflict graph*, with each vertex denoting an SU, and each edge indicating that two associated SUs falls inside the interference range of each other. Thus, any two SUs not connected by an edge (also called *independent*) can use the same spectrum simultaneously, while any two connecting SUs cannot.

Figure 2 illustrates the conflict graph representation for a network with 6 SUs, where each dash circle denotes the interference range of the associated SU. In this example, SUs 1 and 2 are located in the interference ranges of each other, while SUs 1 and 3 are not. Thus, SUs 1 and 3 are independent of each other (and therefore can use the same spectrum simultaneously), while SUs 1 and 2 are not. Figure 1 also illustrates a similar conflict graph, where SUs 2, b, and d are independent of each other, while SUs 1, 2, and 3 are not.

Let $G \triangleq (\mathcal{V}, \mathcal{E})$ denote the graph consisting of all SUs (and the associated edges, similarly hereafter), where $\mathcal{V} \triangleq \mathcal{M} \cup \mathcal{N}$ is the set of vertices (SUs), and $\mathcal{E} \triangleq \{\mathbf{e}_{ij} \mid i, j \in \mathcal{V}\}$ is the set of edges. Let $G^s \triangleq (\mathcal{V}^s, \mathcal{E}^s)$ denote the *spot market subgraph* consisting of all spot market users, and $G^c \triangleq (\mathcal{V}^c, \mathcal{E}^c)$ denote the *futures market subgraph* consisting of all contract users, that is, $\mathcal{V}^s \triangleq \mathcal{M}$, $\mathcal{V}^c \triangleq \mathcal{N}$, $\mathcal{E}^s \triangleq \{\mathbf{e}_{ij} \in \mathcal{E} \mid i, j \in \mathcal{M}\}$, and $\mathcal{E}^c \triangleq \{\mathbf{e}_{ij} \in \mathcal{E} \mid i, j \in \mathcal{N}\}$. For presentation convenience, we further introduce the concept of side market.

DEFINITION 1 (Side Market). The side market (subgraph) of a contract user set $\mathbf{n} \subseteq \mathcal{N}$, denoted by $G_{\mathbf{n}}^s = (\mathcal{V}_{\mathbf{n}}^s, \mathcal{E}_{\mathbf{n}}^s)$, is a subgraph of the spot market, consisting of all spot market users **except** the neighbors of contract users \mathbf{n} .

Here the “neighbors” refer to those spot market users connecting to at least one contract user in the set \mathbf{n} . It is easy to see that $\mathcal{V}_{\mathbf{n}_1}^s \subseteq \mathcal{V}_{\mathbf{n}_2}^s \subseteq \mathcal{V}^s$ for any $\mathbf{n}_2 \subseteq \mathbf{n}_1 \subseteq \mathcal{N}$, since a neighbor of \mathbf{n}_2 must be a neighbor of \mathbf{n}_1 if $\mathbf{n}_2 \subseteq \mathbf{n}_1$. In Figure 1, we have $\mathcal{V}^c = \{1, 2, 3, 4\}$, $\mathcal{V}^s = \{a, b, c, d\}$, and examples of side markets include $\mathcal{V}_{\{1\}}^s = \{b, c, d\}$ and $\mathcal{V}_{\{1,2,3\}}^s = \{c, d\}$. Obviously, $\mathcal{V}_{\{1,2,3\}}^s \subseteq \mathcal{V}_{\{1\}}^s \subseteq \mathcal{V}^s$.

We further introduce some basic concepts in graph theory, which will be frequently used in our later discussions. The details can be referred to a standard textbook of graph theory, e.g., West (2001). An **independent set** of a graph is a subset of its vertices such that *none* of two vertices in the subset are connected by an edge. A **clique** of a graph is a subset of its vertices such that *every* two vertices in the subset are connected by an edge. A **maximum weight independent set** (MWIS) of a vertex-weighted graph, where each vertex is associated with a number (weight), is the independent set with the maximum total weight. Let $\mathcal{I}(G)$ and $\mathcal{C}(G)$ denote the sets of all independent sets and all cliques of a graph G , respectively. Based on the above, the spatial interference constraint can be defined as follows.

DEFINITION 2 (Spatial Interference Constraint – SIC). Any two of the SUs in a clique of G cannot use the same spectrum simultaneously; on the other hand, all SUs in an independent set of G can use the same spectrum simultaneously.

Finally, we list the key assumption on the network topology or graph G below.

- *The network topology G is exogenously given, and in addition, it remains unchanged during one time period.* This corresponds to a static or quasi-static network scenario, where SUs do not move or move slowly. With this assumption, it is reasonable to assume that the network topology is public information to the PO.

3.5. Utility

The *utility* of an SU i over a spectrum CH_{kt} reflects the SU’s preference for the transmission rate (capacity) achieved on spectrum CH_{kt} . Specifically, it is determined by two factors: (i) the transmission rate of SU i over spectrum CH_{kt} (denoted by $r_{i,kt}$), reflecting how efficiently SU i utilizes spectrum CH_{kt} , and (ii) the user preference of SU i (denoted by $\alpha_{i,kt}$), reflecting how eagerly SU i desires for spectrum CH_{kt} . To avoid confusion, we use notation $v_{m,kt}$ and $u_{n,kt}$ to denote the utilities of spot market user m and contract user n over spectrum CH_{kt} , respectively. We can write the utilities $v_{m,kt}$ and $u_{n,kt}$ as generic functions

$$v_{m,kt} \triangleq g_m(r_{m,kt}, \alpha_{m,kt}) \quad \text{and} \quad u_{n,kt} \triangleq g_n(r_{n,kt}, \alpha_{n,kt}), \quad (4)$$

where $g_i(\cdot)$ is the generic utility function of SU i , which generally increases in both the transmission rate and the user preference. Typical examples of utility functions include: (a) linear functions, e.g., $g_i(r, \alpha) = \alpha \cdot r$, (b) sigmoid functions, e.g., $g_i(r, \alpha) = \alpha \cdot \frac{1}{1+e^{r_0-r}}$, and (c) step functions, e.g., $g_i(r, \alpha) = \alpha$ if r exceeds a certain threshold r_0 , and 0 otherwise.

The user preference $\alpha_{i,kt}$ is a *subjective* feeling of SU i for spectrum CH_{kt} , and is related to factors such as traffic state, urgency, and importance. The transmission rate $r_{i,kt}$ is an *objective* attribute of spectrum CH_{kt} for SU i , and is related to a spectrum-specific quality q_{kt} and a user-specific channel coefficient $h_{i,kt}$. The q_{kt} is common for all SUs, regarding factors such as channel bandwidth, noise level, and power constraint. The $h_{i,kt}$ is usually independent between different SUs, regarding factors such as path loss, shadow fading, and small scale fading (or multiple-path effect). Typically, $r_{i,kt}$ is given by the Shannon-Hartley theorem (see Shannon (2001)),

$$r_{i,kt} = B_k \cdot \log \left(1 + \frac{P_i \cdot |H_{i,kt}|^2}{\sigma_{kt}^2} \right), \quad (5)$$

where B_k is the channel bandwidth, P_i is the transmission power, σ_{kt}^2 is the noise level over spectrum CH_{kt} (captured by the common spectrum quality q_{kt}), and $|H_{i,kt}|^2$ is the channel gain of SU i over spectrum CH_{kt} (captured by the user-specific channel coefficient $h_{i,kt}$).

By (4) and (5), the SU's utility (over a spectrum) is essentially a joint function of the common spectrum quality, user-specific channel coefficient, and user preference. For notational convenience, we will write the utility as $v_{m,kt} \triangleq g_m(q_{kt}, h_{m,kt}, \alpha_{m,kt})$ and $u_{n,kt} \triangleq g_n(q_{kt}, h_{n,kt}, \alpha_{n,kt})$. In general, the spectrum quality, user-specific channel coefficient, and user preference change randomly across time and channels. For simplicity, the following assumptions are used in our work.

- *The spectrum quality, user-specific channel coefficient (of every SU), and user-preference (of every SU) are all i.i.d. across time and channels.* Let random variable \mathbf{q} denote the spectrum quality, \mathbf{h}_i and $\boldsymbol{\alpha}_i$ denote the user-specific channel coefficient and preference of SU i .

Based on the above assumption, we can see that *the utility of each SU is also i.i.d. across time and channels*.⁹ Let random variables $\mathbf{v}_m \triangleq g_m(\mathbf{q}, \mathbf{h}_m, \boldsymbol{\alpha}_m)$ and $\mathbf{u}_n \triangleq g_n(\mathbf{q}, \mathbf{h}_n, \boldsymbol{\alpha}_n)$ denote the utilities of spot market user m and contract user n , respectively. We can further see that the utilities of different SUs (over the same spectrum) are partially correlated by the common spectrum quality \mathbf{q} . That is, *the utility on each spectrum is partially correlated across users*. Such a utility formulation generalizes both the independent utility across users (by removing the uncertainty of \mathbf{q}) and the completely correlated utility across users (by removing the uncertainty of \mathbf{h}_i and $\boldsymbol{\alpha}_i, \forall i$).

Let random vector $\boldsymbol{\Theta} \triangleq (\mathbf{v}_1, \dots, \mathbf{v}_M; \mathbf{u}_1, \dots, \mathbf{u}_N)$ denote the utilities (vector) of all SUs, and $\theta_{kt} \triangleq (v_{1,kt}, \dots, v_{M,kt}; u_{1,kt}, \dots, u_{N,kt})$ denote a realization of $\boldsymbol{\Theta}$ on spectrum CH_{kt} . As will be shown later, in the spot market, the utility $v_{m,kt}$ reflects the SU m 's maximum willingness-to-pay (or welfare)

⁹ Note that in practice, the SU's utility may not be i.i.d. across time and channels, due to the non-i.i.d. of spectrum quality, user-specific channel coefficient, and/or user preference. We will show in our technical report Gao et al. (2012b) that our work can be easily applied to the scenario with non-i.i.d. utility across time or channels.

for the spectrum CH_{kt} . In the futures market, however, there is no explicit relationship between the utility $u_{n,kt}$ and the SU n 's payment (or welfare), which is pre-specified by the SU n 's contract. Since each spectrum CH_{kt} is fully characterized by the utility vector θ_{kt} and its availability ξ_{kt} , we also refer to $\{\theta_{kt}, \xi_{kt}\}$ as the **information of spectrum** ch_{kt} . Formally,

DEFINITION 3 (Network Information). The information of each spectrum CH_{kt} consists of its availability and the utilities of all SUs over that spectrum, i.e., $\{\theta_{kt}, \xi_{kt}\}$. The information of all spectrums in \mathcal{Q} is referred to as the network information, i.e., $\{\theta_{kt}, \xi_{kt}\}_{k \in \{1, \dots, K\}, t \in \{1, \dots, T\}}$.

For convenience, we will refer to a spectrum with information $\{\theta_{kt}, \xi_{kt}\}$ as a spectrum $\{\theta_{kt}, \xi_{kt}\}$.

3.6. Spectrum Efficiency

When the PO leases some (idle) spectrums to an SU for secondary utilization, the SU achieves certain benefit, called *SU-surplus*, which is equal to the difference between the total *welfare* achieved from using these spectrums and the payment transferred to the PO; the PO also achieves certain benefit, called *PO-surplus*, which is equal to the difference between the payment from the SU and the cost of owning spectrums.¹⁰ The **social welfare** generated by such a process is the sum of the SU-surplus and the PO-surplus, which equals to the difference between the welfare (SU) generated and the cost (PO) involved. That is,

$$\text{Social Welfare} = \text{SU Surplus} + \text{PO Surplus} = \text{SU Welfare} - \text{PO Cost}.$$

Notice that the PO's cost (of owning spectrums) is a constant (sunk cost) independent of the spectrum allocation. Without loss of generality, we normalize it to zero. As a result, the social welfare is equivalent to the welfare generated by the SU.

Next we define the *welfare* of each SU. In the spot market, based on the characteristics of elastic traffic, an SU achieves an immediate welfare from any spectrum allocated, and such a welfare is directly related to his utility on the spectrum. Thus, the total welfare of a spot market user m (denoted by w_m^s) can be defined as the total utility achieved,¹¹

$$w_m^s = \sum_{k=1}^K \sum_{t=1}^T a_{m,kt}^s \cdot v_{m,kt} \cdot \xi_{kt}, \quad (6)$$

where $a_{m,kt}^s \in \{0, 1\}$ indicates whether to allocate a spectrum CH_{kt} to SU m . The factor ξ_{kt} means that only the idle spectrums can be used by SUs.

In the futures market, however, an SU's welfare is not related to the utility he achieves, but rather to the total number of spectrums he obtains. Based on the requirements of inelastic traffic, the SU achieves a fixed total welfare if the number of allocated spectrums meets (or exceeds) the demand; otherwise the SU suffers certain welfare loss. Such a welfare definition coincides with the

¹⁰ Such a cost may include the spectrum license fee, management and maintenance fee, etc.

¹¹ Our method can be directly applied to a general case, where the SU's welfare is a generic function of his utility. In that case, we have $w_m^s = \sum_{k=1}^K \sum_{t=1}^T a_{m,kt}^s \cdot y_m(v_{m,kt}) \cdot \xi_{kt}$, where $y_m(\cdot)$ is the welfare function of SU m .

SU's actual payment defined in (2).¹² For notational convenience, we will use the same notations D_n , B_n , \hat{P}_n , and \hat{B}_n to denote the spectrum demand, the fixed total welfare, the unit welfare loss, and the fixed total welfare loss (when the demand is not satisfied), respectively. Thus, the total welfare of a contract user n (denoted by w_n^c) has exactly the same form as his actual payment in (2), i.e.,

$$w_n^c = B_n - \mathbb{P}(d_n, D_n) = B_n - \mathbb{P}\left(\sum_{k=1}^K \sum_{t=1}^T a_{n,kt}^c \cdot \xi_{kt}, D_n\right), \quad (7)$$

where $a_{n,kt}^c \in \{0, 1\}$ indicates whether to allocate a spectrum CH_{kt} to SU n , $d_n \triangleq \sum_{k=1}^K \sum_{t=1}^T a_{n,kt}^c \cdot \xi_{kt}$ is the total number of *idle* spectrums allocated to the SU n , and $\mathbb{P}(d_n, D_n)$ is the potential welfare loss of the SU caused by the unmet demand, i.e.,

$$\mathbb{P}(d_n, D_n) = (1 - J_n) \cdot [D_n - d_n]^+ \cdot \hat{P}_n + J_n \cdot [[D_n - d_n]]^+ \cdot \hat{B}_n. \quad (8)$$

which has the same form as the PO's potential penalty defined in (3).

It is obvious that the contract user's welfare in (7) does *not* depend on the spectrum utilization (or utility). From a social perspective, however, it is important to consider both the contract user's personal welfare and the spectrum utilization. Thus, we define the total welfare generated by a contract user n , **from a social perspective**, as a weighted sum of the contract user's welfare w_n^c (personal) and a utilization-based welfare \tilde{w}_n^c (social), i.e., $\tau_n \cdot w_n^c + (1 - \tau_n) \cdot \tilde{w}_n^c$, where

$$\tilde{w}_n^c = \sum_{k=1}^K \sum_{t=1}^T a_{n,kt}^c \cdot u_{n,kt} \cdot \xi_{kt} \quad (9)$$

is the total utility generated by contract user n , and $\tau_n \in [0, 1]$ is the factor weighting w_n^c and \tilde{w}_n^c . Such a welfare definition is flexible in capturing the social benefit from both the user's personal welfare and the social spectrum utilization.

The spectrum secondary utilization efficiency (or *spectrum efficiency* for short), denoted by W , is defined as the total social welfare generated. Formally,

DEFINITION 4 (Spectrum Efficiency). The spectrum efficiency is the total social welfare generated by all SUs from their allocated spectrums, or equivalently, the total SUs' welfare,

$$W \triangleq \sum_{m=1}^M w_m^s + \sum_{n=1}^N (\tau_n \cdot w_n^c + (1 - \tau_n) \cdot \tilde{w}_n^c), \quad (10)$$

given any feasible spectrum allocation $\{a_{i,kt}\}_{i \in \mathcal{M} \cup \mathcal{N}, k \in \{1, \dots, K\}, t \in \{1, \dots, T\}}$.¹³

Based on the above, the spectrum efficiency maximization (SEM) problem can be defined as follows: Finding a feasible spectrum allocation $\{a_{i,kt}\}_{i \in \mathcal{M} \cup \mathcal{N}, k \in \{1, \dots, K\}, t \in \{1, \dots, T\}}$ such that the spectrum efficiency W defined in (10) is maximized.

¹² It is worth noting that we are not saying that the contract user's actual payment in (2) or the contract details in (1) determines the user's welfare definition; on the contrary, the user's welfare determines the type of contract he will accept and the payment he is willing to pay. Since we do not address the problem of contract design in this work, we simply consider that each contract coincides perfectly with the contract user's welfare definition.

¹³ A spectrum allocation is feasible if it satisfies the spatial interference constraint (SIC) in Definition 2.

4. Problem Formulation

We first formulate the spectrum efficiency maximization (SEM) problem under deterministic network information (Section 4.1), which is essentially a *matching* problem, and can be solved effectively by many existing algorithms. Then we formulate the expected spectrum efficiency maximization (E-SEM) problem under stochastic network information (Section 4.2), which is an *infinite-dimensional* optimization problem. We will focus on solving the E-SEM problem in Section 5.

4.1. Problem Formulation under Deterministic Information

With complete and deterministic network information, i.e., $\{\theta_{kt}, \xi_{kt}\}_{k \in \{1, \dots, K\}, t \in \{1, \dots, T\}}$, the spectrum efficiency maximization (SEM) problem can be formulated as a *matching* between all spectrums and all SUs, and the optimal solution specifies explicitly the allocation of every spectrum to a particular set of (independent) SUs. Let $a_{m,kt}^s \in \{0, 1\}$ (or $a_{n,kt}^c \in \{0, 1\}$) indicate whether to allocate a spectrum CH_{kt} to spot market user m (or contract user n). Denote

$$\mathbf{a}_{kt} \triangleq (a_{1,kt}^s, \dots, a_{M,kt}^s; a_{1,kt}^c, \dots, a_{N,kt}^c)$$

as the allocation (vector) of spectrum CH_{kt} , which contains the allocation of spectrum CH_{kt} to every SU. An *allocation strategy* consists of the allocations of all spectrums in the time period, denoted by $\mathbf{A}_{\text{DET}} \triangleq \{\mathbf{a}_{kt}\}_{k \in \{1, \dots, K\}, t \in \{1, \dots, T\}}$. Intuitively, the allocation strategy \mathbf{A}_{DET} is a mapping from every particular spectrum CH_{kt} to an allocation vector \mathbf{a}_{kt} .

By the spatial interference constraint (SIC) given in Definition 2, an allocation strategy \mathbf{A}_{DET} is feasible, if and only if the allocation \mathbf{a}_{kt} for every spectrum CH_{kt} satisfies:

$$\text{SIC:} \quad \sum_{m \in \mathcal{C}_i \cap \mathcal{M}} a_{m,kt}^s + \sum_{n \in \mathcal{C}_i \cap \mathcal{N}} a_{n,kt}^c \leq \xi_{kt}, \quad \forall \mathcal{C}_i \in \mathcal{C}(\mathbf{G}), \quad (11)$$

where \mathcal{C}_i is the i -th clique of graph \mathbf{G} , and $\mathcal{C}_i^1 \triangleq \mathcal{C}_i \cap \mathcal{M}$ and $\mathcal{C}_i^2 \triangleq \mathcal{C}_i \cap \mathcal{N}$ denote the spot market user set and contract user set in \mathcal{C}_i , respectively. Intuitively, (11) states that (i) only idle spectrums can be used by SUs, and (ii) every idle spectrum can be allocated to at most one SU in a clique. By (11), we have $a_{m,kt}^s = a_{n,kt}^c \equiv 0$, $\forall m, n$, if spectrum CH_{kt} is not idle (i.e., $\xi_{kt} = 0$).

According to the definition of spectrum efficiency in Definition 4 and the SIC in (11), the spectrum efficiency maximization (SEM) problem can be formally defined as follows.

$$\begin{aligned} \text{SEM:} \quad \mathbf{A}_{\text{DET}}^* &= \arg \max_{\mathbf{A}_{\text{DET}}} W = \sum_{m=1}^M w_m^s + \sum_{n=1}^N \left(\tau_n \cdot w_n^c + (1 - \tau_n) \cdot \tilde{w}_n^c \right) \\ \text{s.t.} \quad &a_{m,kt}^s \in \{0, 1\}, \quad a_{n,kt}^c \in \{0, 1\}, \quad \forall m \in \mathcal{M}, \quad \forall n \in \mathcal{N}, \quad \forall k \in \{1, \dots, K\}, \quad \forall t \in \{1, \dots, T\}, \end{aligned} \quad (12)$$

SIC defined in (11), $\forall k \in \{1, \dots, K\}, \quad \forall t \in \{1, \dots, T\}$,

$$D_n \geq d_n, \quad \forall n \in \mathcal{N},$$

where $d_n \triangleq \sum_{k=1}^K \sum_{t=1}^T a_{n,kt}^c \cdot \xi_{kt}$ is the number of spectrums allocated to contract user n . The last constraint in (12) states that none of contract users will get spectrums more than his demand. The reason is that over-allocation brings trivial welfare gain for contract users. It is easy to see

that the above problem is an 0-1 integer linear programming (also called matching problem), and many algorithms, e.g., branch-and-bound algorithm and Kuhn-Munkres algorithm (see Munkres (1957)), have been developed to solve a matching problem effectively. Due to space limits, we skip the details here.

4.2. Problem Formulation under Stochastic Information

In practice, the assumption of complete and deterministic information is often unreasonable, since the network information changes randomly over time. Hence, in this section we consider the case where the network information is stochastic and the PO only knows its distribution but not realization. We formulate the *expected* spectrum efficiency maximization (E-SEM) problem based on the stochastic distribution (PDF or CDF) of network information.¹⁴ The solution specifies the allocation of any spectrum under every possible information realization (rather than the explicit allocation of every particular spectrum). In this sense, it essentially defines a contingency plan (also called a policy) for every spectrum under every possible information realization.

Based on the above, one may define the *allocation strategy* as a mapping from every possible information realization (rather than every particular spectrum as under deterministic information) to an allocation vector consisting of the allocation probability to every SU. However, as shown in our technical report Gao et al. (2012b), such a primitive definition is not appropriate due to the high complexity in determining the SIC constraint.

To this end, we propose a new definition for the allocation strategy. The basic idea is to *consider each independent SU set as a virtual player, and decide the spectrum allocation among the virtual players*. That is, we transform the primitive allocation strategy, regarding the allocation probability (of every information realization) to every SU, into an equivalent strategy, regarding the allocation probability to every independent SU set.

Denote $\mathcal{I}_i \in \mathcal{I}(G)$ as the i -th independent set of the graph G , and $I \triangleq |\mathcal{I}(G)|$ as the total number of independent sets in the graph G . Let $a_i^{\text{Is}}(\theta, \xi) \in [0, 1]$ denote the allocation probability of a spectrum $\{\theta, \xi\}$ to independent SU set \mathcal{I}_i . The allocation probability vector of spectrum $\{\theta, \xi\}$ is:

$$\mathbf{a}_{\text{Is}}(\theta, \xi) \triangleq (a_1^{\text{Is}}(\theta, \xi), a_2^{\text{Is}}(\theta, \xi), \dots, a_I^{\text{Is}}(\theta, \xi)),$$

and the new allocation strategy can be formally defined as follows.

DEFINITION 5 (Allocation Strategy). An allocation strategy is a mapping from every information realization $\{\theta, \xi\}$ to a vector $\mathbf{a}_{\text{Is}}(\theta, \xi)$ consisting of the allocation probability of a spectrum $\{\theta, \xi\}$ to every independent SU set, denoted by $\mathbf{A}_{\text{Is}} \triangleq \{\mathbf{a}_{\text{Is}}(\theta, \xi)\}_{\theta \in \Theta, \xi \in \{0,1\}}$.

¹⁴ This stochastic network information can be obtained empirically after counting the realized network information over a sufficiently long time period. Note that in our technical report Gao et al. (2012b), we also study the problem when this stochastic distribution information is *unavailable*. In that case, we propose a learning mechanism, which converges to the optimal solution without stochastic information.

Since the SUs in an independent set can use the same spectrum simultaneously, we can easily find that a strategy \mathbf{A}_{Is} is feasible, if the allocation $\mathbf{a}_{\text{Is}}(\theta, \xi)$ for every spectrum $\{\theta, \xi\}$ satisfies:

$$\sum_{i=1}^I a_i^{\text{Is}}(\theta, \xi) \leq \xi. \quad (13)$$

That is, the condition in (13) is *sufficient* for a feasible allocation strategy. The next question is whether it is able to represent all feasible allocations. The answer is YES as shown below.

PROPOSITION 1. *Any feasible allocation can be represented by an allocation strategy (defined in Definition 5) subject to the condition in (13).*

For detailed proof, please refer to our technical report Gao et al. (2012b). Proposition 1 implies that the condition in (13) is an effective SIC constraint. From Proposition 1, we can see that the main advantage of such a transformation is that we can systematically identify the necessary and sufficient conditions of a feasible allocation strategy (i.e., the SIC constraint), which is essential for the E-SEM problem formulation. Certainly, this will bring some challenges, among which the most critical one is that the problem of finding all independent sets is NP-hard. This motivates our later study on the approximate algorithm and the associated performance loss analysis.

Next we can provide the E-SEM problem formulation based on the new allocation strategy. Let $l_n^i \in \{0, 1\}$ (or $l_m^i \in \{0, 1\}$) indicate whether a contract user n (or spot market user m) belongs to the i -th independent set, i.e., $l_n^i = 1$ if $n \in \mathcal{I}_i$, and $l_n^i = 0$ otherwise. Then, the total allocation probability of spectrum $\{\theta, \xi\}$ to contract users n or spot market user m can be written as:

$$a_m^s(\theta, \xi) = \sum_{i=1}^I l_m^i \cdot a_i^{\text{Is}}(\theta, \xi) \quad \text{and} \quad a_n^c(\theta, \xi) = \sum_{i=1}^I l_n^i \cdot a_i^{\text{Is}}(\theta, \xi). \quad (14)$$

Given a feasible allocation strategy \mathbf{A}_{Is} , the expected welfare generated by a spot market m is:

$$\begin{aligned} \mathbb{E}[w_m^s] &= \sum_{k=1}^K \sum_{t=1}^T \sum_{\xi_{kt}=0}^1 f_{\xi}(\xi_{kt}) \cdot \xi_{kt} \int_{\theta_{kt}} a_m^s(\theta_{kt}, \xi_{kt}) \cdot v_m(\theta_{kt}) \cdot f_{\Theta}(\theta_{kt}) d\theta_{kt} \\ &= S \cdot \sum_{\xi=0}^1 f_{\xi}(\xi) \cdot \xi \int_{\theta} a_m^s(\theta, \xi) \cdot v_m(\theta) \cdot f_{\Theta}(\theta) d\theta \\ &= \rho S \cdot \int_{\theta} a_m^s(\theta, 1) \cdot v_m(\theta) \cdot f_{\Theta}(\theta) d\theta, \end{aligned} \quad (15)$$

where $v_m(\theta)$ is the spot market user m 's utility (i.e., the m -th element) in the utility vector $\theta = (v_1, \dots, v_M; u_1, \dots, u_N)$, and $f_{\Theta}(\theta)$ is the joint PDF of Θ , i.e., $f_{\Theta}(\theta) \triangleq \prod_{m=1}^M f_{v_m}(v_m) \prod_{n=1}^N f_{u_n}(u_n)$. The second equation follows because ξ and Θ are i.i.d. across time and channels. The third equation follows because (i) $f_{\xi}(\xi) = 1 - \rho$ if $\xi = 0$ and (ii) $f_{\xi}(\xi) = \rho$ if $\xi = 1$. Note that we write $dv_1 \dots dv_M du_1 \dots du_N$ as $d\theta$ and $\int_{v_1} \dots \int_{v_M} \int_{u_1} \dots \int_{u_N}$ as \int_{θ} for convenience.

The expected number of spectrums allocated to a contract user n is:

$$\begin{aligned} \mathbb{E}[d_n] &= \sum_{k=1}^K \sum_{t=1}^T \sum_{\xi_{kt}=0}^1 f_{\xi}(\xi_{kt}) \cdot \xi_{kt} \int_{\theta_{kt}} a_n^c(\theta_{kt}, \xi_{kt}) \cdot f_{\Theta}(\theta_{kt}) d\theta_{kt} \\ &= \rho S \cdot \int_{\theta} a_n^c(\theta, 1) \cdot f_{\Theta}(\theta) d\theta. \end{aligned} \quad (16)$$

From an individual perspective, the expected welfare generated by a contract user n is:

$$\mathbb{E}[w_n^c] = B_n - \mathbb{P}(\mathbb{E}[d_n], D_n), \quad (17)$$

where $\mathbb{P}(\mathbb{E}[d_n], D_n)$ is defined in (8). Note that the above welfare formula is based on the expected number of spectrums the contract user n obtains, rather than the explicit number as in (7).

From a social utilization perspective, the expected welfare generated by a contract user n is:

$$\begin{aligned} \mathbb{E}[\tilde{w}_n^c] &= \sum_{k=1}^K \sum_{t=1}^T \sum_{\xi_{kt}=0}^1 f_{\xi}(\xi_{kt}) \cdot \xi_{kt} \int_{\theta_{kt}} a_n^c(\theta_{kt}, \xi_{kt}) \cdot u_n(\theta_{kt}) \cdot f_{\Theta}(\theta_{kt}) d\theta_{kt} \\ &= \rho S \cdot \int_{\theta} a_n^c(\theta, 1) \cdot u_n(\theta) \cdot f_{\Theta}(\theta) d\theta, \end{aligned} \quad (18)$$

where $u_n(\theta)$ is the contract user n 's utility in the utility vector $\theta = (v_1, \dots, v_M; u_1, \dots, u_N)$.

The expected spectrum efficiency is the expected welfare generated by all SUs, i.e.,

$$\mathbb{E}[W] = \sum_{m=1}^M \mathbb{E}[w_m^s] + \sum_{n=1}^N (\tau_n \cdot \mathbb{E}[w_n^c] + (1 - \tau_n) \cdot \mathbb{E}[\tilde{w}_n^c]).$$

Therefore, we have the following expected spectrum efficiency maximization (E-SEM) problem.

$$\begin{aligned} \text{E-SEM: } \quad \mathbf{A}_{\text{Is}}^* &= \arg \max_{\mathbf{A}_{\text{Is}}} \mathbb{E}[W] = \sum_{m=1}^M \mathbb{E}[w_m^s] + \sum_{n=1}^N (\tau_n \cdot \mathbb{E}[w_n^c] + (1 - \tau_n) \cdot \mathbb{E}[\tilde{w}_n^c]) \\ \text{s.t. } \quad a_i^{\text{Is}}(\theta, \xi) &\in [0, 1], \quad \forall \theta \in \Theta, \forall \xi \in \{0, 1\}, \forall i \in \{1, \dots, I\}, \\ \sum_{i=1}^I a_i^{\text{Is}}(\theta, \xi) &\leq \xi, \quad \forall \theta \in \Theta, \forall \xi \in \{0, 1\}, \quad (\text{SIC}) \\ D_n &\geq \mathbb{E}[d_n], \quad \forall n \in \mathcal{N}. \end{aligned} \quad (19)$$

The E-SEM problem (19) is obviously an **infinite-dimensional** optimization problem (see Fat-torini (1999)), where the solution (or strategy) is not a number or a vector, but rather a continuous quantity. By the second constraint of (19), we immediately have: $a_i^{\text{Is}}(\theta, \xi) \equiv 0$ if $\xi = 0$, $\forall \theta \in \Theta, \forall i = 1, \dots, I$. Therefore, in the rest of this paper, we will focus on solving $a_i^{\text{Is}}(\theta, 1), \forall \theta \in \Theta, \forall i = 1, \dots, I$, i.e., the allocation of idle spectrums, denoted by $\mathbf{A}_{\text{Is},1} \triangleq \{a_{\text{Is},1}(\theta, 1)\}_{\theta \in \Theta}$. **For notational convenience, we will write the tuple $\{\theta, 1\}$ as θ , and thus write $\mathbf{A}_{\text{Is},1}$ as $\mathbf{A}_{\text{Is},1} \triangleq \{a_{\text{Is}}(\theta)\}_{\theta \in \Theta}$.**

5. Optimal Policy

In this section, we solve the E-SEM problem in (19). We first reduce the strategy space by removing certain *irrelevant* strategies, so as to reduce the computational complexity.¹⁵ Then we derive the optimal solution systemically using the primal-dual method. Due to space limits, we present all proofs in our technical report Gao et al. (2012b).

5.1. Allocation Strategy Reduction

Now we simplify the E-SEM problem (19) by restricting our attention to a particular subset of the strategy space. Define the **weight** of each vertex in the graph G as the utility of the associated SU. Notice that the welfare generated by a spot market user is exactly his utility, and thus we have: if

¹⁵ The “irrelevant strategies” denote those never emerging in an optimal solution. Therefore, ignoring the irrelevant strategies does not affect the optimality of the solution. We will show this in Proposition 2.

an idle spectrum θ (or spectrum $\{\theta, 1\}$) is allocated to an independent contract user set $\mathbf{n} \in \mathcal{I}(G^c)$, it must be allocated to an MWIS of the side market G_n^s at the same time. This observation helps us to eliminate some strategies without affecting the optimality of the solution.

Let $\mathcal{I}_i^1 \triangleq \mathcal{I}_i \cap \mathcal{M}$ and $\mathcal{I}_i^2 \triangleq \mathcal{I}_i \cap \mathcal{N}$ denote the spot market user set and contract user set in \mathcal{I}_i (i.e., the i -th independent set of graph G), respectively. Formally, we have

PROPOSITION 2. Suppose $\mathbf{A}_{\text{IS},1}^* = \{\mathbf{a}_{\text{IS}}^*(\theta)\}_{\theta \in \Theta}$, where $\mathbf{a}_{\text{IS}}^*(\theta) = (a_1^{\text{IS}*}(\theta), \dots, a_I^{\text{IS}*}(\theta))$, is an optimal solution of (19). Then for any $\theta \in \Theta$ we have: for every independent set $\mathcal{I}_i \in \mathcal{I}(G)$,

- (a) If \mathcal{I}_i^1 is **not** an MWIS of the graph $G_{\mathcal{I}_i^2}^s$ (i.e., the side market (see Definition 1) of the contract user set \mathcal{I}_i^2), then $a_i^{\text{IS}*}(\theta) = 0$; or equivalently,
- (b) If $a_i^{\text{IS}*}(\theta) > 0$, then \mathcal{I}_i^1 must be an MWIS of the graph $G_{\mathcal{I}_i^2}^s$.

Proposition 2 implies that in an optimal solution, an idle spectrum θ can *never* be allocated to an independent set $\mathcal{I}_i = \mathcal{I}_i^1 \cup \mathcal{I}_i^2$ where \mathcal{I}_i^1 is *not* an MWIS of the graph $G_{\mathcal{I}_i^2}^s$. We refer to such an independent set \mathcal{I}_i as an *irrelevant independent set*. Obviously, we can ignore those allocation strategies that allocate spectrums to the irrelevant independent sets, and focus only on the allocation among the “relevant” independent sets \mathcal{I}_i (where \mathcal{I}_i^1 is an MWIS of the graph $G_{\mathcal{I}_i^2}^s$). In effect, we can restrict our attention to the independent sets of the futures market graph G^c , instead of the independent sets of the whole graph G . By Proposition 2, if a spectrum is allocated to an independent contract user set (say \mathbf{n}) of G^c , it must be allocated to an MWIS of the side market graph G_n^s at the same time. Consider an idle spectrum $\theta = (1, 1, 1, 1; 1, 1, 1, 1)$ in Figure 1’s example. According to Proposition 2, the spectrum θ can never be allocated to the independent set $\mathcal{I}_i = \{b, 1\}$, since $\{b\}$ is not an MWIS of $G_{\{1\}}^s$. Otherwise, we can immediately increase the total welfare by re-allocating the spectrum θ to an other independent set $\mathcal{I}_j = \{b, d, 1\}$.

The above result allows us to simplify the E-SEM problem. Denote $\mathcal{I}_i^c \in \mathcal{I}(G^c)$ as the i -th independent contract user set of the futures market graph G^c , and $I_c \triangleq |\mathcal{I}(G^c)|$ as the total number of independent sets of the graph G^c . Let $a_i^{\text{ISC}}(\theta) \in [0, 1]$ denote the allocation probability of an idle spectrum θ to the i -th independent contract user set \mathcal{I}_i^c .¹⁶ Formally, we can define the **reduced** allocation strategy as: $\mathbf{A}_{\text{ISC}} \triangleq \{\mathbf{a}_{\text{ISC}}(\theta)\}_{\theta \in \Theta}$, where

$$\mathbf{a}_{\text{ISC}}(\theta) \triangleq (a_0^{\text{ISC}}(\theta), a_1^{\text{ISC}}(\theta), \dots, a_{I_c}^{\text{ISC}}(\theta))$$

is the reduced allocation probability vector of an idle spectrum θ , consisting of the allocation probability of spectrum $\{\theta, 1\}$ to every **independent contract user set** of the graph G^c . Note that the 0-th independent contract user set is simply defined as the empty set, i.e., $\mathcal{I}_0^c = \emptyset$.

¹⁶ Here the superscript “ISC” in $a_i^{\text{ISC}}(\theta)$ is used to distinguish the allocation probability for each independent contract user set (of the graph G^c) from those for each individual SU or each independent set of graph G .

Similar to (13), a reduced allocation strategy \mathbf{A}_{ISC} is feasible, if and only if for every information realization $\{\theta, 1\}$, the reduced allocation probability vector $\mathbf{a}_{\text{ISC}}(\theta)$ satisfies:

$$\text{SIC: } \sum_{i=0}^{I_c} a_i^{\text{ISC}}(\theta) \leq 1. \quad (20)$$

By Proposition 2, if an idle spectrum θ is allocated to the i -th independent contract user set \mathcal{I}_i^c , it must be allocated to an MWIS of the side market graph $G_{\mathcal{I}_i^c}^s$ (denoted by \mathcal{I}_i^s) at the same time. Let $z_i(\theta)$ denote the total weight of \mathcal{I}_i^s . Obviously, $z_i(\theta)$ is the maximum total welfare generated by spot market users in the side market $G_{\mathcal{I}_i^c}^s$ (over an idle spectrum θ), referred to as the **side welfare** of \mathcal{I}_i^c .¹⁷ Thus, given a feasible strategy \mathbf{A}_{ISC} , the expected side welfare of \mathcal{I}_i^c is:

$$\begin{aligned} \mathbb{E}[W_i^s] &= \sum_{k=1}^K \sum_{t=1}^T \sum_{\xi_{kt}=0}^1 f_{\xi}(\xi_{kt}) \cdot \xi_{kt} \int_{\theta_{kt}} a_i^{\text{ISC}}(\theta_{kt}, \xi_{kt}) \cdot z_i(\theta_{kt}) \cdot f_{\Theta}(\theta_{kt}) d\theta_{kt} \\ &= \rho S \cdot \int_{\theta} a_i^{\text{ISC}}(\theta) \cdot z_i(\theta) \cdot f_{\Theta}(\theta) d\theta. \end{aligned} \quad (21)$$

The expected total welfare generated by the spot market is the sum of the expected side welfare of all independent contract user sets (including the empty set), i.e.,

$$\mathbb{E}[W^s] = \sum_{i=0}^{I_c} \mathbb{E}[W_i^s] = \sum_{i=0}^{I_c} \left(\rho S \cdot \int_{\theta} a_i^{\text{ISC}}(\theta) \cdot z_i(\theta) \cdot f_{\Theta}(\theta) d\theta \right). \quad (22)$$

Similar to (14), the allocation probability of an idle spectrum θ to a contract users n is:

$$a_n^c(\theta) = \sum_{i=0}^{I_c} l_n^i \cdot a_i^{\text{ISC}}(\theta) = \sum_{i=1}^{I_c} l_n^i \cdot a_i^{\text{ISC}}(\theta). \quad (23)$$

The 2nd equality follows because $l_n^0 \equiv 0, \forall n \in \mathcal{N}$ (since $\mathcal{I}_0^c = \emptyset$). Furthermore, the expected number of spectrums allocated to contract user n (i.e., $\mathbb{E}[d_n]$) and the expected welfare generated by contract user n (i.e., $\mathbb{E}[w_n]$ and $\mathbb{E}[\tilde{w}_n]$) are given by (16)-(18) directly. The expected spectrum efficiency is:

$$\mathbb{E}[W] = \sum_{i=0}^{I_c} \mathbb{E}[W_i^s] + \sum_{n=1}^N \left(\tau_n \cdot \mathbb{E}[w_n^c] + (1 - \tau_n) \cdot \mathbb{E}[\tilde{w}_n^c] \right), \quad (24)$$

Based on the reduced allocation strategy \mathbf{A}_{ISC} and the associated expected spectrum efficiency formula in (24), we can rewrite the E-SEM in (19) into the following equivalent form:

$$\begin{aligned} \text{E-SEM(EQ): } \mathbf{A}_{\text{ISC}}^* &= \arg \max_{\mathbf{A}_{\text{ISC}}} \mathbb{E}[W] = \sum_{i=0}^{I_c} \mathbb{E}[W_i^s] + \sum_{n=1}^N \left(\tau_n \cdot \mathbb{E}[w_n^c] + (1 - \tau_n) \cdot \mathbb{E}[\tilde{w}_n^c] \right) \\ \text{s.t. } & \quad \text{(i) } a_i^{\text{ISC}}(\theta) \in [0, 1], \forall \theta \in \Theta, \forall i \in \{0, 1, \dots, I_c\}, \\ & \quad \text{(ii) } \sum_{i=0}^{I_c} a_i^{\text{ISC}}(\theta) \leq 1, \forall \theta \in \Theta, \quad (\text{SIC}) \\ & \quad \text{(iii) } D_n \geq \mathbb{E}[d_n], \forall n \in \mathcal{N}. \end{aligned} \quad (25)$$

Notice that the independent sets in the futures market graph G^c is much less than in the whole graph G , since the number of independent sets increases exponentially with the number of vertices. Thus, by (25), we can effectively reduce the complexity of the E-SEM problem in (19). Recall the example in Figure 1, there are total 26 independent sets in graph G , while only 6 in graph G^c .

¹⁷ Here the prefix “side” follows the fact that such a welfare is generated by spot market users along with the usage of contract user set \mathcal{I}_i^c , that is, it is a side effect of the allocation of contract user set \mathcal{I}_i^c .

5.2. Necessary Conditions

For exposition convenience, we will omit the superscript “ISC” in $a_i^{\text{ISC}}(\theta)$, as long as there is no confusion caused. Suppose $\mathbf{A}_{\text{ISC}}^* = \{\mathbf{a}_{\text{ISC}}^*(\theta)\}_{\theta \in \Theta}$ where $\mathbf{a}_{\text{ISC}}^*(\theta) = (a_0^*(\theta), a_1^*(\theta), \dots, a_{I_c}^*(\theta))$ is the optimal solution to (25). The following necessary conditions hold.

LEMMA 1 (Necessary Condition I). *For any $\theta \in \Theta$, we have: $\sum_{i=0}^{I_c} a_i^*(\theta) = 1$.*

Intuitively, Lemma 1 states that every idle spectrum will be allocated to some SUs. This is because it can always produce certain positive welfare when used by spot market users.

LEMMA 2 (Necessary Condition II). *For any contract user n , we have: $\mathbb{E}[d_n] \leq D_n$.*

Intuitively, Lemma 2 states that none of contract users will get spectrums (on average) more than his demand. This is because spectrum over-allocation to a contract user brings trivial welfare gain for the contract user (see the definition of contract user’s welfare in (17)).

5.3. Optimal Solution

We focus on the optimal solution for soft contracts (with unit welfare loss for every under-allocated spectrum). The analysis for hard contracts (with a fixed total welfare loss for the unsatisfaction in demand) is similar and shown in our technical report Gao et al. (2012b).

By Lemma 1, we can replace the decision variable $a_0(\theta)$ by $a_0(\theta) = 1 - \sum_{i=1}^{I_c} a_i(\theta)$. By Lemma 2, we can rewrite the potential welfare loss in (8) as $\mathbb{P}(d_n, D_n) = (D_n - \mathbb{E}[d_n]) \cdot \hat{P}_n$ (for soft contracts). Furthermore, by the 2nd constraint of the problem (25), we can simplify the 1st constraint as $a_i(\theta) \geq 0, \forall i$. Thus, the optimization problem (25) can be rewritten as:

$$\begin{aligned} \mathbf{A}_{\text{ISC}'}^* &= \arg \max_{\mathbf{A}_{\text{ISC}'}} \left(\rho S \int_{\Theta} (1 - \sum_{i=1}^{I_c} a_i(\theta)) z_0(\theta) f_{\Theta}(\theta) d\theta + \sum_{i=1}^{I_c} \rho S \int_{\Theta} a_i(\theta) z_i(\theta) f_{\Theta}(\theta) d\theta \right. \\ &\quad \left. + \sum_{n=1}^N [\tau_n \cdot (B_n - (D_n - \mathbb{E}[d_n]) \cdot \hat{P}_n) + (1 - \tau_n) \cdot \rho S \int_{\Theta} a_n^c(\theta) u_n(\theta) f_{\Theta}(\theta) d\theta] \right) \\ &= \arg \max_{\mathbf{A}_{\text{ISC}'}} \left(F + \rho S \cdot \sum_{i=1}^{I_c} \int_{\Theta} H_i(\theta) a_i(\theta) f_{\Theta}(\theta) d\theta \right), \end{aligned} \quad (26)$$

s.t. (i) $a_i(\theta) \geq 0, \forall \theta \in \Theta, \forall i \in \{1, \dots, I_c\};$
(ii) $\sum_{i=1}^{I_c} a_i(\theta) \leq 1, \forall \theta \in \Theta;$
(iii) $\mathbb{E}[d_n] \leq D_n, \forall n \in \mathcal{N};$

where

- $\mathbf{A}_{\text{ISC}'} = \{\mathbf{a}_{\text{ISC}'}(\theta)\}_{\theta \in \Theta}$ with $\mathbf{a}_{\text{ISC}'}(\theta) = (a_1(\theta), \dots, a_{I_c}(\theta))$ is the reduced allocation strategy;
- $\mathbb{E}[d_n] = \rho S \int_{\Theta} a_n^c(\theta) f_{\Theta}(\theta) d\theta = \sum_{i=1}^{I_c} l_n^i \cdot \rho S \int_{\Theta} a_i(\theta) \cdot f_{\Theta}(\theta) d\theta$ is the expected number of spectrums allocated to the contract user n ;
- $F = \rho S \cdot \int_{\Theta} z_0(\theta) f_{\Theta}(\theta) d\theta + \sum_{n=1}^N \tau_n \cdot (B_n - \hat{P}_n \cdot D_n)$ is a constant independent of the allocation;
- $H_i(\theta) = -z_0(\theta) + z_i(\theta) + \sum_{n=1}^N l_n^i \cdot (\tau_n \cdot \hat{P}_n + (1 - \tau_n) \cdot u_n(\theta))$ is an information-specific variable.

To analytically solve the optimization problem (26), we first study the dual problem of (26) using the primal-dual method (see Dantzig (1998) for details). Then we determine the optimal dual variables, from which we can derive the optimal primal solution.

5.3.1. Primal-Dual Method We introduce Lagrange multipliers (also called *dual variables* or *shadow prices*) $\mu_i(\theta)$, $\eta(\theta)$, and λ_n for three constraints in (26). The Lagrangian is:

$$\begin{aligned} \text{LAG} = & F + \rho S \cdot \sum_{i=1}^{I_c} \int_{\Theta} H_i(\theta) a_i(\theta) f_{\Theta}(\theta) d\theta + \sum_{i=1}^{I_c} \int_{\Theta} \mu_i(\theta) a_i(\theta) f_{\Theta}(\theta) d\theta \\ & + \int_{\Theta} \eta(\theta) \left(1 - \sum_{i=1}^{I_c} a_i(\theta) \right) f_{\Theta}(\theta) d\theta + \sum_{n=1}^N \lambda_n \left(D_n - \sum_{i=1}^{I_c} l_n^i \cdot \rho S \int_{\Theta} a_i(\theta) \cdot f_{\Theta}(\theta) d\theta \right), \end{aligned}$$

which can be written as $\text{LAG} \triangleq \int_{\Theta} \mathcal{W}(\theta) f_{\Theta}(\theta) d\theta$, where $\mathcal{W}(\theta)$, called Sub-Lagrangian, is given by

$$\mathcal{W}(\theta) \triangleq F + \eta(\theta) + \sum_{n=1}^N \lambda_n D_n + \sum_{i=1}^{I_c} \left(\rho S \cdot H_i(\theta) + \mu_i(\theta) - \eta(\theta) - \rho S \cdot \sum_{n=1}^N l_n^i \lambda_n \right) \cdot a_i(\theta).$$

We define the *marginal welfare* (MW) as the first partial derivative of $\mathcal{L}(\theta)$ over each independent contract user set's allocation probability $a_i(\theta)$. Formally,

DEFINITION 6 (Marginal Welfare – MW).

$$\dot{\mathbf{w}}_i(\theta) \triangleq \frac{\partial \mathcal{W}(\theta)}{\partial a_i(\theta)} = \rho S \cdot H_i(\theta) + \mu_i(\theta) - \eta(\theta) - \rho S \cdot \sum_{n=1}^N l_n^i \cdot \lambda_n. \quad (27)$$

By Euler-Lagrange conditions for optimality (see Dantzig (1998)), if an inner optimal solution exists, the optimal solution $\mathbf{A}_{\text{ISC}}^*(\theta)$ must satisfy the conditions: $\dot{\mathbf{w}}_i(\theta) = 0, \forall i$; otherwise, the optimal solution occurs at the boundaries. From Definition 6, we can see that the MW $\dot{\mathbf{w}}_i(\theta)$ is independent of $\mathbf{A}_{\text{ISC}}(\theta)$. Thus, the optimal solution $\mathbf{A}_{\text{ISC}}^*(\theta)$ must occur at the boundaries, i.e.,

$$a_i^*(\theta) = \begin{cases} 0, & \dot{\mathbf{w}}_i(\theta) < 0 \\ 1, & \dot{\mathbf{w}}_i(\theta) > 0 \end{cases} \quad (28)$$

By (27) and (28), the optimal solution is determined by the dual variables $\mu_i(\theta)$, $\eta(\theta)$, and λ_n . By the primal-dual method (Dantzig (1998)), every dual variable must be nonnegative and is positive only when the associated constraint is tight, i.e., the following dual constraints hold:

$$\begin{cases} \text{(D.1)} & \mu_i^*(\theta) \geq 0, a_i^*(\theta) \geq 0, \mu_i^*(\theta) \cdot a_i^*(\theta) = 0, \quad \forall i \in \{1, \dots, I_c\}, \forall \theta \in \Theta; \\ \text{(D.2)} & \eta^*(\theta) \geq 0, 1 - \sum_{i=1}^{I_c} a_i^*(\theta) \geq 0, \eta^*(\theta) \cdot (1 - \sum_{i=1}^{I_c} a_i^*(\theta)) = 0, \quad \forall \theta \in \Theta; \\ \text{(D.3)} & \lambda_n^* \geq 0, D_n - \sum_{i=1}^{I_c} l_n^i \cdot \rho S \int_{\Theta} a_i^*(\theta) \cdot f_{\Theta}(\theta) d\theta \geq 0, \\ & \lambda_n^* \cdot (D_n - \sum_{i=1}^{I_c} l_n^i \cdot \rho S \int_{\Theta} a_i^*(\theta) \cdot f_{\Theta}(\theta) d\theta) = 0, \quad \forall n \in \mathcal{N}. \end{cases}$$

By the duality principle, the primal problem (26) is equivalent to the problem of finding a set of optimal dual variables $\mu_i^*(\theta)$, $\eta^*(\theta)$, and λ_n^* , such that all dual constraints are satisfied (dual problem). The optimality of this approach is guaranteed as the objective and constraints in (26) are linear, which implies that (26) is a convex optimization problem.

For convenience, we further introduce the concepts of *inner marginal welfare* (I-MW) and *core marginal welfare* (C-MW), which will be frequently used in the later discussion.

DEFINITION 7 (Inner Marginal Welfare – I-MW).

$$\dot{\mathbf{w}}_i^{\text{IN}}(\theta) \triangleq \rho S \cdot H_i(\theta) - \eta(\theta) - \rho S \cdot \sum_{n=1}^N l_n^i \cdot \lambda_n. \quad (29)$$

DEFINITION 8 (**Core Marginal Welfare – C-MW**).

$$\dot{\mathbf{w}}_i^{\text{Co}}(\theta) \triangleq \rho S \cdot H_i(\theta) - \rho S \cdot \sum_{n=1}^N l_n^i \cdot \lambda_n. \quad (30)$$

It is easy to see that $\dot{\mathbf{w}}_i^{\text{IN}}(\theta) = \dot{\mathbf{w}}_i(\theta) - \mu_i(\theta)$ and $\dot{\mathbf{w}}_i^{\text{Co}}(\theta) = \dot{\mathbf{w}}_i(\theta) - \mu_i(\theta) + \eta(\theta)$. That is, both I-MW and C-MW are variations of MW by ignoring certain non-critical dual variables in the MW. This is also the reason that we call them “inner” and “core” marginal welfares.

5.3.2. Optimal Shadow Prices and Optimal Solution Now we study the optimal shadow prices (dual variables) and optimal primal solution.

We start by showing the necessary conditions for the optimal $\mu_i^*(\theta)$. Specifically,

LEMMA 3 (**Feasible Range of $\mu_i^*(\theta)$**). *The optimal shadow prices $\mu_i^*(\theta)$ must satisfy:*

- (a) $\mu_i^*(\theta) = 0$, if $\dot{\mathbf{w}}_i^{\text{IN}}(\theta) \geq 0$, and (b) $\mu_i^*(\theta) \in [0, |\dot{\mathbf{w}}_i^{\text{IN}}(\theta)|]$, if $\dot{\mathbf{w}}_i^{\text{IN}}(\theta) < 0$.

Notice that $\dot{\mathbf{w}}_i(\theta) = \dot{\mathbf{w}}_i^{\text{IN}}(\theta) + \mu_i^*(\theta)$. Lemma 3 implies that (a) $\dot{\mathbf{w}}_i^{\text{IN}}(\theta) \geq 0$ if and only if $\dot{\mathbf{w}}_i(\theta) \geq 0$, and (b) $\dot{\mathbf{w}}_i^{\text{IN}}(\theta) < 0$ if and only if $\dot{\mathbf{w}}_i(\theta) \leq 0$. That is, $\mu_i^*(\theta)$ never changes the sign of the MW $\dot{\mathbf{w}}_i(\theta)$, which implies that $\mu_i^*(\theta)$ has no impact on the optimal solution (28). Intuitively, this is because the optimal solution given by (28) never violates the first constraint (associated with shadow prices $\mu_i(\theta)$) of the primal problem (26). To better understand Lemma 3, we provide an illustration of $\dot{\mathbf{w}}_i^{\text{IN}}(\theta)$, $\dot{\mathbf{w}}_i(\theta)$, and the feasible range of $\mu_i^*(\theta)$ (shown as the shadow area) in Figure 3, where Region II corresponds to case (a), and Regions I and III correspond to case (b) in Lemma 3. In Region II, the optimal $\mu_i^*(\theta)$ is 0, and thus $\dot{\mathbf{w}}_i(\theta) = \dot{\mathbf{w}}_i^{\text{IN}}(\theta) \geq 0$. In Region I or III, the optimal $\mu_i^*(\theta)$ is in the shadow area, and thus $\dot{\mathbf{w}}_i(\theta) = \dot{\mathbf{w}}_i^{\text{IN}}(\theta) + \mu_i^*(\theta) \leq 0$.

Next we show the necessary conditions for the optimal $\eta^*(\theta)$. Denote

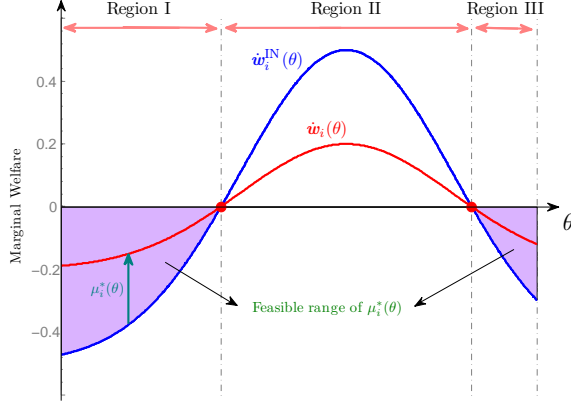
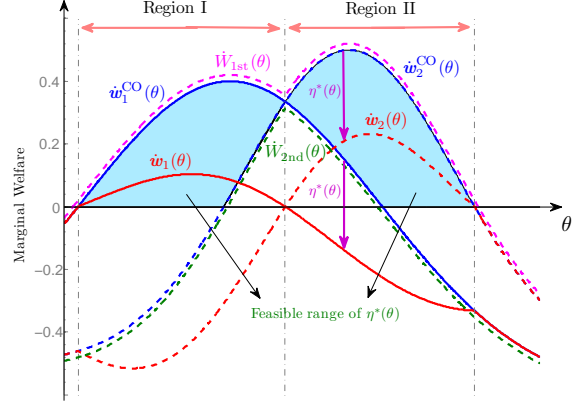
$$\bar{\mathbf{w}}_{1\text{st}}(\theta) \triangleq \max_{i \in \{1, \dots, I_C\}} \dot{\mathbf{w}}_i^{\text{Co}}(\theta) \text{ and } \bar{\mathbf{w}}_{2\text{nd}}(\theta) \triangleq \max_{i \in \{1, \dots, I_C\} / \{i_1\}} \dot{\mathbf{w}}_i^{\text{Co}}(\theta)$$

as the highest and second-highest C-MWs among all independent contract user sets, respectively, where $i_1 \triangleq \arg \max_{i \in \{1, \dots, I_C\}} \dot{\mathbf{w}}_i^{\text{Co}}(\theta)$. The feasible range of $\eta^*(\theta)$ is shown as follows.

LEMMA 4 (**Feasible Range of $\eta^*(\theta)$**). *The optimal shadow prices $\eta^*(\theta)$ must satisfy:*

- (a) $\eta^*(\theta) \in [\max(0, \bar{\mathbf{w}}_{2\text{nd}}(\theta)), \bar{\mathbf{w}}_{1\text{st}}(\theta)]$, if $\bar{\mathbf{w}}_{1\text{st}}(\theta) > 0$, and (b) $\eta^*(\theta) = 0$, if $\bar{\mathbf{w}}_{1\text{st}}(\theta) \leq 0$.

Notice that $\dot{\mathbf{w}}_i(\theta) = \dot{\mathbf{w}}_i^{\text{Co}}(\theta) + \mu_i^*(\theta) - \eta^*(\theta)$ and $\dot{\mathbf{w}}_i^{\text{IN}}(\theta) = \dot{\mathbf{w}}_i^{\text{Co}}(\theta) - \eta^*(\theta)$. That is, the shadow price $\eta^*(\theta)$ can be viewed as an *identical* reduction on all C-MWs (at a particular θ). Lemma 4 suggests that a feasible $\eta^*(\theta)$ would lie between $\bar{\mathbf{w}}_{1\text{st}}(\theta)$ and $\max(0, \bar{\mathbf{w}}_{2\text{nd}}(\theta))$, with which there is *at most one* independent contract user set (the i_1 -th one $\mathcal{I}_{i_1}^c$, if exists) having positive I-MW, i.e., $\dot{\mathbf{w}}_i^{\text{IN}}(\theta) \leq 0, \forall i \neq i_1$. We therefore have $\dot{\mathbf{w}}_i(\theta) \leq 0$ and $a_i^*(\theta) = 0, \forall i \neq i_1$ by Lemma 3 and (28). Thus, the coupling constraint (ii) will be satisfied. To better understand Lemma 4, we provide an illustration of $\dot{\mathbf{w}}_i^{\text{Co}}(\theta)$, $\dot{\mathbf{w}}_i(\theta)$, and $\eta^*(\theta)$ (shown as the shadow areas) in Figure 4. Here we have two independent contract user sets, $i = 1, 2$. The upper dash curve denotes $\bar{\mathbf{w}}_{1\text{st}}(\theta)$, the highest C-MW

Figure 3 Illustration of $\mu_i^*(\theta)$ in Lemma 3Figure 4 Illustration of $\eta^*(\theta)$ in Lemma 4

of two independent sets. The lower dash curve denotes $\bar{\mathbf{w}}_{2nd}(\theta)$, the second highest (i.e., lowest) C-MW of two independent sets. Regions I and II correspond to case (a) where $\bar{\mathbf{w}}_{1st}(\theta) > 0$, and the remaining regions correspond to case (b) where $\bar{\mathbf{w}}_{1st}(\theta) \leq 0$. It is easy to see that in Region I (or II), the 1st (or 2nd) independent set realizes the highest positive C-MW, i.e., $\bar{\mathbf{w}}_{1st}(\theta) = \dot{\mathbf{w}}_1^{CO}(\theta) > 0$ (or $\bar{\mathbf{w}}_{1st}(\theta) = \dot{\mathbf{w}}_2^{CO}(\theta) > 0$), and thus given any feasible $\eta^*(\theta)$ in the shadow area, the 1st (or 2nd) independent set has the unique positive MW.

By Lemmas 3 and 4, we can find that the optimal solution given by (28) is equivalent to such a solution that allocates spectrums to the independent contract user set with the highest and positive C-MW (and meanwhile the associated side market). Denote $\mathbf{i}_1 \triangleq \{i \in \{1, \dots, I_c\} \mid \dot{\mathbf{w}}_i^{CO}(\theta) = \bar{\mathbf{w}}_{1st}(\theta)\}$ as the collection of independent sets with the highest C-MW (over a spectrum $\{\theta, 1\}$). Formally, we have the following optimal solution.

LEMMA 5 (Optimal Allocation Strategy). *For any idle spectrum θ , the optimal allocation strategy $\mathbf{A}_{ISC}^*(\theta)$ is given by: (i) $a_i^*(\theta) = 0$ if $i \notin \mathbf{i}_1$; and (ii) if $i \in \mathbf{i}_1$, then*

- (ii.a) $a_i^*(\theta) \in [0, 1]$ such that $\sum_{i \in \mathbf{i}_1} a_i^*(\theta) = 1$, if $\bar{\mathbf{w}}_{1st}(\theta) > 0$;
- (ii.b) $a_i^*(\theta) \in [0, 1]$ such that $\sum_{i \in \mathbf{i}_1} a_i^*(\theta) \leq 1$, if $\bar{\mathbf{w}}_{1st}(\theta) = 0$;
- (ii.c) $a_i^*(\theta) = 0$, if $\bar{\mathbf{w}}_{1st}(\theta) < 0$;

Lemma 5 states that in the optimal solution, only the independent contract user sets with the highest positive C-MW may obtain an idle spectrum θ . If the C-MW is negative for all independent contract user sets (i.e., $\bar{\mathbf{w}}_{1st}(\theta) < 0$), the spectrum is allocated to the 0-th independent contract user set (empty set) and the associated side market (the whole spot market). For example, in Figure 4, we have $\mathbf{i}_1 = \{1\}$ in Regions I and I' (on the left side of Region I) and $\mathbf{i}_1 = \{2\}$ in Regions II and II' (on the right side of Region II). Thus, we have $a_1^*(\theta) = a_2^*(\theta) = 0$ in Regions I' and II' since $\bar{\mathbf{w}}_{1st}(\theta) < 0$; $a_1^*(\theta) = 1, a_2^*(\theta) = 0$ in Region I; and $a_1^*(\theta) = 0, a_2^*(\theta) = 1$ in Region II.

When SUs have continuous and heterogeneous utilities, the realization of θ such that $\bar{\mathbf{w}}_{1st}(\theta) = 0$ (i.e., case (b) in Lemma 5) or $|\mathbf{i}_1| > 1$ (i.e., multiple independent sets having the same highest

C-MP) has a zero size support, and therefore can be ignored. Thus, the optimal allocation given by Lemma 5 is equivalent to:

$$a_i^*(\theta) = 1 \text{ if and only if } \dot{\mathbf{w}}_i^{\text{Co}}(\theta) > 0 \text{ and } \dot{\mathbf{w}}_i^{\text{Co}}(\theta) > \max_{j \neq i} \dot{\mathbf{w}}_j^{\text{Co}}(\theta). \quad (31)$$

Recall the example in Figure 4. There are two distinct realizations of θ such that $\bar{\mathbf{w}}_{1\text{st}}(\theta) = 0$, i.e., the boundary points between Region I and I' and between Region II and II'. Besides, there is only one distinct realization of θ such that $|\mathbf{z}_1| > 1$, i.e., the boundary point between Region I and II. Obviously, these realizations have a zero size support.

Now let us look into (31) to gain further insights. First, notice that

$$\dot{\mathbf{w}}_i^{\text{Co}}(\theta) = \rho S \cdot \left(-z_0(\theta) + z_i(\theta) + \sum_{n=1}^N l_n^i \cdot (\tau_n \cdot \hat{P}_n + (1 - \tau_n) \cdot u_n(\theta)) - \sum_{n=1}^N l_n^i \cdot \lambda_n \right).$$

The 1st term $z_0(\theta)$ is the side welfare (from a spectrum $\{\theta, 1\}$) of the 0-th independent contract user set (empty set). That is, it is the welfare generated by the spot market users, when the spectrum is not allocated to any contract user. In this sense, it can be viewed as an *outside option* with regard to the futures market. The 2nd term $z_i(\theta)$ is the side welfare of the i -th independent contract user set. That is, it is the welfare generated by the spot market users (in the associated side market), when the spectrum is allocated to the i -th independent contract user set. The 3rd term $\sum_{n=1}^N l_n^i \cdot (\tau_n \cdot \hat{P}_n + (1 - \tau_n) \cdot u_n(\theta))$ denotes the direct welfare *improvement* (also called *welfare gain*) generated by the contract users in the i -th independent contract user set from a spectrum $\{\theta, 1\}$.¹⁸ The last term $\sum_{n=1}^N l_n^i \cdot \lambda_n^*$ is the shadow prices of the i -th independent contract user set, which imposes an identical “shade” on the C-MW of the i -th independent set over all spectrums. It is used to rule out the relatively low welfare spectrums and assign the high welfare spectrums to the i -th independent contract user set.

Let $\Theta_i^+ \triangleq \{\theta \mid \dot{\mathbf{w}}_i^{\text{Co}}(\theta) > 0 \text{ \& } \dot{\mathbf{w}}_i^{\text{Co}}(\theta) > \max_{j \neq i} \dot{\mathbf{w}}_j^{\text{Co}}(\theta)\}$ denote the set of spectrum information θ with which the i -th independent contract user set having the unique highest and positive C-MP. Since Θ_i^+ is determined by the shadow prices (vector) $\boldsymbol{\lambda}^* \triangleq (\lambda_1^*, \dots, \lambda_N^*)$, we can write Θ_i^+ as a function of $\boldsymbol{\lambda}^*$, denoted by $\Theta_i^+(\boldsymbol{\lambda}^*)$. The optimal solution is therefore equivalent to: $a_i^*(\theta) = 1$ if and only if $\theta \in \Theta_i^+(\boldsymbol{\lambda}^*)$. Accordingly, the set of spectrums allocated to a contract user n can be written as: $\Theta_n^+ = \bigcup_{i=1}^{I_c} l_n^i \odot \Theta_i^+$, where $l_n^i \odot \Theta_i^+ = \emptyset$ if $l_n^i = 0$ and $l_n^i \odot \Theta_i^+ = \Theta_i^+$ if $l_n^i = 1$. Furthermore, the expected number of spectrums to a contract user n can be written as: $\mathbb{E}[d_n] = \rho S \int_{\theta \in \Theta_n^+(\boldsymbol{\lambda}^*)} f_{\Theta}(\theta) d\theta$. According to the dual constraints (D.3), the optimal shadow price λ_n^* is either 0 if the associated

¹⁸ Specifically, if the PO allocates a spectrum $\{\theta, 1\}$ to the i -th independent contract user set, the total welfare generated by those contract users is $\sum_{n=1}^N l_n^i \cdot (\tau_n \cdot \frac{B_n}{D_n} + (1 - \tau_n) \cdot u_n(\theta))$; whereas if the PO does not allocate the spectrum $\{\theta, 1\}$ to the i -th independent set, the total welfare is $\sum_{n=1}^N l_n^i \cdot (\tau_n \cdot (\frac{B_n}{D_n} - \hat{P}_n))$. That is, there is no utilization-based welfare and every contract user in the independent set suffers a unit welfare loss \hat{P}_n . Here the welfare loss \hat{P}_n is implied by Lemma 2, which states that each contract user can never get spectrums more than his demand, and thus by allocating one less spectrum to the contract user, it must suffer a unit welfare loss \hat{P}_n . Based on above, the welfare gain is $\sum_{n=1}^N l_n^i \cdot (\tau_n \cdot \hat{P}_n + (1 - \tau_n) \cdot u_n(\theta))$.

constraint (iii) is not tight, or otherwise a non-negative value that makes the associated constraint tight. Formally,

LEMMA 6 (**Optimal Shadow Price λ_n^***). *The optimal shadow price λ_n^* is given by:*

$$\lambda_n^* = \max \{0, \arg_{\lambda_n} \rho S \int_{\theta \in \Theta_n^+(\lambda_{-n}^*, \lambda_n)} f_{\Theta}(\theta) d\theta = D_n\}, \quad \forall n \in \mathcal{N},$$

where λ_{-n}^* is the vector of all independent contract user sets' shadow prices except that of the i -th independent set, i.e., $\lambda_{-n}^* \triangleq (\lambda_1^*, \dots, \lambda_{n-1}^*, \lambda_{n+1}^*, \dots, \lambda_N^*)$.

After obtaining the optimal shadow price vector λ^* and substituting the optimal λ^* into the C-MWs of all independent contract user sets, we can easily determine the optimal allocation of any spectrum under any information $\{\theta, 1\}$ according to Lemma 5 or (31). Intuitively, the shadow price λ_n^* imposes a *vertical* (downward) shift on the C-MPs of those independent sets contain the contract user n , such that $\mathbb{E}[d_n]$ meets the demand D_n .

5.4. The Optimal Policy

We now summarize the *optimal policy* based on the optimal solution derived above. Simply speaking, a policy is a set of pre-defined **allocation rules**, specifying explicitly or implicitly the allocation of any spectrum under every possible information realization. We will show that the optimal solution in Lemma 5 is equivalent to such a policy that allocates every spectrum to an MWIS of the graph G . Formally, we show this in the following theorem.

THEOREM 1 (**Optimal Policy**). *For any idle spectrum with information realization $\{\theta, 1\}$,*

- *Define the **weight** of each vertex of graph G in the following way:*
 - *The weight of each spot market user m is: v_m ;*
 - *The weight of each contract user n is: $\tau_n \cdot \hat{P}_n + (1 - \tau_n) \cdot u_n(\theta) - \lambda_n^*$;*
- *Allocate the spectrum $\{\theta, 1\}$ to an **MWIS** of the weighted graph G defined above.*

By the optimal policy in Theorem 1, every spectrum will be allocated to an MWIS of G , where the weight of each vertex (SU) is defined as his *current* utility directly for spot market users or a function of his *current* utility for contract users. That is, the weight is related to the actual information of the current spectrum and the optimal policy only, but independent of the information of future or past spectrums. By that, we essentially **decouple the time-coupled spectrum allocation problem** (which determines the allocation of all spectrums jointly) **into a set of independent sub-problems** (each determining the allocation of one spectrum). In fact, the time-coupling constraint (of each contract user n 's demand) is regulated by shadow price λ_n .

6. VCG Mechanisms

In the previous section, we have shown in Theorem 1 that the E-SEM problem can be decoupled into a set of independent sub-problems, each determining the allocation of one particular spectrum.

More specifically, every spectrum is allocated to an MWIS of the graph G , where the weight of each vertex is related only to the utility of the associated SU over the spectrum, while independent of his utilities over other spectrums or the utility of other SUs.

Thus, if the PO can observe all of the realized information of one spectrum, it is straightforward to determine the optimal allocation of that spectrum, based on Theorem 1. As mentioned previously, however, the SU's utility information is private, and usually cannot be observed by the PO. That is, the network information is asymmetric between the PO and SUs. In this case, the real-time allocation of every spectrum essentially depends on the SUs' reports (also called *bids*) about their utilities. SUs may have incentive to falsely report their utilities to enlarge their welfare. Therefore, an incentive compatible mechanism is highly desirable for eliciting SUs' private utilities and determining the allocation of every spectrum.

6.1. VCG Mechanism

We first propose an VCG mechanism, which we show is incentive-compatible for SUs to truthfully report their private utilities, and is optimal for the real-time allocation of every spectrum. Essentially, an VCG mechanism charges each SU a fee if his report is *pivotal*, that is, if his report changes the optimal allocation so as to harm other SUs. Let \tilde{v}_m and \tilde{u}_n denote the reports (i.e., bids) of spot market user m and contract user n . Denote $\tilde{\theta} \triangleq (\tilde{v}_1, \dots, \tilde{v}_M; \tilde{u}_1, \dots, \tilde{u}_N)$ as the bid vector of all SUs. Formally, the VCG based spectrum allocation and charging mechanism is shown as follows.

Mechanism 1 (VCG Mechanism) For any idle spectrum with a bid vector $\tilde{\theta}$,

- Define the **weight** of each vertex of graph G in the following way:
 - The weight of each spot market user m is: $x_m \triangleq \tilde{v}_m$;
 - The weight of each contract user n is: $x_n \triangleq \tau_n \cdot \hat{P}_n + (1 - \tau_n) \cdot \tilde{u}_n(\theta) - \lambda_n^*$;
- Allocate the spectrum to an **MWIS** of the above weighted graph G :
 - Denote $\mathcal{I}^* \in \mathcal{I}(G)$ as the allocated independent set, i.e., $\sum_{j \in \mathcal{I}^*} x_j \geq \sum_{j \in \mathcal{I}_i} x_j, \forall \mathcal{I}_i \in \mathcal{I}(G)$;
- Charge each SU k in the following way:
 - Denote $\mathcal{I}_{-k}^* \in \mathcal{I}(G_{-k})$ as an MWIS of G_{-k} , the graph consisting of all SUs except k ;
 - Charge the SU k a critical price defined as: $p_k \triangleq \sum_{j \in \mathcal{I}_{-k}^*} x_j - \sum_{j \in \mathcal{I}^* \setminus \{k\}} x_j$.

The above mechanism is a standard VCG mechanism, and thus it leads to truth-telling. The novelty of our VCG mechanism is that the bid of each contract user n is not exogenously given, but rather related to the optimal shadow prices λ_n^* derived in the previous section. Next we provide some comments on this mechanism. First, as shown in Section 3.3, the contract user's actual payment is determined only by the number of spectrums he obtains, while independent of the utility. In the above VCG mechanism, however, the contract user's payment depends on the utility. Actually, we can view a contract user's payment in the VCG mechanism as a subsidy (an additional

negative payment) that encourages the contract user to report truthfully. Second, if an SU k is not allocated a spectrum (i.e., $k \notin \mathcal{I}^*$), then we have $\mathcal{I}_{-k}^* = \mathcal{I}^*$, and thus his payment is $p_k = \sum_{j \in \mathcal{I}_{-k}^*} x_j - \sum_{j \in \mathcal{I}^* / \{k\}} x_j = 0$. Third, the above VCG mechanism relies on the solving of MWIS problems, which are well-known to be NP-hard. Thus, the VCG mechanism may not be suitable for large networks. This motivates us to further study a low-complexity mechanism instead.

6.2. VCG-like Mechanism

Due to the spatial spectrum reuse, the VCG mechanism in Mechanism 1 requires to solve MWIS problems, which are NP-hard. To this end, we further propose a low complexity *VCG-like mechanism*, based on approximate MWIS algorithms with polynomial complexity. Formally, the VCG-like spectrum allocation and charging mechanism works in the following way.

Mechanism 2 (VCG-like Mechanism) For any idle spectrum with a bid vector $\tilde{\theta}$,

- Define the **weight** of each vertex in the graph G in the following way:
 - The weight of each spot market user m is: $x_m \triangleq \tilde{v}_m$;
 - The weight of each contract user n is: $x_n \triangleq \tau_n \cdot \hat{P}_n + (1 - \tau_n) \cdot \tilde{u}_n(\theta) - \lambda_n^*$;
- Allocate each spectrum in the following greedy way: Define the survival SU set $\mathcal{N}^\dagger = \mathcal{N}$
 - Do until $\mathcal{N}^\dagger = \emptyset$: Allocate the spectrum to the maximum weight SU in \mathcal{N}^\dagger , and

Remove this SU as well as its neighboring SUs from \mathcal{N}^\dagger ;
 - Denote $\mathcal{I}^\dagger \in \mathcal{I}(G)$ as the allocated independent SU set;
- Charge each SU k in the following way:
 - Denote $\mathcal{I}_{-k}^\dagger \in \mathcal{I}(G_{-k})$ as the allocated SU set using the above allocation mechanism on G_{-k} ;
 - Charge the SU k a critical price defined as: $p_k \triangleq \sum_{j \in \mathcal{I}_{-k}^\dagger} x_j - \sum_{j \in \mathcal{I}^\dagger / \{k\}} x_j$.

The key difference between this VCG-like mechanism and the previous VCG mechanism lies in the allocation strategy. Specifically, in the VCG mechanism, every spectrum is allocated to an MWIS of SUs. In the VCG-like mechanism, however, every spectrum is allocated to a set of SUs based on a greedy algorithm. The key observations are as follows. First, the above VCG-like mechanism has a polynomial computational complexity. Second, the above VCG-like mechanism leads to truth-telling (under this greedy allocation mechanism). This can be easily proved by the monotonicity property and bid-independent property (see Krishna (2009)). Third, the above VCG-like mechanism is *not* optimal due to the lack of optimal algorithm for MWIS calculations. The welfare loss caused by the VCG-like mechanism will be studied in the next section.

7. Welfare Loss Analysis

Now we study the welfare loss induced by the approximate MWIS algorithms. We first notice that the E-SEM problem in (25) depends only on the stochastic distribution information, and

the optimal solution (policy) can be derived in an *off-line* manner. That is, we can enumerate all possible scenarios and calculate the corresponding solution beforehand. Therefore, the approximate MWIS algorithms only affect the real-time allocation of every spectrum (which must be determined in an *on-line* manner).

In the previous section, we have proposed a specific VCG-like mechanism (based on a greedy approximate MWIS algorithm) for the real-time allocation of every spectrum. Now we characterize the welfare loss under *generic* VCG-like mechanisms, or equivalently, under generic approximate MWIS algorithms. This quantitative analysis helps us to achieve a desirable tradeoff between the performance and complexity.

7.1. Precise and Approximate C-MWs

We first examine how an approximate MWIS algorithm affects the achieved performance. By Lemma 5, the optimal allocation of every spectrum θ relies on the *accurate calculations* of $z_i(\theta)$, $\forall i = 0, 1, \dots, I_c$, i.e., the side welfare of the i -th independent contract user set. With the above VCG-like mechanism, however, we can only get an approximate (degraded) side welfare $\tilde{z}_i(\theta)$ with certain performance guarantee. This degradation will potentially change the relationship between C-MWs, and further change the spectrum allocation. For example, a relatively larger (smaller) degradation on the side welfare $z_i(\theta)$ will lead to a smaller (larger) C-MW, and therefore a smaller (larger) allocation probability to the i -th independent contract user set.

Without loss of generality, we treat the performance ratio (i.e., the ratio of the achieved performance and the optimal performance) of the adopted approximate MWIS algorithm as a random variable drawn from $[0, 1]$. Let random variable ϵ_i denote the performance ratio of the MWIS problem of calculating $z_i(\theta)$, and $\epsilon \triangleq (\epsilon_0, \epsilon_1, \dots, \epsilon_{I_c})$ denote the random vector consisting of the performance ratios of all $I_c + 1$ MWIS problems. Let $\epsilon_i \in [0, 1]$ denote a particular realization of the random variable ϵ_i , and $\epsilon \triangleq (\epsilon_0, \epsilon_1, \dots, \epsilon_{I_c})$ denote a particular realization of the random vector ϵ . For simplicity and without loss of generality, we assume that all performance ratios in vector ϵ are independent of each other, but they are not necessarily identically distributed.

For any spectrum $\{\theta, 1\}$, the *precise* C-MW of the i -th independent contract user set is

$$\mathbf{w}_i^{\text{Co}}(\theta) = \rho S \cdot \left(-z_0(\theta) + z_i(\theta) + \sum_{n=1}^N l_n^i \cdot (\tau_n \cdot \hat{P}_n + (1 - \tau_n) \cdot u_n(\theta) - \lambda_n^*) \right), \quad (32)$$

while the *approximate* C-MW under certain performance ratio realization of ϵ is

$$\tilde{\mathbf{w}}_i^{\text{Co}}(\theta) = \rho S \cdot \left(-\epsilon_0 \cdot z_0(\theta) + \epsilon_i \cdot z_i(\theta) + \sum_{n=1}^N l_n^i \cdot (\tau_n \cdot \hat{P}_n + (1 - \tau_n) \cdot u_n(\theta) - \lambda_n^*) \right). \quad (33)$$

7.2. Welfare Loss and Performance Ratio

Now we study the welfare loss and the achievable performance ratio. We can divide the whole spectrum range Θ into $I_c + 1$ parts based on the allocated independent contract user set under

the optimal allocation policy: (i) Θ_i , $i = 1, \dots, I_c$, the spectrums intended for the i -th independent contract user set, and (ii) Θ_0 , the spectrums intended for the spot market only. Formally,

$$\begin{cases} \Theta_i = \{\theta \in \Theta \mid \dot{\mathbf{w}}_i^{\text{Co}}(\theta) > 0 \ \& \ \dot{\mathbf{w}}_i^{\text{Co}}(\theta) > \max_{j \neq i} \dot{\mathbf{w}}_j^{\text{Co}}(\theta)\}, & i = 1, \dots, I_c. \\ \Theta_0 = \{\theta \in \Theta \mid \dot{\mathbf{w}}_i^{\text{Co}}(\theta) < 0, \forall i = 1, \dots, I_c\}. \end{cases}$$

In what follows, we will first derive the welfare loss (upper-bound) in each part of Θ . Then we characterize the achievable performance ratio (lower-bound).

7.2.1. Welfare Loss in Θ_i We first consider the welfare loss on spectrums in Θ_i . Under the optimal allocation policy based on precise C-MWs, every idle spectrum θ in Θ_i is allocated to the i -th independent contract user set (and the associated side market) with an instantaneous welfare

$$z_i(\theta) + \sum_{n=1}^N l_n^i \cdot (1 - \tau_n) \cdot u_n(\theta).$$

The first term denotes the side welfare, and the second term denotes the (utilization-based) welfare of the i -th independent contract user set. Note that we ignore the personal welfare B_n of each contract user n , since it is constant and not affected by the mis-allocation; we also ignore the potential welfare loss induced by under-allocation here, which will be analyzed specifically later.

Obviously, with precise C-MWs (using optimal MWIS algorithms), the i -th independent contract user set has the highest positive C-MW among all independent sets. With approximate C-MWs (using approximate MWIS algorithms), however, there are possibly 3 different outcomes, each leading to a different allocation and thus a different welfare loss. Specifically,

(1) *The i -th independent contract user set itself has the highest and positive approximate C-MW*, i.e., $\tilde{\mathbf{w}}_i^{\text{Co}}(\theta) > 0$ and $\tilde{\mathbf{w}}_i^{\text{Co}}(\theta) > \max_{j \neq i} \tilde{\mathbf{w}}_j^{\text{Co}}(\theta)$. In this case, the spectrum will still be allocated to the i -th independent contract user set with a degraded instantaneous welfare $\epsilon_i \cdot z_i(\theta) + \sum_{n=1}^N l_n^i \cdot (1 - \tau_n) \cdot u_n(\theta)$. Thus, the welfare loss can be written as

$$\psi_i(\theta) \triangleq (1 - \epsilon_i) \cdot z_i(\theta).$$

(2) *The i' -th (with $i' \neq i$) independent contract user set has the highest and positive approximate C-MW*, i.e., $\tilde{\mathbf{w}}_{i'}^{\text{Co}}(\theta) > 0$ and $\tilde{\mathbf{w}}_{i'}^{\text{Co}}(\theta) > \max_{j \neq i'} \tilde{\mathbf{w}}_j^{\text{Co}}(\theta)$. In this case, the spectrum will be mistakenly allocated to the i' -th independent set instead with an instantaneous welfare $\epsilon_{i'} \cdot z_{i'}(\theta) + \sum_{n=1}^N l_n^{i'} \cdot (1 - \tau_n) \cdot u_n(\theta)$. Thus, the welfare loss can be written as

$$\psi_{i'}(\theta) \triangleq z_i(\theta) - \epsilon_{i'} \cdot z_{i'}(\theta) + \sum_{n=1}^N (l_n^i - l_n^{i'}) \cdot (1 - \tau_n) \cdot u_n(\theta).$$

(3) *All independent contract user sets have the negative approximate C-MWs*, i.e., $\tilde{\mathbf{w}}_i^{\text{Co}}(\theta) < 0, \forall i = 1, \dots, I_c$. In this case, the spectrum will be mistakenly allocated to the spot market only with an instantaneous welfare $\epsilon_0 \cdot z_0(\theta)$. Thus, the welfare loss can be written as

$$\psi_0(\theta) \triangleq z_i(\theta) - \epsilon_0 \cdot z_0(\theta) + \sum_{n=1}^N l_n^i \cdot (1 - \tau_n) \cdot u_n(\theta).$$

Denote $\mathbf{e}_i^i(\theta) \triangleq \{\epsilon \in \epsilon \mid \tilde{\mathbf{w}}_i^{\text{Co}}(\theta) > 0 \ \& \ \tilde{\mathbf{w}}_i^{\text{Co}}(\theta) > \max_{j \neq i} \tilde{\mathbf{w}}_j^{\text{Co}}(\theta)\}$ as the set of performance ratio ϵ such that the i -th independent contract user set itself has the highest and positive approximate

C-MW (i.e., case (1) mentioned above), $\mathbf{e}_i^{i'}(\theta) \triangleq \{\epsilon \in \epsilon \mid \tilde{\mathbf{w}}_{i'}^{\text{Co}}(\theta) > 0 \ \& \ \tilde{\mathbf{w}}_{i'}^{\text{Co}}(\theta) > \max_{j \neq i'} \tilde{\mathbf{w}}_j^{\text{Co}}(\theta)\}$ as the set of ϵ such that the i' -th (where $i' \neq i$) independent contract user set has the highest and positive approximate C-MW (i.e., case (2) mentioned above), and $\mathbf{e}_i^0(\theta) \triangleq \{\epsilon \in \epsilon \mid \tilde{\mathbf{w}}_i^{\text{Co}}(\theta) < 0, \forall i = 1, \dots, I_C\}$ as the set of ϵ such that all independent contract user sets have negative approximate C-MWs (i.e., case (3) mentioned above).¹⁹ It is easy to see that $\bigcup_{j=0}^{I_C} \mathbf{e}_i^j$ equals to ϵ , i.e., the whole range of ϵ . Here the subscript and superscript in $\mathbf{e}_i^j(\theta)$ denote the indexes of allocated independent contract user sets under precise C-MWs and under approximate C-MWs, respectively. For writing convenience, we will omit the parameter θ in $\mathbf{e}_i^j(\theta)$, as long as there is no confusion caused.

Based on above, the average welfare loss on every spectrum in Θ_i is formally given by

$$\begin{aligned} & \int_{\theta \in \Theta_i} \left(\int_{\epsilon \in \mathbf{e}_i^i} \psi_i(\theta) \cdot f_\epsilon(\epsilon) d\epsilon + \int_{\epsilon \in \mathbf{e}_i^0} \psi_0(\theta) \cdot f_\epsilon(\epsilon) d\epsilon + \sum_{i' \neq i} \int_{\epsilon \in \mathbf{e}_i^{i'}} \psi_{i'}(\theta) \cdot f_\epsilon(\epsilon) d\epsilon \right) \cdot f_\Theta(\theta) d\theta \\ &= \int_{\theta \in \Theta_i} \left(\int_{\epsilon \in \epsilon} \psi_i(\theta) f_\epsilon(\epsilon) d\epsilon + \int_{\epsilon \in \mathbf{e}_i^0} (\psi_0(\theta) - \psi_i(\theta)) f_\epsilon(\epsilon) d\epsilon + \sum_{i' \neq i} \int_{\epsilon \in \mathbf{e}_i^{i'}} (\psi_{i'}(\theta) - \psi_i(\theta)) f_\epsilon(\epsilon) d\epsilon \right) f_\Theta(\theta) d\theta \\ &\leq \int_{\theta \in \Theta_i} \left((1 - \bar{\epsilon}_i) \cdot z_i(\theta) - \int_{\epsilon \in \mathbf{e}_i^0} Y_i \cdot f_\epsilon(\epsilon) d\epsilon + \sum_{i' \neq i} \int_{\epsilon \in \mathbf{e}_i^{i'}} (Y_{i'} - Y_i) \cdot f_\epsilon(\epsilon) d\epsilon \right) \cdot f_\Theta(\theta) d\theta \\ &= \int_{\theta \in \Theta_i} (1 - \bar{\epsilon}_i) \cdot z_i(\theta) \cdot f_\Theta(\theta) d\theta - Y_i \cdot \beta_i^0 + \sum_{i'=1}^{I_C} (Y_{i'} - Y_i) \cdot \beta_i^{i'}, \end{aligned}$$

where

- $\bar{\epsilon}_i = \mathbb{E}[\epsilon_i] \triangleq \int_{\epsilon \in \epsilon} \epsilon_i f_\epsilon(\epsilon) d\epsilon$ is the average performance ratio of the approximate MWIS algorithm in calculating $z_i(\theta)$, i.e., the expectation of random variable ϵ_i ;
- $Y_i = \sum_{n=1}^N l_n^i \cdot X_n$ is the sum of X_n of all contract users in the i -th independent set, where $X_n \triangleq \hat{P}_n - \lambda_n^*$ is a constant associated with contract user n only;
- $\int_{\epsilon \in \mathbf{e}_i^0} f_\epsilon(\epsilon) d\epsilon$ is the probability of $\epsilon \in \mathbf{e}_i^0(\theta)$, i.e., the probability of mis-allocating a spectrum $\theta \in \Theta_i$ to the 0-th independent contract user set (or the spot market only) under $\tilde{\mathbf{w}}_i^{\text{Co}}(\theta)$, $\forall i$.
- $\beta_i^0 = \int_{\theta \in \Theta_i} \int_{\epsilon \in \mathbf{e}_i^0} f_\epsilon(\epsilon) f_\Theta(\theta) d\epsilon d\theta$ is the average mis-allocation probability of spectrums intended for the i -th independent contract user set to the 0-th one. That is, β_i^0 is the average probability of transferring spectrums from the i -th independent set to the 0-th one;
- $\int_{\epsilon \in \mathbf{e}_i^{i'}} f_\epsilon(\epsilon) d\epsilon$ is the probability of $\epsilon \in \mathbf{e}_i^{i'}(\theta)$, i.e., the probability of mis-allocating a spectrum $\theta \in \Theta_i$ to the i' -th independent set under approximate C-MWs $\tilde{\mathbf{w}}_i^{\text{Co}}(\theta)$, $\forall i$.
- $\beta_i^{i'} = \int_{\theta \in \Theta_i} \int_{\epsilon \in \mathbf{e}_i^{i'}} f_\epsilon(\epsilon) f_\Theta(\theta) d\epsilon d\theta$ is the average mis-allocation probability of spectrums intended for the i -th independent contract user set to the i' -th one. That is, $\beta_i^{i'}$ is the average probability of transferring spectrums from the i -th independent set to the i' -th one;
- The inequality follows because (i) $\tilde{\mathbf{w}}_i^{\text{Co}}(\theta) < 0$ if $\epsilon \in \mathbf{e}_i^0$, and $\tilde{\mathbf{w}}_i^{\text{Co}}(\theta) < \tilde{\mathbf{w}}_{i'}^{\text{Co}}(\theta)$ if $\epsilon \in \mathbf{e}_i^{i'}$, and (ii) $\tilde{\mathbf{w}}_i^{\text{Co}}(\theta) = \psi_0(\theta) - \psi_i(\theta) + Y_i$. Thus, we have: $\psi_0(\theta) - \psi_i(\theta) < -Y_i$, and $\psi_{i'}(\theta) - \psi_i(\theta) < Y_{i'} - Y_i$.

Thus, we can obtain an upper-bound of the expected welfare loss on every spectrum in Θ_i as

$$\text{Loss}^{(i)} \leq \Phi_i - Y_i \cdot \beta_i^0 + \sum_{i'=1}^{I_C} (Y_{i'} - Y_i) \cdot \beta_i^{i'}, \quad (34)$$

where $\Phi_i \triangleq \int_{\theta \in \Theta_i} (1 - \bar{\epsilon}_i) \cdot z_i(\theta) f_\Theta(\theta) d\theta$ is the average side welfare loss of the i -th independent contract user set (over every spectrum in Θ_i).

¹⁹ Similar to Θ , here we use the same notation ϵ to denote the whole range of ϵ . For example, if ϵ_i is randomly drawn from $[0, 1]$, then ϵ is the Cartesian product of $I_C + 1$ intervals $[0, 1]$.

7.2.2. Welfare Loss in Θ_0 Using a similar analysis as in (34), we can obtain an upper-bound of the expected welfare loss on every spectrum in Θ_0 as

$$\text{Loss}^{(0)} \leq \Phi_0 + \sum_{i=1}^{I_c} Y_i \cdot \beta_0^i. \quad (35)$$

where $\Phi_0 \triangleq \int_{\theta \in \Theta_0} (1 - \bar{\epsilon}_0) \cdot z_0(\theta) f_{\Theta}(\theta) d\theta$ is the average side welfare loss of the 0-th independent contract user set (over every spectrum in Θ_0), and $\beta_0^i = \int_{\theta \in \Theta_0} \int_{\epsilon \in \mathbf{e}_0^i} f_{\epsilon}(\epsilon) f_{\Theta}(\theta) d\epsilon d\theta$ is the average probability of transferring spectrums from the 0-th independent contract user set to the i -th one.

By (34) and (35), the average welfare loss on every spectrum is bounded by:

$$\begin{aligned} \sum_{i=0}^{I_c} \text{Loss}^{(i)} &\leq \sum_{i=0}^{I_c} \Phi_i + \sum_{i=1}^{I_c} \left(\sum_{i'=1}^{I_c} (Y_{i'} - Y_i) \cdot \beta_i^{i'} - Y_i \cdot \beta_i^0 \right) + \sum_{i=1}^{I_c} Y_i \cdot \beta_0^i \\ &= \sum_{i=0}^{I_c} \Phi_i + \sum_{i=1}^{I_c} \left(\sum_{i'=1}^{I_c} (Y_i \cdot \beta_{i'}^i - Y_i \cdot \beta_i^{i'}) - Y_i \cdot \beta_i^0 \right) + \sum_{i=1}^{I_c} Y_i \cdot \beta_0^i \\ &= \sum_{i=0}^{I_c} \Phi_i - \sum_{i=1}^{I_c} Y_i \cdot \Delta_i \triangleq \sum_{i=0}^{I_c} \Phi_i - \sum_{n=1}^N X_n \cdot \gamma_n, \end{aligned} \quad (36)$$

where

- $\Delta_i \triangleq \sum_{i'=1}^{I_c} \beta_i^{i'} + \beta_i^0 - \sum_{i'=1}^{I_c} \beta_{i'}^i - \beta_i^0$ is the *change* on average allocation probability of a spectrum to the i -th independent contract user set, where the first two terms denote the allocation probability decrease (induced by mis-allocating the spectrums intended for the i -th independent set to others), and the last two terms denote the allocation probability increase;
- $\gamma_n \triangleq \sum_{i=1}^{I_c} l_n^i \cdot \Delta_i$ is the *change* on average allocation probability of a spectrum to contract user n , which is the sum of the probability changes of all related independent sets;
- The second line follows because $\sum_{i=1}^{I_c} \sum_{i'=1}^{I_c} Y_{i'} \beta_i^{i'} = \sum_{i'=1}^{I_c} \sum_{i=1}^{I_c} Y_i \beta_{i'}^i$ by exchanging the indices of two summing operations, and the last line follows because $Y_i = \sum_{n=1}^N l_n^i \cdot X_n$.

7.2.3. Welfare Loss by Spectrum Under-Allocation It is important to note that the welfare loss in (36) is induced by the **non-optimal utilization** of spectrum due to the mis-allocation, while does not consider the potential welfare loss of contract users (defined in (8)) induced by the spectrum **under-allocation** due to the mis-allocation.

Now we study the welfare loss of contract users induced by the spectrum under-allocation. From (8) we can easily find that such a potential welfare loss is determined by the expected number of spectrums each contract user obtains. By Lemma 2, none of contract users can obtain spectrums more than his demand. Thus, any negative change on a contract user n 's average allocation probability γ_n would impose certain welfare loss for contract user n , while any positive change on γ_n may or may not bring welfare gain for contract user n (depending on whether the contract user already got the demanded spectrums). Formally, the average welfare loss induced by the spectrum under-allocation (over every spectrum) is bounded by:

$$\text{Loss}^{\text{WL}} \leq \sum_{n=1}^N \hat{P}_n \cdot \left[\sum_{i=1}^{I_c} l_n^i \cdot \Delta_i \right]^+ = \sum_{n=1}^N \hat{P}_n \cdot [\gamma_n]^+. \quad (37)$$

7.2.4. Overall Welfare Loss Combining (36) and (37), the expected overall welfare loss on every spectrum is bounded by:

$$\begin{aligned}
\text{Loss}^{\text{ALL}} &= \sum_{i=0}^{I_c} \text{Loss}^{(i)} + \text{Loss}^{\text{WL}} \\
&\leq \sum_{i=0}^{I_c} \Phi_i - \sum_{n=1}^N X_n \cdot \gamma_n + \sum_{n=1}^N \hat{P}_n \cdot [\gamma_n]^+ \\
&= \sum_{i=0}^{I_c} (1 - \bar{\epsilon}_i) \cdot \mathbb{E}[Z_i]^* - \sum_{n=1}^N X_n \cdot \gamma_n + \sum_{n=1}^N \hat{P}_n \cdot [\gamma_n]^+,
\end{aligned} \tag{38}$$

where $\mathbb{E}[Z_i]^* \triangleq \int_{\theta \in \Theta_i} z_i(\theta) f_{\Theta}(\theta) d\theta$. Since $\mathbb{E}[Z_i]^* = \frac{1}{\rho S} \cdot \mathbb{E}[W_i^S]^*$, where $\mathbb{E}[W_i^S]^*$ is the expected side welfare of the i -th independent set over all S spectrums (defined in (22)) under the optimal allocation, $\mathbb{E}[Z_i]^*$ represents the expected side welfare of the i -th independent set over every spectrum.

7.2.5. Achievable Performance Ratio Let $\bar{\epsilon} \triangleq \min_i \bar{\epsilon}_i$ denote the minimum expected performance ratio of all MWIS algorithms. Subtracting the overall welfare loss from the optimal welfare (defined in (24)), we have the following average achievable welfare

$$\begin{aligned}
\text{WF}^{\text{ACHI}} &= \text{WF}^{\text{OPT}} - \rho S \cdot \text{Loss}^{\text{ALL}} \\
&\geq \sum_{i=0}^{I_c} \bar{\epsilon} \cdot \mathbb{E}[W_i^S]^* + \sum_{n=1}^N (\tau_n \mathbb{E}[w_n^c]^* + (1 - \tau_n) \mathbb{E}[\tilde{w}_n^c]^*) + \rho S \cdot \sum_{n=1}^N (X_n \gamma_n - \hat{P}_n [\gamma_n]^+),
\end{aligned} \tag{39}$$

where $\rho S \cdot \text{Loss}^{\text{ALL}}$ is the overall welfare loss over all S spectrums, and $\text{WF}^{\text{OPT}} \triangleq \mathbb{E}[W]^* = \sum_{i=0}^{I_c} \mathbb{E}[W_i^S]^* + \sum_{n=1}^N (\tau_n \mathbb{E}[w_n^c]^* + (1 - \tau_n) \mathbb{E}[\tilde{w}_n^c]^*)$ is the overall welfare (spectrum efficiency) under the optimal allocation (using precise C-MWs), wherein $(\tau_n \mathbb{E}[w_n^c]^* + (1 - \tau_n) \mathbb{E}[\tilde{w}_n^c]^*)$ is the expected welfare of the contract user n under the optimal allocation. Note that $\rho S \cdot \gamma_n$ is the negative change of the expected number of spectrums allocated to contract user n .

REMARK 1. Let us elaborate on the insights behind (39). First, there is a welfare loss ratio $(1 - \bar{\epsilon})$ on the total spot market (or the side markets of all independent contract user sets), shown by the first term in (39). This welfare loss ratio is the same as the performance loss ratio of the adopted approximate MWIS algorithm. Second, there is an average welfare loss $t_n \triangleq X_n \cdot \gamma_n - \hat{P}_n \cdot [\gamma_n]^+$ for each contract user n . Obviously, if $\gamma_n > 0$, which implies that the number of spectrums for contract user n is decreased (under approximate C-MWs), we have: $t_n = X_n \cdot \gamma_n - \hat{P}_n \cdot \gamma_n = -\lambda_n^* \cdot \gamma_n \leq 0$; and if $\gamma_n < 0$, which implies the number of spectrum for contract user n is increased (under approximate C-MWs), we also have: $t_n = X_n \cdot \gamma_n < 0$.

Finally, we have the following bound for the relative welfare ratio (WR):

$$\text{WR} = \frac{\text{WF}^{\text{ACHI}}}{\text{WF}^{\text{OPT}}} \geq \bar{\epsilon} + \sum_{n=1}^N \frac{(1 - \bar{\epsilon}) \cdot (\tau_n \mathbb{E}[w_n^c]^* + (1 - \tau_n) \mathbb{E}[\tilde{w}_n^c]^*) + \rho S \cdot t_n}{\mathbb{E}[W]^*}. \tag{40}$$

Note that the above discussion is about the theoretical *lower-bound* of the achieved performance ratio. Even if this bound is poor, the actual welfare may still be maintained at a good level. We will show by our simulation results (Figures 7 and 8) that even with the worst MWIS algorithm in our simulations, the actual welfare ratio is more than 70%, whereas the theoretical bound is lower than $\bar{\epsilon}$ (i.e., 50%).

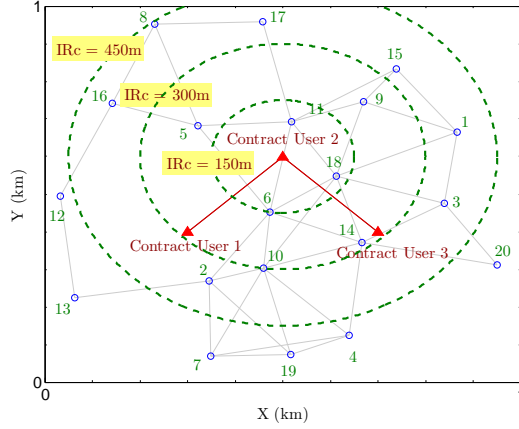


Figure 5 Network topology.

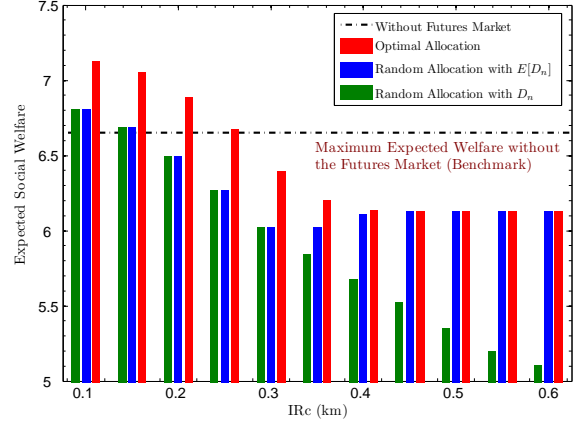


Figure 6 Expected social welfare.

8. Simulation Results

We perform simulations in MATLAB. Unless otherwise stated, we will use the following default setting: (i) all spot market SUs are randomly distributed in a square area with $1000\text{m} \times 1000\text{m}$; (ii) all contract SUs are placed on some predetermined locations in the square area; and (iii) all SUs' utilities are uniformly distributed in $[0, 1]$, i.e., $F_{v_m}(x) = F_{u_n}(x) = x, \forall x \in [0, 1]$. Let IRs and IRc denote the interference ranges of the spot market users and contract users, respectively.

8.1. Optimal Social Welfare $\mathbb{E}[W]^*$

Figure 5 presents a realization of the random network topology with 20 randomly distributed spot market users and 3 contract users located at (300m, 400m), (500m, 600m) and (700m, 400m), respectively. The interference range of spot market users is IRs = 300m. The ellipses denote different values of IRc, i.e., the interference range of contract users. Given a particular IRc, the spot market users outside the ellipse(s) of a contract user (set) form the corresponding side market. The edges between contract users denote their interference relationships under a certain IRc (for example, when IRc=300m). In Figure 5's example, contract users 1 and 2 (or 2 and 3) interfere with each other, while contract users 1 and 3 do not. Therefore, there are totally 4 independent contract user sets: $\{1\}$, $\{2\}$, $\{3\}$, and $\{1,3\}$.

Figure 6 presents the expected social welfare *vs.* IRc under 3 different allocation strategies. Note that each value in the figure is the average of 1000 simulations, each corresponding to a realization of the random network topology. The dash lines denote the maximum expected welfare without the futures market, which is achieved by allocating each spectrum to an MWIS of the spot market. Obviously, this welfare is independent of the interference range of contract users (IRc). The 3rd (red) bar is the expected social welfare under the optimal allocation strategy proposed in this work. The 2nd (blue) bar is the expected social welfare under such a random allocation strategy that randomly allocates $\mathbb{E}[D_n]$ (i.e., the average number of spectrums allocated to contract user n

under the optimal allocation strategy) spectrums to each contract user n . The 1st (green) bar is the expected social welfare under such a random allocation strategy that randomly allocates D_n (i.e., the demand of contract user n) spectrums to each contract user n . Under these two random allocation strategies, when a spectrum is randomly allocated to a contract user (set), it is also allocated to an MWIS of the associated side market at the same time. In this sense, we also refer to these random allocation strategies as *random/greedy* allocation strategies.

Figure 6 shows that: (i) the expected social welfare decreases with the increasing of IRc, since the side welfare decreases with IRc; (ii) when IRc is small, the expected social welfare under two random strategies are closed to each other, since $\mathbb{E}[D_n] \rightarrow D_n$ in this case; and (iii) when IRc is large, the expected social welfare under the $\mathbb{E}[D_n]$ -based random strategy is closed to the optimal expected social welfare, since $\mathbb{E}[D_n] \rightarrow 0$ in this case. In fact, with a smaller IRc, contract users are more likely to obtain a larger number of spectrums, since the conflict between spot market users and contract users becomes weaker. With a larger IRc, similarly, contract users are more likely to obtain a smaller number of spectrums. When $\mathbb{E}[D_n] \rightarrow 0$, the random $\mathbb{E}[D_n]$ -based random strategy is equivalent to the optimal strategy, since both strategies allocate spectrums to an MWIS of the spot market. We can further see that the expected social welfare under the optimal strategy is on average 20% higher than that under random allocation strategy with D_n . This performance gap becomes even larger with more contract users.

Figure 6 also shows the maximum expected social welfare with and without the futures market. Specifically, when IRc is small, we can achieve a higher expected social welfare with the futures market; while when IRc becomes large, we may achieve a higher expected social welfare without the futures market. This can be explained as follows. By accepting contracts in the futures market, we can gain certain welfare from the futures market, but loss certain welfare from the spot market, due to the reduction of spectrums allocated to the spot market. When IRc is small, the welfare loss from the spot market is smaller than the welfare gain from the futures market, since the futures market interferes slightly on the spot market. Thus, the total welfare is increased. This gap can serve as a guidance used to decide whether or not to accept a contract prior to our work.

8.2. Welfare Loss by Approximate MWIS Algorithms

Now we study the welfare loss and the relative welfare ratio (WR) under the approximate MWIS algorithms. We take the performance ratio of the adopted approximate MWIS algorithm as a random variable ϵ drawn from $[e_0, 1]$ uniformly and independently, where $e_0 \in [0, 1]$. Accordingly, the average performance ratio is $\bar{\epsilon} = \frac{1}{2}(1 + e_0)$.

Figures 7 and 8 present the achieved WR and the analytical WR bound given in (40) under different approximate MWIS algorithms (with different average performance ratio $\bar{\epsilon}$). The upper (red) five curves denote the achieved WR when IRc increases from 100m to 500m, and the lower

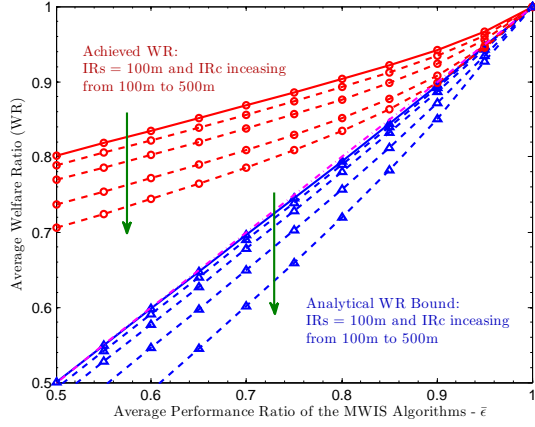


Figure 7 The achieved WR and analytical WR bound with IRs=100m.

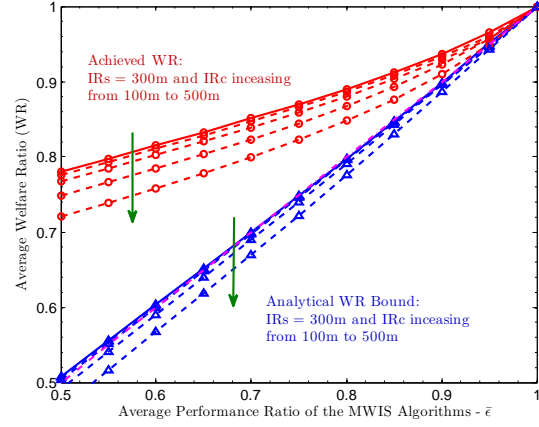


Figure 8 The achieved WR and analytical WR bound with IRs=300m.

(blue) five curves denote the analytical WR bounds when IR_c increases from 100m to 500m. From Figures 7 and 8 we can see that WR decreases with IR_c . This is because a larger IR_c means a smaller side welfare $z_i(\theta)$ for each independent contract user set \mathcal{I}_i^c , and the side welfare $z_0(\theta)$ becomes relatively more significant. Thus, the C-MW $\hat{w}_i^{Co}(\theta)$ is mainly determined by $z_0(\theta)$ and the welfare loss is mainly due to the degradation of $z_0(\theta)$. Besides, with certain degradation of $z_0(\theta)$, the spectrum intended for the 0-th independent contract user set (i.e., the spot market only) may be mis-allocated to other independent set (say, the i -th one) with a welfare loss $z_0(\theta) - \epsilon_i \cdot z_i(\theta) + \sum_{n=1}^N l_n^i(1 - \tau_n)u_n(\theta)$. Obviously, the smaller the side welfare $z_i(\theta)$, the higher the possible welfare loss. We can also see that the gap between the relative WR (either the achieved WR or the analytical WR bound) under different values of IR_c becomes smaller, when IR_s becomes larger. For example, when $IR_s=100m$ (in Figures 7), the gap between the achieved WR under $IR_c=100m$ and $IR_c=300m$ is $80\% - 70\% = 10\%$ (in the worst case $\bar{\epsilon} = 0.5$); while when $IR_s = 500m$ (in Figure 8), this gap is only $78\% - 72\% = 6\%$. This is because a larger IR_s implies a lower level of $z_i(\theta)$, and thus the impact of IR_c on $z_i(\theta)$ becomes less significant on the C-MWs.

Figures 7 and 8 show that even with the worst approximate MWIS algorithm in our simulations (i.e., $\bar{\epsilon} = 0.5$ when ϵ drawn from $[0, 1]$), the achieved social welfare can reach more than 70% of the optimal social welfare. This implies that the optimal allocation (policy) proposed in this work is robust to the performance degradation of the approximate MWIS algorithms.

9. Conclusion

We study the short-term secondary spectrum trading in a hybrid spectrum market, and focus on the spectrum efficiency maximization with spatial spectrum reuse under stochastic and asymmetric information. We first compute an optimal policy that specifies the allocation of any spectrum under every possible information realization, and then design an VCG based mechanism that elicits SUs' private information and determines the real-time allocation of every spectrum. Such a solution

technique allows us to allocate every spectrum in an on-line real-time manner, based on the policy derived and the information elicited. We further propose a heuristics solution based on a low complexity VCG-like mechanism, and quantify the associated spectrum efficiency loss.

We want to point out that the problem considered in this work (i.e., spectrum allocation in an exogenous hybrid market) can be viewed as a sub-problem of the whole market optimization problem, which consists of both the market formulation and the spectrum allocation. Our analysis of spectrum allocation in a given market provides a very important first step towards the “social optimal design” for the whole model. In our future work, we will study the problem of joint market formulation and spectrum allocation. Specifically, we can further consider the strategic market selection for each SU, and the negotiation of contract details between the contract users and the PO.

References

- Akyildiz, I. F., W-Y Lee, and etc. 2006. Next Generation/Dynamic Spectrum Access/Cognitive Radio Wireless Networks: A Survey. *Computer Networks Journal (Elsevier)* 50.
- Buddhikot, M. M. 2007. Understanding Dynamic Spectrum Access: Models, Taxonomy and Challenges. *Proc. of IEEE DySPAN*.
- Dantzig, G. B. 1998. *Linear Programming and Extensions*. Princeton Univ. Press.
- de Kok, A. G. and S. C. Graves. 2003. Information Sharing and Supply Chain Coordination. *Supply Chain Management: Design, Coordination and Operation*.
- Duan, L., L. Gao, and J. Huang. 2011. Contract-Based Cooperative Spectrum Sharing. *Proc. IEEE DySPAN*.
- Fattorini, H. O. 1999. *Infinite Dimensional Optimization and Control Theory*. Cambridge Univ Pr.
- FCC. 2002. Report of the Spectrum Efficiency Group. *FCC Spectrum Policy Task Force*.
- Gandhi, S., C. Buragohain, L. Cao, etc. 2007. A General Framework for Wireless Spectrum Auctions. *Proc. IEEE DySPAN*.
- Gao, L., X. Wang, Y. Xu and Q. Zhang. 2010. Spectrum Trading in Cognitive Radio Networks: A Contract-Theoretic Modeling Approach. *IEEE J. Selected Areas in Comm.*
- Gao, L., J. Huang, Y. Chen and B. Shou. 2012a. An Integrated Contract and Auction Design for Secondary Spectrum Trading. *IEEE J. Selected Areas in Comm.*
- Gao, L., J. Huang, Y. Chen and B. Shou. 2012b. Combining Spot and Futures Markets: A Hybrid Market Approach to Dynamic Spectrum Access. Online Technical Report. Available at <http://jianwei.ie.cuhk.edu.hk/publication/Journal/HybridmarketFinal.pdf>
- Gupta, P., and P. R. Kumar. 2000. The Capacity of Wireless Networks. *IEEE Trans. Info. Theory* 388–404.
- Haykin, S. 2005. Cognitive Radio: Brain-Empowered Wireless Communications. *IEEE J. Selected Areas in Comm.* 23(2) 201–220.
- Hossain, E., D. Niyato and Z. Han. 2009. *Dynamic Spectrum Access and Management in Cognitive Radio Networks*. Cambridge Univ. Press.
- Huang, J., R. Berry and M. L. Honig. 2006. Auction-Based Spectrum Sharing. *ACM Mobile Networks and App. J.*
- IEEE. 2011. IEEE 802.22TM-2011 Standard for Wireless Regional Area Networks in TV White Spaces Completed. Online at: <http://standards.ieee.org/news/2011/802.22.html>
- Kalathil, D. M., and R. Jain. 2010. Spectrum Sharing Through Contracts. *Proc. IEEE DySPAN*.
- Kasbekar, G., S. Sarkar, K. Kar, etc. 2010. Dynamic Contract Trading in Spectrum Markets. *IEEE Proc. of 48th Allerton*.

- Kleindorfer, P. R., D. J. Wu. 2003. Integrating Long- and Short-Term Contracting via Business-to-Business Exchanges for Capital-Intensive Industries. *Management Science* 49(11) 1597–1615.
- Kleindorfer, P. R. 2008a. Integrating Physical and Financial Risk Management in Supply Management. Book chapter in *Risk Management for Commodity Markets* by H. Geman.
- Kleindorfer, P. R. 2008b. Hedging Commodity Risks in Supply Management. Note for *Encyclopedia of Quantitative Finance* edited by Rama Cont, forthcoming from J. Wiley & Sons, New York.
- Kloeck, C., H. Jaekel, and F. K. Jondral. 2005. Dynamic and Local Combined Pricing, Allocation and Billing System with Cognitive Radios. *Proc. IEEE DySPAN*.
- Kolb, R. W., and J. A. Overdahl. 2007. *Futures, options, and swaps*. Wiley-Blackwell Press.
- Kouvelis, P., R. Li, and Q. Ding. 2009. Inventory Management and Financial Hedging of Storable Commodities. Working Paper. Lee Kong Chian School of Business.
- Krishna, V. 2009. *Auction theory*. Academic Press.
- Lee, H., S. Whang. 2002. the Impact of the Secondary Market on the Supply Chain. *Management Science* 48(6) 719–731.
- Li, X., P. Xu, S. Tang, etc. 2008. Spectrum Bidding in Wireless Networks and Related. *Proc. of COCOON*.
- McHenry, M. A., P. A. Tenhula, etc. 2006. Chicago Spectrum Occupancy Measurements & Analysis and a Long-Term Studies Proposal. *Proc. of 1st ACM TAPAS*.
- Munkres, J. 1957. Algorithms for the Assignment and Transportation Problems. *Journal of the Society for Industrial and Applied Mathematics* 5(1) 32–38.
- Muthusamy, P. K. Kar, A. Gupta, S. Sarkar, G. Kasbekar. 2011. Portfolio Optimization in Secondary Spectrum Markets. *Proc. of IEEE WiOpt*.
- Myerson, R. B. 1981. Optimal Auction Design. *Mathematics of Operations Research*.
- NAB/MSTV. 2009. Broadcasters Sue FCC Over White Space Broadband Decision. Online at: <http://arstechnica.com/tech-policy/news/2009/03/broadcasters-sue-fcc-over-white-space-broadband-decision.ars>
- Niyato, D., and E. Hossain. 2008. Market-Equilibrium, Competitive, and Cooperative Pricing for Spectrumsharing in Cognitive Radio Networks: Analysis and Comparison. *IEEE Trans. Wireless Comm.*
- Peleg, B., H. L. Lee, W. H. Hausman. 2002. Short-Term E-Procurement Strategies Versus Longterm Contracts. *Production and Operations Management* 11(4) 458–479.
- Shannon, C.E. 2001. A Mathematical Theory of Communication. *ACM SIGMOBILE Mobile Computing and Communications Review* 5(1) 3–55.
- Tonmukayakul, A., and M. B. H. Weiss. 2009. A Study of Secondary Spectrum Use Using Agent-Based Computational Economics. *Economic Research and Electronic Networking*.
- Tse, D., and P. Viswanath. 2005. *Fundamentals of Wireless Communication*. Cambridge Univ. Press.
- Wang, F., M. Krunz, and S. Cui. 2008. Price-Based Spectrum Management in Cognitive Radio Networks. *IEEE J. Selected Topics Signal Proc.*
- Wang, S., P. Xu, X. Xu, S.-J. Tang, X.-Y. Li and X. Liu. 2010. TODA: Truthful Online Double Auction for Spectrum Allocation in Wireless Networks. *Proc. IEEE DySPAN*.
- West, D. B. 2001. *Introduction To Graph Theory*. Prentice Hall Upper Saddle River Press.
- Wu, D. J., P. R. Kleindorfer. 2005. Competitive Options, Supply Contracting, and Electronic Markets. *Management Science* 51(3) 452–466.
- Yi, J., A. Scheller-Wolf. 2003. Dual Sourcing from A Regular Supplier and A Spot Market, Working Paper. GSIA, Carnegie Mellon University.
- Zhao, Q., and B. M. Sadler. 2007. A Survey of Dynamic Spectrum Access: Signal Processing, Networking, and Regulatory Policy. *IEEE Signal Processing Magazine* 24(4) 79–89.
- Zhou, X., S. Gandhi, S. Suri and H. Zheng. 2008. eBay in the Sky: Strategy-Proof Wireless Spectrum Auctions. *Proc. ACM MobiCom*.
- Zhou, X. and H. Zheng. 2009. TRUST: A General Framework for Truthful Double Spectrum Auctions. *Proc. IEEE INFOCOM*.

10. Appendix

10.1. Some Necessary Conditions for SIC

Before providing the problem formulation, we first present the formal definition for *allocation strategy* and study the corresponding spatial interference constraints. An allocation strategy specifies the allocation probability of any spectrum (to every SU) under any possible information realization θ .²⁰ More specifically,

DEFINITION 9 (ALLOCATION STRATEGY). An allocation strategy $\mathbf{A}(\theta)$ is a mapping from every information realization θ to a vector consisting of the allocation probability for every SU,²¹

$$\mathbf{A}(\theta) \triangleq (a_1^s(\theta), \dots, a_M^s(\theta); a_1^c(\theta), \dots, a_N^c(\theta)), \quad \forall \theta \in \Theta,$$

where $a_m^s(\theta) \in [0, 1]$ and $a_n^c(\theta) \in [0, 1]$ denote the allocation probabilities of a spectrum with information θ to spot market user m and contract user n , respectively.

Now we study the necessary and sufficient conditions for a feasible allocation strategy $\mathbf{A}(\theta)$, referred to as the *spatial interference constraints*.

Since the SUs in the same clique can never use the same spectrum at the same time, we have the following necessary conditions for a feasible $\mathbf{A}(\theta)$:

$$\sum_{i \in Q} a_i(\theta) \leq 1, \quad \forall \theta \in \Theta, \quad \forall Q \in \mathcal{Q}(G), \quad (41)$$

where $a_i(\theta) = a_i^c(\theta)$ if SU i is a contract user, and $a_i(\theta) = a_i^s(\theta)$ if SU i is a spot market user.

Unfortunately, the conditions in (41) are *not* sufficient for satisfying the spatial interference constraints. This can be illustrated by a simple graph $G^{(a)}$ with 5 SUs forming a ring, as shown in Figure 9 (a). We can easily see that the set of all cliques in graph $G^{(a)}$ is $\mathcal{Q}(G^{(a)}) = \{\{1\}, \{2\}, \{3\}, \{4\}, \{5\}, \{1, 2\}, \{2, 3\}, \{3, 4\}, \{4, 5\}, \{5, 1\}\}$. Consider an allocation strategy with $a_k(\theta) = 0.5, \forall k = 1, \dots, 5$. It satisfies the conditions in (41). But there is no feasible schedule to achieve this allocation, that is, it is not a feasible allocation. The same problem arises in any graph with *odd holes*, i.e., a loop formed by an odd number of edges without a chord in between. This suggests that in addition to the conditions in (41), we need to add additional constraints corresponding to the odd holes. Specifically, referring to West (2001), the constraint corresponding to an odd hole with K vertices is:

$$\sum_{k=1}^K a_k(\theta) \leq \frac{K-1}{2}, \quad \forall \theta \in \Theta. \quad (42)$$

Due to space limitations, we do not present the detailed proof here. Recall the example in Figure 9 (a), an allocation strategy with $a_k(\theta) = 0.4, \forall k = 1, \dots, 5$ is feasible since $\sum_{k=1}^K a_k(\theta) \leq 2$, and we can achieve such an allocation by the following schedule: scheduling/assigning the spectrums (with

²⁰ Here we omit the time index t of $\theta(t)$ for brevity, as we are not talking about a particular spectrum t .

²¹ Note that we use the same notation Θ to denote the information space, i.e., the set of all possible θ .

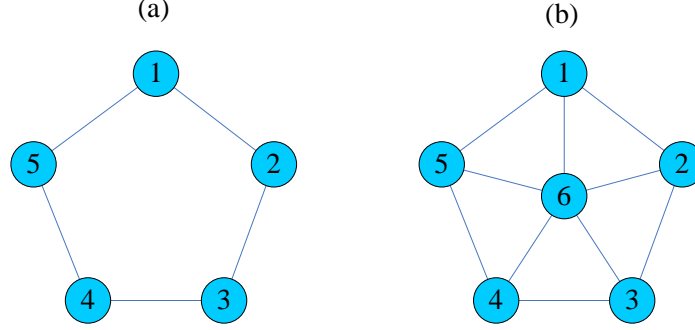


Figure 9 An illustration of graphs with odd holes.

information θ) to the user sets $\{1,3\}$, $\{1,4\}$, $\{2,4\}$, $\{2,5\}$ and $\{3,5\}$ with equal fraction (probability), i.e., 20%. Obviously, each user achieves an allocation probability of 40%.

The worse thing is that even if we consider the constraints in (42) imposed by the odd holes in addition to those in (41) imposed by the cliques, we are *not* guaranteed to have a feasible allocation. This can be further illustrated by the example shown in Figure 9 (b). We can see that there are 3 types of cliques in the graph $G^{(b)}$: the cliques formed by each SU (e.g., $\{1\}$), the cliques formed by the adjacent pairs of SUs (e.g., $\{1,2\}$), and the cliques formed by the 3 SUs in the same triangles (e.g., $\{1,2,6\}$). We can also see there are five 3-SUs odd holes each corresponding to one triangle and one 5-SUs odd hole $\{1,2,3,4,5\}$. Consider an allocation strategy with $a_k(\theta) = \frac{1}{3}, \forall k = 1, \dots, 6$. Obviously, it satisfies the conditions in (41) and (42). But there is no feasible schedule to achieve this allocation.

10.2. Optimal Solution with Hard Contracts

Similar to Lemma 1 and Lemma 2 in Section 5.2, we have the following necessary condition for hard contracts.

COROLLARY 1 (Necessary Condition). *For any contract user n with the hard contract, we have: $\mathbb{E}[d_n] = 0$ or D_n .*

Corollary 1 states that a hard contract user either gets spectrums (on average) equals to his demand, or nothing. The reason is that once a hard contract is violated, the welfare loss is a constant \hat{B}_n regardless of the actual number of spectrums the contract user n obtains.

According to Corollary 1, a hard contract is either fully satisfied, i.e., $\mathbb{E}[d_n] = D_n$, or fully violated, i.e., $\mathbb{E}[d_n] = 0$. Thus, for a future market with N hard contracts, there are 2^N possible outcomes based on the state (satisfied or violated) of each contract. Each outcome corresponds to a potential best solution, and the global optimal solution is the one that achieves the highest profit within the 2^N potential best solutions.

Consider a particular outcome where a subset of hard contracts \mathcal{N}^+ are satisfied and others are violated, i.e., $\mathbb{E}[d_n] = D_n, \forall n \in \mathcal{N}^+$ and $\mathbb{E}[d_n] = 0, \forall n \notin \mathcal{N}^+$. Obviously, we have $a_n(\theta) \equiv 0, \forall \theta \in \Theta$

for all contract users $n \notin \mathcal{N}^+$, and thus we can ignore these contracts directly. For the reduced market (by removing those contract users not in \mathcal{N}^+), the PO's objective function in (26) can be rewritten as follows:

$$\begin{aligned} \mathbf{A}_0^*(\theta) = \arg \max_{\mathbf{A}_0(\theta)} & \left(F + S \cdot \sum_{k=1}^K \int_{\Theta} H_k(\theta) a_k(\theta) f_{\Theta}(\theta) d\theta \right), \\ \text{s.t.} \quad & \text{(i)} \quad a_k(\theta) \geq 0, \quad \forall k = 1, \dots, K, \forall \theta \in \Theta; \\ & \text{(ii)} \quad \sum_{k=1}^K a_k(\theta) \leq 1, \quad \forall \theta \in \Theta; \\ & \text{(iii)} \quad \mathbb{E}[d_n] = D_n, \quad \forall n \in \mathcal{N}^+; \end{aligned} \quad (43)$$

Note that the notations in (43) are defined in a same way as those in (26).

Compare the objective function (43) for hard contracts to (26) for soft contracts, we can find that both objective functions have the same structure *except* for the third constraint. Specifically, in (26) the third constraint is an *inequality* constraint, while in (43) the third constraint is an *equality* constraint. To solve (43), we similarly introduce Lagrange multipliers $\mu_k(\theta)$ for constraint (i), $\eta(\theta)$ for constraint (ii) and λ_n for constraint (iii). The dual constraints for $\mu_n(\theta)$ and $\eta(\theta)$ are same as those for (26), while the dual constraint for λ_n becomes:

$$(D.3) \quad D_n = \mathbb{E}[d_n], \text{ and } \lambda_n^* \cdot (D_n - \mathbb{E}[d_n]) = 0, \quad \forall n \in \mathcal{N}^+.$$

By the Euler-Lagrange conditions for optimality and duality principle, we can derive the best solution for (43) in a similar way to compute the optimal solution for (26). Specifically, the feasible ranges of $\mu_k^*(\theta)$ and $\eta^*(\theta)$ are totally same as those for soft contracts given by Lemmas 3 and 4. By the dual constraint for λ_n mentioned above, the optimal λ_n^* is a bit different to that for soft contracts given by Lemma 6:

$$\lambda_n^* = \left(\arg_{\lambda_n} S \int_{\theta \in \Theta_n^+(\mathbf{A}_{-n}^*, \lambda_n)} f_{\Theta}(\theta) d\theta = D_n \right), \quad \forall n \in \mathcal{N}.$$

That is, for hard contracts, we do not need to restrict the shadow price λ_n to be non-negative. Given the optimal shadow prices, the optimal solution can be characterized by Lemma 5.

10.3. Proof for Proposition 1

A feasible allocation must be achievable in practice by a feasible schedule. A schedule essentially specifies the fraction of spectrums (with certain information θ) to a particular set of independent SUs. Define the fraction of spectrums to a particular independent SUs set as the allocation probability to this independent set.

A feasible schedule implies that the total fraction of spectrums (with information θ) to all independent SU sets does not exceed 100%, which is exactly equivalent to the condition in (13). That is, for any feasible allocation or schedule, there is always an allocation strategy $\mathbf{A}(\theta)$ (with respect to the independent SU set) satisfying (13) and achieving the same allocation.

10.4. Proof for Proposition 2

We prove the proposition by contradiction. Suppose $a_k^{\text{Ind}*}(\theta) > 0$ for certain independent set $I_k = I_k^c \cup I_k^s$, where I_k^s is not an MWIS of the side market $G_{I_k^c}^s$. Then the PO can improve his expected profit by transferring the spectrums for independent set $I_k = I_k^c \cup I_k^s$ to another independent set $\{I_k^c, I_k^{s*}\}$, where I_k^{s*} is indeed an MWIS of the side market $G_{I_k^c}^s$. The reason is that the PO can achieve a higher revenue from the spot market user I_k^{s*} than that from set I_k^s , while the revenue from the contract user set I_k^c does not change (since the allocation to contract users remains the same). It follows that the $a_k^{\text{Ind}*}(\theta)$ must be zero.

10.5. Proof for Lemma 1

We prove the lemma by contradiction. Suppose there exists any θ such that $\sum_{k=0}^K a_k^*(\theta) < 1$. Obviously, by increasing $a_0^*(\theta)$ to $a_0^+(\theta) = 1 - \sum_{k=1}^K a_k^*(\theta)$, the PO can improve the expected revenue $\mathbb{E}[Z_0]$ from the spot market (which is given in (22)) without affecting the revenue and cost from the contract users. This implies the PO can achieve a higher expected profit with a new strategy $\mathbf{A}^+(\theta) = (a_0^+(\theta), a_1^*(\theta), \dots, a_K^*(\theta))$.

10.6. Proof for Lemma 2

We prove the lemma by contradiction. Suppose there exists a contract user n with $\mathbb{E}[d_n] = S \cdot \int_{\theta} a_n(\theta) \cdot f_{\Theta}(\theta) d\theta > D_n$, where $a_n(\theta) = \sum_{k=0}^K l_k^n \cdot a_k(\theta)$. Let \mathcal{K}_n denote the set of independent sets containing contract user n , i.e., $l_k^n = 1, \forall k \in \mathcal{K}_n$. Let $\mathcal{K}_{n/\{n\}}$ denote the set of independent sets each corresponding to one element in \mathcal{K}_n by removing contract user n .²²

Let $\mathbf{A}^+(\theta) = (a_0^+(\theta), a_1^+(\theta), \dots, a_K^+(\theta))$ denote a new allocation strategy, by transferring certain spectrum for each independent set in \mathcal{K}_n to the corresponding set in $\mathcal{K}_{n/\{n\}}$, i.e., (i) $a_k^+(\theta) = a_k^*(\theta) - \sigma, \forall k \in \mathcal{K}_n$, and $a_k^+(\theta) = a_k^*(\theta) + \sigma, \forall k \in \mathcal{K}_{n/\{n\}}$, and (ii) $a_k^+(\theta) = a_k^*(\theta), \forall k \notin \mathcal{K}_n \cup \mathcal{K}_{n/\{n\}}$. It is easy to see that with $\mathbf{A}^+(\theta)$, the allocation probability to contract user n decreases to $a_n^+(\theta) = a_n(\theta) - \sigma \cdot |\mathcal{K}_n|$, and thus the expected number of spectrums for contract user n decreases to $\mathbb{E}[d_n^+] = \mathbb{E}[d_n] - \sigma \cdot S \cdot |\mathcal{K}_n|$. As long as $0 < \sigma \leq \frac{\mathbb{E}[d_n] - D_n}{S \cdot |\mathcal{K}_n|}$, we have $\mathbb{E}[d_n^+] = \mathbb{E}[d_n] - \sigma \cdot S \cdot |\mathcal{K}_n| \geq D_n$, i.e., the contract n is still fulfilled. This implies that the PO suffers no short-term revenue loss from contract user n . Besides, the allocation probabilities to all other contract users remain the same, and thus the PO suffers no short-term revenue loss from other contract users. On the other hand, the PO can achieve a higher expected side revenue from the side markets of the independent sets in $\mathcal{K}_{n/\{n\}}$ than those in \mathcal{K}_n . It follows that the PO can achieve higher expected profit with new strategy $\mathbf{A}^+(\theta)$.

²² For example, in Figure 1, we have $\mathcal{K}_1 = \{\{1\}, \{1, 4\}\}$ and $\mathcal{K}_{1/\{1\}} = \{\emptyset, \{4\}\}$ for contract user 1, and $\mathcal{K}_4 = \{\{4\}, \{1, 4\}, \{2, 4\}\}$ and $\mathcal{K}_{4/\{4\}} = \{\emptyset, \{1\}, \{2\}\}$ for contract user 4.

10.7. Proof for Corollary 1

By Lemma 2, we have $\mathbb{E}[d_n] \leq D_n, \forall n \in \mathcal{N}$. Thus, we only need to show that there is no contract user n with $0 < \mathbb{E}[d_n] < D_n$. We prove the corollary by contradiction. Suppose there exists a contract user n with $0 < \mathbb{E}[d_n] < D_n$. According to the definitions of hard contract, the expected revenue achieved from contract user n is $\mathbb{E}[R_n] = B_n - \widehat{B}_n$. Let us define \mathcal{K}_n and $\mathcal{K}_{n/\{n\}}$ in a same way as those in Appendix-10.6.

Let $\mathbf{A}^+(\theta) = (a_0^+(\theta), a_1^+(\theta), \dots, a_K^+(\theta))$ denote a new allocation strategy, by transferring all spectrums for each independent set in \mathcal{K}_n to the corresponding set in $\mathcal{K}_{n/\{n\}}$, i.e., (i) $a_k^+(\theta) = 0, \forall k \in \mathcal{K}_n$, and $a_{k'}^+(\theta) = a_k^*(\theta) + a_{k'}^*(\theta), \forall k' \in \mathcal{K}_{n/\{n\}}$, where k' is the corresponding independent set in \mathcal{K}_n , and (ii) $a_k^+(\theta) = a_k^*(\theta), \forall k \notin \mathcal{K}_n \cup \mathcal{K}_{n/\{n\}}$. It is easy to see that with $\mathbf{A}^+(\theta)$, the allocation probability to contract user n decreases to $a_n^+(\theta) = 0$, while the probabilities to all other contract users remain the same. Obviously, the PO achieves the same expected revenue from all contract users. On the other hand, the PO can achieve a higher expected side revenue from the side markets of the independent sets in $\mathcal{K}_{n/\{n\}}$ than those in \mathcal{K}_n . Thus, the PO can achieve higher expected profit with new strategy $\mathbf{A}^+(\theta)$.

10.8. Proof for Lemma 3

We prove the lemma by *duality principle* in particular the dual constraint (D.1), i.e., $\mu_k^*(\theta) \geq 0$, $a_k^*(\theta) \geq 0$ and $\mu_k^*(\theta) \cdot a_k^*(\theta) = 0, \forall k \in \mathcal{K}, \theta \in \Theta$. According to the Definitions 6 and 7, we have: $\mathcal{L}^{(k)}(\theta) = \mathcal{J}_1^{(k)}(\theta) + \mu_k^*(\theta), \forall k$.

Proof for Condition (a). Suppose $\mu_k^*(\theta) > 0$ by contradiction. Then we have: $\mathcal{L}^{(k)}(\theta) = \mathcal{J}_1^{(k)}(\theta) + \mu_k^*(\theta) > 0$, which implies $a_k^*(\theta) = 1$ by the Euler-Lagrange conditions for optimality or (28). Obviously, this violates the constraint $\mu_k^*(\theta) \cdot a_k^*(\theta) = 0$.

Proof for Condition (b). Suppose $\mu_k^*(\theta) > |\mathcal{J}_1^{(k)}(\theta)| > 0$ by contradiction. Then we have: $\mathcal{L}^{(k)}(\theta) = \mathcal{J}_1^{(k)}(\theta) + \mu_k^*(\theta) > 0$, which implies $a_k^*(\theta) = 1$. Obviously, this violates the constraint $\mu_k^*(\theta) \cdot a_k^*(\theta) = 0$. Thus, we have: $\mu_k^*(\theta) \in [0, |\mathcal{J}_1^{(k)}(\theta)|]$, since $\mu_k^*(\theta) \geq 0$.

10.9. Proof for Lemma 4

We prove the lemma by *duality principle* in particular the dual constraint (D.2), i.e., $\eta^*(\theta) \geq 0$, $\sum_{k=1}^K a_k^*(\theta) \leq 1$ and $\eta^*(\theta) \cdot (1 - \sum_{k=1}^K a_k^*(\theta)) = 0, \forall \theta \in \Theta$. According to the Definitions 7 and 8, we have: $\mathcal{J}_1^{(k)}(\theta) = \mathcal{J}_2^{(k)}(\theta) - \eta^*(\theta), \forall k$.

Proof for Condition (a). We first prove that $\eta^*(\theta) \leq K_1(\theta) \triangleq \max_{k \in \mathcal{K}} \mathcal{J}_2^{(k)}(\theta)$. Suppose $\eta^*(\theta) > K_1(\theta)$ by contradiction. Then we have: $\mathcal{J}_1^{(k)}(\theta) = \mathcal{J}_2^{(k)}(\theta) - \eta^*(\theta) < 0, \forall k$. Together with Lemma 3, we further have: $\mathcal{L}^{(k)}(\theta) < 0, \forall k$, and thus $a_k^*(\theta) = 0, \forall k$, which implies $\sum_{k=1}^K a_k^*(\theta) = 0$. Obviously, this violates the constraint $\eta^*(\theta) \cdot (1 - \sum_{k=1}^K a_k^*(\theta)) = 0$.

We then prove that $\eta^*(\theta) \geq \max(0, K_2(\theta))$. The result is obvious if $K_2(\theta) \leq 0$ since $\eta^*(\theta) \geq 0$. Thus, we focus on the case of $K_2(\theta) > 0$, where there exist at least two independent sets with positive core marginal profit $\mathcal{J}_2^{(k)}(\theta)$. Let k_1 and k_2 denote the independent sets with the highest and second-highest core marginal profits, respectively. That is, $\mathcal{J}_2^{(k_1)}(\theta) = K_1(\theta) > 0$ and $\mathcal{J}_2^{(k_2)}(\theta) = K_2(\theta) > 0$. Suppose $\eta^*(\theta) < K_2(\theta)$ by contradiction. Then there exist at least two independent sets, i.e., k_1 and k_2 , with positive mental marginal profit, i.e., $\mathcal{J}_1^{(k_1)}(\theta) > 0$ and $\mathcal{J}_1^{(k_2)}(\theta) > 0$. Together with Lemma 3, we further have: $\mathcal{L}^{(k_1)}(\theta) > 0$ and $\mathcal{L}^{(k_2)}(\theta) > 0$, and thus $a_{k_1}^*(\theta) = 1$ and $a_{k_2}^*(\theta) = 1$, which implies $\sum_{k=1}^K a_k^*(\theta) > 1$. This obviously violates the constraint $\sum_{k=1}^K a_k^*(\theta) \leq 1$.

Proof for Condition (b). Suppose $\eta^*(\theta) > 0$ by contradiction. Then we have: $\mathcal{J}_1^{(k)}(\theta) = \mathcal{J}_2^{(k)}(\theta) - \eta^*(\theta) < 0, \forall k$. Together with Lemma 3, we further have: $\mathcal{L}^{(k)}(\theta) < 0, \forall k$, and thus $a_k^*(\theta) = 0, \forall k$, which implies $\sum_{k=1}^K a_k^*(\theta) = 0$. Obviously, this violates the constraint $\eta^*(\theta) \cdot (1 - \sum_{k=1}^K a_k^*(\theta)) = 0$.

10.10. Proof for Lemma 5

We prove the lemma by the Euler-Lagrange conditions for optimality, i.e., (28).

We first prove $a_k^*(\theta) = 0$ for all independent sets $k \notin \mathbf{k}^*$. By contradiction, we suppose there exists an independent set $k_0 \notin \mathbf{k}^*$ with $a_{k_0}^*(\theta) > 0$. According to (28), we have: $\mathcal{L}^{(k_0)}(\theta) \geq 0$. By Lemmas 3 and 4, we further have: $\mathcal{J}_2^{(k_0)}(\theta) \geq 0$. Further, according to the definition of \mathbf{k}^* , we have: $\mathcal{J}_2^{(k_0)}(\theta) < K_1(\theta)$, since $k_0 \notin \mathbf{k}^*$. This implies $\mathcal{J}_2^{(k)}(\theta) = K_1(\theta) > 0, \forall k \in \mathbf{k}^*$. By Lemmas 3 and 4, we further have: $\mathcal{L}^{(k)}(\theta) > 0$, and thus $a_k^*(\theta) = 1, \forall k \in \mathbf{k}^*$, which implies that $\sum_{k=1}^K a_k^*(\theta) = a_{k_0}^*(\theta) + \sum_{k \in \mathbf{k}^*} a_k^*(\theta) + \sum_{k \notin \mathbf{k}^* \cup \{k_0\}} a_k^*(\theta) > 1$. This obviously violates the constraint $\sum_{k=1}^K a_k^*(\theta) \leq 1$.

We then prove the optimal solution for $k \in \mathbf{k}^*$. Obviously, $\mathcal{J}_2^{(k)}(\theta) = K_1(\theta), \forall k \in \mathbf{k}^*$.

Proof for case (a). By Lemma 4, we have: $\eta^*(\theta) \leq K_1(\theta)$ if $K_1(\theta) > 0$, which implies $\mathcal{J}_1^{(k)}(\theta) = \mathcal{J}_2^{(k)}(\theta) - \eta^*(\theta) = K_1(\theta) - \eta^*(\theta) \geq 0, \forall k \in \mathbf{k}^*$. By Lemma 3, we further have: $\mu_k^*(\theta) = 0$ if $\mathcal{J}_1^{(k)}(\theta) \geq 0$, which further implies $\mathcal{L}^{(k)}(\theta) = \mathcal{J}_1^{(k)}(\theta) - 0 \geq 0, \forall k \in \mathbf{k}^*$.

Case (a.1). Suppose $\eta^*(\theta) = K_1(\theta) > 0$. By constraint $\eta^*(\theta) \cdot (1 - \sum_{k=1}^K a_k^*(\theta)) = 0$, we have: $\sum_{k=1}^K a_k^*(\theta) = 1$, which implies $\sum_{k \in \mathbf{k}^*} a_k^*(\theta) = 1$, since $a_k^*(\theta) = 0, \forall k \notin \mathbf{k}^*$.

Case (a.2). Suppose $\eta^*(\theta) < K_1(\theta)$. Then we must have: $K_2(\theta) < K_1(\theta)$, otherwise $\eta^*(\theta)$ must equal to $K_1(\theta)$ since $\eta^*(\theta) \in [\max(0, K_2(\theta)), K_1(\theta)]$. This implies that there is only one independent set, denoted by k_1 , in the set \mathbf{k}^* . Obviously, $\mathcal{L}^{(k_1)}(\theta) = K_1(\theta) - \eta^*(\theta) > 0$. According to (28), we have: $a_{k_1}^*(\theta) = 1$, which implies $\sum_{k \in \mathbf{k}^*} a_k^*(\theta) = 1$, since $\mathbf{k}^* = \{k_1\}$.

Proof for case (b). By Lemma 4, we have: $\eta^*(\theta) = 0$ if $K_1(\theta) = 0$, which implies $\mathcal{J}_1^{(k)}(\theta) = \mathcal{J}_2^{(k)}(\theta) - 0 = K_1(\theta) = 0, \forall k \in \mathbf{k}^*$. By Lemma 3, we further have: $\mu_k^*(\theta) = 0$ if $\mathcal{J}_1^{(k)}(\theta) = 0$, which further implies $\mathcal{L}^{(k)}(\theta) = \mathcal{J}_1^{(k)}(\theta) - 0 = 0, \forall k \in \mathbf{k}^*$. According to the dual constraint (D.2), we have: $\sum_{k \in \mathbf{k}^*} a_k^*(\theta) \leq 1$.

Proof for case (c). By Lemma 4, we have: $\eta^*(\theta) = 0$ if $K_1(\theta) < 0$, which implies $\mathcal{J}_1^{(k)}(\theta) = \mathcal{J}_2^{(k)}(\theta) - 0 = K_1(\theta) < 0$, $\forall k \in \mathbf{k}^*$. By Lemma 3, we further have: $\mu_k^*(\theta) \leq |\mathcal{J}_1^{(k)}(\theta)|$ if $\mathcal{J}_1^{(k)}(\theta) < 0$, which further implies $\mathcal{L}^{(k)}(\theta) = \mathcal{J}_1^{(k)}(\theta) + \mu_k^*(\theta) = K_1(\theta) + \mu_k^*(\theta) \leq 0$, $\forall k \in \mathbf{k}^*$.

Case (c.1). Suppose $\mu_k^*(\theta) = |\mathcal{J}_1^{(k)}(\theta)| > 0$. By constraint $\mu_k^*(\theta) \cdot a_k^*(\theta) = 0$, we have: $a_k^*(\theta) = 0$, $\forall k \in \mathbf{k}^*$.

Case (c.2). Suppose $\mu_k^*(\theta) < |\mathcal{J}_1^{(k)}(\theta)|$. Then we have: $\mathcal{L}^{(k)}(\theta) < 0$, $\forall k \in \mathbf{k}^*$. According to (28), we have: $a_k^*(\theta) = 0$, $\forall k \in \mathbf{k}^*$.

10.11. Proof for Lemma 6

We first note that $\mathbb{E}[d_n] \triangleq S \int_{\theta \in \Theta_n^+(\Lambda^*)} f_{\Theta}(\theta) d\theta$ decreases with the contract user n 's own shadow price λ_n , while increases with other contract users' shadow prices $\lambda_{n'}, \forall n' \neq n$. For convenience, we write $\mathbb{E}[d_n]$ as a function of λ_n , denoted by $\mathbb{E}[d_n(\lambda_n)]$.²³ Let λ_n^o denote the shadow price λ_n such that $\mathbb{E}[d_n(\lambda_n)] = D_n$, i.e., $\lambda_n^o \triangleq \arg_{\lambda_n} (\mathbb{E}[d_n(\lambda_n)] = D_n)$. Thus, we can rewrite the optimal shadow price λ_n^* in Lemma 6 as $\lambda_n^* = \max\{0, \lambda_n^o\}$, $\forall n$. We prove the lemma by *duality principle* in particular the dual constraint (D.3), i.e., $\lambda_n^* \geq 0$, $D_n - \mathbb{E}[d_n(\lambda_n^*)] \geq 0$ and $\lambda_n^* \cdot (D_n - \mathbb{E}[d_n(\lambda_n^*)]) = 0$, $\forall n \in \mathcal{N}$.

Consider the first case: $\mathbb{E}[d_n(0)] \leq D_n$. It is easy to see that $\lambda_n^o < 0$, since $\mathbb{E}[d_n(\lambda_n)]$ decreases with λ_n . Thus, we only need to prove $\lambda_n^* = \max\{0, \lambda_n^o\} = 0$. Suppose $\lambda_n^* > 0$ by contradiction. Then we have: $\mathbb{E}[d_n(\lambda_n^*)] < \mathbb{E}[d_n(0)] \leq D_n$. This obviously violates the constraint $\lambda_n^* \cdot (D_n - \mathbb{E}[d_n(\lambda_n^*)]) = 0$.

Consider the second case: $\mathbb{E}[d_n(0)] > D_n$. It is easy to see that $\lambda_n^o > 0$. Thus, we only need to prove $\lambda_n^* = \{0, \lambda_n^o\} = \lambda_n^o > 0$. Suppose $\lambda_n^* > \lambda_n^o$ by contradiction. Then we have: $\mathbb{E}[d_n(\lambda_n^*)] < \mathbb{E}[d_n(\lambda_n^o)] = D_n$. This obviously violates the constraint $\lambda_n^* \cdot (D_n - \mathbb{E}[d_n(\lambda_n^*)]) = 0$. Suppose $\lambda_n^* < \lambda_n^o$ by contradiction. Then we have: $\mathbb{E}[d_n(\lambda_n^*)] > \mathbb{E}[d_n(\lambda_n^o)] = D_n$. This obviously violates the constraint $\mathbb{E}[d_n(\lambda_n^*)] \leq D_n$.

²³ Note that $\mathbb{E}[d_n(\lambda_n)]$ also depends on the shadow prices Λ_{-n} of other contract users.