

A more efficient algorithm for an NP-complete problem

Paweł Kaftan

May 2, 2022

1 Introduction

A way to prove $P = NP$ is to show algorithm solving NP-complete problem in polynomial time. Hamiltonian cycle problem is NP-complete. In this paper I present an algorithm that can solve this problem relatively fast for many graphs. Algorithm tests if a Hamiltonian cycle exists in directed graphs, if it exists algorithm can show found Hamiltonian cycle. If you want to test an undirected graph, such a graph should be converted to the form of directed graph.

2 Why algorithm has lower computation complexity than previously known algorithms?

In order to find Hamiltonian cycle, algorithm should find edges that creates a Hamiltonian cycle. Higher number of edges creates more possibilities to check to solve the problem. The reason why currently known computers fail to solve this problem is too large number of possibilities to check in order to solve the problem. With lower number of edges, algorithm needs less time to solve the problem. Algorithm shown in this paper has lower computational complexity because it can remove certain edges from graph - certain possibilities, that it doesn't have to check.

3 Rules of removing unnecessary edges from graph

3.1 No loops and multiple edges

Algorithm removes multiple edges and loops from graph because they are irrelevant in process of finding Hamiltonian cycle.

3.2 Single edges in original graph and opposite graph

Let's consider example graph and graph opposite to it:

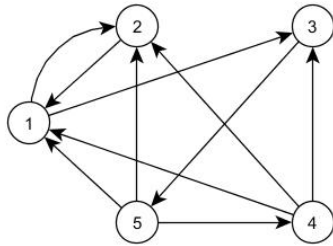


Figure 1: Original graph

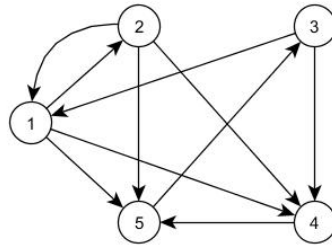


Figure 2: Opposite graph

Adjacency list of original graph:

1 : 2, 3
2 : 1
3 : 5
4 : 1, 2, 3
5 : 1, 2, 4

Adjacency list of opposite graph:

1 : 2, 4, 5
2 : 1, 4, 5
3 : 1, 4
4 : 5
5 : 3

If original graph contains Hamiltonian cycle that consists of following edges:

$$x_1 \rightarrow x_2, x_2 \rightarrow x_3, \dots, x_{n-1} \rightarrow x_n$$

than opposite graph consists following Hamiltonian cycle:

$$x_n \rightarrow x_{n-1}, \dots, x_3 \rightarrow x_2, x_2 \rightarrow x_1$$

Both original graph and opposite graph contain one Hamiltonian cycle:

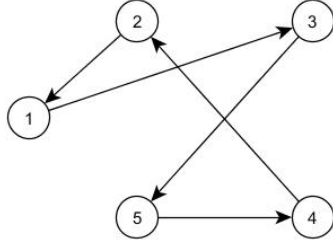


Figure 3: Hamiltonian cycle found in original graph

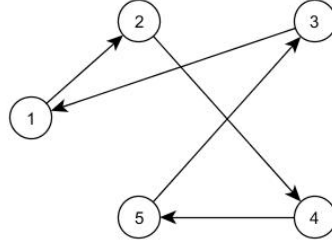


Figure 4: Hamiltonian cycle found in opposite graph

If in a graph the only neighbour of vertex X is vertex Y , for Hamiltonian cycle to exist in such a graph, edge $X \rightarrow Y$ must be in this cycle, which means that algorithm is interested in opposite graph in only edge $Y \rightarrow X$

When in opposite graph X is not only neighbour of Y , eg. there are also edges $Y \rightarrow A$ i $Y \rightarrow B$, than algorithm can remove: from opposite graph edges $Y \rightarrow A$ and $Y \rightarrow B$ and from original graph $A \rightarrow Y$ and $B \rightarrow Y$. Likewise when in opposite graph the only neighbour of vertex X is vertex Y and in original graph Y has 3 neighbours: A , B and X than algorithm can remove: from original graph edges $Y \rightarrow A$ i $Y \rightarrow B$ and from opposite graph edges $A \rightarrow Y$ i $B \rightarrow Y$. Example of rule application:

Check vertex 2 in example graph:

Original graph 2: 1

Opposite graph 1: 2, 4, 5

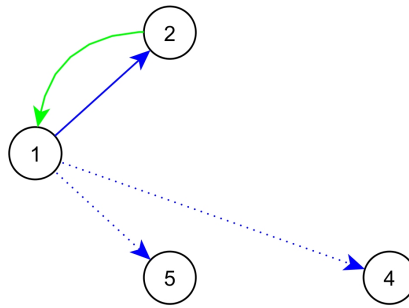


Figure 5: Edge in green is from original graph. Edges in blue are from opposite graph. Algorithm can remove edges marked with dots.

3.3 Unique neighbours

Problem of finding Hamiltonian cycle in graph with N vertices can be described as a problem of finding following edges:

$$a_1 \rightarrow x_1$$

$$a_2 \rightarrow x_2$$

$$\vdots$$

$$a_N \rightarrow x_N$$

where $x_1, x_2, \dots, x_N \in \{a_1, a_2, \dots, a_N\}$ and $x_1 \neq x_2 \neq \dots \neq x_N$.

For graph with N vertices algorithm should find N unique neighbours.

Let's consider example graph presented with adjacency list:

1 : 3, 4

2 : 3, 4

3 : 2, 4

4 : 1, 3

Let's test which neighbours have vertices 1 and 2. They are:

3, 4, 3 and 4.

Let's test how many and which unique neighbours are on the list.

There are 2 vertices: 3 and 4.

When for M tested vertices the number of unique neighbours equals M than algorithm can remove these unique neighbours from vertices, that were not tested. M is lower than N .

Graph after removal of unnecessary edges presented with adjacency list:

1 : 3, 4

2 : 3, 4

3 : 2

4 : 1

Method of choosing vertices for which unique neighbours rule is tested is described in section 5.

3.4 Single edge in only one direction

When in original graph or in opposite graph the only one neighbour of vertex X is vertex Y , it means that for Hamiltonian cycle to exist edge $X \rightarrow Y$ must be in this cycle, when graph also contains edge $Y \rightarrow X$ than algorithm can remove edge $Y \rightarrow X$.

Example graph presented with adjacency list:

1 : 2, 3, 4

2: 3

3: 2, 4

4 : 1

Algorithm can remove edge $3 \rightarrow 2$.

3.5 Edges constantly removed

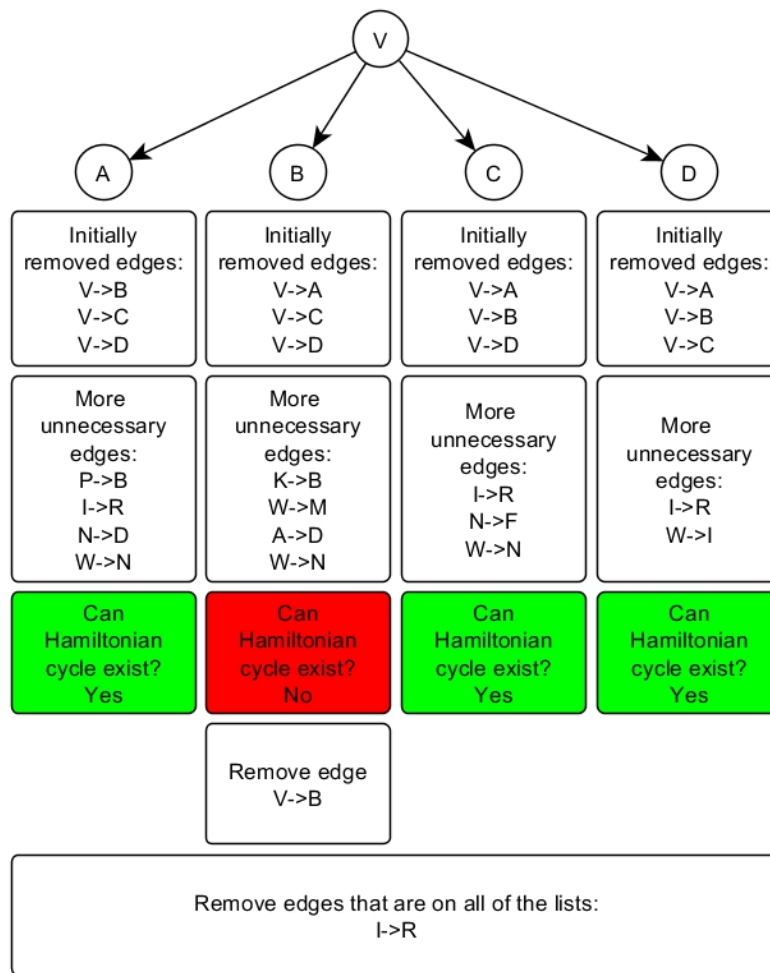


Figure 6: $I \rightarrow R$ is an edge constantly removed

Graph with N vertices: a_1, a_2, \dots, a_N . For Hamiltonian cycle to exist each of those vertices must contain an edge that is in this cycle. Vertex V has M neighbours: b_1, b_2, \dots, b_M ; $M \geq 2$; $b_1, b_2, \dots, b_M \in \{a_1, a_2, \dots, a_N\}$. After removal of certain edges, algorithm may be able to remove more unnecessary edges. Following tests are made for every vertex that has more than 1 neighbour, tests are based on an assumption that chosen edge must be in Hamiltonian cycle:

- Chosen edge: $V \rightarrow b_1$. Test which edges will be removed after removal of edges: $V \rightarrow b_2, V \rightarrow b_3, \dots, V \rightarrow b_M$, all removed edges are saved on list l_1
- Chosen edge: $V \rightarrow b_2$. Test which edges will be removed after removal of edges: $V \rightarrow b_1, V \rightarrow b_3, \dots, V \rightarrow b_M$, all removed edges are saved on list l_2
- ...
- Chosen edge: $V \rightarrow b_M$. Test which edges will be removed after removal of edges: $V \rightarrow b_1, V \rightarrow b_2, \dots, V \rightarrow b_{M-1}$, all removed edges are saved on list l_M

If test of following assumption: edge $V \rightarrow b_x$, where $x \in \{1, 2, \dots, M\}$, must be in Hamiltonian cycle, proves that Hamiltonian cycle can't exist if edge $V \rightarrow a_x$ is in it, than algorithm can remove edge $V \rightarrow b_x$ and doesn't save removed edges on list l_x . Example: edge $V \rightarrow B$ shown in Figure 6.

When for all of the edges: $V \rightarrow b_1, V \rightarrow b_2, \dots, V \rightarrow b_M$ test will prove that Hamiltonian cycle can't exist if chosen edge is in it, than graph does not contain Hamiltonian cycle.

Edges that are on all of the lists: $l_1, l_2, l_3, \dots, l_M$ can be removed from graph because for Hamiltonian cycle to exist at least one of the tested edges must be chosen and regardless which edge will it be, the edges that are on all of the lists will be constantly removed. Example: edge $I \rightarrow R$ shown in Figure 6.

4 When algorithm stops or don't start the search for Hamiltonian cycle

4.1 Isolated vertex

Any vertex in original graph or in opposite graph doesn't have any neighbour.

4.2 Cycle that is not Hamiltonian

4.2.1 Vertices with 1 neighbour

In original graph or in opposite graph among vertices that has 1 neighbour exists cycle, that is not Hamiltonian. Example graph:

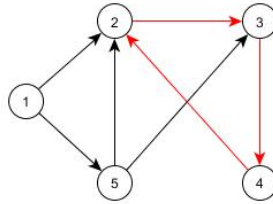


Figure 7: Cycle created by vertices: 2, 3 and 4

4.2.2 Vertices with more than 1 neighbour

Let's consider graph with N vertices. In original graph or in opposite graph among vertices that has more than 1 neighbour and less than N neighbours, M vertices has the same list of in-neighbours and out-neighbours with M elements. M is lower than N .

Example for $M = 2$ presented with adjacency list:

Original graph:

X: A B

Y: A B

Opposite graph:

X: A B

Y: A B

There are only 2 paths that can be created, they are:

- $A \rightarrow X \rightarrow B \rightarrow Y \rightarrow A$
- $B \rightarrow X \rightarrow A \rightarrow Y \rightarrow B$

Every possible path creates cycle that is not Hamiltonian.

Example for $M = 3$ presented with adjacency list:

Original graph:

X: A B C

Y: A B C

Z: A B C

Opposite graph:

X: A B C

Y: A B C

Z: A B C

There are 12 paths that can be created, they are:

- $A \rightarrow X \rightarrow B \rightarrow Y \rightarrow C \rightarrow Z \rightarrow A$
- $A \rightarrow X \rightarrow B \rightarrow Z \rightarrow C \rightarrow Y \rightarrow A$
- $A \rightarrow X \rightarrow C \rightarrow Y \rightarrow B \rightarrow Z \rightarrow A$
- $A \rightarrow X \rightarrow C \rightarrow Z \rightarrow B \rightarrow Y \rightarrow A$
- $B \rightarrow X \rightarrow A \rightarrow Y \rightarrow C \rightarrow Z \rightarrow B$
- $B \rightarrow X \rightarrow A \rightarrow Z \rightarrow C \rightarrow Y \rightarrow B$
- $B \rightarrow X \rightarrow C \rightarrow Y \rightarrow A \rightarrow Z \rightarrow B$
- $B \rightarrow X \rightarrow C \rightarrow Z \rightarrow A \rightarrow Y \rightarrow B$
- $C \rightarrow X \rightarrow A \rightarrow Y \rightarrow B \rightarrow Z \rightarrow C$
- $C \rightarrow X \rightarrow A \rightarrow Z \rightarrow B \rightarrow Y \rightarrow C$
- $C \rightarrow X \rightarrow B \rightarrow Y \rightarrow A \rightarrow Z \rightarrow C$
- $C \rightarrow X \rightarrow B \rightarrow Z \rightarrow A \rightarrow Y \rightarrow C$

Every possible path creates cycle that is not Hamiltonian.

4.3 Subgraph without exit

Let's consider graph G with N vertices and subgraph SG that consist of vertex Y from graph G and all of vertex Y neighbours. If SG consist of more than 2 vertices and less than N vertices and if every vertex in SG has neighbours inside SG than Hamiltonian cycle can't exist in graph G .

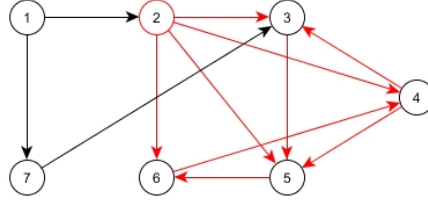


Figure 8: No exit subgraph created by vertex 2 and its neighbours

4.4 Not enough unique neighbours

Number of unique neighbours checked for M vertices is lower than M . Example presented with adjacency list:

1 : 4, 5
 2 : 4, 5
 3 : 4, 5
 4 : 1, 2
 5 : 1, 3

5 Method of choosing vertices for "unique neighbours" test

This method is used for original graph and opposite graph.

For graph G with N vertices, for every vertex in opposite graph to G algorithm takes its adjacency list and creates list - W . Vertices on list W must have more than 1 neighbour. Algorithm sorts list W , first on this list are vertices that has less neighbours. Having list W with w vertices, algorithm tests "unique neighbours" rule for following subsets:

$$\begin{aligned} &W[0], W[1] \\ &W[0], W[1], W[2] \\ &\vdots \\ &W[0], W[1], W[2], \dots, W[w-1] \end{aligned}$$

6 Features

- Algorithm uses recursive depth-first search.
- Algorithm prefers "to think over" which paths should be checked than check many wrong paths.
- Algorithm rests on analysis of original graph and opposite graph to it. Such an analysis allows him to remove unnecessary edges or to stop the search for Hamiltonian cycle or not to start it all.
- Attempt of removal of unnecessary edges occurs before search for Hamiltonian cycle begins and with every recursive call of function that searches for Hamiltonian cycle
- When algorithm makes the decision to test path with vertex $A \rightarrow X$ it removes all of the other edges from A .
- Edges removed with choosing the wrong path are restored.
- Algorithm consists of 9 stages. Stages are different in a way of searching for Hamiltonian cycle and where is it searched.
- Adjacency lists are sorted - edges are chosen in two ways:
 - Ascending - vertices with lower degrees are first. It gives algorithm higher probability of choosing edge that is in Hamiltonian cycle.
 - Descending - vertices with higher degrees are first. Thanks to this, algorithm can remove more unnecessary edges.

7 Algorithm

Algorithm 1 Algorithm

```
START
Initialize variables
Remove multiple edges and loops
Remove unnecessary edges
if Hamiltonian cycle can't exist then
    END, Answer = "NO"
end if
for  $stage = 1$  to  $9$  do
    if  $stage! = 4$  and  $stage! = 7$  and  $stage! = 8$  then
        FindHamiltonianCycle(first vertex in order)
        if Answer was found then
            END
        end if
    else
        for  $i = 0$  to number of vertices in graph do
            FindHamiltonianCycle( $i$ )
            if Answer was found then
                END
            end if
        end for
    end if
end for
```

Algorithm 2 FindHamiltonianCycle(Vertex a)

```
START
if Wrong path was chosen too many times and stage != 9 then
    END
end if
 $level \leftarrow level + 1$ 
if Hamiltonian cycle was found then
    END, Answer = "YES"
end if
Sort neighbours of A
if Not the end of the path then
    while A has neighbours do
        B  $\leftarrow$  first neighbour of A
        Remove edge A  $\rightarrow$  B
        C  $\leftarrow$  current graph
        D  $\leftarrow$  edges: A  $\rightarrow$  all neighbours of A in current graph
        Remove edges D
        Add edge A  $\rightarrow$  B
        RemoveUnnecessaryEdges(D)
        if Hamiltonian cycle can exist then
            E  $\leftarrow$  first vertex in order with more than 1 neighbour
            if stage == 3 or stage == 4 or stage == 8 then
                E  $\leftarrow$  first neighbour of B
            end if
            FindHamiltonianCycle(E)
            Restore graph to C
        else
            Add edges D
            Remove edge A  $\rightarrow$  B
        end if
    end while
end if
 $level \leftarrow level - 1$ 
if  $level == 0$  then
    END, Answer = "NO"
end if
```

If Hamiltonian cycle is found during searching of opposite graph, found Hamiltonian cycle must be reversed. Stages differ in following properties:

1. **Searched graph** - algorithm searches in:
 - (a) original graph
 - (b) opposite graph
2. **Maximum number of tested paths** - following values are available:
 - (a) 1
 - (b) number of vertices in graph
 - (c) no limit
3. **Way of choosing next vertex in search** - available ways:
 - (a) next vertex is located on the end of currently tested path
 - (b) next vertex is the first vertex in order with more than one neighbour
4. **Sorting** - available sorting orders:
 - (a) ascending
 - (b) descending
5. **Test rules: "unique neighbours" and "no exit subgraph"** - available actions:
 - (a) execute tests
 - (b) don't execute tests

Stage	1	2	3	4	5
1	b	b	b	a	b
2	a	b	b	a	b
3	a	b	a	b	b
4	a	a	a	a	b
5	b	b	b	a	a
6	a	b	b	a	a
7	a	a	b	b	b
8	a	a	a	a	b
9	a	c	b	a	a

After 4. stage elimination rule 3.5 is executed, during this elimination algorithm doesn't check rules: 3.3, 4.3 and 4.4.

After 8. stage elimination rule 3.5 is executed.

8 Examination of algorithm

Algorithm was tested on 4 types of graphs:

- "directed regular"
- "directed irregular"
- "undirected regular"
- "undirected irregular"

Graph "undirected" is a graph which has many edges $X \rightarrow Y$ and also $Y \rightarrow X$.
Graph "irregular" is a graph with median of all vertices degrees being much different than degree of vertex with highest number of neighbours.

0:	0	-	-	-	-	6	7	8	-	10	11	12	13	--	--	16	--	18	--	--	--	22	--	--
1:	-	-	-	-	-	-	8	-	--	--	--	--	--	14	--	--	--	18	19	--	21	--	--	24
2:	0	1	2	3	-	5	-	7	-	10	--	12	13	14	--	--	--	--	19	--	--	--	--	24
3:	-	1	-	-	4	-	6	-	8	--	11	--	--	--	--	--	--	17	18	--	--	21	--	--
4:	-	-	2	-	-	5	-	7	8	-	--	--	--	13	14	15	--	17	--	--	20	--	22	--
5:	-	1	-	-	4	-	-	-	-	--	--	--	--	14	15	--	--	18	--	--	--	--	23	--
6:	0	1	-	-	4	-	6	-	8	9	--	11	12	--	--	--	--	18	--	20	--	--	23	--
7:	0	-	-	3	-	-	-	-	9	--	--	--	--	--	--	--	--	--	--	--	21	22	--	--
8:	0	1	-	-	-	-	7	-	9	--	11	--	13	14	15	--	--	19	--	--	--	22	--	--
9:	0	-	2	-	4	5	-	-	-	--	11	--	--	--	--	16	17	--	--	20	--	--	--	--
10:	-	-	-	3	-	5	-	-	-	--	--	12	--	--	15	16	17	18	--	--	--	--	--	24
11:	0	1	-	-	-	-	7	-	-	--	11	--	--	--	--	--	--	--	--	--	--	--	--	24
12:	-	-	2	-	-	6	-	-	-	--	11	12	13	14	--	--	--	18	19	--	21	22	--	24
13:	-	-	-	3	-	-	7	8	-	--	--	--	--	14	--	--	--	17	18	--	20	--	--	--
14:	-	1	2	-	4	-	-	-	8	9	--	11	12	13	--	--	--	--	19	--	21	--	--	24
15:	-	-	-	-	4	-	-	-	-	--	11	12	--	--	15	--	--	--	19	--	21	--	--	24
16:	-	1	-	-	-	-	-	8	9	--	--	12	13	--	--	--	--	--	--	--	--	--	23	24
17:	-	1	-	3	-	-	-	8	-	--	--	--	--	--	--	--	17	18	19	--	--	22	--	24
18:	-	-	-	3	4	-	-	8	9	--	11	--	--	--	--	--	17	--	19	20	--	22	--	--
19:	0	1	-	-	-	-	-	8	-	--	--	12	--	--	--	--	--	18	--	--	--	--	23	--
20:	-	-	-	-	5	-	7	-	-	--	11	12	13	--	15	16	--	18	19	--	--	--	--	24
21:	-	-	-	3	-	6	-	-	10	--	--	--	--	--	--	--	17	--	--	--	--	22	--	24
22:	-	-	-	3	-	5	-	8	9	10	--	--	13	--	--	--	--	--	--	20	21	--	23	--
23:	-	-	-	3	4	-	6	-	8	9	--	--	--	--	--	--	--	--	--	--	--	22	--	--
24:	-	-	-	-	-	-	7	8	-	--	--	12	13	--	--	--	--	--	--	20	--	22	--	--

Figure 9: Example of "directed regular" graph

```

0: - - 2 3 - - 6 - 8 9 10 -- -- -- 14 15 16 -- -- 19 -- 21 -- -- 24
1: - - 2 3 - - 6 - 8 9 10 -- -- -- 14 15 16 -- -- 19 -- 21 -- -- --
2: - - 2 3 - 5 - - - 9 10 -- -- -- 14 15 16 -- -- 19 -- 21 -- -- --
3: - - 2 3 - - - - - 9 10 -- -- -- 14 15 16 -- -- 19 -- 21 -- -- --
4: 0 - 2 3 - - - - - 9 10 -- -- -- 14 15 16 -- -- 19 -- 21 -- -- --
5: - - 2 3 4 - - - - 9 10 -- -- -- 14 15 16 -- -- 19 -- 21 -- -- --
6: - - 2 3 - - - - - 9 10 -- -- 13 14 15 16 -- -- 19 -- 21 -- -- --
7: - - 2 3 - - - - 8 9 10 -- 12 -- 14 15 16 -- -- 19 -- 21 -- -- --
8: - - 2 3 - - 6 - 8 9 10 -- -- -- 14 15 16 -- -- 19 -- 21 -- -- --
9: - - 2 3 - - - - - 9 10 -- -- -- 14 15 16 -- -- 19 -- 21 -- -- --
10: - - 2 3 - - 6 - 8 9 10 -- -- -- 14 15 16 -- -- 19 20 21 -- -- --
11: - - 2 3 - - - - 8 9 10 -- -- -- 14 15 16 -- -- 19 -- 21 22 -- --
12: - - 2 3 - - 6 - 8 9 10 -- -- -- 14 15 16 -- -- 19 -- 21 -- -- --
13: - - 2 3 - - - - 8 9 10 -- -- -- 14 15 16 17 -- 19 -- 21 -- -- --
14: - - 2 3 - - 6 - 8 9 10 -- -- -- 14 15 16 -- -- 19 -- 21 -- -- --
15: - - 2 3 - - - - 8 9 10 -- -- -- 14 15 16 -- 18 19 -- 21 -- -- --
16: - - 2 3 - - 6 - 8 9 10 -- -- -- 14 15 16 -- -- 19 -- 21 -- -- --
17: - - 2 3 - - - - 9 10 -- -- -- 14 15 16 -- -- 19 -- 21 -- -- --
18: - 1 2 3 - - - - 8 9 10 -- -- -- 14 15 16 -- -- 19 -- 21 -- -- --
19: - - 2 3 - - 6 - 8 9 10 11 -- -- 14 15 16 -- -- 19 -- 21 -- -- --
20: - - 2 3 - - - - 8 9 10 -- -- -- 14 15 16 -- -- 19 -- 21 -- 23 --
21: - - 2 3 - - 6 - 8 9 10 -- -- -- 14 15 16 -- -- 19 -- 21 -- -- --
22: - - 2 3 - - 6 7 8 9 10 -- -- -- 14 15 16 -- -- 19 -- 21 -- -- --
23: - - 2 3 - - 6 - 8 9 10 -- -- -- 14 15 16 -- -- 19 -- 21 -- -- --
24: - - 2 3 - - 6 - 8 9 10 -- -- -- 14 15 16 -- -- 19 -- 21 -- -- --

```

Figure 10: Example of "directed irregular" graph

```

0: - - 2 - 4 - 6 7 - 9 10 -- 12 -- 14 15 16 -- -- -- 22 -- --
1: - - 2 - - - - 8 - 10 11 -- -- -- 17 18 -- 20 -- 22 -- --
2: 0 1 - - 4 - 6 - 8 9 -- -- -- 15 -- -- 19 20 21 22 23 24
3: - - - - 6 - - 9 -- 11 12 13 -- 15 16 -- 18 -- 20 21 -- --
4: 0 - 2 - 4 - 6 - - 10 -- 13 -- 16 -- 18 -- 20 21 -- 23 --
5: - - - - - 7 - 9 -- -- 13 14 15 16 -- 18 -- 20 21 -- --
6: 0 - 2 3 4 - - 7 8 - -- 12 -- 15 -- -- -- 22 23 --
7: 0 - - - - 5 6 - - - 11 -- 13 14 15 -- 17 18 -- -- 23 --
8: - 1 2 - - 6 - - - -- 12 13 14 -- 16 -- 18 -- -- 22 -- 24
9: 0 - 2 3 - 5 - - - -- -- -- -- 18 19 -- 21 -- -- 24
10: 0 1 - - 4 - - - -- 11 12 -- 14 15 16 17 -- 20 -- 22 -- --
11: - 1 - 3 - - 7 - - 10 -- 12 -- -- 15 16 17 18 19 20 21 22 -- 24
12: 0 - - 3 - - 6 - 8 - 10 11 -- -- 15 16 17 -- 19 -- 21 -- -- 24
13: - - - 3 4 5 - 7 8 - -- -- 14 15 -- -- 19 -- 22 23 24
14: 0 - - - - 5 - 7 8 - 10 -- -- 13 14 -- -- -- 21 -- -- 24
15: 0 - 2 3 - 5 6 7 - - 10 11 12 13 -- -- -- 19 20 21 22 -- --
16: 0 - - 3 4 5 - - 8 - 10 11 12 -- -- -- -- 20 -- -- --
17: - 1 - - - - 7 - - 10 11 12 -- -- -- 18 19 20 21 -- 23 --
18: - 1 - 3 - 5 - 7 8 9 -- 11 -- -- -- 17 -- 19 -- 21 -- 23 --
19: - - 2 - - - - 9 -- 11 12 13 -- 15 -- 17 18 -- -- 22 23 --
20: - 1 2 3 4 5 - - - 10 11 -- -- 15 16 17 -- -- 21 -- 23 --
21: - - 2 3 4 5 - - 9 -- 11 12 -- 14 15 -- 17 18 -- 20 -- 23 --
22: 0 1 2 - - 6 - 8 - 10 11 -- 13 -- 15 -- -- 19 -- -- --
23: - - 2 - 4 - 6 7 - - -- 13 -- -- 17 18 19 20 21 -- -- 24
24: - - 2 - - - - 8 9 -- 11 12 13 14 -- -- -- -- -- -- 23 --

```

Figure 11: Example of "undirected regular" graph

0:	-	-	-	-	-	-	7	-	-	10	11	12	--	--	--	--	--	--	--	--	--	--	--	22	23	24	
1:	-	-	-	-	-	-	7	8	-	10	--	--	--	--	--	--	18	--	--	--	--	--	--	22	23	--	
2:	-	-	-	-	-	-	6	7	-	-	10	--	--	--	14	--	--	--	--	--	--	--	--	--	23	--	
3:	-	-	-	-	-	-	7	-	-	10	--	--	--	--	--	--	16	--	--	--	--	20	--	22	23	24	
4:	-	-	-	-	-	-	7	8	-	10	--	--	--	--	--	--	--	--	--	--	--	--	--	22	23	24	
5:	-	-	-	-	-	-	7	-	-	10	--	--	--	--	--	--	--	18	--	--	--	--	--	22	23	24	
6:	-	-	2	-	-	-	7	-	-	10	--	--	--	--	--	--	--	--	--	--	--	--	--	22	23	24	
7:	0	1	2	3	4	5	6	7	8	9	10	11	12	13	14	15	16	17	18	19	20	21	22	23	24		
8:	-	1	-	-	4	-	7	-	-	10	--	--	--	--	--	--	--	--	--	--	--	--	--	--	23	--	
9:	-	-	-	-	-	-	7	-	-	10	--	--	--	--	15	--	--	--	--	--	--	--	--	22	23	24	
10:	0	1	2	3	4	5	6	7	8	9	10	11	12	13	14	15	16	17	18	19	20	21	22	23	24		
11:	0	-	-	-	-	-	7	-	-	10	--	--	--	--	--	--	--	--	--	--	--	--	--	--	23	--	
12:	0	-	-	-	-	-	7	-	-	10	--	--	--	--	--	--	17	--	--	--	--	--	--	22	23	--	
13:	-	-	-	-	-	-	7	-	-	10	--	--	--	--	--	--	--	--	--	--	--	20	--	22	23	24	
14:	-	-	2	-	-	-	7	-	-	10	--	--	--	--	--	--	--	--	--	--	--	--	21	--	23	--	
15:	-	-	-	-	-	-	7	-	9	10	--	--	--	--	--	--	--	--	--	--	--	--	--	22	23	24	
16:	-	-	-	3	-	-	7	-	-	10	--	--	--	--	--	--	--	--	--	--	--	--	--	--	23	--	
17:	-	-	-	-	-	-	7	-	-	10	--	12	--	--	--	--	--	--	--	--	--	--	--	--	23	24	
18:	-	1	-	-	-	5	7	-	-	10	--	--	--	--	--	--	--	--	--	--	--	--	--	22	23	24	
19:	-	-	-	-	-	-	7	-	-	10	--	--	--	--	--	--	--	--	--	--	--	--	21	22	23	24	
20:	-	-	-	3	-	-	7	-	-	10	--	--	13	--	--	--	--	--	--	--	--	--	--	--	22	23	24
21:	-	-	-	-	-	-	7	-	-	10	--	--	--	14	--	--	--	--	--	--	--	--	19	--	22	23	24
22:	0	1	-	3	4	5	6	7	-	9	10	--	12	13	--	15	--	--	18	19	20	21	22	23	24		
23:	0	1	2	3	4	5	6	7	8	9	10	11	12	13	14	15	16	17	18	19	20	21	22	23	24		
24:	0	-	-	3	4	5	6	7	-	9	10	--	--	13	--	15	--	17	18	19	20	21	22	23	24		

Figure 12: Example of "undirected irregular" graph

9 Algorithms correctness

Algorithms correctness was checked by passing the algorithm graphs with Hamiltonian cycle and testing if algorithm would confirm existence of Hamiltonian cycle. Graphs with 50 vertices were tested, out of 4 previously mentioned types. Address of website where you can download tested graphs is located at the end of this paper. Tested graphs are located in "CorrectnessTest.rar" archive.

10 000 "directed regular" graphs are located in directory "CT_50_T_T".

10 000 "directed irregular" graphs are located in directory "CT_50_T_F".

10 000 "undirected regular" graphs are located in directory "CT_50_F_T".

10 000 "undirected irregular" graphs are located in directory "CT_50_F_F".

For every tested graph, algorithm confirmed existence of Hamiltonian cycle.

10 Algorithms efficiency

Following results were given on AMD Athlon II X64 640 3.00 GHz CPU on Windows 7.

Previously known algorithm solving Hamiltonian cycle problem - brute force search can't handle relatively small graphs. Shown below with adjacency list tested example graph with 15 vertices was solved by brute force search after 24 minutes.

0 : 1, 2, 3, 4, 6, 7, 8, 9, 10, 11, 12, 14
 1 : 1, 2, 3, 4, 6, 7, 8, 9, 10, 11, 12, 14
 2 : 1, 2, 3, 4, 6, 7, 8, 9, 10, 11, 12, 14
 3 : 1, 2, 3, 4, 6, 7, 8, 9, 10, 11, 12, 14
 4 : 1, 2, 3, 4, 6, 7, 8, 9, 10, 11, 12, 14
 5 : 1, 2, 3, 4, 6, 7, 8, 9, 10, 11, 12, 14
 6 : 1, 2, 3, 4, 6, 7, 8, 9, 10, 11, 12, 14
 7 : 1, 2, 3, 4, 6, 7, 8, 9, 10, 11, 12, 14
 8 : 1, 2, 3, 4, 6, 7, 8, 9, 10, 11, 12, 14
 9 : 1, 2, 3, 4, 6, 7, 8, 9, 10, 11, 12, 14
 10 : 1, 2, 3, 4, 6, 7, 8, 9, 10, 11, 12, 14
 11 : 1, 2, 3, 4, 6, 7, 8, 9, 10, 11, 12, 14
 12 : 1, 2, 3, 4, 6, 7, 8, 9, 10, 11, 12, 14
 13 : 1, 2, 3, 4, 6, 7, 8, 9, 10, 11, 12, 14
 14 : 1, 2, 3, 4, 6, 7, 8, 9, 10, 11, 12, 14

Algorithm shown in this paper was tested with every one of 4 types of graphs.
 Values in cells show: longest time of solving graph in seconds by an algorithm
 / number of tested graphs:

Number of vertices	"directed regular"	"directed irregular"	"undirected regular"	"undirected irregular"
25	0,029 / 40000	0,021 / 40000	0,269 / 40000	0,334 / 40000
50	0,079 / 30000	0,114 / 30000	5,165 / 30000	>250 / 30000
75	0,227 / 20000	0,474 / 20000	9,55 / 20000	>500 / 10000
100	0,857 / 10000	1,223 / 10000	64,448 / 10000	>750 / 5000

Algorithm was unable to solve following numbers of "undirected unregular"
 graphs:

3 out of 30 000 graphs with 50 vertices in 250 seconds.

8 out of 10 000 graphs with 75 vertices in 500 seconds.

23 out of 5 000 graphs with 100 vertices in 750 seconds.

These graphs are located in "Problems.rar" archive.

"Directed regular" graphs are located in directory "E_A_T_T".

"Directed irregular" graphs are located in directory "E_A_T_F".

"Undirected regular" graphs are located in directory "E_A_F_T".

"Undirected irregular" graphs are located in directory "E_A_F_F".

where A is number of vertices.

Tested graphs are located in "EfficiencyTest.rar" archive.

11 Algorithms implementation

Algorithms implementation in C#:

<http://findinghamiltoniancycle.codeplex.com/>