

Dynamics of Tectonic Plates

E. Pechersky, A. Pirogov, G. Sadowski and A. Yambartsev

June 16, 2022

Abstract

We suggest a model that describes a mutual dynamic of tectonic plates. The dynamic is a sort of stick-slip one which is modeled by a Markov random process. The process defines a microlevel of the dynamic. A macrolevel is obtained by a scaling limit which leads to a system of integro-differential equations which determines a kind of mean field systems. Conditions when Gutenberg-Richter empirical law are presented on the mean field level. These conditions are rather universal and do not depend on features of resistant forces.

1 Introduction.

Tectonic plate construction of the earth lithosphere is generally accepted and well described at the present (for example, see [1, 3]). Moreover, the tectonic plates of another planets of the solar system as Mars and Venus are a subject of investigations, as well ([2]). The tectonic plate motion as a reason of earthquakes is also widely held view. However, the mechanism of the earthquakes emergence in a course of the plate motions is subject of intensive investigations in as Geosciences and Geophysics as Mathematics and Physics (see [4, 5, 6, 7, 8]).

The most popular are models representing a *stick-slip* motion. Brace and Byerlee [9], suggested that earthquakes must be the result of a stick-slip frictional instability rather than through fracture appearance and propagation. The earthquake is being the result of a sudden slip along a pre-existing fault or plate surface and the “stick” being the interseismic period of strain accumulation. For example San Andreas Fault or Benioff-Wadati subduction

zones, seem to exhibit sudden slip events followed by “silent” slip and renewal of the contact points creating a stick behavior.

This idea has been followed through several laboratory experiments which resulting models showed to well consistency with an empirical, heuristic constitutive model named Ruina-Dietrich “rate and state-variable friction law” [10], [11]. Another theoretical models followed this idea was proposed in [4] (Burridge-Knopoff model), where experimental and theoretical results are discussed. The model in [4] is a one-dimension chain of massive blocks tied by springs and situated on rough unmoving surface. The heading block is pulled with a constant speed. Then the train of rest blocks shows the stick-slip behavior under some conditions for resistance forces between blocks and the rough surface.

In this paper we suggest a model for the stick-slip dynamics. The model describes a stochastic dynamic on micro-level. It is the stochastic dynamics of point field which is a set of contact points of surfaces with the friction. A combination of three types of changes forms the dynamics of the plate: 1) a deterministic motion causing a deformation of the contacts and strain increasing; 2) an appearance of new contacts that changes a way of the dynamic; 3) break of the existent contacts which causes a jump-wise change of the dynamic velocity. The microscopic model includes some phenomenological assumptions resulting to replacements of a number of physical phenomena by parameters. One of the parameter is a rate of contact destructions which type of is as we show, strongly related to Gutenberg-Richter law. We do not separate the elastic and plastic resistance forces as it is in [6]. For the elastic resistance we assume a linear dependence of the force of a value of the contact deformation. Presence of the plasticity we take in account by a sublinear dependence of the resistant force of the deformation. The one of a main difference of our model from those we could find in literature is that we do not use a fixed threshold to overcome a frictional resistance.

The microlevel model defined by a Markov piece-wise deterministic random process is a base for a macrolevel model represented by a system of integro-differential equations.

This model is rather universal to describe as tectonic plate motions as the friction of different matter plates one with the respect to other.

The work [13] is a numerical study of a model close to that in this paper.

A method of mean field used in this paper was also applied in the work [16].

Sections 2 and 3 contain the descriptions and the basic results including a condition when Gutenberg-Richter law is satisfied. This condition requires a special asymptotic law of the asperity breaks which we call *inverse deformation law*. The section 4 contains some rigorous descriptions.

2 The model description. Finite volume.

We consider a plate moving on a solid substrate with contact area Λ . The plate is subjected to the action of a constant force F in some fixed direction. (a *moving force*). The moving force causes a motion of the plate in the direction of F . Asperities of both plate and solid substrate can be contacted that creates a resistance force because of a deformation of the contacting asperities. The set of *contact points* we denote by Ω and its element by ω . The set Ω is a finite subset of Λ

Deteministic part

Since the plate motion, contacting asperities are being deformed to failure. We assume that the deformation of the contact points can be as purely elastic as containing a plastical component. Any contact point $\omega \in \Omega$ creates a resistant force $\varkappa \min\{x_\omega, x_\omega^\alpha\}$, where x_ω is magnitude of the asperity deformation and $0 \leq \alpha \leq 1$. The value of $1 - \alpha$ reflects a *degree of the resistance plasticity*, when $\alpha = 1$ then the resistance is purely elastic. The coefficient \varkappa is the same for all contact points. It is Hook constant when $\alpha = 1$. The sum of all resistance forces over all contact points gives the total resistance force. Therefore the summary force acting on the plate is

$$G = \left[F - \varkappa \sum_{\omega \in \Omega} \min\{x_\omega, x_\omega^\alpha\} \right]_+, \quad (2.1)$$

where $[A]_+ = \max\{A, 0\}$. This means that the resistance force cannot be greater than the moving force.

Let $\Delta_\Omega = \{x_\omega\}$ be a set of all contact point deformations

The force G causes a deterministic motion of the plate. We assume that the plate is monolithic hard object any point of which is moving with the same velocity v . The next our assumption means that dynamics of the plate under the force action follows so called Aristotle mechanics. It means that

velocity v of the motion is proportional to the acting force:

$$v = \gamma G, \quad (2.2)$$

in contrast to Newton mechanics where the acceleration is proportional to the acting force. Here γ is constant. This assumption is due to the fact that the moving plate is immersed in a viscous medium and therefore inertia, despite the large mass of the plate, has little influence on the nature of the motion.

If on a time interval $[t_1, t_2]$ the set Ω is not changed (a new contact does not appear and any existence contact does not disappear) then we have a deterministic dynamics on $[t_1, t_2]$ evolving according to the equation

$$\frac{dx_\omega(t)}{dt} = v(t) = \gamma \left[F - \varkappa \sum_{\omega' \in \Omega} z_{\omega'}^{(\alpha)}(t) \right]_+ \quad (2.3)$$

with an initial velocity value $v(t_1)$, (see (2.1) and (2.2)). Here $z_\omega^{(\alpha)} = \min\{x_\omega, x_\omega^\alpha\}$.

In the case of the elastic resistance forces ($\alpha = 1$), if

$$v(t_1) = \gamma \left[F - \varkappa \sum_{\omega' \in \Omega} x_{\omega'}(t_1) \right]_+ = \gamma \left(F - \varkappa \sum_{\omega' \in \Omega} x_{\omega'}(t_1) \right) > 0 \quad (2.4)$$

then a solution of (2.3) on $[t_1, t_2]$ is

$$v(t) = v(t_1) e^{-\kappa \gamma |\Omega| (t - t_1)} \quad (2.5)$$

for $t \in [t_1, t_2]$, where $|\Omega|$ is a number of the points (the contacts) in the set Ω (see rigorous evaluations in 4.2).

This dynamic determines the motion of the plate when the set of contact points is fixed.

Stochastic part

The deterministic dynamic is interrupted by random events of two kinds: either some contact from Ω disappears or a new contact appears. In both cases the number of the contacts is changed from $n = |\Omega|$ to either $n - 1$ or $n + 1$.

Next we describe dynamics of the appearance and disappearance (birth and death) of the contact points. Those dynamics are random and of Markov type.

Assume that there were no any random events on the interval $[t_1, t_2]$, and at t_2 a new contact appears. Its deformation is equal to 0 at the moment t_2 . The contact set Ω is changed to a set Ω' at the moment t_2 , and the new deformation set is $\Delta_{\Omega'} = \Delta_{\Omega} \cup \{0\} = \{0, x_{\omega} : \omega \in \Omega\}$.

It is assumed that the birth of new contact points at t_2 depends on the velocity $v(t_2) = \gamma \left[F - \varkappa \sum_{\omega' \in \Omega} z_{\omega'}^{(\alpha)}(t_2) \right]_+$ of the plate. This dependence is determined by a birth intensity $c_b(v(t)) > 0$ which is a derivative $\left. \frac{dp(t)}{dt} \right|_{t=t_2}$ of the new contact point appearance probability $p(t_2)$ given there were no any random events before (on the interval $[t_1, t_2]$). The function c_b should reflect physical properties of the plate such as a fractal dimension of the asperities and many others. It is clear that new contacts do not appear if the velocity v is zero, hence $c_b(0) = 0$. A natural choice of c_b is $c_b(v) = \bar{c}_b v$, linear dependence on the velocity, where $\bar{c}_b > 0$.

Because the new contact deformation is 0 then $\sum_{\omega' \in \Omega} z_{\omega'}^{(\alpha)}(t_2) = \sum_{\omega' \in \Omega'} z_{\omega'}^{(\alpha)}(t_2)$. Thus the velocity $v(t)$ is continues at $t = t_2$. However the velocity derivative $\left. \frac{dv(t)}{dt} \right|_{t=t_2}$ at t_2 is discontinuous. The left derivative at t_2 is greater than the right one at the same time t_2 . In the case of elastic resistance forces:

$$\lim_{t \uparrow t_2} \frac{dv(t)}{dt} = -\gamma \kappa n v(t_1) e^{-\gamma \kappa n (t_2 - t_1)} > \lim_{t \downarrow t_2} \frac{dv(t)}{dt} = -\gamma \kappa (n+1) v(t_1) e^{-\gamma \kappa n (t_2 - t_1)},$$

where $n = |\Omega|$.

The disappearance (death) of a contact ω from Ω is determined by the intensity $c_u(x_{\omega})$. This intensity may depend on the deformation x_{ω} . If at the moment t_2 the contact ω disappears then the velocity has discontinuity at t_2 . The velocity is enlarging by the value $z_{\omega}^{(\alpha)}$. We shall assume that the velocity is continuous from the right at t_2 , that is

$$\lim_{t \downarrow t_2} v(t) = v(t_2).$$

Complete view

We describe now a complete evolution of the plate velocity by the dynamic described above. The time is split into the intervals $[0, \infty] = \bigcup [t_i, t_{i+1}]$ such that on every interval $[t_i, t_{i+1}]$ the plate is moving deterministically with according to (2.3) and (2.5) with changing t_1 by t_i . The set of the points $R = \{t_i\}$ is the moments of random events: either a new contact appears

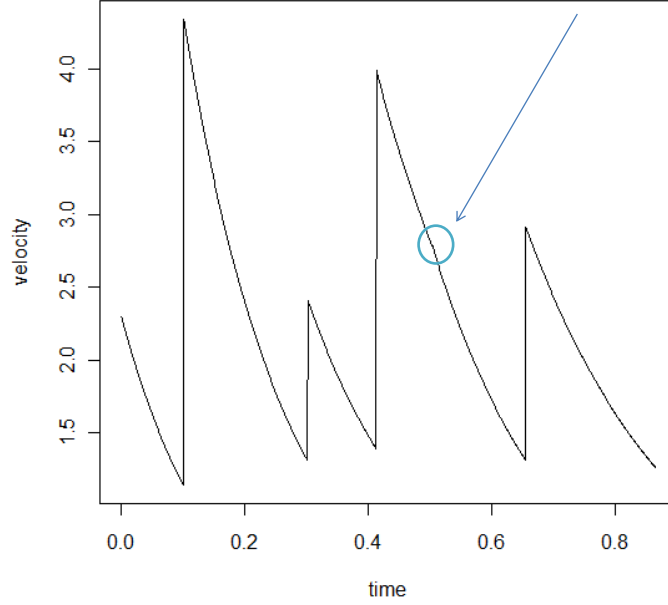


Figure 1: A typical path of velocity $v(t)$ is a piece-wise continuous function between two nearest deaths of contacts. The velocity has jumps at moments of the death of particle.

or one of the existing contact disappears. Let $R = R_b \cup R_u$, the set of the random moments is split by the set R_b of the appearing contacts and the set R_u of the disappearing contacts.

Any disappearance of the contact releases an energy which switches to an energy of seismic waves in the plates. The amount of released energy depends on the deformation value x_ω of the disappeared contact. We assume that the seismic wave energy is proportional to $\min\{x_\omega^2, x_\omega^{1+\alpha}\}$. If x_ω is large then the oscillation amplitude may be large which can be observed as an earthquake.

A typical random path of the velocity is presented on Figure 2.

3 Scaling limit. Infinite volume

In this section we propose an analytical approach which allows to study some properties of the defined model. The idea is to consider a very large number of the asperities. It means that we consider a limit of the size of the contact area Λ going to infinity. In the limit we obtain infinite number of asperities and then a distribution of the asperity deformations is described by a density function $\rho(x, t)$ meaning a 'number' of the asperities having their deformation equal to x at the moment t . To have reasonable model in this limit we have to change the values of the parameters determining the plate motion model. Some of the parameters must depend on the size of the contact surface Λ . Namely, the birth intensity $c'_b = c_b\Lambda$ and the acting force $F' = F\Lambda$, are proportional to the size Λ . The death parameter we take without changes $c'_u = c_u$. Further we omit the sign '.

An equation described a behaviour of the density $\rho(x, t)$ derived from balance considerations is

$$\frac{\partial \rho(x, t)}{\partial t} + v(t) \frac{\partial \rho(x, t)}{\partial x} = \bar{c}_b v(t) \delta_0(x) - c_u(x) \rho(x, t), \quad (3.1)$$

where

$$v(t) = \gamma \left(F - \kappa \int_{-\infty}^{+\infty} z^{(\alpha)}(x) \rho(x, t) dx \right)_+, \quad (3.2)$$

where $z^{(\alpha)}(x) = \min\{x, x^\alpha\}$. Here we define the function $\rho(x, t)$ on all line $x \in \mathbb{R}$ such that it is equal to 0 when $x < 0$.

In two next subsections we study some properties of solutions of (3.1), (3.2).

3.1 Stationary state and Gutenberg-Richter law

In this subsection we study some properties of (3.1) in the case of a stationary regime when $\rho(x, t)$ does not depend on time t . The equation (3.1) is then

$$v \frac{d\rho}{dx}(x) = \bar{c}_b v \delta_0(x) - c_u(x) \rho(x), \quad (3.3)$$

(cf (3.21)). Because of the stationarity the velocity v of the plate does not depend on time t . It means that v is a constant in (3.3). The solution of (3.3) connects $\rho(x)$ and v as the following

$$\rho(x) = \begin{cases} \bar{c}_b v \exp\left\{-\frac{1}{v} \int_0^x c_u(y) dy\right\}, & \text{when } x > 0, \\ 0, & \text{when } x < 0. \end{cases} \quad (3.4)$$

The density at $x = 0$ is $\rho(0) = \bar{c}_b v$.

We suppose that an energy releasing when an asperity deformed for a size x is disrupted is

$$e(x) = \mu z^{(1+\alpha)}(x),$$

where $0 \leq \alpha \leq 1$ and $z^{(1+\alpha)}(x) = \min\{x^2, x^{1+\alpha}\}$. The elastic interaction of the asperities corresponds to $\alpha = 1$. A degree of the plasticity is taken in account by $\alpha < 1$.

The Gutenberg-Richter law claims that

$$c_u(x)\rho(x) \simeq B \frac{1}{(\mu x^{1+\alpha})^q} \quad (3.5)$$

for large x (at least, $x > 1$) and some $q > 1$ (see [?]). The left hand side of this relation is the number of the demolished contacts achieved their deformation values equal to x . The relation (3.5) corresponds to observable data showing a power degree of the shock number decreasing with an inverse energy growth.

The equation (3.5) shows a mutual behavior dependence of $c(x)$ and $\rho(x)$ for large x :

$$\rho(x) \simeq \frac{A}{x^p c_u(x)}, \quad (3.6)$$

where $A = \frac{B}{\mu^q}$ and $p = q(1 + \alpha)$. The relation

$$\bar{c}_b v \exp \left\{ -\frac{1}{v} \int_0^x c_u(y) dy \right\} \simeq \frac{A}{x^p c_u(x)} \quad (3.7)$$

follows from (3.4). The relation is assumed to be valid for the large x . Let $x_0 > 1$ be a threshold value such that (3.7) is exact equation for $x > x_0$:

$$\bar{c}_b v \exp \left\{ -\frac{1}{v} \int_0^x c_u(y) dy \right\} = \frac{A}{x^p c_u(x)}. \quad (3.8)$$

Taking logarithm and derivative of (3.8) we obtain the differential equation

$$\frac{1}{v} c_u(x) = \frac{p}{x} + \frac{c'_u(x)}{c_u(x)} \quad (3.9)$$

on the interval $[x_0, \infty]$, where $c'_u(x)$ means the derivative of $c_u(x)$. We assume an initial value $c_u(x_0) > 0$ is given.

Inverse deformation law

Assume that Gutenberg-Richter law is satisfied then if $(q(1 + \alpha) - 1)v > 0$ then the solution of (3.9) is

$$c_u(x) = \frac{(q(1 + \alpha) - 1)v}{x}, \quad (3.10)$$

That (3.10) is the solution of (3.9) can be verified directly.

The relation (3.10) shows that the disrupting asperity rate is decreasing approximately as $\frac{1}{x}$: greater the asperity deformation x less a probability to be disrupted.

It follows from (3.6) that the density ρ is decreasing as $\frac{1}{x^{p-1}}$. The relation

$$\rho(x) \simeq \frac{1}{x^{q(1+\alpha)-1}}, \quad (3.11)$$

when x is large, shows that the mean value $\int x\rho(x)dx$ is finite if $q \geq \frac{3}{1+\alpha}$. If the interaction of the asperities is elastic, i.e. $\alpha = 1$ then it might be $q = 1.5$. The measurements of real shock number give $q = 1.6$. It means that $\alpha = 0.875$. We can say that a *degree of the plasticity* is 0.125.

In (3.10) the velocity v is unknown. A problem may appear if $v = 0$. The functions $c_u(x)$ such that $v > 0$ are suggested in examples described in the next subsection.

3.1.1 Examples

The following examples show existence of models with the inverse deformation law. We consider the following rate of the contact destruction

$$c_u(x) = \begin{cases} b_0, & \text{if } x \leq x_0, \\ b_0 \frac{x_0}{x}, & \text{if } x \geq x_0 \end{cases} \quad (3.12)$$

where $x_0 > 1$. It follows from (3.4) that v is a solution of the equation

$$\rho(x) = \begin{cases} c_b v \exp\{-\frac{1}{v} b_0 x\}, & \text{if } x \leq x_0, \\ c_b v \exp\{-\frac{1}{v} b_0 x_0\} \left(\frac{x_0}{x}\right)^{\frac{b_0 x_0}{v}}, & \text{if } x \geq x_0. \end{cases} \quad (3.13)$$

In order to have $v > 0$ (see (3.2)) the inequality $v < \frac{b_0 x_0}{2}$ must hold. It all be checked later. It follows from (3.2) that

$$v = \gamma F - \gamma \varkappa \left[G_1 + G_2 \frac{v}{b_0 x_0 - 2v} x_0^2 \right], \quad (3.14)$$

where G_1 and G_2 depend on v and are

$$\begin{aligned} G_1 &= c_b \frac{v^2}{b_0} \left[\left(1 + \frac{v}{b_0} \right) - \left(x_0 + \frac{v}{b_0} \right) \exp \left\{ -\frac{b_0 x_0}{v} \right\} \right], \\ G_2 &= c_b v \exp \left\{ -\frac{b_0 x_0}{v} \right\}. \end{aligned}$$

The expression in the brackets of reefve is result of the integral $\int_0^\infty x \rho(x) dx$. The equation (3.14) has a solution for any parameters $\gamma, \varkappa, F, c_b, b_0, x_0$. Indeed, at $v = 0$, the value of the right hand side of (3.14) is positive (equal to γF) and is 0 on the left-hand side, and at $v = \frac{b_0 x_0}{2}$ the value of (3.14) is negative on the left-hand side (because $\frac{v}{b_0 x_0 - 2v} = \infty$). Therefore there exists a value of $v = v_0$ where left and right sides of (3.10) are equal.

3.2 Non-stationarity

Finding a solution of (3.1) in general case is rather a difficult problem. We describe a non-stationary behavior of the system in a particular case when the disruption intensity, $c_u(x) \equiv \bar{c}_u$ does not depend on the deformation value x . This model was studied in [14] on the micro-level. Here we obtain the same results on the macro-level.

We reduce the study of (3.1) to a dynamical system which can be completely investigated.

All formal considerations see in the section 4

3.2.1 A dynamical system

Define

$$N(t) = \int \rho(x, t) dx \text{ and } M(t) = \int x \rho(x, t) dx.$$

Then $v(t) = \gamma(\bar{F} - \kappa M(t))_+$ (see (3.2)).

We assume and check it later that $\rho(x) \rightarrow 0$ and $x \rho(x) \rightarrow 0$, when $x \rightarrow \infty$.

Integrating (3.1) over x we obtain

$$\frac{dN(t)}{dt} = \bar{c}_b v(t) - \bar{c}_u N(t) \tag{3.15}$$

Multiplying (3.1) by x and integrating, we obtain

$$\frac{dM(t)}{dt} + \bar{v}(t) \int x \frac{\partial \rho(x, t)}{\partial x} dx = -\bar{c}_u M(t), \tag{3.16}$$

because of $\int x\delta_0(x)dx = 0$. Evaluating the integral in the left-hand side of (3.16) by parts we obtain the following system of equations on the plane (N, M) :

$$\begin{cases} dN/dt &= \bar{c}_b v - \bar{c}_u N \\ dM/dt &= vN - \bar{c}_u M \end{cases} \quad (3.17)$$

describing a dynamical system in the plane.

In the quarter-plane (M, N) , $M > 0$, $N > 0$, there exists a unique point (M_0, N_0) which is a fixed point of (3.17). It means that (M_0, N_0) is a solution of (3.17) at the assumption that $\frac{dM}{dt} = \frac{dN}{dt} = 0$. This solution is

$$\begin{aligned} M_0 &= \frac{F}{\kappa} - \frac{F}{2\gamma\kappa a} \left[\sqrt{1 + 4\gamma a} - 1 \right] \\ N_0 &= \frac{\bar{c}_b}{\bar{c}_u} \frac{F}{2a} \left[\sqrt{1 + 4\gamma a} - 1 \right], \end{aligned} \quad (3.18)$$

where

$$a = \gamma\kappa F \frac{\bar{c}_b}{\bar{c}_u^2}. \quad (3.19)$$

The fixed point (M_0, N_0) is stable, that is the dynamic (3.17) is such that a point $(M(t), N(t))$ is attracted to (M_0, N_0) if $(M(t), N(t))$ is in a neighborhood of (M_0, N_0) . There are two different ways how a path $(M(t), N(t))$ is moving to (M_0, N_0) . The type of the ways depends on a value of a . This behavior is investigated by a linearization of the non-linear equations (3.17) (see section 4). At the fixed point, the density $\rho(x, t)$ does not depend on time and is equal to

$$\rho(x) = \bar{c}_b v_0 \exp \left\{ -\frac{\bar{c}_u}{v_0} x \right\}, \quad (3.20)$$

being a solution of the stationery version

$$v_0 \frac{\partial \rho(x)}{\partial x} = \bar{c}_b v_0 \delta_0(x) - \bar{c}_u \rho(x) \quad (3.21)$$

of (3.1). The velocity v_0 at the fixed point is a solution of the cubic equation

$$v = \gamma F - \gamma\kappa \frac{\bar{c}_b}{\bar{c}_b^2} v^3,$$

which has an unique positive solution between $v = 0$ and $v = \sqrt[3]{\frac{F\bar{c}_u^2}{\gamma\bar{c}_b}}$ (see (3.2)).

Remark that in the stationary regime ρ is exponentially decreasing. Therefore Gutenberg-Richter law is not satisfied for a constant intensity c_u of the disruptions.

4 Mathematical tools

In this section we present a mathematical justifications of the facts described in the previous sections.

4.1 Markov process

The model description in section 2 shows that the stochastic dynamic of the plate is a Markov proces which we define now.

Remark that in that description it does not matter what are positions of the points ω in the area Λ . The displacement x_ω of any contact point ω is only essential (see (2.3) and (2.5)). Thus a state of the moving plate is described by a set

$$\mathbf{x} := \{x_\omega\}_{\omega \in \Omega} \subset \mathbb{R}_+ = [0, \infty). \quad (4.1)$$

of all displacements of the contacts Ω .

It is clear that we consider one-dimensional model.

Further we will omit the index ω . Let X be a set of all finite configurations $X = \{\mathbf{x} \subset \mathbb{R}_+, |\mathbf{x}| < \infty\}$, where $|\mathbf{x}|$ means a number of points in \mathbf{x} .

As was said in the section 2 the random events in the dynamic are separated by a period of the deterministic motion during which configuration \mathbf{x} moves into the positive direction as a rigid rod. The deterministic motion is described by the relations (2.1) – (2.5). Recall that in the elastic case

$$v(t) = v(0)e^{-\gamma \kappa n t}, \quad (4.2)$$

where $n = |\mathbf{x}|$ (see (2.5)). The formula (4.2) defines the plate dynamic when there are no any random events on the interval $[0, t]$ that means that the number the contact points (which is equal to the element number in the set \mathbf{x}) is not changed on this interval and equal to n .

Often in futher, a point $x \in \mathbf{x}$ of any configuration \mathbf{x} we will call also *particle*.

The stochastic Markov dynamic

There exist two kinds of the perturbations of the smooth deterministic dynamic: by a birth of a new particle or by a death of one of the existent particles.

The born particles are always localized at $0 \in \mathbb{R}_+$ at the moment of their appearance. Thus it does not create immediately a resistant force. The

birth intensity we denoted by $c_b = c_b(v(t))$. The intensity $c_u = c_u(x(t))$ of the death of any particle may depend on localization $x(t)$ of the particle deformation.

Remark that the velocity $v(t)$ in the stationary state is always positive except the case $c_u(x) \equiv 0$. Any displacement $x \in \mathbf{x}$ cannot exceed the value $\left(\frac{F}{\varkappa}\right)^{\frac{1}{\alpha}}$.

The dynamics of the process is described by the following infinitesimal operator formalism. First we describe a set of Markov process states which is

The configuration set (the set of states) we define as

$$\begin{aligned} \mathcal{X} &= \bigcup_{n=0}^{\infty} \left\{ \{n\} \times \left[0, \frac{F}{\varkappa}\right]^n \right\} \\ &= \left\{ (n, x_1, \dots, x_n) : n \in \mathbb{N}, \mathbf{x} = (x_1, \dots, x_n) \in \left[0, \left(\frac{F}{\varkappa}\right)^{\frac{1}{\alpha}}\right]^n \right\} \end{aligned} \quad (4.3)$$

Every state (n, x_1, \dots, x_n) means that there are n the contact points (the particles) and $\mathbf{x} = (x_1, \dots, x_n)$ describes the deformations of the contacts.

Infinitesimal generator. Let $\mathbf{H} = \{f = (f_n)\}$ be a set of continuous functions on \mathcal{X} , i.e. every $f_n : \{n\} \times [0, \frac{F}{\varkappa}]^n \rightarrow \mathbb{R}$ is continuous. We shall omit the index n if it does not lead to misunderstanding and write $f(n, x_1, \dots, x_n)$ instead $f_n(n, x_1, \dots, x_n)$. The infinitesimal operator L of the Markov process defined on \mathbf{H} is

$$\begin{aligned} Lf(n, \mathbf{x}) &= v \sum_{i=1}^n \frac{\partial f}{\partial x_i} \\ &\quad + c_b(v)[f(n+1, x_1, \dots, x_n, 0) - f(n, x_1, \dots, x_n)] \\ &\quad + \sum_{j=1}^n c_u(\hat{x}_j)[f(n-1, x_1, \dots, \hat{x}_j, \dots, x_n) - f(n, x_1, \dots, x_n)], \end{aligned} \quad (4.4)$$

where \hat{x}_j means that the variable x_j is not presented in the list of variables, and we recall that $v(n, x_1, \dots, x_n) = \gamma[F - \varkappa \sum_{i=1}^n x_i]_+$. The first term in (4.4) corresponds to the deterministic plate motion between the random events. The second term reflects the birth event and the third term reflects the death event.

The Markov process defined by the operator L is piece-wise deterministic process (see [15]).

4.2 Solution (2.5) of equation (2.3)

Finding the solution of (2.3) on the interval $[t_1, t_2]$ introduce $X(t) = \sum_{\omega \in \Omega} x_\omega$. It follows from the elastic version of (2.3) that

$$nv(t) = \frac{dX(t)}{dt} = n\gamma (F - \varkappa X(t)), \quad (4.5)$$

where $n = |\Omega|$ is the number of the contacts. The general solution (4.5) is

$$X(t) = \frac{F}{\varkappa} + Ce^{-n\gamma\varkappa(t-t_1)}, \quad (4.6)$$

where C must be defined from $X(t_1)$, that is $C = X(t_1) - \frac{F}{\varkappa}$. However if only the velocity $v(t_1)$ is known then $C = -\frac{v(t_1)}{\varkappa\gamma}$. Now (2.5) follows from (4.6).

4.3 A dynamical system

The stationary point (3.20) can be of two types: stable focus or stable node.

Essential role in the following plays the combination of the parameters

$$a = \gamma\kappa\bar{F}\frac{\bar{c}_b}{\bar{c}_u^2}, \quad (4.7)$$

which we call an *order parameter*.

Theorem 4.1. *There exists in \mathbb{R}_+^2 only solution (M_0, N_0) of the equations $dM/dt = dN/dt = 0$ ((3.17)):*

$$\begin{aligned} M_0 &= \frac{\bar{F}}{\kappa} - \frac{\bar{F}}{2\gamma\varkappa a} \left[\sqrt{1 + 4\gamma a} - 1 \right] \\ N_0 &= \frac{\bar{c}_b}{\bar{c}_u} \frac{\bar{F}}{2a} \left[\sqrt{1 + 4\gamma a} - 1 \right] \end{aligned} \quad (4.8)$$

The linearized at (M_0, N_0) equations (3.17) are

$$\begin{aligned} dM/dt &= -(\bar{c}_u + \varkappa N_0)(M - M_0) + (\bar{F} - \varkappa M_0)(N - N_0) \\ dN/dt &= -\varkappa\bar{c}_b(M - M_0) - \bar{c}_u(N - N_0) \end{aligned} \quad (4.9)$$

The determinant of the matrix

$$\mathcal{M} = \begin{pmatrix} -(\bar{c}_u + \varkappa N_0) & \bar{F} - \varkappa M_0 \\ -\varkappa\bar{c}_b & -\bar{c}_u \end{pmatrix}$$

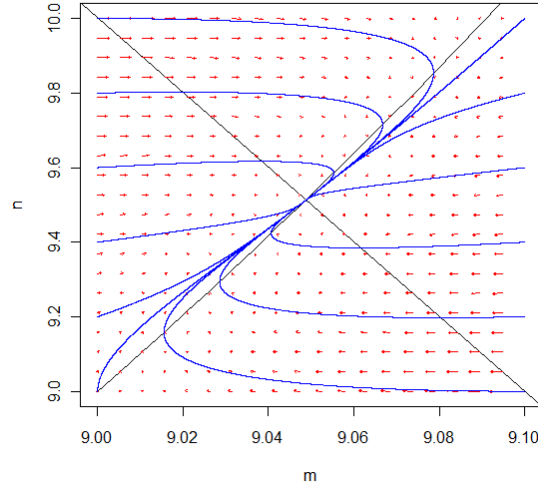


Figure 2: The integral curves of the field (3.17), $a < 20$.

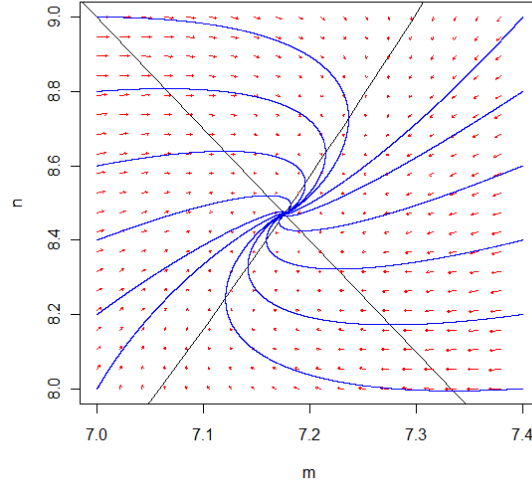


Figure 3: The integral curves of the field (3.17), the case $a > 20$.

is positive. Therefore the trace (the sum of the eigenvalues) of M is negative.

If the order parameter $a < 20$ then the eigenvalues are complex and the point (M_0, N_0) is the stable focus, if $a > 20$ the both eigenvalues are negative then the point (M_0, N_0) is the stable node. The constant a is defined by (4.7) (see Figure 2 and 3).

References

- [1] Kent C. Condie, Butterworth Heinemann, Plate Tectonics and Crustal Evolution, Oxford, Amsterdam, Boston, London, New York, Paris, San Diego, San Francisco, Singapore, Sydney, Tokyo, 1997
- [2] Superplumes: Beyond Plate Tectonics, edited by David A. Yuen, Shigenori Maruyama, Shun-Ichiro Karato, and Brian F. Windley, Springer, 2007
- [3] Neville J. Price, Major Impact and Plate Tectonics, Routledge, London and New York, 2005
- [4] R. Burridge and L. Knopoff, Model and Theoretical Seismicity, Bulletin of Seismological Society of America, 57, 3, 341-347, 1967
- [5] J. M. Carlson and J. S. Langer, Properties of Earthquakes Generated by Fault Dynamics, Phys. Rev. Lett., 62, 22, 2632-2635, 1989
- [6] Yohai Bar Sinai, Efim A. Brener and Eran Bouchbinder, Slow rupture of frictional interfaces, Geophysical Research Letters, 39, L03308, 2012
- [7] L. Petrova and B. Pavlov, Tectonic plate under a localized boundary stress: fitting of a zero-range solvable model, Journal of Physics A, 41 (2008) 085206
- [8] A. Saichev and D. Sornette, Theory of Earthquake REcurrence Times, J. Geophys. Res., 112, B04313, 2007 Physical Review Letters, 76, 2599
- [9] W.F.Brace and J.D.Byerlee. Stick slip as a mechanism for earthquakes. Science 153, 990992 (1966).
- [10] Christopher H. Scholz. Earthquakes and friction laws. NATURE 391, 1 JANUARY 1998.

- [11] Andy Ruina, Slip Instability and State Variable Friction Laws, Journal of Geophysical Research, 88, B12, 10,359-19,370, 1983
- [12] T. Yamaguchi, M. Morishima, M. Doi, T. Hori, H. Sakaguchi and J-P. Ampuero, Gutenberg-Richter's law in sliding friction of gels, Journal of Geophysical Research, 2011
- [13] O.M. Braun and M. Peyrard, Master equation approach to friction at the mesoscale, Phys. Rev. E 82, (2010) 036117
- [14] E. Pechersky, G. Sadowski, Y. Suhov, and A. Yambartsev A Markov process of tectonic plate motions. In- ternational Mathematical Conference 50 Years of IPPI, 2011, Talk abstracts, <http://iitp.ru/ru/conferences/839.htm>
- [15] M.H.A. Davis, Markov Models and Optimization, Chapman & Hall, London, 1993.
- [16] Y.G. Kondratiev and S. Pirogov, Markov Process of Muscle Motors, Nonlinearity, 21, 8, August, 1911-1928, 2008