

# On the numerical treatment of dissipative particle dynamics and related systems

Benedict Leimkuhler and Xiaocheng Shang\*

School of Mathematics, University of Edinburgh, Edinburgh, EH9 3JZ, UK

December 3, 2024

## Abstract

We review and compare numerical methods that simultaneously control temperature while preserving the momentum, a family of particle simulation methods commonly used for mesoscale models for complex fluids and polymers. The class of methods considered includes dissipative particle dynamics (DPD) as well as extended stochastic-dynamics models incorporating a generalized pairwise thermostat scheme in which stochastic forces are eliminated and the coefficient of dissipation is treated as an additional auxiliary variable subject to a feedback (kinetic energy) control mechanism. In the latter case, we consider the addition of a coupling of the auxiliary variable, as in the Nosé-Hoover-Langevin (NHL) method, with stochastic dynamics to ensure ergodicity, and find that the convergence of ensemble averages is substantially improved. The techniques discussed here are fully consistent with hydrodynamics (Galilean invariant) and straightforward to treat numerically. To this end, splitting methods are developed and studied in terms of their thermodynamic accuracy, two-point correlation functions, and convergence. In terms of computational efficiency as measured by the ratio of thermodynamic accuracy to CPU time, we report significant advantages in simulation for the pairwise NHL method compared to popular alternative schemes (up to an 80% improvement), without degradation of dynamical properties or convergence rate.

## 1 Introduction

Stochastic momentum-conserving thermostats, which correctly capture long-ranged hydrodynamic interactions, are increasingly popular tools for simulation of simple and complex fluids [4]. The first important scheme of this type was dissipative particle

---

\*Corresponding author. Email: x.shang@ed.ac.uk

dynamics (DPD), introduced by Hoogerbrugge and Koelman [32] in 1992 for simulating complex hydrodynamic behaviour at a mesoscopic level that is not accessible by conventional molecular dynamics (MD) [5, 22]. In DPD, a collection of fluid molecules are grouped at the coarse-grained level and treated as a discrete particle. These particles interact at short range in a soft potential, thereby allowing larger timesteps than would be possible in MD, while simultaneously decreasing the number of degrees of freedom required. DPD thus bridges the gap between microscale (atomistic methods, e.g. molecular dynamics) and macroscale (continuum methods, e.g. Navier-Stokes) models and can be used to recover thermodynamic, dynamic and rheological properties of complex fluids, with applications to colloidal particles [10], polymer molecules [55] and fluid mixtures [15].

A great deal of effort has been devoted to the design of simple, efficient and accurate numerical methods to solve the DPD system due to its promising prospects from the applications perspective. In the example of lipid bilayers, new phenomena arise as the time scale of the system that we are investigating is increased [37]. However, not all algorithms are rigorously founded and may not perform satisfactorily in large scale simulations (see discussions in [9, 65, 48, 14]). All of the methods exhibit pronounced artifacts with increasing integration stepsizes due to the discretization error, typically manifest in the form of statistical bias in the calculation of thermodynamic averages. A previous study [36] suggested that, without performing serious checks for each method, the only reliable approach is to use vanishingly small stepsizes, since most of the schemes proposed are formally convergent at some order of accuracy. However, we argue that using very small stepsize significantly limits the time scales accessible for DPD simulation, particularly in large scale simulations.

One of the key questions we tackle in this article is “What is the largest integration stepsize that can be used without damaging both static and dynamic properties?” Answering this question leads to a better understanding of the overall efficiency of each method and the validity of the schemes in the computation-intensive setting (large particle number/long-time interval). Recently, a systematic approach to thermodynamic bias in numerical computations has been used to study the accuracy and efficiency of methods for Langevin dynamics [11, 42, 43]. The approach suggested is to determine the order of accuracy of a stochastic scheme in relation to its effective invariant distribution (and, thus, with respect to steady state averages computed using numerical trajectories). This technique has led to greatly improved numerical methods for Langevin dynamics, and it is in principle applicable to momentum-conserving thermostat schemes as well. However these results are based on asymptotic expansion and thus are only relevant in the limit of small stepsize (whereas we are interested in the large stepsize threshold). Moreover we find that the analytical computations necessary to perform expansions in the DPD and pairwise NHL cases are in typical cases highly complex; we therefore restrict ourselves in this article to outlining some fundamental and illustrative applications of the theory. In particular for certain symmetric methods, we can demonstrate the even-order approximation of long-time averages. The same conclusion may be reached for additional schemes of a specific structure (related to the

Geometric Langevin Algorithms of [11]).

A new stochastic momentum-conserving thermostat is introduced in this article that can be used in place of DPD or in nonequilibrium molecular dynamics (NEMD) based on stochastic extension of a scheme in a recent paper by Allen and Schmid [4]. This method is particularly inexpensive to implement and is found to have a very high stepsize stability threshold compared to alternatives.

In typical cases, for understanding the stepsize stability threshold and the performance of different schemes, we are forced to rely on numerical experiment. An excellent survey of the performances of a number of methods was undertaken by Nikunen *et al.* [48] in 2003. Since then, and despite many additions to the arsenal of methods, such a comparison has been lacking. To this end, we test a number of popular methods [9, 58, 16] from the DPD literature together with additional methods [46, 52, 61] that are used in popular software packages. For each method, we examine calculations such as kinetic and configurational temperatures, average potential energy, radial distribution function, velocity autocorrelation functions and angular momentum autocorrelation functions, which gives information on the rotational relaxation process.

The outline of the article is as follows. We first review the formulation and various integration schemes of DPD in Section 2. Two extended variable momentum-conserving thermostats are presented in Section 3 with the latter newly proposed in this article. In Section 4, we show second order convergence to the invariant distribution of a couple of nonsymmetric splitting methods. Various numerical experiments are carried out in Section 5 to compare all the schemes introduced in the article. We summarize our findings in Section 6.

## 2 Dissipative Particle Dynamics

### 2.1 Formulation of DPD

The original version of DPD [32] updated the system in discrete time steps and was later reformulated by Español and Warren in 1995 [19] as a system of stochastic differential equations (SDEs).

Consider  $N$  particles with positions  $\mathbf{q}_i$ , momenta  $\mathbf{p}_i$  and masses  $m_i$  for  $i = 1, \dots, N$  evolving in dimension  $d$ . The time evolution of the DPD particles, each of which represents a cluster of molecules, is governed by Newton's equations

$$\frac{d\mathbf{q}_i}{dt} = \frac{\mathbf{p}_i}{m_i}, \quad \frac{d\mathbf{p}_i}{dt} = \mathbf{F}_i, \quad (1)$$

where  $\mathbf{F}_i$  is the total interparticle force acting on particle  $i$  due to the presence of the other particles. The force is composed of three pairwise contributions

$$\mathbf{F}_i = \sum_{j \neq i} (\mathbf{F}_{ij}^C + \mathbf{F}_{ij}^D + \mathbf{F}_{ij}^R), \quad (2)$$

where  $\mathbf{F}_{ij}^C$ ,  $\mathbf{F}_{ij}^D$  and  $\mathbf{F}_{ij}^R$  represent conservative, dissipative and random forces, acting on particle  $i$  due to the  $j$ -th particle, respectively.

The conservative force controlling the thermodynamics of the DPD system is normally chosen as

$$\mathbf{F}_{ij}^C = \begin{cases} a_{ij} \left(1 - \frac{q_{ij}}{r_c}\right) \hat{\mathbf{q}}_{ij}, & q_{ij} < r_c; \\ 0, & q_{ij} \geq r_c, \end{cases} \quad (3)$$

where parameters  $a_{ij}$  are symmetric ( $a_{ij} = a_{ji} \geq 0$ ) representing the maximum repulsion strength between particle  $i$  and particle  $j$ , and  $r_c$  is a certain cutoff radius. The relative positions are denoted by  $\mathbf{q}_{ij} = \mathbf{q}_i - \mathbf{q}_j$  with length  $q_{ij} = |\mathbf{q}_{ij}|$  and the unit direction from  $\mathbf{q}_j$  to  $\mathbf{q}_i$  by  $\hat{\mathbf{q}}_{ij} = \mathbf{q}_{ij}/q_{ij}$ . It should be noted that there are many alternative choices for the mesoscopic force field. For example, a Lennard-Jones type potential has been used in combination with DPD thermostat in simulating equilibrium and nonequilibrium molecular dynamics [60]. Potentials may also be obtained by direct coarse-graining of a microscopic system [47, 41]. Although we assume the simple force law (3), many of the observations of this article would hold for more general conservative force fields.

The dissipative and random forces behave as a thermostat to keep the temperature constant and are given by

$$\mathbf{F}_{ij}^D = -\gamma\omega^D(q_{ij})(\hat{\mathbf{q}}_{ij} \cdot \mathbf{v}_{ij})\hat{\mathbf{q}}_{ij}, \quad (4)$$

$$\mathbf{F}_{ij}^R = \sigma\omega^R(q_{ij})\theta_{ij}\hat{\mathbf{q}}_{ij}, \quad (5)$$

where  $\gamma$  and  $\sigma$  represent the dissipative and random strengths respectively,  $\omega^D$  and  $\omega^R$  are position-dependent weight functions, and the relative velocities are denoted by  $\mathbf{v}_{ij} = \mathbf{p}_i/m_i - \mathbf{p}_j/m_j$ .  $\theta_{ij}$  is a symmetric ( $\theta_{ij} = \theta_{ji}$ ) Gaussian white-noise term with the following stochastic property

$$\langle \theta_{ij}(t) \rangle = 0, \quad \langle \theta_{ij}(t)\theta_{kl}(t') \rangle = (\delta_{ik}\delta_{jl} + \delta_{il}\delta_{jk})\delta(t - t'), \quad (6)$$

and is chosen independently for each pair of interacting particles at each time step.

The canonical ensemble is not preserved in the original formulation of DPD of [32]. This has been corrected by Español and Warren [19] who showed that certain conditions have to be satisfied to guarantee that the DPD system has the same invariant distribution as would be obtained in cases where the dissipative and random forces are put to zero, namely:

$$\omega^D(q_{ij}) = [\omega^R(q_{ij})]^2, \quad \sigma^2 = 2\gamma k_B T, \quad (7)$$

where  $k_B$  is the Boltzmann constant and  $T$  the equilibrium temperature. This is the fluctuation-dissipation theorem for the DPD thermostat involving dissipative and random forces only. Then it can be easily shown that the canonical ensemble is preserved with invariant distribution defined by the density

$$\rho_\beta(\mathbf{q}, \mathbf{p}) = \frac{1}{Z} \exp(-\beta H(\mathbf{q}, \mathbf{p})), \quad (8)$$

where  $\beta^{-1} = k_B T$ ,  $Z$  is a normalization constant and  $H(\mathbf{q}, \mathbf{p})$  is the Hamiltonian defined as

$$H(\mathbf{q}, \mathbf{p}) = \sum_i \frac{\mathbf{p}_i^2}{2m_i} + U(\mathbf{q}) = \sum_i \frac{\mathbf{p}_i^2}{2m_i} + \frac{1}{2} \sum_i \sum_{j \neq i} U(q_{ij}), \quad (9)$$

where the “soft” pair potential energy  $U(q_{ij})$  corresponding to the conservative force (3) is defined as

$$U(q_{ij}) = \begin{cases} \frac{a_{ij} r_c}{2} \left(1 - \frac{q_{ij}}{r_c}\right)^2, & q_{ij} < r_c; \\ 0, & q_{ij} \geq r_c. \end{cases} \quad (10)$$

Due to the fact that the algorithm depends on relative velocities and the interactions between particles are symmetric, both total and angular momenta are conserved, DPD is therefore an isotropic Galilean-invariant thermostat which preserves hydrodynamics [4]. If periodic boundary conditions are used, the angular momentum will be destroyed as a conserved quantity, but the symmetric character of the force field has important consequences e.g. for the relaxation of a localized rotational excitation.

One of the two weight functions can be chosen arbitrarily without changing thermodynamic equilibrium. A simple and widely-used choice reads

$$\omega^R(q_{ij}) = \begin{cases} 1 - \frac{q_{ij}}{r_c}, & q_{ij} < r_c; \\ 0, & q_{ij} \geq r_c, \end{cases} \quad (11)$$

in which case the conservative force (3) can be written in a compact way  $\mathbf{F}_{ij}^C = a_{ij} \omega^R(q_{ij}) \hat{\mathbf{q}}_{ij}$ .

To make the presentation simpler, a compact form of the SDEs of the DPD system (1) (for particle  $i$ ) may be used [4]

$$\begin{aligned} d\mathbf{q}_i &= m_i^{-1} \mathbf{p}_i dt, \\ d\mathbf{p}_i &= \mathbf{F}_i^C(\mathbf{q}) dt - \gamma \mathbf{V}_i(\mathbf{q}, \mathbf{p}) dt + \sigma \mathbf{R}_i(\mathbf{q}, \mathbf{p}, t), \end{aligned} \quad (12)$$

where  $\mathbf{F}_i^C(\mathbf{q})$  is the total conservative forces acting on particle  $i$

$$\mathbf{F}_i^C(\mathbf{q}) = \sum_{j \neq i} \mathbf{F}_{ij}^C(q_{ij}) = -\nabla_{\mathbf{q}_i} U(\mathbf{q}), \quad (13)$$

and  $\mathbf{V}_i(\mathbf{q}, \mathbf{p})$  and  $\mathbf{R}_i(\mathbf{q}, \mathbf{p}, t)$  are defined respectively as

$$\mathbf{V}_i(\mathbf{q}, \mathbf{p}) = \sum_{j \neq i} \omega^D(q_{ij}) (\hat{\mathbf{q}}_{ij} \cdot \mathbf{v}_{ij}) \hat{\mathbf{q}}_{ij}, \quad (14)$$

$$\mathbf{R}_i(\mathbf{q}, \mathbf{p}, t) = \sum_{j \neq i} \omega^R(q_{ij}) \hat{\mathbf{q}}_{ij} dW_{ij}(t), \quad (15)$$

where  $dW_{ij}(t) = dW_{ji}(t)$  are independent increments of a Wiener process with mean zero and variance  $dt$  [25].

## 2.2 Numerical Integration Schemes

Due to the soft repulsive potential (10), the major advantage of the DPD method is that the stepsize used in simulations may be much larger than those of conventional MD simulations with Lennard-Jones internuclear potentials for instance. This feature is crucial especially when a very long simulation time is required. However, large stepsizes may result in errors in computed thermodynamic quantities. Whereas for molecular dynamics, simulations are performed at or near the stability threshold defined by stiff components such as harmonic bonds [43], DPD simulations may be perfectly stable over a wide range of stepsizes for which errors in averages are very large. There have been many attempts to develop accurate and efficient numerical methods that allow larger stepsizes. This is currently an active field of research.

In the early days of DPD, a number of integration schemes were proposed based on the well-recognised velocity Verlet scheme [66] widely used in classical MD simulations [5, 22]. Specific examples are the integrator of Groot and Warren [25] (GW), the method of Gibson *et al.* [23] (GCC) and the DPD velocity-Verlet integrator, which refers to as DPD-VV, of Besold *et al.* [9] (see more discussions in [65]). Both the GW and GCC integrators incorporate a parameter  $\lambda$ , which has to be chosen carefully for specific model parameters, to reduce unphysical artifacts. Nevertheless, as reported in [9, 65], all of the integrators mentioned above display pronounced artifacts, especially when the stepsize is large, due to the fact that the velocities and dissipative forces are not updated in a self-consistent fashion.

In the spirit of the self-consistent leap-frog integrator introduced by Pagonabarraga *et al.* [51], Besold *et al.* [9] proposed a self-consistent velocity Verlet scheme, which we label SC-VV, in which, at the end of each iteration step, the velocity is “corrected” based on the newly-calculated dissipative force until the deviation between the instantaneous kinetic temperature and the target temperature is less than a certain value of “tolerance”. It should be noted that there is no such “correction” in the DPD-VV scheme but still the dissipative force is recalculated once, using the up-to-date velocity. A variant of the SC-VV scheme, SC-Th, introduced in [9], couples the original DPD system to an auxiliary Nosé-Hoover thermostat [49, 50, 34, 33] to provide direct kinetic temperature control. Overall, the self-consistent schemes do reduce unphysical artifacts to some extent, however, it is also well-documented [48, 14] that they can be substantially slower than standard methods, depending how small the tolerance is. Therefore, computationally expensive self-consistent methods are not the choices present in typical software packages.

Although it has been demonstrated that relatively small stepsizes must be used in the DPD-VV scheme to produce correct static and dynamic properties [65, 48], the DPD-VV scheme remains one of the most popular methods for DPD system in software packages due to its efficiency and ease of implementation (particularly in parallel computing). For this reason, the DPD-VV method has been chosen as the “benchmark” to compare with other schemes in this article.

Several novel integration schemes have been proposed over the years, such as the

approach by den Otter and Clarke [17], the Trotter-splitting methods by Thalmann and Farago [64] and the multiple time step schemes by Jakobsen *et al.* [35]. In this article, we restrict our attention to schemes that have been included in popular software packages (DPD-VV, Peters thermostat [52], Lowe-Andersen thermostat [46] and Nosé-Hoover-Lowe-Andersen thermostat [61] in the DL\_MESO [56] package) with two promising splitting methods by Shardlow [58] and De Fabritiis *et al.* [16], respectively. Particularly, Nikunen *et al.* [48] in 2003 showed that the performances of Lowe-Andersen thermostat and Shardlow’s scheme are superior to those of several other schemes for a number of different observables.

The full details of the integration steps of each method described in this article are presented in a common language in B.

### 2.2.1 DPD Velocity-Verlet

For integration stepsize  $h$ , the simple DPD-VV integrator reads

$$\mathbf{p}_i^{n+1/2} = \mathbf{p}_i^n + h\mathbf{F}_i(\mathbf{q}^n, \mathbf{p}^n)/2, \quad (16)$$

$$\mathbf{q}_i^{n+1} = \mathbf{q}_i^n + hm_i^{-1}\mathbf{p}_i^{n+1/2}, \quad (17)$$

$$\mathbf{p}_i^{n+1} = \mathbf{p}_i^{n+1/2} + h\mathbf{F}_i(\mathbf{q}^{n+1}, \mathbf{p}^{n+1/2})/2. \quad (18)$$

In fact, the DPD-VV scheme has two differences compared to the standard velocity-Verlet method [66]: (1) the forces  $\mathbf{F}_i(\mathbf{q}, \mathbf{p})$  are not just the conventional conservative forces, but include dissipative and random forces, as well; (2) the dissipative forces have to be updated for a second time at the end of each integration step by using the up-to-date velocities (momenta), with the first update taking place right after the positions are updated at each step. It has been shown that the performance of the DPD-VV method would be significantly improved [9, 65] by simply doing the additional update in each step, which is actually not time-consuming if one makes use of computation-saving devices such as Verlet neighbour lists [66].

### 2.2.2 Shardlow’s Splitting Method

Splitting techniques were studied by Shardlow [58] based on dividing the vector field of the DPD system into three parts, the first two of which represent the vector field of the Hamiltonian system associated to kinetic and potential energies, and the last term is the remaining Langevin equation (actually Ornstein-Uhlenbeck process with positions fixed) involving the dissipative and random forces. Two integrators, termed there S1 and S2, have been proposed for treating this system in [58]. Only the S1 method will be examined here as it is more efficient than S2. This scheme relies on the method of Brünger, Brooks and Karplus (BBK) [12] to solve the Langevin part, followed by the standard velocity Verlet scheme for the conservative part.

In describing Shardlow’s method or another splitting scheme, we use the formal notation of the generator of the diffusion as in, for example, [16], [57], and [64].

We first separate the system of stochastic differential equations for DPD (12) into three pieces, which we label as A, B and O:

$$d \begin{bmatrix} \mathbf{q}_i \\ \mathbf{p}_i \end{bmatrix} = \underbrace{\begin{bmatrix} m_i^{-1} \mathbf{p}_i \\ \mathbf{0} \end{bmatrix}}_A dt + \underbrace{\begin{bmatrix} \mathbf{0} \\ \mathbf{F}_i^C \end{bmatrix}}_B dt + \underbrace{\begin{bmatrix} \mathbf{0} \\ -\gamma \mathbf{V}_i dt + \sigma \mathbf{R}_i \end{bmatrix}}_O. \quad (19)$$

The generators for each part of the SDE may be written out as follows:

$$A = \mathcal{L}_A = \sum_i \frac{\mathbf{p}_i}{m_i} \cdot \frac{\partial}{\partial \mathbf{q}_i}, \quad (20)$$

$$B = \mathcal{L}_B = \sum_i \mathbf{F}_i^C \cdot \frac{\partial}{\partial \mathbf{p}_i} = - \sum_i \nabla_{\mathbf{q}_i} U(\mathbf{q}) \cdot \frac{\partial}{\partial \mathbf{p}_i}, \quad (21)$$

$$O = \mathcal{L}_O = \sum_i \sum_{j \neq i} \hat{\mathbf{q}}_{ij} \left[ -\gamma \omega^D(q_{ij}) (\hat{\mathbf{q}}_{ij} \cdot \mathbf{v}_{ij}) + \frac{\sigma^2}{2} [\omega^R(q_{ij})]^2 \hat{\mathbf{q}}_{ij} \left( \frac{\partial}{\partial \mathbf{p}_i} - \frac{\partial}{\partial \mathbf{p}_j} \right) \right] \cdot \frac{\partial}{\partial \mathbf{p}_i}. \quad (22)$$

Thus, the generator for the DPD system can be written as

$$\mathcal{L}_{\text{DPD}} = \mathcal{L}_A + \mathcal{L}_B + \mathcal{L}_O. \quad (23)$$

The flow map (or phase space propagator) of the system may be written in the shorthand notation

$$\mathcal{F}_t = e^{t \mathcal{L}_{\text{DPD}}},$$

where the exponential map is here used formally to denote the solution operator. Approximations of  $\mathcal{F}_t$  may then be obtained as products (taken in different arrangements) of exponentials of the various terms of the splitting. For example, the phase space propagation of Shardlow's S1 splitting method [58], termed as DPD-S1, can be written as

$$\exp \left( h \hat{\mathcal{L}}_{\text{DPD-S1}} \right) = \exp \left( h \mathcal{L}_O \right) \exp \left( \frac{h}{2} \mathcal{L}_B \right) \exp \left( h \mathcal{L}_A \right) \exp \left( \frac{h}{2} \mathcal{L}_B \right), \quad (24)$$

where  $h$  is the stepsize and  $\exp(h \mathcal{L}_f)$  represents the phase space propagator associated to the corresponding vector field  $f$ . In Shardlow's approach, the vector field O was further split into each interacting pair. Therefore, the propagation of the O part was broken down into many terms:

$$\exp \left( h \hat{\mathcal{L}}_O \right) = \exp \left( h \mathcal{L}_{O_{N-1,N}} \right) \cdots \exp \left( h \mathcal{L}_{O_{1,3}} \right) \exp \left( h \mathcal{L}_{O_{1,2}} \right),$$

where the operators associated to each interacting pair are defined as

$$O_{i,j} = \mathcal{L}_{O_{i,j}} = -\hat{\mathbf{q}}_{ij} \left[ \gamma \omega^D(q_{ij}) (\hat{\mathbf{q}}_{ij} \cdot \mathbf{v}_{ij}) + \frac{\sigma^2}{2} [\omega^R(q_{ij})]^2 \hat{\mathbf{q}}_{ij} \left( \frac{\partial}{\partial \mathbf{p}_i} - \frac{\partial}{\partial \mathbf{p}_j} \right) \right] \cdot \frac{\partial}{\partial \mathbf{p}_i}. \quad (25)$$



Each interacting pair preserves the invariant distribution  $\rho_\beta$  (8). As a shorthand, we may term the DPD-S1 method OBAB (similarly, the S2 method of Shardlow would be equivalent to BABOBAB in the same language), where, in both cases, it is to be understood that the steplengths associated to various operations are uniform and span the interval  $h$ . Thus the B step in OBAB is taken with a step length of  $h/2$ , while O with a steplength of  $h$ .

### 2.2.3 DPD Trotter Scheme

The Trotter formula [62] that has been widely used in molecular simulations was investigated and further applied to split the DPD generator (23) in an “optimal” way to reduce artifacts and maintain good temperature control [16, 57]. A new scheme, referred to as DPD-Trotter, was introduced but few numerical simulations have been presented and therefore we incorporate it in the comparisons.

In the stochastic DPD-Trotter scheme, the standard DPD system (12) is split into two parts, which are labelled “A” and “S” as indicated below

$$d \begin{bmatrix} \mathbf{q}_i \\ \mathbf{p}_i \end{bmatrix} = \underbrace{\begin{bmatrix} m_i^{-1} \mathbf{p}_i \\ \mathbf{0} \end{bmatrix}}_A dt + \underbrace{\begin{bmatrix} \mathbf{0} \\ \mathbf{F}_i^C dt - \gamma \mathbf{V}_i dt + \sigma \mathbf{R}_i \end{bmatrix}}_S. \quad (26)$$

The corresponding operator of part A is exactly the same as in Shardlow’s method, while the operator of part S is actually the sum of the operators of B and O defined above

$$\mathcal{L}_S = \mathcal{L}_B + \mathcal{L}_O. \quad (27)$$

As in Shardlow’s method, the vector field S was further split into each interacting pair; these pair interactions are exactly solvable (in the sense of distributional fidelity). In fact, subtracting  $d\mathbf{v}_j$  from  $d\mathbf{v}_i$  and multiplying  $\hat{\mathbf{q}}_{ij}$  on both sides gives

$$m_{ij} dv_{ij} = F_{ij}^C(q_{ij})dt - \gamma \omega^D(q_{ij})v_{ij}dt + \sigma \omega^R(q_{ij})dW_{ij}, \quad (28)$$

where  $m_{ij} = m_i m_j / (m_i + m_j)$  is the “reduced mass”,  $v_{ij} = \hat{\mathbf{q}}_{ij} \cdot \mathbf{v}_{ij}$  and  $F_{ij}^C(q_{ij})$  is the magnitude of the conservative force (3). The above equation is an Ornstein-Uhlenbeck process with the exact (in the sense of distributions) solution [38]

$$v_{ij}(t) = \frac{F_{ij}^C}{\tau m_{ij}} + e^{-\tau t} \left( v_{ij}(0) - \frac{F_{ij}^C}{\tau m_{ij}} \right) + \sqrt{\frac{k_B T (1 - e^{-2\tau t})}{m_{ij}}} R(t), \quad (29)$$

where  $\tau = \gamma \omega^D / m_{ij}$ ,  $v_{ij}(0)$  are the initial relative velocities and  $R(t)$  are normally distributed variables with zero mean and unit variance. Thus the increment velocities can be obtained as

$$\Delta v_{ij} = v_{ij}(t) - v_{ij}(0) = \left( v_{ij}(0) - \frac{F_{ij}^C}{\tau m_{ij}} \right) (e^{-\tau t} - 1) + \sqrt{\frac{k_B T (1 - e^{-2\tau t})}{m_{ij}}} R(t), \quad (30)$$

and the corresponding momenta can be updated by

$$\mathbf{p}_i^{n+1} = \mathbf{p}_i^n + hm_{ij}\Delta v_{ij}\hat{\mathbf{q}}_{ij}^n, \quad (31)$$

$$\mathbf{p}_j^{n+1} = \mathbf{p}_j^n - hm_{ij}\Delta v_{ij}\hat{\mathbf{q}}_{ij}^n, \quad (32)$$

which defines the propagator  $e^{h\mathcal{L}_{S_{i,j}}}$  for each interacting pair. Overall, the propagator of the DPD-Trotter scheme can be written as

$$\exp\left(h\hat{\mathcal{L}}_{\text{DPD-Trotter}}\right) = \exp\left(\frac{h}{2}\mathcal{L}_S\right) \exp(h\mathcal{L}_A) \exp\left(\frac{h}{2}\mathcal{L}_S\right),$$

where the momentum part is defined by

$$\exp\left(\frac{h}{2}\hat{\mathcal{L}}_S\right) = \exp\left(\frac{h}{2}\mathcal{L}_{S_{N-1,N}}\right) \cdots \exp\left(\frac{h}{2}\mathcal{L}_{S_{1,3}}\right) \exp\left(\frac{h}{2}\mathcal{L}_{S_{1,2}}\right).$$

## 2.3 Alternative Methods

### 2.3.1 Lowe-Andersen Thermostat

The Schmidt number,  $S_c$ , which is the ratio of the kinematic viscosity  $\nu$  to the diffusion coefficient  $D$ , is an important quantity that characterizes the dynamic behaviour of fluids. In a typical fluid flow, water for example, momentum can be transported more rapidly than particles, resulting in Schmidt number of the order  $10^3$ . However, as it was reported in [25], the standard DPD system (12) produces a gas-like Schmidt number of the order 1. Depending on the application, this could be a significant disadvantage for simulating more fluid-like system, although recent work by Fan *et al.* [21] indicates that the Schmidt number of the standard DPD system can be varied by modifying the weight function and increasing the cutoff radius.

To overcome the issue of low Schmidt number in standard DPD system, instead of using a Langevin thermostat to re-equilibrate the system, Lowe [46] employed a pairwise stochastic momentum-conserving Andersen thermostat [6], in which after updating the positions and momenta due to the conservative forces only by using the standard velocity Verlet method, the momenta are updated, with probability  $P = \Gamma h$ , by reselecting the relative velocities for interacting pairs in random order from the Maxwell-Boltzmann distribution,

$$\mathbf{p}_i := \mathbf{p}_i + \Delta\mathbf{p}_{ij}, \quad (33)$$

$$\mathbf{p}_j := \mathbf{p}_j - \Delta\mathbf{p}_{ij}, \quad (34)$$

with

$$\Delta\mathbf{p}_{ij} = m_{ij} \left( R(t) \sqrt{k_B T / m_{ij}} - \hat{\mathbf{q}}_{ij} \cdot \mathbf{v}_{ij} \right) \hat{\mathbf{q}}_{ij}, \quad (35)$$

where  $R(t)$  is a Gaussian random variable with zero mean and unit variance. The parameter  $\Gamma$  can be thought of as the stochastic randomization frequency with upper

limit  $1/h$ . Lowe’s method is frequently referred to as the Lowe-Andersen (LA) thermostat, which still conserves the momentum and hydrodynamics (Galilean invariant). The additional Andersen thermostat does not change the distribution of the system [6], therefore the same invariant distribution (8) as in the standard DPD system is maintained. Most important, the LA thermostat is capable of varying the Schmidt number by changing the parameter  $\Gamma$ . When the probability of further updating the momentum is high (large  $P$ ), the viscosity is high and diffusion coefficient is low, resulting in large Schmidt number in the regime of typical fluids. The LA thermostat has been applied in molecular dynamics simulation by Koopman and Lowe [39]. It is worth mentioning that the LA thermostat is not a solution [3] of the standard DPD system since there is no stepsize dependence in (38). This indicates that the possible deviation of equilibrium statistics is solely due to the discretization error by the velocity Verlet scheme for the conservative part.

### 2.3.2 Peters Thermostat

Based on various numerical studies on the DPD system, all the numerical methods based on discretization of the equation of motion are dependent on the stepsize. In order to reduce the dependence, Peters generalized the Lowe-Andersen (LA) thermostat and presented another approach to re-equilibrate the system [52]. Following the update of the conservative part by using the standard velocity Verlet scheme, the momenta of all interacting pairs will be further updated in random order as follows

$$\mathbf{p}_i := \mathbf{p}_i + \Delta\mathbf{p}_{ij}, \quad (36)$$

$$\mathbf{p}_j := \mathbf{p}_j - \Delta\mathbf{p}_{ij}, \quad (37)$$

with

$$\Delta\mathbf{p}_{ij} = \left( -\gamma_{ij}(\hat{\mathbf{q}}_{ij} \cdot \mathbf{v}_{ij})h + \sigma_{ij}\sqrt{h}R(t) \right) \hat{\mathbf{q}}_{ij}, \quad (38)$$

where  $R(t)$  is the standard Gaussian random variable as in Lowe-Andersen thermostat, and the coefficients  $\gamma_{ij}$  and  $\sigma_{ij}$  satisfies the following condition

$$\sigma_{ij} = \sqrt{2k_B T \gamma_{ij} (1 - \gamma_{ij}h/(2m_{ij}))},$$

which reduces to the fluctuation-dissipation theorem (7) in standard DPD in the limit  $h \rightarrow 0$ . Two possible choices of the coefficients was presented in the original paper [52], but only “Scheme II”, which has less restriction on the choice of stepsize  $h$ , is chosen to compare with other methods in this article. In the limit  $h \rightarrow 0$ , it can be easily shown that the Peters thermostat reduces to the standard DPD system and therefore conserves the canonical ensemble. Unfortunately, numerical simulations in the original paper still show that the thermostat exhibits significant deviation both in static (kinetic temperature) and dynamic (diffusion coefficient) quantities in standard model settings (model B in the language of [48]) when the timestep is above 0.05.

### 2.3.3 Nosé-Hoover-Lowe-Andersen Thermostat

Recently, Stoyanov and Groot combined the Lowe-Andersen (LA) thermostat with a Nosé-Hoover-like thermostat to construct a local Galilean invariant stochastic momentum-conserving thermostat, Nosé-Hoover-Lowe-Andersen (NHLA) thermostat [61], to achieve better kinetic temperature control. Unlike the LA thermostat, a modified version of the velocity Verlet scheme is used to update the positions and velocities at the start of each integration step

$$\mathbf{q}_i := \mathbf{q}_i + h\mathbf{v}_i + h^2\mathbf{F}_i^C(\mathbf{q})/2, \quad (39)$$

$$\mathbf{v}_i := \mathbf{v}_i + h\mathbf{F}_i^C(\mathbf{q})/2, \quad (40)$$

which is followed by the calculation of the updated conservative forces. After that, the fraction  $(1 - P)$  of interacting pairs that do not have their relative velocities stochastically reselected are thermalized by a deterministic method instead. For each such pair, the dissipative force is calculated

$$\mathbf{F}_{ij}^D = \frac{0.9}{\rho h} \omega^R(q_{ij})(\hat{\mathbf{q}}_{ij} \cdot \mathbf{v}_{ij})\hat{\mathbf{q}}_{ij},$$

where  $\rho$  is the particle density, and the dissipative force of each particle is updated

$$\mathbf{F}_i^D := \mathbf{F}_i^D + \mathbf{F}_{ij}^D, \quad (41)$$

$$\mathbf{F}_j^D := \mathbf{F}_j^D - \mathbf{F}_{ij}^D. \quad (42)$$

Then, after the further update of the velocities

$$\mathbf{v}_i := \mathbf{v}_i + h\mathbf{F}_i^C(\mathbf{q})/2, \quad (43)$$

the momenta are corrected by

$$\mathbf{p}_i := \mathbf{p}_i + h(1 - \tilde{T}_k/T_0)\mathbf{F}_i^D, \quad (44)$$

where  $T_0$  is the desired temperature and the momentary kinetic temperature  $\tilde{T}_k$  is calculated from the relative velocities at the time of calculating the conservative force to enhance computational efficiency and save memory space (this is slightly different from the approach in the original paper which uses the updated Verlet neighbour lists but the stored velocities from the previous integration step)

$$k_B\tilde{T}_k = \frac{\sum_{j \neq i} \omega(q_{ij})m_{ij}(\mathbf{v}_i - \mathbf{v}_j)^2}{3 \sum_{j \neq i} \omega(q_{ij})}, \quad (45)$$

where  $\omega(q_{ij})$  is a smearing function defined as

$$\omega(q_{ij}) = \begin{cases} 1, & q_{ij} < r_c; \\ 0, & q_{ij} \geq r_c. \end{cases} \quad (46)$$

Finally, the momenta are further updated as in LA thermostat (Equations 33-34).

The factor  $(1 - \tilde{T}_k/T_0)$  in (44) acts like the “friction coefficient” to tune the kinetic temperature of the system. It is actually not a dynamical variable as in the standard Nosé-Hoover thermostat, instead is more closely related to the Berendsen thermostat [7]. As reported in [61], the NHLA thermostat maintains an order of magnitude improvement in kinetic temperature and also can vary the Schmidt number by several orders of magnitude as in the LA thermostat. However, with large stepsizes that maintain good kinetic temperature control (1% relative error) in the NHLA thermostat, substantial errors in configurational temperature were reported [3], which indicates that the system temperature was not sampled correctly. It is worthy of mention that a slightly modified integration strategy was used in [3], which does not have much effect on the results as discussed in the original paper [61]. In addition, the NHLA thermostat is not a solution [3] of the standard DPD system, and, it has not been shown that the NHLA thermostat preserves the canonical ensemble.

## 3 Extended Variable Momentum-Conserving Thermostats

### 3.1 Pairwise Nosé-Hoover Thermostat

In all the standard DPD methods and alternative methods in DPD simulations, a random number has to be generated for each interacting pair, which can be very time-consuming depending on the particle density and cutoff radius, and, becomes trickier when parallel computing techniques (multiple processors for domain-decomposed cells) are used: it requires additional, even substantial, effort to communicate interacting particles in different cells [53, 2]. Based on the Nosé-Hoover-Lowe-Andersen (NHLA) thermostat by Stoyanov and Groot [61], Allen and Schmid [4] presented a new thermostat of the Nosé-Hoover type, in which stochastic terms were totally removed and the constant friction coefficient was replaced by a dynamical variable that was driven by the difference between the instantaneous kinetic temperature and the target temperature. The so-called pairwise Nosé-Hoover (PNH) thermostat conserves the momentum and is Galilean-invariant, therefore correct hydrodynamics are still generated and it can be used in DPD simulations. In addition, one may find it useful in nonequilibrium molecular dynamics (NEMD) to reduce unphysical behaviours (see more discussions in [4]).

The equation of motion of the PNH thermostat (for particle  $i$ ) is given by

$$\begin{aligned} d\mathbf{q}_i &= m_i^{-1}\mathbf{p}_i dt, \\ d\mathbf{p}_i &= \mathbf{F}_i^C(\mathbf{q})dt - \xi\mathbf{V}_i(\mathbf{q}, \mathbf{p})dt, \\ d\xi &= G(\mathbf{q}, \mathbf{p})dt, \end{aligned} \tag{47}$$

where  $\xi$  is the dynamical variable and  $G(\mathbf{q}, \mathbf{p})$  is the instantaneous accumulated devi-

ation of the kinetic temperature away from the target temperature [4]

$$G(\mathbf{q}, \mathbf{p}) = \mu^{-1} \sum_i \sum_{j>i} \omega^D(q_{ij}) [(\mathbf{v}_{ij} \cdot \hat{\mathbf{q}}_{ij})^2 - k_B T / m_{ij}], \quad (48)$$

where  $\mu$  is a coupling parameter which is referred to as the ‘‘thermal mass’’. Canonical ensemble is still preserved with modified invariant distribution than  $\rho_\beta$  (8) in standard DPD system

$$\hat{\rho}_\beta(\mathbf{q}, \mathbf{p}, \xi) = \frac{1}{\hat{Z}} \exp(-\beta H(\mathbf{q}, \mathbf{p})) \exp(-\beta \mu \xi^2 / 2), \quad (49)$$

where  $\hat{Z}$  is a normalising partition function.

A nonsymmetric integration algorithm (see B) was applied in the original paper [4] to solve the system.

### 3.2 Pairwise Nosé-Hoover-Langevin Thermostat

In order to enhance the ergodicity and have a better temperature control, we have reformulated the Pairwise Nosé-Hoover (PNH) thermostat to form a pairwise Nosé-Hoover-Langevin (PNHL) thermostat by adding a Langevin thermostat to the additional variable  $\xi$  in such a way that the invariant distribution (49) is not violated. Similar as in the PNH thermostat, the PNHL thermostat has the potential of being useful in NEMD, but we focus on the application of DPD in this article.

The SDEs of the PNHL system (for particle  $i$ ) is given by

$$\begin{aligned} d\mathbf{q}_i &= m_i^{-1} \mathbf{p}_i dt, \\ d\mathbf{p}_i &= \mathbf{F}_i^C(\mathbf{q}) dt - \xi \mathbf{V}_i(\mathbf{q}, \mathbf{p}) dt, \\ d\xi &= G(\mathbf{q}, \mathbf{p}) dt - \gamma^* \xi dt + \sigma^* dW, \end{aligned} \quad (50)$$

where coefficient constants  $\gamma^*$  and  $\sigma^*$  satisfy the fluctuation-dissipation theorem in standard Langevin dynamics

$$\sigma^{*2} = 2\gamma^* k_B T / \mu, \quad (51)$$

and  $W = W(t)$  is a standard Wiener process.

The vector field of the PNHL system can be split into five pieces below such that each piece can be solved ‘‘exactly’’,

$$d \begin{bmatrix} \mathbf{q}_i \\ \mathbf{p}_i \\ \xi \end{bmatrix} = \underbrace{\begin{bmatrix} m_i^{-1} \mathbf{p}_i \\ \mathbf{0} \\ 0 \end{bmatrix}}_A dt + \underbrace{\begin{bmatrix} \mathbf{0} \\ \mathbf{F}_i^C \\ 0 \end{bmatrix}}_B dt + \underbrace{\begin{bmatrix} \mathbf{0} \\ -\xi \mathbf{V}_i \\ 0 \end{bmatrix}}_C dt + \underbrace{\begin{bmatrix} \mathbf{0} \\ \mathbf{0} \\ G \end{bmatrix}}_D dt + \underbrace{\begin{bmatrix} \mathbf{0} \\ \mathbf{0} \\ -\gamma^* \xi dt + \sigma^* dW \end{bmatrix}}_O. \quad (52)$$

Note that the operators of A and B are exactly the same as defined in (20) and (21), respectively. We can also write down the operators for the remaining pieces as

$$\begin{aligned} C &= \mathcal{L}_C = -\xi \sum_i \mathbf{V}_i(\mathbf{q}, \mathbf{p}) \cdot \frac{\partial}{\partial \mathbf{p}_i}, \\ D &= \mathcal{L}_D = G(\mathbf{q}, \mathbf{p}) \frac{\partial}{\partial \xi}, \\ O &= \mathcal{L}_O = -\gamma^* \xi \frac{\partial}{\partial \xi} + \frac{\sigma^{*2}}{2} \frac{\partial^2}{\partial \xi^2}. \end{aligned}$$

The generator O here is slightly different from that in (22) which involves pairwise terms in DPD. Overall, the generator for the PNHL system can be written as

$$\mathcal{L}_{\text{PNHL}} = \mathcal{L}_A + \mathcal{L}_B + \mathcal{L}_C + \mathcal{L}_D + \mathcal{L}_O. \quad (53)$$

There are a variety of approaches to splitting this system. For example, we could use the same technique as in DPD-Trotter scheme (Section 2.2.3) to solve part C, but without the conservative and stochastic terms. Also, the O part may be solved exactly using the analytical weak solution of the Ornstein-Uhlenbeck process [38]

$$\xi(t) = e^{-\gamma^* t} \xi(0) + \sqrt{k_B T (1 - e^{-2\gamma^* t})} / \mu R(t), \quad (54)$$

where  $\xi(0)$  is the initial value of the additional variable and  $R(t)$  is a uncorrelated independent standard normal random variable as in (29).

Interestingly as noted in the setting of Langevin dynamics [42, 43], integrating those different splitting pieces in different orders gives dramatically different performances in terms of kinetic temperature control and other configurational quantities. We present here two approaches to integrate the PNHL system: first in a symmetric manner, termed PNHL-S, and the other nonsymmetric, termed PNHL-N. The propagators of the two schemes (see more details in B) may be defined as

$$e^{h\hat{\mathcal{L}}_{\text{PNHL-S}}} = e^{\frac{h}{2}\mathcal{L}_A} e^{\frac{h}{2}\mathcal{L}_B} e^{\frac{h}{2}\mathcal{L}_C} e^{\frac{h}{2}\mathcal{L}_D} e^{h\mathcal{L}_O} e^{\frac{h}{2}\mathcal{L}_D} e^{\frac{h}{2}\mathcal{L}_C} e^{\frac{h}{2}\mathcal{L}_B} e^{\frac{h}{2}\mathcal{L}_A},$$

and

$$e^{h\hat{\mathcal{L}}_{\text{PNHL-N}}} = e^{\frac{h}{2}\mathcal{L}_A} e^{\frac{h}{2}\mathcal{L}_B} e^{\frac{h}{2}\mathcal{L}_C} e^{\frac{h}{2}\mathcal{L}_D} e^{h\mathcal{L}_O} e^{\frac{h}{2}\mathcal{L}_D} e^{\frac{h}{2}\mathcal{L}_C} e^{\frac{h}{2}\mathcal{L}_A} e^{\frac{h}{2}\mathcal{L}_B}.$$

It is important to mention that an additional force calculation is needed in the PNHL-N scheme just before updating the last B piece at the end of each integration step. In experiments, the high per-timestep cost of PNHL-N is found to be offset by a great increase in accuracy and usable steplength. Detailed numerical comparisons will be presented in Section 5.

## 4 Error in DPD Simulations

To our knowledge, little attention has been paid to the mathematical analysis of the DPD system, or more generally stochastic momentum-conserving thermostats. Ergodicity of the standard DPD system has only been shown in 1D with high particle density

by Shardlow and Yan [59]. A rigorous study of the order of convergence of numerical methods in this context has also been lacking. Because of the inclusion of stochastic terms, it is not reliable to depend directly on intuition regarding the error behavior of deterministic schemes. Here we perform a few first steps toward the analysis of stochastic DPD integrators by extending a framework for investigating the perturbation of long-time average computed using numerical methods in Langevin dynamics proposed recently by Leimkuhler and Matthews [42, 43].

In DPD simulations, the error in averages related to the evolving distribution is generally of interest, i.e. the *weak error* (finite-time error in the weak sense) for nonequilibrium and dynamical properties, and, *long-time error* (error in the invariant distribution obtained as  $t \rightarrow \infty$ ) for thermodynamics. We next give definitions of these two errors following [45].

For the weak error, consider a finite time interval  $[0, \tau]$  with  $\tau = nh$ . The probability measure associated to certain system is described by a probability density  $\rho(\mathbf{z}, t)$  which evolves according to the Fokker-Planck equation

$$\frac{\partial \rho}{\partial t} = \mathcal{L}^\dagger \rho,$$

where  $\mathcal{L}^\dagger$  is the adjoint of the generator of the system (the Fokker-Planck operator of the standard DPD system is given in [19]). Assuming ergodicity, the solution  $\rho(\mathbf{z}, t)$  evolves from an initial probability distribution  $\rho(\mathbf{z}, 0)$  to the steady state (invariant distribution)  $\rho(\mathbf{z}, \infty) = \rho_\beta$ . For a smooth and bounded test function  $\phi$  of a suitable class, the average of  $\phi$  at time  $\tau$  may be defined by

$$\bar{\phi}(\tau) = \int \phi(\mathbf{z}) \rho(\mathbf{z}, \tau) d\mathbf{z}. \quad (55)$$

The discretization scheme can also be viewed as giving rise to an evolving sequence of probability distributions  $\rho_1, \rho_2, \dots$ . With stepsize  $h$ , the average at time  $\tau = nh$  is defined as

$$\hat{\phi}(\tau, h) = \int \phi(\mathbf{z}) \rho_n(\mathbf{z}) d\mathbf{z}. \quad (56)$$

Thus, we could define the *weak error* as the difference between (55) and (56)

$$|\bar{\phi}(\tau) - \hat{\phi}(\tau, h)| \leq K(\tau) h^p, \quad (57)$$

where the coefficient  $K$  depends on the time interval and  $p$  is the order of the weak error. To be more precise,  $K$  also depends on the initial distribution  $\rho(\mathbf{z}, 0)$  as well as the particular observable  $\phi$ . The asymptotic ( $\tau \rightarrow \infty$ ) behaviour [63] of  $K$  can be used to describe the performance of the numerical method for computing averages with respect to the invariant distribution. Hence, the *long-time error* in averages can be written as

$$\lim_{\tau \rightarrow \infty} |\bar{\phi}(\tau) - \hat{\phi}(\tau, h)| \leq K(\tau) h^p. \quad (58)$$



Method	DPD-VV	DPD-S1	DPD-Trotter	LA	Peters	NHLA	PNH	PNHL-S	PNHL-N
Order	2	2	2	2	2	$\geq 1(2)$	$\geq 1(2)$	2	$\geq 1(2)$

**Table 1:** Orders of accuracy for kinetic and configurational temperatures, and, average potential energy in various methods are summarized. Theoretical values based on properties of the discretization scheme have been verified using numerical experiments. Where the theoretical expected result differs from the numerical result, we give the numerically observed convergence order in parentheses.

According to the Baker-Campbell-Hausdorff (BCH) formula, a nonsymmetric splitting method generally gives only first order convergence for the invariant measure (long-time error), whereas second order is anticipated in symmetric splittings in the asymptotic limit of small stepsize [44]. In our numerical studies, we have verified second order convergence for a number of nonsymmetric methods (Shardlow’s splitting method, Lowe-Andersen thermostat and Peters thermostat) which are similar to the family of Geometric Langevin Algorithms (GLA) following [11] (see more details in A). We compute the long-time error of various observables, including kinetic and configurational temperatures and average potential energy, and demonstrate the convergence order for each method in Table 1. As we expected, all the symmetric methods show second order as well as those three nonsymmetric ones (DPD-S1, LA and Peters). Some other nonsymmetric methods, which are not of GLA type, exhibit second order convergence in calculated quantities; this observation remains to be demonstrated rigorously.

## 5 Numerical Experiments

To investigate the performance of all the numerical methods described in this article, we perform systematic numerical experiments.

### 5.1 Simulation Details

Tests have been carried out by using the standard parameter set [25] that is commonly used in algorithms tests [65, 48, 58, 52, 61, 57]. A system of  $N = 500$  identical particles ( $m_i = m = 1$ ) was simulated in a cubic box (length  $L = 5$ ) with periodic boundary conditions (particle density  $\rho = 4$ ). The cut-off radius is  $r_c = 1$  and  $k_B T = 1$ . The potential repulsion parameter  $a_{ij}$  was set to 25, while dissipative strength  $\gamma$  was chosen as 4.5, resulting the value of random strength  $\sigma$  to be 3. The initial positions of the particles are IID (independent, identically distributed) uniformly distributed over the box, while the initial momenta are IID normally distributed with mean zero and variance  $k_B T$ . Verlet neighbour lists [66] were used in all the simulations as long as possible.

In particular, the thermal mass  $\mu$  in PNH and PNHL thermostats has to be chosen

with care. For PNH thermostat, we used  $\mu = 200$  to maintain as good stability as possible for the integration scheme, while  $\mu = 10$  and  $\gamma^* = 4.5$  were used in PNHL thermostat. Since the focus of this article is on DPD simulations, the stochastic randomization frequency  $\Gamma$  in LA and NHLA thermostats was set to be 0.44 as in [48, 36] so that similar translational diffusion properties of the fluid were obtained.

## 5.2 Measured Physical Quantities

### 5.2.1 Static

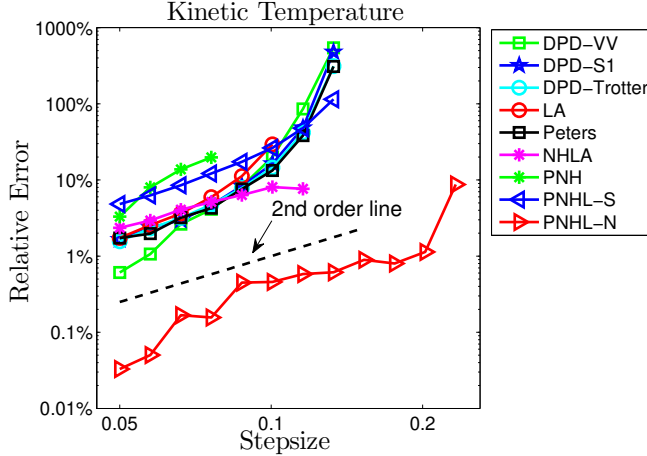
The kinetic temperature  $T_k$  seems to be the most popular quantity to be tested in DPD literature, which is defined as

$$k_B T_k = \frac{1}{d(N-1)} \sum_i \frac{\mathbf{p}_i^2}{m_i}.$$

But in practice, the kinetic temperature is not that important, instead those configurational quantities play more crucial roles. Recent studies [54, 13] in simulations showed that the system temperature can be measured from static snapshots of its constituents' instantaneous configurations rather than their momenta. We test the configurational temperature  $T_c$  [31], which can be defined as

$$k_B T_c = \frac{\sum_i \langle \|\nabla_i U\|^2 \rangle}{\sum_i \langle \nabla_i^2 U \rangle},$$

where the angle brackets denote the averages,  $\nabla_i U$  and  $\nabla_i^2 U$  are respectively the gradient and Laplacian of the potential energy  $U$  with respect to the position of particle  $i$ . To test the correctness of codes and/or algorithms in simulations, both kinetic and configurational temperatures can be used to calculate the system temperature (in principle they should both be equal to the target). However, it turned out that the configurational temperature is more reliable [54, 13] since it can rapidly and accurately track changes in system temperature even when the system is not in global thermodynamic equilibrium. It becomes more crucial when it comes to experimental studies of soft condensed matter systems [26, 27] most notably due to their applicability to overdamped systems whose instantaneous momenta may not be accessible. It was den Otter and Clarke that first investigated the deviations of the kinetic and configurational temperatures from the system temperature in DPD system [17]. Since then, little attention has been paid to the configurational temperature in DPD simulations until Allen recently argued that the configurational temperature should be added to the list of diagnostic tests applied to DPD simulations [3]. In addition, we also calculate the average potential energy  $\langle U \rangle$  and the radial distribution function (RDF)  $g(r)$  [5, 22], both of which are very important configurational quantities in simulations.



**Figure 1:** Log-log plot of the relative error in kinetic temperature against stepsize by using various numerical methods. The system was simulated for 1000 reduced time units but only last 80% data were collected to calculate the static quantity to make sure the system was well equilibrated. The stepsizes tested began at  $h = 0.05$  and were increased incrementally by 15% until all methods either were above 100% relative error or became unstable.

### 5.2.2 Dynamic

To have a deeper understanding of how the physical system evolves, it is not enough to just evaluate the static quantities described above. It is essential to measure and compare the relevant dynamical properties. In general, in simulation, one relies on various Green-Kubo formulas [20] to calculate various transport coefficients; in this article we restrict ourselves to two special cases.

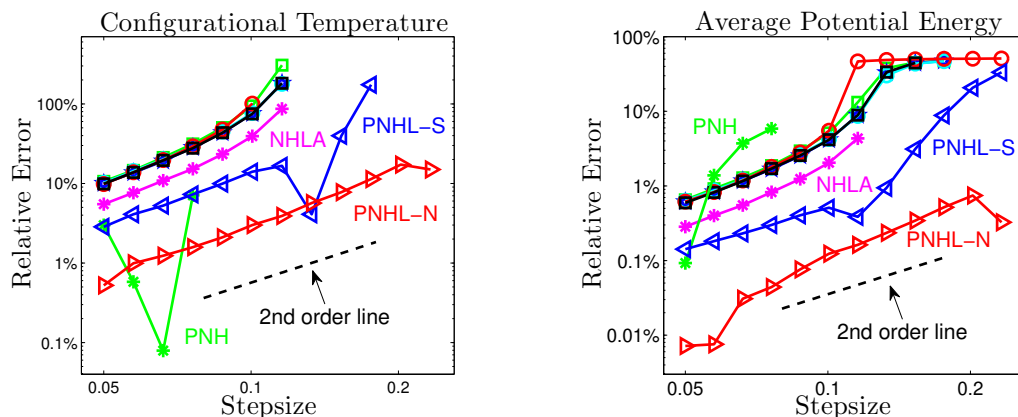
The velocity autocorrelation function (VAF) is an important measure of dynamical fidelity that numerical methods should be able to reproduce, particularly if they are to be used for nonequilibrium (transient-phase simulation). The VAF, which characterizes the translational diffusion of the system, is defined as

$$\psi(t) = \langle \mathbf{v}_i(t) \cdot \mathbf{v}_i(0) \rangle,$$

where  $\mathbf{v}_i(0)$  is the initial velocity picked up after the system is well equilibrated. By integrating the VAF (Green-Kubo relation [24, 40]), we can compute the translational diffusion coefficient, which can also be obtained by using Einstein's relation [18] giving the diffusion coefficient as the slope of the mean square displacement as a function of time  $t$ .

By generalizing the definition of the angular momentum autocorrelation function (AMAF) in diatomic liquids [29, 28, 8], we measure the rotational diffusion of the system by calculating the time-correlation function defined by

$$A_J(t) = \frac{\langle \mathbf{J}_i(t) \cdot \mathbf{J}_i(0) \rangle}{\langle \mathbf{J}_i(0) \cdot \mathbf{J}_i(0) \rangle},$$



**Figure 2:** Comparisons of the relative error in configurational temperature (left) and average potential energy (right) against stepsize by using various numerical methods. The format of the plots is the same as in Fig. 1. Most of the methods show similar behaviours except NHLA (magenta asterisks), PNH (green asterisks), PNHL-S (blue triangles) and PNHL-N (red triangles).

where  $\mathbf{J}_i$  is the angular momentum of particle  $i$ . In fact,  $\mathbf{J}_i$  is the sum of the angular momentum between particle  $i$  and other interacting particles,

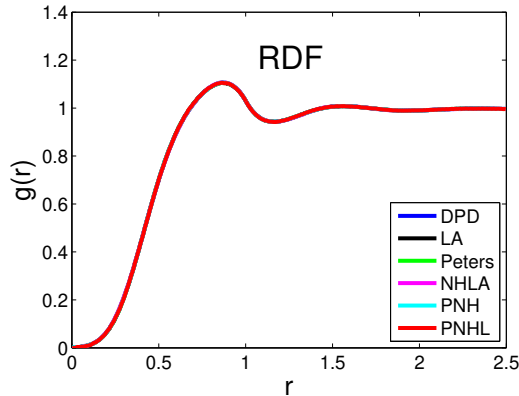
$$\mathbf{J}_i = \sum_{j \neq i} \omega(q_{ij})(\mathbf{q}_i - \mathbf{q}_j) \times (\mathbf{p}_i - \mathbf{p}_j),$$

where  $\omega(q_{ij})$  is the same function as defined in (46).

### 5.3 Results

The kinetic temperature control of various methods was tested and shown in Fig. 1. According to the black dashed second order line in the figure, all the methods seem to have second order convergence to the invariant measure, which verifies the error analysis results on nonsymmetric DPD-S1, LA and Peters thermostats in Section 4, but is a bit surprising for NHLA, PNH and PNHL-N methods that were also based on nonsymmetric splittings.

The performance of standard DPD methods (DPD-VV, DPD-S1 and DPD-Trotter) and the Peters thermostat that converges to the standard DPD system in the limit of  $h \rightarrow 0$ , are almost undistinguishable with the tendency to quickly blow up after the stepsize reaches  $h = 0.1$ . Both LA and NHLA thermostats show similar behaviours and maximal stepsizes that can be used are limited around  $h = 0.1$ . The latter displays a better accuracy when stepsize is large due to the additional Nosé-Hoover-like thermostat (44). The PNH thermostat illustrates the worst kinetic temperature accuracy and we can also see the clear low stability threshold for the PNH thermostat due to the lack of ergodicity. Most surprisingly and interestingly, the PNHL-S and PNHL-N methods, based on different splitting orders on the same pairwise Nosé-Hoover-Langevin (PNHL)

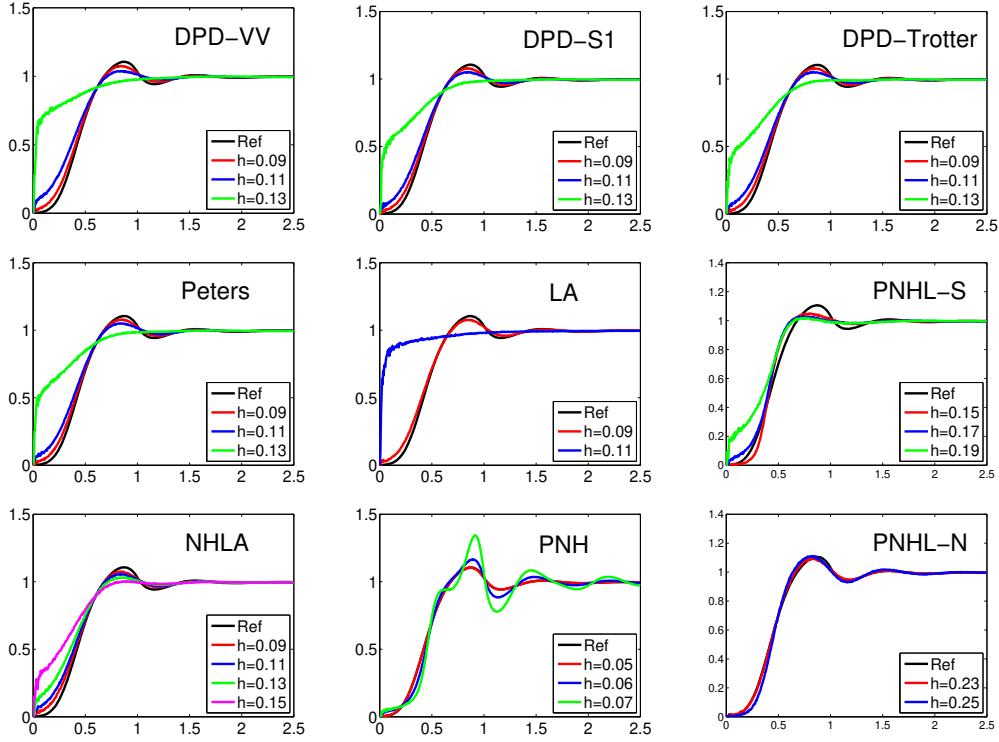


**Figure 3:** Comparisons of radial distribution function (RDF)  $g(r)$  of various numerical methods by using very small stepsize  $h = 0.01$ . All the methods exhibit exactly the same RDF.

thermostat (50), show dramatically different kinetic temperature control: the symmetric PNHL-S method is worse than most of the methods, whereas the nonsymmetric PNHL-N method outstandingly maintains almost two orders of magnitude improvement on the accuracy of kinetic temperature than all the other methods.

Configurational quantities, configurational temperature and average potential energy, were compared in Fig. 2. Again, all the methods seem to have second order convergence to the invariant measure except the PNH thermostat, which displays very bad order of convergence due to the fact that the stability threshold is actually around  $h = 0.05$ . Most of the methods, including standard DPD methods, LA and Peters thermostats, exhibit undistinguishable behaviours and cross the 100% barrier in configurational temperature and 10% barrier in average potential energy around  $h = 0.1$ . Similar as in the case of kinetic temperature, the performance of the NHLA thermostat on those configurational quantities is slightly better than the majority due to the additional thermostat. Unlike the kinetic temperature case, the PNHL-S method does have very good accuracy in configurational quantities with almost one order of magnitude improvement than the majority. Incredibly, the PNHL-N method manages more than one order of magnitude accuracy enhancement in configurational temperature and almost two orders of magnitude in average potential energy.

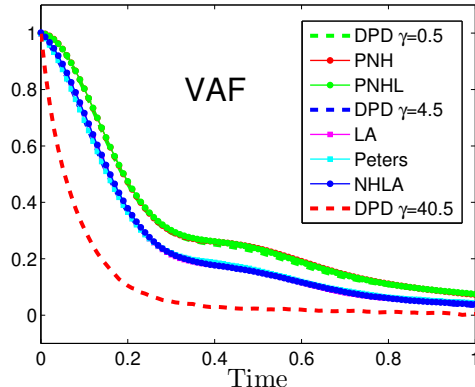
Fig. 3 compares the radial distribution function (RDF) that characterizes the structure of the fluids. The DPD-S1 and PNHL-N methods were used for the standard DPD and PNHL systems respectively. Given that very small stepsizes were used, all the methods display exactly the same RDF, which indicates that different systems maintain the same structure of the fluids without the impacts of discretization errors. Expectedly, discretization errors start to destroy the structure of the fluids with increasing stepsizes as shown in Fig. 4. Standard DPD methods and Peters thermostat exhibit similar behaviours with the RDFs starting to show artifacts around  $h = 0.09$  and being heavily destroyed around  $h = 0.13$ . The LA and PNH thermostats again show lower stability in



**Figure 4:** Stepsizes effects on the radial distribution function (RDF) in various numerical methods were compared. The black solid lines are the reference solutions obtained using very small stepsizes  $h = 0.01$ , while those colored lines correspond to different stepsizes.

maintaining the correct structure, blowing up around  $h = 0.11$  and  $0.07$ , respectively. The performance of PNHL-S and NHLA methods are slightly better than the majority of the schemes, while the PNHL-N method only starts to show pronounced artifacts around  $h = 0.27$ , which is incredibly more than two times larger than those standard DPD methods.

The velocity autocorrelation function (VAF) of various numerical methods were calculated in Fig. 5 to compare with standard DPD methods with three different values of friction coefficient. The DPD-S1 method was used to calculate the VAF of standard DPD methods since there is no difference with other two if very small stepsizes were used to reduce the effects of discretization errors. Similarly, the uncorrupted dynamics of PNHL-S and PNHL-N methods should be exactly the same, and the latter was used. The VAF of the PNH and PNHL systems are undistinguishable and consistent with standard DPD methods in the regime of small friction coefficient  $\gamma = 0.5$ . This is not surprising since the average of the dynamical variable  $\xi$ , which is controlled by an additional thermostat and can be thought of as the “dynamical friction”, tends to zero. As we expected, the Peters thermostat shares the same VAF as standard DPD methods in the regime of the commonly-used friction coefficient  $\gamma = 4.5$  if the same value of  $\gamma$  was chosen. The stochastic randomization frequency  $\Gamma = 0.44$  was used in LA and

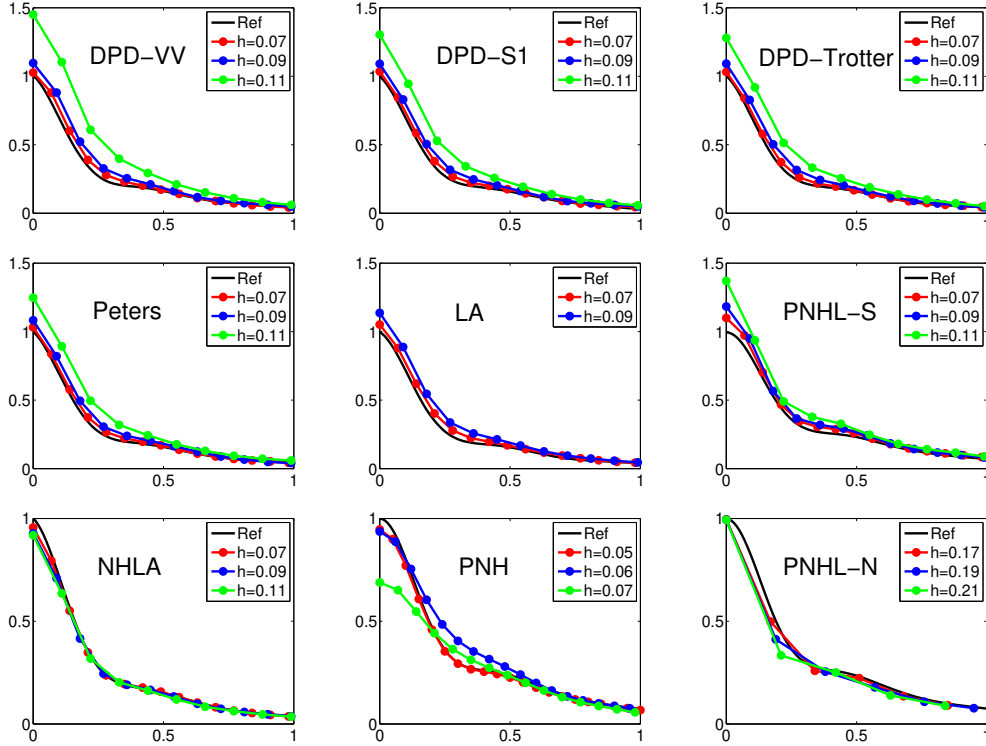


**Figure 5:** Comparisons of velocity autocorrelation function (VAF) of various numerical methods by using very small stepsize  $h = 0.01$ . Standard DPD methods with three different values of friction coefficient were calculated by using DPD-S1 method to compare with other methods. 100 different runs were averaged to reduce the sampling errors after the system was equilibrated.

NHLA thermostats to maintain extremely similar translational diffusion properties as in standard DPD system with  $\gamma = 4.5$ . The VAF of standard DPD system with large friction coefficient  $\gamma = 40.5$  is also shown in the figure, which indicates that the larger the friction is the faster the VAF goes down (the system loses memory faster).

The effects of the discretization error on each method were also investigated in Fig. 6. The results are mostly consistent with that in configurational temperature. The only surprise is that the PNHL-S method allows a maximum stepsize which is similar to those of the thermostats considered (and much lower than the useful stepsize for PNHL-N). Moreover, we observe that the PNH thermostat begins to display non-physical artifacts, at a stepsize of only  $h = 0.05$ . Likewise the LA thermostat has a lower stability threshold. Among the various schemes, PNHL-N is again by far the most stable scheme, exhibiting only a mild deviation from the reference VAF at  $h = 0.17$ .

One of the most important features of DPD simulations is the correct handling of rotational relaxation which will be important for resolving correct vortical motion and long-ranged interactions. We therefore investigate the computation of angular momentum autocorrelation function (AMAF, see Section 5.2.2) for each scheme. The results are shown in Fig. 7. The results here are in many ways similar to those obtained for the velocity autocorrelation function (Fig. 5): the PNH and PNHL methods are consistent with small friction in standard DPD simulation, while LA and Peters schemes are more similar to the moderate friction case ( $\gamma = 4.5$ ). However, only a minor difference is observed between the two regimes and the gap between large and moderate frictions is much smaller than that in the case of the VAF. The NHLA method completely alters the rotational diffusion process, due to incorporation of the additional Nosé-Hoover control, which, however, improves the accuracy and useful stepsize compared to the LA thermostat. Fig. 8 shows the discretization error effect on the AMAF calculation. The



**Figure 6:** Stepsizes effects on the velocity autocorrelation function in various numerical methods were compared. The black solid lines are the reference solutions obtained using very small stepsizes, while those colored lines correspond to different stepsizes.

PNHL-S method shows a slightly enhanced robustness compared to the classical DPD schemes, while most results mimic the performance seen earlier in the case of the VAF (Fig. 6).

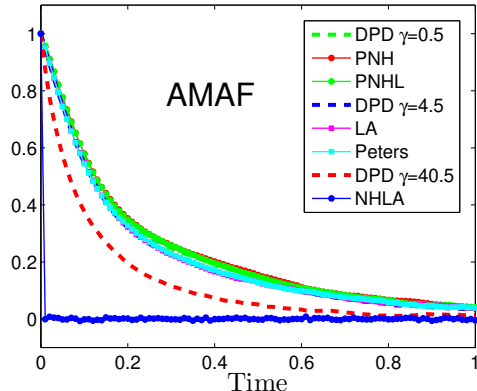
## 5.4 Computational Efficiency

The computational efficiency of the various methods was tested with simulation details in Section 5.1. All the tests were run on a HP Z600 Workstation with 15.7 GB RAM. As shown in Table 2, we calculated the CPU time (milliseconds) taken with the use of Verlet neighbour lists for the integration of a single time step of  $h = 0.05$  (averaged over 10000 consecutive time steps). Note that only the time for the main integration step (without calculating any physical quantity) was counted.

In order to quantitatively compare the overall performance of each method, we define a quantity, the “numerical efficiency”, that measures the amount of simulation time accessible per unit of computational work, i.e.

$$\text{Numerical Efficiency} = \frac{\text{Critical Stepsize}}{\text{CPU Time Per Step}},$$



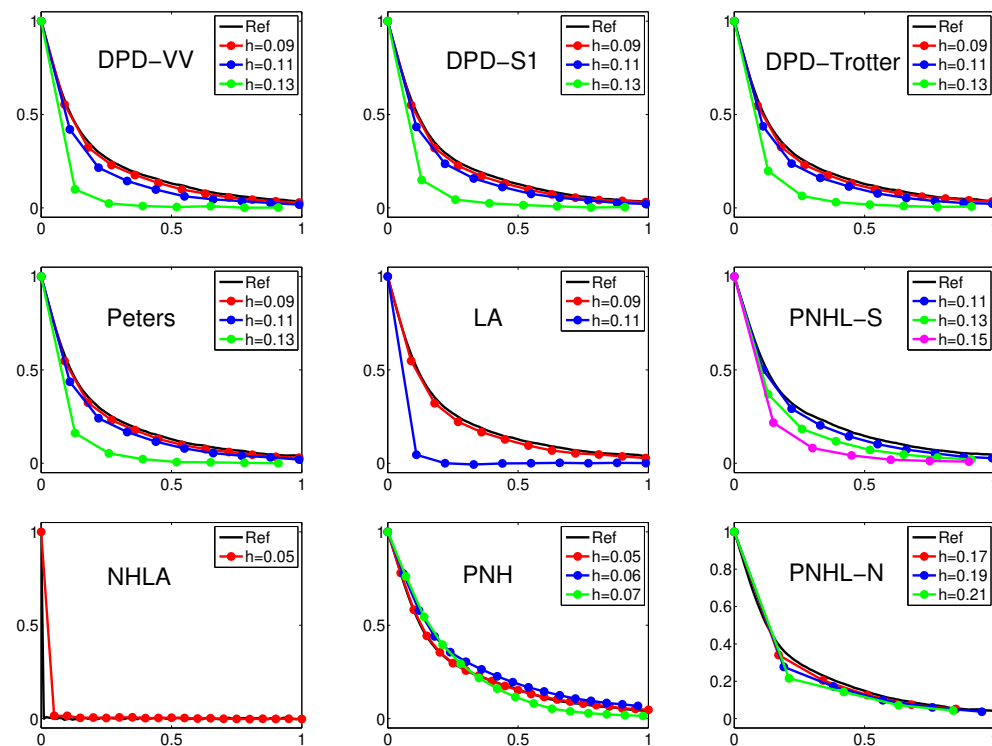


**Figure 7:** Comparisons of angular momentum autocorrelation function (AMAF). The format of the plot is the same as in Fig. 5.

where the “critical stepsize” is defined as the stepsize beyond which pronounced artifacts become apparent in some observable thus rendering the simulation unusable. For practical purposes, we use a threshold of 10% relative error in configurational temperature in determining the critical stepsize. Our reasoning in choosing the configurational temperature as the quantity for determination of the critical stepsize is that (a) it is a sensitive observable and difficult to control in simulation, (b) accuracy of configurational temperature seems to us to be intuitively to be a core requirement for canonical simulation methods, (c) good control of the configurational temperature appears to imply good results in other stationary computations. The choice of 10% as the bar for accuracy is clearly arbitrary. If a smaller error threshold were used, the results may change slightly, but the ordering of the methods in terms of efficiency would remain essentially the same.

We also show the “maximal stepsize” in Table 2, which is the stepsize at which the numerical method is either above 100% relative error in configurational temperature or unstable. Only the PNHL-N method needs to calculate the force twice in each integration step, which is the reason why an almost doubled time was needed than other methods. Finally, the computed “numerical efficiency” of each method was scaled to that of the DPD-VV method since it is still the most popular method in DPD simulations and we use that method as the benchmark in the comparisons.

As can be seen from the table, those standard DPD methods and the Peters thermostat have comparable “numerical efficiency”. The LA and PNH thermostats are slightly better than the commonly-used DPD-VV method with around 15% and 27% improvements, respectively. Both NHLA and PNHL-S methods maintain about 50% enhancement, but the NHLA method may be dropped since we have already seen the complete corruption of the rotational diffusion in Section 5.3. The improvement of the “numerical efficiency” of the PNHL-N is remarkably 87% in comparison to the DPD-VV method. Similarly, we may also compute the enhancements based on kinetic temperature and average potential energy, using the same critical stepsize  $h = 0.05$  as



**Figure 8:** Comparisons of stepsizes effects on the angular momentum autocorrelation function in various numerical methods. The format of the plots is the same as in Fig. 6.

in configurational temperature: 43% for the former and 120% for the latter.

## 6 Conclusions

We have reviewed a number of numerical methods that are widely used in DPD simulations and have also proposed a new stochastic momentum-conserving thermostat, pairwise Nosé-Hoover-Langevin (PNHL) thermostat. Two favorable splitting methods of the PNHL thermostat were introduced and compared with existing methods in the computation of various physical quantities (both static and dynamic).

We have seen that without violating static or dynamic properties substantially larger stepsizes can be used in some methods than in others. For instance we have observed that, for the PNHL thermostat proposed here, the PNHL-N method based on a non-symmetric arrangement of the terms of a splitting, gives an enormous stability benefit. The PNHL-N method needs to calculate the force twice in each integration step, which is computationally costly in the model setting used in this article; nevertheless when the computational overhead is costed carefully the PNHL-N method outperforms the alternatives. To measure the practical performance of numerical methods in DPD simulations quantitatively, we have defined the “numerical efficiency”, based on which we

Method	Critical Stepsize	Maximal Stepsize	Force Calculation	CPU Time	Scaled Efficiency
DPD-VV	0.05	0.10	1	17.710	100.0%
DPD-S1	0.05	0.11	1	17.783	99.6%
DPD-Trotter	0.05	0.11	1	18.482	95.8%
LA	0.05	0.10	1	15.364	115.3%
Peters	0.05	0.11	1	18.286	96.9%
NHLA	0.07	0.13	1	16.281	152.3%
PNH	0.05	0.08	1	13.990	126.6%
PNHL-S	0.08	0.17	1	19.408	146.0%
PNHL-N	0.17	0.23	2	32.183	187.1%

**Table 2:** Comparisons of the computational efficiency of the various numerical methods. “Critical stepsize” is the stepsize beyond which the numerical method starts to show pronounced artifacts, while “maximal stepsize” is the stepsize stability threshold. The “numerical efficiency” of each method was scaled to that of the benchmark DPD-VV method.

have reported substantially improvements of both methods of the newly proposed thermostat, with the symmetric PNHL-S method 46% more efficient than the commonly-used DPD-VV method and the nonsymmetric PNHL-N method incredibly 87% better than the benchmark method in DPD simulations. It should be noted that, if the force calculation is not that expensive in other model settings, the gain of using the PNHL-N method could be further exploited.

Based on the numerical experiments of the velocity and angular momentum autocorrelation functions which characterize the translational and rotational diffusion of the system respectively, DPD and PNHL give rather similar dynamical properties in practice. Even if the derivation of DPD is in terms of a model for a system with interacting particles on two scales [30] and PNHL is more or less ad hoc, the PNHL scheme recovers similar behaviors in practice.

The only difference between PNH and PNHL is the additional Langevin thermostat acting on the dynamical friction, however they perform very differently. This is probably because of the cutoffs used in PNH and the simple potentials there are insufficient internal mechanisms for the system to achieve ergodicity. In contrast, in molecular dynamics with steep pair potentials (e.g. Lennard-Jones), the ergodic properties develop more naturally and the “L” in PNHL can be redundant in some instances. It is also worth mentioning that both PNH and PNHL are not able to vary the Schmidt number since the average of the dynamical friction tends to zero, whereas the Schmidt number can be tuned in other schemes.

We have also investigated the order of convergence of the long-time averages to the invariant measure for a couple of methods described in this article. By extending

the framework recently introduced in Langevin dynamics, we can infer (and verify using numerics) the second order convergence for those nonsymmetric GLA-like methods (DPD-S1, LA and Peters thermostats). However, rigorous investigation on other nonsymmetric methods (NHLA, PNH and PNHL-N methods) that surprisingly obtained second order convergence remains to be established. Overall, we claim here that PNHL thermostat indeed can be used (or may be preferred in some typical cases) in DPD simulations with substantially improved computational efficiency and no degradation of dynamical properties or convergence rate.

## Acknowledgements

The authors thank Charles Matthews for stimulating discussions. BL acknowledges the support of the Engineering and Physical Sciences Research Council (UK) and grant EP/G036136/1. XS gratefully acknowledges the financial support from the University of Edinburgh and China Scholarship Council.

## A Order of Long-time Error

To investigate the order of convergence of the invariant distribution, we define the forward Kolmogorov or Fokker-Planck generator  $\hat{\mathcal{L}}^\dagger$  associated to the propagation of averages under the numerical method with stepsize  $h$  for a SDE. It can be thought of as a perturbation of the exact Fokker-Planck generator  $\mathcal{L}_{\text{Exact}}^\dagger$

$$\hat{\mathcal{L}}^\dagger = \mathcal{L}_{\text{Exact}}^\dagger + h\mathcal{L}_1^\dagger + h^2\mathcal{L}_2^\dagger + O(h^3), \quad (59)$$

for some perturbation operators  $\mathcal{L}_i^\dagger$ .

We also view the invariant distribution  $\hat{\rho}$  associated to the numerical method as a perturbation of the target canonical distribution  $\rho_\beta$

$$\hat{\rho} = \rho_\beta[1 + hf_1 + h^2f_2 + h^3f_3 + O(h^4)], \quad (60)$$

for some correction function  $f_i$  satisfying  $\langle f_i \rangle = 0$ .

Substituting  $\hat{\mathcal{L}}^\dagger$  and  $\hat{\rho}$  into the stationary Fokker-Planck equation

$$\hat{\mathcal{L}}^\dagger \hat{\rho} = 0$$

gives

$$\left( \mathcal{L}_{\text{Exact}}^\dagger + h\mathcal{L}_1^\dagger + h^2\mathcal{L}_2^\dagger + O(h^3) \right) (\rho_\beta[1 + hf_1 + h^2f_2 + h^3f_3 + O(h^4)]) = 0.$$

Since the exact generator preserves the canonical distribution, i.e.  $\mathcal{L}_{\text{Exact}}^\dagger \rho_\beta = 0$ , we obtain

$$\mathcal{L}_{\text{Exact}}^\dagger(\rho_\beta f_1) = -\mathcal{L}_1^\dagger \rho_\beta, \quad (61)$$

by equating first order terms in  $h$ .

For all of the splitting schemes we are able to find the perturbation operator  $\mathcal{L}_1^\dagger$  by using the Baker-Campbell-Hausdorff (BCH) expansion. Formally we can calculate its action on  $\rho_\beta$ , then the leading order correction function  $f_1$  would be the solution of the partial differential equation (61).

According to the definition of the BCH expansion, for linear operators  $X$  and  $Y$ , we have

$$e^{hX}e^{hY} = e^{h(X+Y+\frac{h}{2}[X,Y]+\frac{h^2}{12}([X,[X,Y]]-[Y,[X,Y]])+O(h^3))},$$

and

$$e^{\frac{h}{2}X}e^{hY}e^{\frac{h}{2}X} = e^{h(X+Y+\frac{h^2}{12}([Y,[Y,X]]-\frac{1}{2}[X,[X,Y]])+O(h^4))},$$

where  $[X, Y] = XY - YX$  is the commutator. Therefore, a symmetric splitting (such as DPD-VV and DPD-Trotter) guarantees at least second order convergence automatically whereas a nonsymmetric one could only typically gives first order. In what follows we show that the nonsymmetric schemes widely used in DPD simulations provide second order convergence due to cancellations in the error expansions.

In the example of DPD-S1, which can be termed as OBAB and clearly is not symmetric, each interacting pair preserves the invariant distribution  $\rho_\beta$  (8), i.e.

$$\mathcal{L}_{O_{i,j}}^\dagger \rho_\beta = 0.$$

Thus one can easily verify that the operator  $\mathcal{L}_O^\dagger$  (25) also preserves the invariant distribution

$$\mathcal{L}_O^\dagger \rho_\beta = 0,$$

since all the commutators in the BCH expansion of  $\mathcal{L}_O^\dagger$  would be zero and therefore all the perturbation operators  $\mathcal{L}_i^\dagger$  in Equation 59 would be zero. Also, it can be easily shown that the Hamiltonian operator

$$\mathcal{L}_H^\dagger = \mathcal{L}_A^\dagger + \mathcal{L}_B^\dagger$$

preserves the invariant distribution

$$\mathcal{L}_H^\dagger \rho_\beta = 0.$$

Thus, by applying the BCH expansion on the propagator of the DPD-S1 scheme (24), we obtain

$$\hat{\mathcal{L}}_{\text{DPD-S1}}^\dagger = \mathcal{L}_A^\dagger + \mathcal{L}_B^\dagger + \mathcal{L}_O^\dagger + \frac{h}{2} \left( \left[ \mathcal{L}_A^\dagger, \mathcal{L}_O^\dagger \right] + \left[ \mathcal{L}_B^\dagger, \mathcal{L}_O^\dagger \right] \right) + O(h^2).$$

Hence,

$$\hat{\mathcal{L}}_1^\dagger \rho_\beta = \frac{1}{2} \left( \left[ \mathcal{L}_A^\dagger, \mathcal{L}_O^\dagger \right] + \left[ \mathcal{L}_B^\dagger, \mathcal{L}_O^\dagger \right] \right) \rho_\beta = \frac{1}{2} \left[ \mathcal{L}_H^\dagger, \mathcal{L}_O^\dagger \right] \rho_\beta = 0,$$

which gives the only solution of the PDE (61) to the DPD-S1 scheme

$$f_1 = 0.$$

Given that higher order perturbations in (60) are not generally equal to zero, we have shown that the nonsymmetric DPD-S1 scheme has second order convergence to its invariant distribution. Similarly, we can also demonstrate that both the Lowe-Andersen and Peters thermostats (in the fashion of BABO) maintain second order convergence to the invariant distribution. Since all of the three methods involve a second-order symplectic Verlet method for the deterministic part and other actions only on the Ornstein-Uhlenbeck (OU) process, we may refer them as generalised Geometric Langevin Algorithms of order two (GLA-2) [11] in the context of stochastic momentum-conserving thermostats. It should be emphasized that the OU process in stochastic momentum-conserving thermostats is pairwise and thus different from the general setting in Langevin dynamics (acting only on single particle). Nevertheless, it has been demonstrated that second order is still achieved with the combination of a symplectic method for the deterministic part and an exact solve for the OU process. More discussions regarding the long-time accuracy of the GLA-type methods in Langevin dynamics can be found in [11, 44, 1].

## B Integration Schemes

We list detailed integration steps for each method described in the article here. Verlet neighbour lists [66] are used throughout each method as long as possible.

### DPD Velocity Verlet: DPD-VV

For each particle  $i$

$$\begin{aligned}\mathbf{p}_i^{n+1/2} &= \mathbf{p}_i^n + \left( h\mathbf{F}_i^C(\mathbf{q}^n) + h\mathbf{F}_i^D(\mathbf{q}^n, \mathbf{p}^n) + \sqrt{h}\mathbf{F}_i^R(\mathbf{q}^n) \right) / 2, \\ \mathbf{q}_i^{n+1} &= \mathbf{q}_i^n + hm_i^{-1}\mathbf{p}_i^{n+1/2}, \\ \mathbf{p}_i^{n+1} &= \mathbf{p}_i^{n+1/2} + \left( h\mathbf{F}_i^C(\mathbf{q}^{n+1}) + h\mathbf{F}_i^D(\mathbf{q}^n, \mathbf{p}^{n+1/2}) + \sqrt{h}\mathbf{F}_i^R(\mathbf{q}^{n+1}) \right) / 2,\end{aligned}$$

where  $\mathbf{F}_i^C(\mathbf{q})$ ,  $\mathbf{F}_i^D(\mathbf{q}, \mathbf{p})$  and  $\mathbf{F}_i^R(\mathbf{q})$  are conservative, dissipative and random forces, respectively, in standard DPD system.

## Shardlow's Splitting Method: DPD-S1

For each interacting pair within cutoff radius ( $q_{ij} < r_c$ )

$$\begin{aligned}
\mathbf{p}_i^{n+1/4} &= \mathbf{p}_i^n - \gamma\omega^D(q_{ij}^n)(\hat{\mathbf{q}}_{ij}^n \cdot \mathbf{v}_{ij}^n)\hat{\mathbf{q}}_{ij}^n h/2 + \sigma\omega^R(q_{ij}^n)\hat{\mathbf{q}}_{ij}^n dW_{ij}^n/2, \\
\mathbf{p}_j^{n+1/4} &= \mathbf{p}_j^n + \gamma\omega^D(q_{ij}^n)(\hat{\mathbf{q}}_{ij}^n \cdot \mathbf{v}_{ij}^n)\hat{\mathbf{q}}_{ij}^n h/2 - \sigma\omega^R(q_{ij}^n)\hat{\mathbf{q}}_{ij}^n dW_{ij}^n/2, \\
\mathbf{p}_i^{n+2/4} &= \mathbf{p}_i^{n+1/4} + \sigma\omega^R(q_{ij}^n)\hat{\mathbf{q}}_{ij}^n dW_{ij}^n/2 \\
&\quad - \frac{\gamma\omega^D(q_{ij}^n)h}{2(1 + \gamma\omega^D(q_{ij}^n)h)} \left( (\hat{\mathbf{q}}_{ij}^n \cdot \mathbf{v}_{ij}^{n+1/4})\hat{\mathbf{q}}_{ij}^n + \sigma\omega^R(q_{ij}^n)\hat{\mathbf{q}}_{ij}^n dW_{ij}^n \right), \\
\mathbf{p}_j^{n+2/4} &= \mathbf{p}_j^{n+1/4} - \sigma\omega^R(q_{ij}^n)\hat{\mathbf{q}}_{ij}^n dW_{ij}^n/2 \\
&\quad + \frac{\gamma\omega^D(q_{ij}^n)h}{2(1 + \gamma\omega^D(q_{ij}^n)h)} \left( (\hat{\mathbf{q}}_{ij}^n \cdot \mathbf{v}_{ij}^{n+1/4})\hat{\mathbf{q}}_{ij}^n + \sigma\omega^R(q_{ij}^n)\hat{\mathbf{q}}_{ij}^n dW_{ij}^n \right),
\end{aligned}$$

where  $dW_{ij}(t) = dW_{ji}(t)$  are independent increments of a Wiener process with mean zero and variance  $h$ .

For each particle  $i$

$$\begin{aligned}
\mathbf{p}_i^{n+3/4} &= \mathbf{p}_i^{n+2/4} + h\mathbf{F}_i^C(\mathbf{q}^n)/2, \\
\mathbf{q}_i^{n+1} &= \mathbf{q}_i^n + hm_i^{-1}\mathbf{p}_i^{n+3/4}, \\
\mathbf{p}_i^{n+1} &= \mathbf{p}_i^{n+3/4} + h\mathbf{F}_i^C(\mathbf{q}^{n+1})/2.
\end{aligned}$$

## DPD Trotter Scheme: DPD-Trotter

For each interacting pair within cutoff radius ( $q_{ij} < r_c$ )

$$\begin{aligned}
\mathbf{p}_i^{n+1/2} &= \mathbf{p}_i^n + hm_{ij}\Delta v_{ij}(\mathbf{q}^n, \mathbf{p}^n)\hat{\mathbf{q}}_{ij}^n/2, \\
\mathbf{p}_j^{n+1/2} &= \mathbf{p}_j^n - hm_{ij}\Delta v_{ij}(\mathbf{q}^n, \mathbf{p}^n)\hat{\mathbf{q}}_{ij}^n/2,
\end{aligned}$$

with

$$\Delta v_{ij} = (\hat{\mathbf{q}}_{ij} \cdot \mathbf{v}_{ij} - \hat{\mathbf{q}}_{ij} \cdot \mathbf{F}_{ij}^C(\mathbf{q})/(\tau m_{ij})) (e^{-\tau h} - 1) + \sqrt{k_B T(1 - e^{-2\tau h})/m_{ij}} R(t),$$

where  $\tau = \gamma\omega^D/m_{ij}$ ,  $m_{ij} = m_i m_j / (m_i + m_j)$  and  $R(t)$  are normally distributed variables with zero mean and unit variance.

For each particle  $i$

$$\mathbf{q}_i^{n+1} = \mathbf{q}_i^n + hm_i^{-1}\mathbf{p}_i^{n+1/2}.$$

For each interacting pair within cutoff radius ( $q_{ij} < r_c$ )

$$\begin{aligned}
\mathbf{p}_i^{n+1} &= \mathbf{p}_i^{n+1/2} + hm_{ij}\Delta v_{ij}(\mathbf{q}^{n+1}, \mathbf{p}^{n+1/2})\hat{\mathbf{q}}_{ij}^{n+1}/2, \\
\mathbf{p}_j^{n+1} &= \mathbf{p}_j^{n+1/2} - hm_{ij}\Delta v_{ij}(\mathbf{q}^{n+1}, \mathbf{p}^{n+1/2})\hat{\mathbf{q}}_{ij}^{n+1}/2.
\end{aligned}$$

## Lowe-Andersen Thermostat: LA

For each particle  $i$

$$\begin{aligned}\mathbf{p}_i^{n+1/3} &= \mathbf{p}_i^n + h\mathbf{F}_i^C(\mathbf{q}^n)/2, \\ \mathbf{q}_i^{n+1} &= \mathbf{q}_i^n + hm_i^{-1}\mathbf{p}_i^{n+1/3}, \\ \mathbf{p}_i^{n+2/3} &= \mathbf{p}_i^{n+1/3} + h\mathbf{F}_i^C(\mathbf{q}^{n+1})/2.\end{aligned}$$

For each interacting pair within cutoff radius ( $q_{ij} < r_c$ )

$$\begin{aligned}\mathbf{p}_i^{n+1} &= \mathbf{p}_i^{n+2/3} + \Delta\mathbf{p}_{ij}, \\ \mathbf{p}_j^{n+1} &= \mathbf{p}_j^{n+2/3} - \Delta\mathbf{p}_{ij},\end{aligned}$$

where

$$\Delta\mathbf{p}_{ij} = m_{ij} \left( R(t) \sqrt{k_B T / m_{ij}} - \hat{\mathbf{q}}_{ij}^{n+1} \cdot \mathbf{v}_{ij}^{n+2/3} \right) \hat{\mathbf{q}}_{ij}^{n+1}.$$

## Peters Scheme II: Peters

For each particle  $i$

$$\begin{aligned}\mathbf{p}_i^{n+1/3} &= \mathbf{p}_i^n + h\mathbf{F}_i^C(\mathbf{q}^n)/2, \\ \mathbf{q}_i^{n+1} &= \mathbf{q}_i^n + hm_i^{-1}\mathbf{p}_i^{n+1/3}, \\ \mathbf{p}_i^{n+2/3} &= \mathbf{p}_i^{n+1/3} + h\mathbf{F}_i^C(\mathbf{q}^{n+1})/2.\end{aligned}$$

For each interacting pair within cutoff radius ( $q_{ij} < r_c$ )

$$\begin{aligned}\mathbf{p}_i^{n+1} &= \mathbf{p}_i^{n+2/3} + \Delta\mathbf{p}_{ij}, \\ \mathbf{p}_j^{n+1} &= \mathbf{p}_j^{n+2/3} - \Delta\mathbf{p}_{ij},\end{aligned}$$

with

$$\Delta\mathbf{p}_{ij} = \left( -\gamma_{ij}(\hat{\mathbf{q}}_{ij}^{n+1} \cdot \mathbf{v}_{ij}^{n+2/3})h + \sigma_{ij}\sqrt{h}R(t) \right) \hat{\mathbf{q}}_{ij}^{n+1},$$

where

$$\gamma_{ij} = \frac{m_{ij}}{h} \left( 1 - \exp \left[ -\frac{\gamma\omega^D(q_{ij})h}{m_{ij}} \right] \right), \quad \sigma_{ij} = \frac{k_B T m_{ij}}{h} \left( 1 - \exp \left[ -\frac{2\gamma\omega^D(q_{ij})h}{m_{ij}} \right] \right),$$

where  $\gamma$  and  $\sigma$  are the same dissipation and random coefficients respectively as in standard DPD system.



## Nosé-Hoover-Lowe-Andersen Thermostat: NHLA

For each particle  $i$

$$\begin{aligned}\mathbf{q}_i^{n+1} &= \mathbf{q}_i^n + h\mathbf{v}_i^n + h^2\mathbf{F}_i^C(\mathbf{q}^n)/2, \\ \mathbf{v}_i^{n+1/4} &= \mathbf{v}_i^n + h\mathbf{F}_i^C(\mathbf{q}^n)/2.\end{aligned}$$

For  $(1 - P)$  fraction interacting pairs within cutoff radius ( $q_{ij} < r_c$ )

$$\begin{aligned}\mathbf{F}_i^D(\mathbf{q}^{n+1}, \mathbf{p}^{n+1/4}) &= \mathbf{F}_i^D(\mathbf{q}^n, \mathbf{p}^n) + \mathbf{F}_{ij}^D(\mathbf{q}^{n+1}, \mathbf{p}^{n+1/4}), \\ \mathbf{F}_j^D(\mathbf{q}^{n+1}, \mathbf{p}^{n+1/4}) &= \mathbf{F}_j^D(\mathbf{q}^n, \mathbf{p}^n) - \mathbf{F}_{ij}^D(\mathbf{q}^{n+1}, \mathbf{p}^{n+1/4}),\end{aligned}$$

where

$$\mathbf{F}_{ij}^D(\mathbf{q}^{n+1}, \mathbf{p}^{n+1/4}) = \frac{0.9}{\rho h} \omega^R(q_{ij}) (\hat{\mathbf{q}}_{ij}^{n+1} \cdot \mathbf{v}_{ij}^{n+1/4}) \hat{\mathbf{q}}_{ij}^{n+1},$$

where  $\rho$  is the particle density.

For each particle  $i$

$$\begin{aligned}\mathbf{v}_i^{n+2/4} &= \mathbf{v}_i^{n+1/4} + h\mathbf{F}_i^C(\mathbf{q}^{n+1})/2, \\ \mathbf{p}_i^{n+3/4} &= \mathbf{p}_i^{n+2/4} + h(1 - \tilde{T}_k/T_0)\mathbf{F}_i^D(\mathbf{q}^{n+1}, \mathbf{p}^{n+1/4}),\end{aligned}$$

where  $\tilde{T}_k$  is the momentary kinetic temperature and  $T_0$  is the desired temperature.

For the remaining ( $P$ ) fraction interacting pairs within cutoff radius ( $q_{ij} < r_c$ )

$$\begin{aligned}\mathbf{p}_i^{n+1} &= \mathbf{p}_i^{n+3/4} + \Delta\mathbf{p}_{ij}, \\ \mathbf{p}_j^{n+1} &= \mathbf{p}_j^{n+3/4} - \Delta\mathbf{p}_{ij},\end{aligned}$$

where

$$\Delta\mathbf{p}_{ij} = m_{ij} \left( R(t) \sqrt{k_B T / m_{ij}} - \hat{\mathbf{q}}_{ij}^{n+1} \cdot \mathbf{v}_{ij}^{n+3/4} \right) \hat{\mathbf{q}}_{ij}^{n+1}.$$

## Pairwise Nosé-Hoover Thermostat: PNH

For each particle  $i$

$$\begin{aligned}\mathbf{p}_i^{n+1/2} &= \mathbf{p}_i^n + h(\mathbf{F}_i^C(\mathbf{q}^n) - \xi^n \mathbf{V}_i(\mathbf{q}^n, \mathbf{p}^{n-1/2}))/2, \\ \xi^{n+1/2} &= \xi^n + hG(\mathbf{q}^n, \mathbf{p}^{n-1/2})/2, \\ \mathbf{q}_i^{n+1} &= \mathbf{q}_i^n + hm_i^{-1} \mathbf{p}_i^{n+1/2}, \\ \mathbf{p}_i^{n+1} &= \mathbf{p}_i^{n+1/2} + h(\mathbf{F}_i^C(\mathbf{q}^{n+1}) - \xi^{n+1/2} \mathbf{V}_i(\mathbf{q}^{n+1}, \mathbf{p}^{n+1/2}))/2, \\ \xi^{n+1} &= \xi^{n+1/2} + hG(\mathbf{q}^{n+1}, \mathbf{p}^{n+1/2})/2,\end{aligned}$$

where

$$\begin{aligned}\mathbf{V}_i(\mathbf{q}, \mathbf{p}) &= \sum_{j \neq i} \omega^D(q_{ij}) (\hat{\mathbf{q}}_{ij} \cdot \mathbf{v}_{ij}) \hat{\mathbf{q}}_{ij}, \\ G(\mathbf{q}, \mathbf{p}) &= \mu^{-1} \sum_i \sum_{j > i} \omega^D(q_{ij}) [(\mathbf{v}_{ij} \cdot \hat{\mathbf{q}}_{ij})^2 - k_B T / m_{ij}].\end{aligned}$$

## Symmetric Pairwise Nosé-Hoover-Langevin Thermostat: PNHL-S

For each particle  $i$

$$\begin{aligned}\mathbf{q}_i^{n+1/2} &= \mathbf{q}_i^n + hm_i^{-1}\mathbf{p}_i^n/2, \\ \mathbf{p}_i^{n+1/4} &= \mathbf{p}_i^n + h\mathbf{F}_i^C(\mathbf{q}^{n+1/2})/2.\end{aligned}$$

For each interacting pair within cutoff radius ( $q_{ij} < r_c$ )

$$\begin{aligned}\mathbf{p}_i^{n+2/4} &= \mathbf{p}_i^{n+1/4} + hm_{ij}\Delta v_{ij}(\mathbf{q}^{n+1/2}, \mathbf{p}^{n+1/4})\hat{\mathbf{q}}_{ij}^{n+1/2}/2, \\ \mathbf{p}_j^{n+2/4} &= \mathbf{p}_j^{n+1/4} - hm_{ij}\Delta v_{ij}(\mathbf{q}^{n+1/2}, \mathbf{p}^{n+1/4})\hat{\mathbf{q}}_{ij}^{n+1/2}/2,\end{aligned}$$

where

$$\Delta v_{ij} = (\hat{\mathbf{q}}_{ij} \cdot \mathbf{v}_{ij})(e^{-\tau h} - 1).$$

For additional variable  $\xi$

$$\begin{aligned}\xi^{n+1/3} &= \xi^n + hG(\mathbf{q}^{n+1/2}, \mathbf{p}^{n+2/4})/2, \\ \xi^{n+2/3} &= e^{-\gamma^*h}\xi^{n+1/3} + \sqrt{k_B T(1 - e^{-2\gamma^*h})}/\mu R(t), \\ \xi^{n+1} &= \xi^{n+2/3} + hG(\mathbf{q}^{n+1/2}, \mathbf{p}^{n+2/4})/2.\end{aligned}$$

For each interacting pair within cutoff radius ( $q_{ij} < r_c$ )

$$\begin{aligned}\mathbf{p}_i^{n+3/4} &= \mathbf{p}_i^{n+2/4} + hm_{ij}\Delta v_{ij}(\mathbf{q}^{n+1/2}, \mathbf{p}^{n+2/4})\hat{\mathbf{q}}_{ij}^{n+1/2}/2, \\ \mathbf{p}_j^{n+3/4} &= \mathbf{p}_j^{n+2/4} - hm_{ij}\Delta v_{ij}(\mathbf{q}^{n+1/2}, \mathbf{p}^{n+2/4})\hat{\mathbf{q}}_{ij}^{n+1/2}/2,\end{aligned}$$

For each particle  $i$

$$\begin{aligned}\mathbf{p}_i^{n+1} &= \mathbf{p}_i^{n+3/4} + h\mathbf{F}_i^C(\mathbf{q}^{n+1/2})/2, \\ \mathbf{q}_i^{n+1} &= \mathbf{q}_i^{n+1/2} + hm_i^{-1}\mathbf{p}_i^{n+1}/2.\end{aligned}$$

## Nonsymmetric Pairwise Nosé-Hoover-Langevin Thermostat: PNHL-N

For each particle  $i$

$$\begin{aligned}\mathbf{q}_i^{n+1/2} &= \mathbf{q}_i^n + hm_i^{-1}\mathbf{p}_i^n/2, \\ \mathbf{p}_i^{n+1/4} &= \mathbf{p}_i^n + h\mathbf{F}_i^C(\mathbf{q}^{n+1/2})/2.\end{aligned}$$

For each interacting pair within cutoff radius ( $q_{ij} < r_c$ )

$$\begin{aligned}\mathbf{p}_i^{n+2/4} &= \mathbf{p}_i^{n+1/4} + hm_{ij}\Delta v_{ij}(\mathbf{q}^{n+1/2}, \mathbf{p}^{n+1/4})\hat{\mathbf{q}}_{ij}^{n+1/2}/2, \\ \mathbf{p}_j^{n+2/4} &= \mathbf{p}_j^{n+1/4} - hm_{ij}\Delta v_{ij}(\mathbf{q}^{n+1/2}, \mathbf{p}^{n+1/4})\hat{\mathbf{q}}_{ij}^{n+1/2}/2,\end{aligned}$$

where

$$\Delta v_{ij} = (\hat{\mathbf{q}}_{ij} \cdot \mathbf{v}_{ij}) (e^{-\tau h} - 1).$$

For additional variable  $\xi$

$$\begin{aligned}\xi^{n+1/3} &= \xi^n + hG(\mathbf{q}^{n+1/2}, \mathbf{p}^{n+2/4})/2, \\ \xi^{n+2/3} &= e^{-\gamma^* h} \xi^{n+1/3} + \sqrt{k_B T (1 - e^{-2\gamma^* h})} / \mu \mathbf{R}(t), \\ \xi^{n+1} &= \xi^{n+2/3} + hG(\mathbf{q}^{n+1/2}, \mathbf{p}^{n+2/4})/2.\end{aligned}$$

For each interacting pair within cutoff radius ( $q_{ij} < r_c$ )

$$\begin{aligned}\mathbf{p}_i^{n+3/4} &= \mathbf{p}_i^{n+2/4} + hm_{ij} \Delta v_{ij}(\mathbf{q}^{n+1/2}, \mathbf{p}^{n+2/4}) \hat{\mathbf{q}}_{ij}^{n+1/2} / 2, \\ \mathbf{p}_j^{n+3/4} &= \mathbf{p}_j^{n+2/4} - hm_{ij} \Delta v_{ij}(\mathbf{q}^{n+1/2}, \mathbf{p}^{n+2/4}) \hat{\mathbf{q}}_{ij}^{n+1/2} / 2,\end{aligned}$$

For each particle  $i$

$$\begin{aligned}\mathbf{q}_i^{n+1} &= \mathbf{q}_i^{n+1/2} + hm_i^{-1} \mathbf{p}_i^{n+3/4} / 2, \\ \mathbf{p}_i^{n+1} &= \mathbf{p}_i^{n+3/4} + h\mathbf{F}_i^C(\mathbf{q}^{n+1}) / 2.\end{aligned}$$

## References

- [1] A. Abdulle, G. Vilmart, and K. Zygalakis. Long time accuracy of Lie-Trotter splitting methods for Langevin dynamics. 16 pages, Mar. 2014.
- [2] Y. Afshar, F. Schmid, A. Pishevar, and S. Worley. Exploiting seeding of random number generators for efficient domain decomposition parallelization of dissipative particle dynamics. *Computer Physics Communications*, 184(4):1119–1128, Apr 2013.
- [3] M. P. Allen. Configurational temperature in membrane simulations using dissipative particle dynamics. *The Journal of Physical Chemistry B*, 110(8):3823–3830, 2006.
- [4] M. P. Allen and F. Schmid. A thermostat for molecular dynamics of complex fluids. *Molecular Simulation*, 33(1-2):21–26, 2007.
- [5] M. P. Allen and D. J. Tildesley. *Computer Simulation of Liquids*. Oxford university press, 1989.
- [6] H. C. Andersen. Molecular dynamics simulations at constant pressure and/or temperature. *The Journal of Chemical Physics*, 72(4):2384, 1980.
- [7] H. J. Berendsen, J. P. M. Postma, W. F. van Gunsteren, A. DiNola, and J. Haak. Molecular dynamics with coupling to an external bath. *The Journal of Chemical Physics*, 81:3684, 1984.

- [8] B. J. Berne and G. D. Harp. On the calculation of time correlation functions. *Advances in Chemical Physics*, pages 63–227, Jan 1970.
- [9] G. Besold, I. Vattulainen, M. Karttunen, and J. M. Polson. Towards better integrators for dissipative particle dynamics simulations. *Physical Review E*, 62(6):R7611, 2000.
- [10] E. Boek, P. Coveney, H. Lekkerkerker, and P. van der Schoot. Simulating the rheology of dense colloidal suspensions using dissipative particle dynamics. *Physical Review E*, 55(3):3124, 1997.
- [11] N. Bou-Rabee and H. Owhadi. Long-run accuracy of variational integrators in the stochastic context. *SIAM Journal on Numerical Analysis*, 48(1):278–297, 2010.
- [12] A. Brünger, C. L. Brooks III, and M. Karplus. Stochastic boundary conditions for molecular dynamics simulations of ST2 water. *Chemical Physics Letters*, 105(5):495–500, 1984.
- [13] B. Butler, G. Ayton, O. G. Jepps, and D. J. Evans. Configurational temperature: verification of Monte Carlo simulations. *The Journal of Chemical Physics*, 109(16):6519, 1998.
- [14] A. Chaudhri and J. R. Lukes. Velocity and stress autocorrelation decay in isothermal dissipative particle dynamics. *Physical Review E*, 81(2):026707, 2010.
- [15] P. V. Coveney and K. E. Novik. Computer simulations of domain growth and phase separation in two-dimensional binary immiscible fluids using dissipative particle dynamics. *Physical Review E*, 54(5):5134, 1996.
- [16] G. De Fabritiis, M. Serrano, P. Español, and P. Coveney. Efficient numerical integrators for stochastic models. *Physica A: Statistical Mechanics and its Applications*, 361(2):429–440, 2006.
- [17] W. Den Otter and J. Clarke. A new algorithm for dissipative particle dynamics. *EPL (Europhysics Letters)*, 53(4):426, 2001.
- [18] A. Einstein. Über die von der molekularkinetischen Theorie der Wärme geforderte Bewegung von in ruhenden Flüssigkeiten suspendierten Teilchen. *Annalen der Physik*, 322(8):549–560, 1905.
- [19] P. Español and P. Warren. Statistical mechanics of dissipative particle dynamics. *EPL (Europhysics Letters)*, 30(4):191, 1995.
- [20] D. J. Evans and G. Morriss. *Statistical Mechanics of Nonequilibrium Liquids*. Cambridge University Press, 2008.

- [21] X. Fan, N. Phan-Thien, S. Chen, X. Wu, and T. Yong Ng. Simulating flow of DNA suspension using dissipative particle dynamics. *Physics of Fluids*, 18(6):063102, 2006.
- [22] D. Frenkel and B. Smit. *Understanding Molecular Simulation, Second Edition: From Algorithms to Applications (Computational Science)*. Academic Press, 2001. ISBN 0122673514.
- [23] J. Gibson, K. Chen, and S. Chynoweth. The equilibrium of a velocity-Verlet type algorithm for DPD with finite time steps. *International Journal of Modern Physics C*, 10(01):241–261, 1999.
- [24] M. S. Green. Markoff random processes and the statistical mechanics of time-dependent phenomena. II. Irreversible processes in fluids. *The Journal of Chemical Physics*, 22(3):398–413, 1954.
- [25] R. D. Groot and P. B. Warren. Dissipative particle dynamics: Bridging the gap between atomistic and mesoscopic simulation. *The Journal of Chemical Physics*, 107:4423, 1997.
- [26] Y. Han and D. Grier. Configurational temperature of charge-stabilized colloidal monolayers. *Physical Review Letters*, 92(14), Apr 2004.
- [27] Y. Han and D. G. Grier. Configurational temperatures and interactions in charge-stabilized colloid. *The Journal of Chemical Physics*, 122(6):064907, 2005.
- [28] G. Harp and B. Berne. Time-correlation functions, memory functions, and molecular dynamics. *Physical Review A*, 2(3):975, 1970.
- [29] G. Harp and B. J. Berne. Linear- and angular-momentum autocorrelation functions in diatomic liquids. *The Journal of Chemical Physics*, 49:1249, 1968.
- [30] C. Hijón, P. Español, E. Vanden-Eijnden, and R. Delgado-Buscalioni. Mori-Zwanzig formalism as a practical computational tool. *Faraday discussions*, 144:301–322, 2010.
- [31] J. O. Hirschfelder. Classical and quantum mechanical hypervirial theorems. *The Journal of Chemical Physics*, 33(5):1462, 1960.
- [32] P. Hoogerbrugge and J. Koelman. Simulating microscopic hydrodynamic phenomena with dissipative particle dynamics. *EPL (Europhysics Letters)*, 19(3):155, 1992.
- [33] W. Hoover. *Computational Statistical Mechanics (Studies in Modern Thermodynamics)*. Elsevier Science, 1991. ISBN 0444881921.
- [34] W. G. Hoover. Canonical dynamics: Equilibrium phase-space distributions. *Physical Review A*, 31(3):1695, 1985.

- [35] A. F. Jakobsen, G. Besold, and O. G. Mouritsen. Multiple time step update schemes for dissipative particle dynamics. *The Journal of Chemical Physics*, 124: 094104, 2006.
- [36] A. F. Jakobsen, O. G. Mouritsen, and G. Besold. Artifacts in dynamical simulations of coarse-grained model lipid bilayers. *The Journal of Chemical Physics*, 122(20): 204901, 2005.
- [37] M. Karttunen, I. Vattulainen, and A. Lukkarinen. *Novel Methods in Soft Matter Simulations*, volume 640. Springer, 2004.
- [38] P. E. Kloeden and E. Platen. *Numerical Solution of Stochastic Differential Equations (Stochastic Modelling and Applied Probability)*. Springer, 1992. ISBN 3540540628.
- [39] E. A. Koopman and C. P. Lowe. Advantages of a Lowe-Andersen thermostat in molecular dynamics simulations. *The Journal of Chemical Physics*, 124(20): 204103, 2006.
- [40] R. Kubo. Statistical-mechanical theory of irreversible processes. I. General theory and simple applications to magnetic and conduction problems. *J. Phys. Soc. Jpn.*, 12(6):570–586, Jun 1957.
- [41] H. Lei, B. Caswell, and G. E. Karniadakis. Direct construction of mesoscopic models from microscopic simulations. *Phys. Rev. E*, 81(2), Feb 2010.
- [42] B. Leimkuhler and C. Matthews. Rational construction of stochastic numerical methods for molecular sampling. *Applied Mathematics Research eXpress*, 2013(1): 34–56, 2013.
- [43] B. Leimkuhler and C. Matthews. Robust and efficient configurational molecular sampling via Langevin dynamics. *The Journal of Chemical Physics*, 138:174102, 2013.
- [44] B. Leimkuhler, C. Matthews, and G. Stoltz. The computation of averages from equilibrium and nonequilibrium Langevin molecular dynamics. Aug. 2013.
- [45] B. Leimkuhler, C. Matthews, and M. V. Tretyakov. On the long-time integration of stochastic gradient systems. Feb. 2014.
- [46] C. Lowe. An alternative approach to dissipative particle dynamics. *EPL (Europhysics Letters)*, 47(2):145, 1999.
- [47] A. Lyubartsev and A. Laaksonen. Calculation of effective interaction potentials from radial distribution functions: A reverse Monte Carlo approach. *Phys. Rev. E*, 52(4):3730–3737, Oct 1995.

- [48] P. Nikunen, M. Karttunen, and I. Vattulainen. How would you integrate the equations of motion in dissipative particle dynamics simulations? *Computer Physics Communications*, 153(3):407–423, 2003.
- [49] S. Nosé. A molecular dynamics method for simulations in the canonical ensemble. *Molecular physics*, 52(2):255–268, 1984.
- [50] S. Nosé. A unified formulation of the constant temperature molecular dynamics methods. *The Journal of Chemical Physics*, 81:511, 1984.
- [51] I. Pagonabarraga, M. Hagen, and D. Frenkel. Self-consistent dissipative particle dynamics algorithm. *EPL (Europhysics Letters)*, 42(4):377, 1998.
- [52] E. Peters. Elimination of time step effects in DPD. *EPL (Europhysics Letters)*, 66(3):311, 2004.
- [53] C. L. Phillips, J. A. Anderson, and S. C. Glotzer. Pseudo-random number generation for Brownian Dynamics and Dissipative Particle Dynamics simulations on GPU devices. *Journal of Computational Physics*, 230(19):7191–7201, Aug 2011.
- [54] H. H. Rugh. Dynamical approach to temperature. *Physical Review Letters*, 78(5):772, 1997.
- [55] A. Schlijper, P. Hoogerbrugge, and C. Manke. Computer simulation of dilute polymer solutions with the dissipative particle dynamics method. *Journal of Rheology*, 39:567, 1995.
- [56] M. A. Seaton, R. L. Anderson, S. Metz, and W. Smith. DL\_MESO: highly scalable mesoscale simulations. *Molecular Simulation*, 39(10):796–821, Sep 2013.
- [57] M. Serrano, G. De Fabritiis, P. Español, and P. V. Coveney. A stochastic Trotter integration scheme for dissipative particle dynamics. *Mathematics and Computers in Simulation*, 72(2):190–194, 2006.
- [58] T. Shardlow. Splitting for dissipative particle dynamics. *SIAM Journal on Scientific Computing*, 24(4):1267–1282, 2003.
- [59] T. Shardlow and Y. Yan. Geometric ergodicity for dissipative particle dynamics. *Stochastics and Dynamics*, 6(01):123–154, 2006.
- [60] T. Soddemann, B. Dünweg, and K. Kremer. Dissipative particle dynamics: A useful thermostat for equilibrium and nonequilibrium molecular dynamics simulations. *Physical Review E*, 68(4):046702, 2003.
- [61] S. D. Stoyanov and R. D. Groot. From molecular dynamics to hydrodynamics: A novel Galilean invariant thermostat. *The Journal of Chemical Physics*, 122:114112, 2005.

- [62] G. Strang. On the construction and comparison of difference schemes. *SIAM Journal on Numerical Analysis*, 5(3):506517, Sep 1968.
- [63] D. Talay and L. Tubaro. Expansion of the global error for numerical schemes solving stochastic differential equations. *Stochastic Analysis and Applications*, 8(4):483–509, Jan 1990.
- [64] F. Thalmann and J. Farago. Trotter derivation of algorithms for Brownian and dissipative particle dynamics. *The Journal of Chemical Physics*, 127:124109, 2007.
- [65] I. Vattulainen, M. Karttunen, G. Besold, and J. M. Polson. Integration schemes for dissipative particle dynamics simulations: From softly interacting systems towards hybrid models. *The Journal of Chemical Physics*, 116:3967, 2002.
- [66] L. Verlet. Computer “experiments” on classical fluids. I. Thermodynamical properties of Lennard-Jones molecules. *Physical Review*, 159(1):98, 1967.