

On Fundamental Trade-offs of Device-to-Device Communications in Large Wireless Networks

Andrés Altieri, Pablo Piantanida, Leonardo Rey Vega, and Cecilia G. Galarza

Abstract

This paper studies the gains, in terms of served requests, attainable through out-of-band device-to-device (D2D) video exchanges in large cellular networks. A stochastic framework, in which users are clustered to exchange files, is introduced, considering several aspects of this problem: the file-caching policy, user matching for exchanges, aspects regarding scheduling and transmissions. A family of *admissible protocols* is introduced: each protocol is composed of a *clustering strategy* induced by any hard-core point process, and any suitable *in-cluster coordination strategy*, which dictates the dynamics inside the clusters. Two metrics, quantifying the “local” and “global” fraction of video requests served through D2D are defined, and relevant trade-off regions involving these metrics, as well as quality-of-service constraints are identified. A simple coordination strategy is proposed and analyzed, to obtain inner bounds to the trade-off regions, and draw conclusions on the performance attainable through D2D. To this end, an analysis of the time-varying interference that the nodes experience, and tight approximations of its Laplace transform are derived.

I. INTRODUCTION

A. Motivation and Related Work

Cellular device-to-device (D2D) communications, in which two or more mobile users establish a direct link without going through the Base Station (BS), have emerged as a viable alternative to

Partially supported by the Eiffel scholarship of France and FP7 Network of Excellence in Wireless COMMunications NEWCOM#. A. Altieri and P. Piantanida are with the Department of Telecommunications, SUPELEC, 91192 Gif-sur-Yvette, France (e-mail: {andres.altieri,pablo.piantanida}@supelec.fr).

L. Rey Vega and C. Galarza are with the Departments of Electronics (FIUBA) and CSC-CONICET, Buenos Aires, Argentina (e-mail: {lrey,cgalar}@fi.uba.ar).

partially cope with the increasing demands in data traffic and connectivity that cellular networks will face in the future. Generally speaking, D2D communications are opportunistic, one-hop, short range transmissions in which the BS can be used for coordination and acts as a last case fall-back alternative [1]. This allows –among other things– for a higher spatial frequency reuse, energy efficiency, coverage extension, and a reduced load on the backhaul.

The scope of D2D communications is very wide, from machine-to-machine (M2M), gaming and relaying, to content distribution or even public safety networks [1], [2]. Among these, an important application is that of video content distribution. This is because, in the next few years, traffic from wireless and mobile devices will exceed traffic from wired devices, and this will be largely related to an increase in *video on demand* (VoD) and Internet-to-TV downloads, which can have a multiplier effect on traffic [3]. The asynchronous nature of VoD requests implies that, in many cases, multicasting strategies for file transmissions cannot be employed, even though a small library of videos may be accessed by many users [4]. An approach that has been recently proposed to mitigate this consists in including small distributed caching stations with a limited backhaul that can locally serve video file demands [5], [6]. Another approach [4] is to take advantage of the low-cost largely-unused storage space that is available in many wireless devices to store and exchange files locally. In this way, a user that has recently watched a video or accessed a file and has unused storage available, can keep the file in case a nearby user may request it. In this paper we focus on this last approach, which, in principle, would not require dedicated storage units. Our main goal is to study the potential benefits that could be obtained through a distributed user-caching strategy, by considering the fraction of mean video requests that could be served through D2D, without requiring the BS to transmit them. This may yield some insight on the impact of D2D in terms of file availability and backhaul load, which may have implications both economically and in terms of quality of service. To this end, we introduce a simple framework for analysis, based on a stochastic geometry model [7], [8]. In this framework, users are assumed to be grouped into clusters where D2D file exchanges take place. We attempt to consider both the problem of establishing matches between nearby requesting and caching users, and the problem of scheduling and transmission, involving slow fading, path loss, and interference between nodes. We focus specifically on *out-of-band* D2D, which utilizes bands other than the cellular ones, thus increasing the frequency reuse and mitigating interference in the cellular band. We also discuss the trade-offs between the fraction of requests which are

served “locally” (per cluster) and “globally” (in an arbitrary region) in the network.

Some related works which focus on local video caching and D2D exchanges include [4], [6], [9], [10]. Broadly speaking, these works consider finite area networks in which a fixed number of users are distributed either uniformly or on a regular grid. The model for transmission failure is generally the distance-based *protocol model* introduced in [11]. They also consider *out-of-band* D2D but focus mainly on the optimal asymptotic scaling laws of the networks and on design-parameter optimization. For example, in [4], [10] a one-hop network in which users are clustered and cache files is studied with this model, and a throughput-outage trade-offs is characterized for various regimes, in terms of scaling laws as the number of nodes and the number of files in the library grow to infinity. In [9] the authors find an optimal collaboration distance to balance interference, and analyze the scaling behavior of the benefits of D2D. On the other hand, our approach considers an infinite-area constant-density model in which transmissions are impaired by path-loss and fading.

Other works regarding the performance of D2D communications involving stochastic geometry models are [12]–[14]. In general, these works are not focused specifically on video distribution in D2D networks which we attempt to analyze, but on general traffic and general aspects of D2D communications. For this reason they do not consider the problem of user matching, user request statistics and caching policies, which becomes central in the video distribution problem. Actually, in [12] the authors study the optimal downlink spectrum partition between D2D and BS transmissions through a time-frequency hopping scheme for scheduling D2D. In [13], the authors analyze a D2D *in-band overlaid* cellular network model and find expressions for important performance metrics, such as the outage probability.

B. Main Contributions

The main goal of this paper is to study the number of requests that could be served by D2D instead of asking the BS for transmission. To this end, we propose a stochastic geometry framework, with the following characteristics:

- Requesting users (destinations) and cooperative users (with cached files) are distributed in space as a Poisson process on the plane. Transmissions are affected by path loss, slow fading and interference.

- Users are grouped in disjoint clusters where D2D exchanges take place. A family of *admissible protocols* is introduced: each protocol is composed of a *clustering strategy* induced by any hard-core point process (PP) [8], and any suitable *in-cluster coordination strategy*, which dictates the dynamics of users inside the clusters.

In this setting, we define two metrics of interest, which characterize the performance of D2D in terms of served requests:

- A *global* metric that measures the ratio between the spatial density of served requests and the total density of requests. This gives the global fraction of the video requests which could be served through D2D exchanges without using the downlink of the cellular network.
- A *local* metric that measures the ratio between the average number of served requests and total requests in a cluster. This can be interpreted as an indication of what gains could be expected in a localized region in space, in which certain level of service is expected.

Although these metrics pertain the three aspects of the problem mentioned earlier, introducing a link-quality constraint is reasonable to model the delay constraints which may be required in video distribution. Otherwise, a large fraction of requests could be satisfied through low-rate transmissions, i.e. having a large delay, which may be not be reasonable in this setup. For this reason, we introduce three trade-off regions pertaining these metrics:

- The *global metric-average rate* trade-off region, which pertains the fraction of requests than can be served considering an average rate requirement over the cluster.
- The *global metric-average rate and cluster density* trade-offs region, which refers to the local fraction of requests than can be served considering that an average rate and a minimal cluster density are required.
- The *global-local* trade-off regions, which pertain the balance between the global and the local density of served requests which are attainable simultaneously.

Determining these regions implies finding the best protocol possible of the family admissible protocols mentioned before. Since this cannot be done, we analyze a simple in-cluster coordination strategy, which can be paired with any clustering strategy to obtain a protocol. In this strategy, users which request files and those with cached files are paired and a one-hop transmission takes place. Interference within clusters is avoided by precluding simultaneous transmissions through a time-division multiple access (TDMA) scheme which shares the time

resource between transmitters. It is shown that the TDMA scheme implies that a user will experience a time-varying interference during a slot. An analysis which takes this into account is performed in order to determine the rates that a user can achieve. This analysis, which is not usually considered in a stochastic geometry setup, may be of interest for scenarios other than D2D. We then evaluate the global and local metrics for all the protocols obtained by pairing this in-cluster coordination strategy with any clustering strategy. In this way, we obtain a set of inner bounds to the optimal trade-off regions, which give an indication of the possible gains through D2D. Finally, we numerically evaluate one of these inner bounds, by considering the clustering strategy induced by a type II Matérn hard-core PP [8] and Rayleigh fading, and draw conclusions on the performance attainable through D2D. To do this, we develop approximations to the Laplace transform of the interference anywhere in a cluster.

The paper is organized as follows. In Section II, we introduce the network model, the family of admissible protocols and the main metrics and trade-offs under study. In Section III, we introduce and analyze the simple coordination strategy and derive the approximations on the Laplace transform of the interference. In Section IV, we present some relevant plots and comments, while in Section V we discuss our findings. Finally, proofs are relegated to the Appendix.

Notation and abbreviations: $F_X(\cdot)$ is the cumulative distribution function (cdf) of the random variable (RV) X and $\bar{F}_X(\cdot)$ is its complementary cdf. $\mathcal{B}(x, y)$ is the ball of radius y centered at x . $\mathbb{1}_A$ is the indicator for an event A . All logarithms are to base two and $\mathcal{C}(x) = \log(1 + x)$.

II. SYSTEM MODEL AND ADMISSIBLE PROTOCOLS

In Section II-A we introduce a simple model of how users are distributed and cache files. Also, we introduce a family of clustering strategies, which group the users into clusters, in which D2D exchanges take place. This spatial model is fully characterized through an independently marked point process. In Section II-B we define a family of in-cluster coordination strategies, which define how users may interact inside the cluster to exchange files. In Section II-C we introduce a set of metrics which allow us to study the performance attainable through the set of clustered D2D strategies. We refer to videos as files, although we focus on the former.

A. Clustering Strategies and Spatial Model

We consider an infinite planar network in which:

- Users who request files are distributed according to an homogeneous Poisson process Φ_r , of intensity λ_r .
- Users who cache files are distributed according to an homogeneous Poisson process Φ_u , of intensity λ_u .
- Users attempt to exchange files through D2D to reduce the load on the downlink of the cellular network. This is done outside the downlink frequency band so there is no interference between cellular and D2D communications.
- Each user in Φ_r requests a file which is selected independently according to a discrete distribution $p_V(v)$, where $1 \leq v \leq L$ and L is the library size. In numerical results, we assume that the videos are sorted according to their popularity which implies that $p_V(v)$ is the probability of requesting the v -th most popular video. This distribution is commonly [4], [6], [9], [10] assumed to be a Zipf distribution of parameter $0 < \gamma < 1$:

$$p_V(v) = \frac{v^{-\gamma}}{\sum_{i=1}^L i^{-\gamma}}, \quad v \in \{1, \dots, L\}. \quad (1)$$

- Each user of Φ_u has M (fixed) files cached, which, for simplicity, are selected independently according to a discrete distribution $p_A(a)$, $1 \leq a \leq L_A$, where the support of the distribution $L_A \leq L$ denotes the number of videos that may be cached out of the total number of files in the library. A value $L_A < L$ could be selected to allow the users to cache only a certain subset of files, for example, the L_A most popular ones. For numerical results we assume that users cache the videos which they watched, so we assume that $p_A \equiv p_V$, with $L_A = L$.
- Transmissions are subject to both slow fading and path loss. The power received at y by a unit-power transmission from x is $|h_{xy}|^2 l(x, y)$ where $l(x, y) = \|x - y\|^{-\alpha}$ ($\alpha > 2$) is the usual path loss function and $|h_{xy}|^2$ is the power gain of fading with unit mean. In our analysis we focus on the interference generated between the nodes using D2D, and focus on the signal-to-interference ratio (SIR). Independent heterogeneous background interference or noise could be added in a straightforward manner.

To exchange files, users of Φ_r and Φ_c are grouped into disjoint clusters which, for simplicity, are approximated as discs of radius R_c . The users of Φ_r which are not clustered will need to ask for the files directly to the BS. On the other hand, the users of Φ_r which are clustered can search inside their cluster for a user from Φ_u who has the file and request a transmission through D2D. The assumption that the disk-shaped clusters do not intersect implies there is a

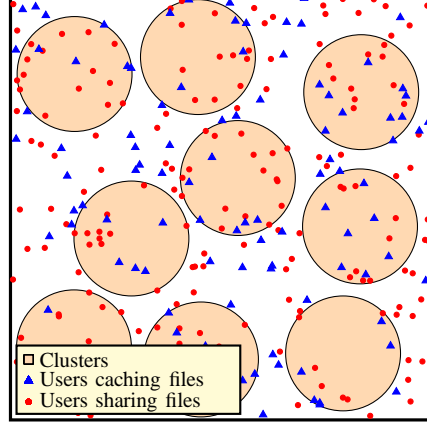


Fig. 1. Representation of the network with clusters. The users in the clusters, form the cluster process Φ_c according to (2), in which D2D takes place.

minimum distance of at least $2R_c$ between the centers and hence, modeling the cluster centers as a hard-core PP [8], which guarantees this clearance, is a natural assumption. This leads to the following definition.

Definition 2.1 (Process of clustered users): Given a cluster radius $R_c > 0$, a process of clustered users Φ_c is constructed from Φ_u and Φ_r as follows:

$$\Phi_c = \bigcup_{x \in \Phi_p} \mathcal{B}(x, R_c) \cap (\Phi_r \cup \Phi_u), \quad (2)$$

where $\Phi_p = \{x\}$ is a stationary *parent* hard-core process of intensity $\lambda_p > 0$ and clearance distance $\delta \geq 2R_c$.

Notice that any hard-core stationary PP with clearance $\delta \geq 2R_c$ will generate a cluster process. In Fig. 1 we can see a representation of the network.

Remark 2.1: Under the previous hypotheses, we can also consider that, instead of first deploying the user processes Φ_u and Φ_r and then intersecting them with the discs of radius R_c to form the clusters, we first deploy the discs of radius R_c and then create, inside each disc, independent Poisson processes of the same intensities as Φ_u and Φ_r .

This setup can be modeled as a stationary independently marked PP [8], [15] $\tilde{\Phi} = \{(x, \mathbf{m}_x)\}$, where $\Phi_p = \{x\}$ is the PP of cluster centers, given by a hard-core process of intensity λ_p , and \mathbf{m}_x is a mark vector, containing all the RVs of the cluster at x , which are:

- $N_{x,u}$: the number of users which cache files in the cluster centered at x . They are Poisson RVs of mean $\lambda_u \pi R_c^2$. $\mathbf{S}_x = (S_{x,1}, \dots, S_{x,N_{x,u}})$ is the vector positions of these users relative to x , which, conditioned on $N_{x,u}$ are i.i.d. uniform RVs on the cluster (Remark 2.1).

- $N_{x,r}$: the number of users requesting files within the cluster centered at x . They are Poisson RVs of mean $\lambda_r \pi R_c^2$. $\mathbf{D}_x = (D_{x,1}, \dots, D_{x,N_{x,r}})$ is the vector of positions of these users relative to x , which, conditioned on $N_{x,r}$ are i.i.d. uniform RVs on the cluster (Rem. 2.1).
- $\tilde{\mathbf{A}}_x = \{\mathbf{A}_1, \dots, \mathbf{A}_{N_{x,u}}\}$ are the videos which are stored in the users, such that $S_{x,i}$ stores $\mathbf{A}_{x,i} = (A_{x,i,1}, \dots, A_{x,i,M})$. They are selected independently according to p_A as indicated before. $\mathbf{V}_x = \{V_{x,1}, \dots, V_{x,N_{x,r}}\}$ are the requested videos such that $D_{x,i}$ requests $V_{x,i}$. They are selected independently according to p_V , as mentioned earlier.
- \mathbf{H}_x are independent fading coefficients from users in the cluster towards users in a cluster centered at the origin.

When clear from context the subscript x in \mathbf{m}_x is omitted. The relation between the variables in the mark vector are contained in their joint distribution, which factors as follows:

$$F_{\mathbf{m}} = F_{N_u} F_{N_r} \left(\prod_{i=1}^{N_r} F_{V_i|N_r} F_{D_i|N_r} \right) \left[\prod_{i=1}^{N_u} F_{S_i|N_u} \left(\prod_{j=1}^M F_{A_{i,j}|N_u} \right) \right] F_{\mathbf{H}|N_u, N_r}. \quad (3)$$

It is important to mention that are several hard core processes, with different characteristics, which can be used as a parent process Φ_p . They offer different degrees of regularity and fractions of network coverage. Two important examples are Matérn's hard-core models [8], which are obtained from a Poisson PP Φ of intensity λ , in which certain points are deleted through a position-dependent thinning. In type I processes, any two points which are separated by less than the clearance distance δ are deleted. In type II processes, a uniform RV is drawn for each point of Φ and, for each pair of points which are separated by less than δ , only the one with the smallest uniform RV remains. Another example is the translated-grid model [16], which gives a regular square grid. It is obtained by using two independent uniform RVs in $[0, \delta)$, U_1 and U_2 , and by considering the grid formed by the pairs $(m\delta + U_1, n\delta + U_2)$, for all integers m, n . With these rules, parent processes which guarantee a minimum clearance of $\delta \geq 2R_c$ are obtained. In the case of a Matérn type II process, the density is:

$$\lambda_p = \frac{(1 - e^{-\lambda\pi\delta^2})}{\pi\delta^2} \quad \text{Matérn Type II,} \quad (4)$$

Other processes may be constructed via usual operations on point processes, like thinning [8].

B. In-cluster Interaction and Admissible protocols

Given a realization of $\tilde{\Phi}$, in each cluster, a memoryless network is defined, where users who cache files are sources, which have a subset of all possible messages, and requesting users are

receivers, requesting one of the possible messages each. To conserve the network symmetry, keep a simple structure and not require long-range coordination, we assume:

- Transmitters may have different degrees of CSI pertaining only to their own cluster, that is, some knowledge about the cluster, which is contained in its mark vector, \mathbf{m}_x .
- Clusters are uncoordinated, interference between them is treated as noise and there is no interaction between them to reduce interference. This implies the behavior of the users in a cluster is defined only by its mark vector, \mathbf{m}_x . Then, to define the behavior of the clusters, we may introduce a function $\zeta(\mathbf{m})$ which assigns a multiuser coding scheme to every realization of \mathbf{m} (the same function for all clusters). This means that any two clusters in the network having the same realization of their mark vectors, will use the same coding scheme, given by ζ . Also, since the mark vectors $\{\mathbf{m}_x\}_x$ are independent and identically distributed, the same would be true for the coding scheme selection RVs $\{\zeta(\mathbf{m}_x)\}_x$.
- Transmissions in the network take place in a block, in which all the clusters attempt to serve some or all of the requests inside at the same time. A transmission of rate R is required for transmitting any of the files, and a unit average-power constraint is imposed on each user.

With the above assumptions, it is enough to focus on a single cluster to describe the behavior of any cluster in the network. Let us suppose that conditioned on $\tilde{\Phi}$ we pick a cluster (x, \mathbf{m}_x) which contains n_u users with files and n_r requests for which the file is available in the cluster. The cluster uses the coding scheme $\zeta(\mathbf{m}_x)$ and this defines an achievable rate region $\mathcal{R}(\mathbf{m}_x, \tilde{\Phi}) \subset \mathbb{R}_+^{n_r}$ of the rates that are achievable from the n_u transmit nodes to the n_r receiver nodes. This is not the region in which all the users decode successfully, but an extended region, which is the union of the regions in which at least one of the users can decode. Then, we may define a vector of information rates $\mathbf{r} = (R, \dots, R) \in \mathbb{R}_+^{n_r}$, in which the i -th component is the rate attempted through the coding scheme towards receiver i . If $\mathbf{r} \in \mathcal{R}(\mathbf{m}_x, \tilde{\Phi})$ then all the users will decode successfully, while if this does not happen, then a subset of the users will be able to decode. Due to the symmetry, the asymptotic error probability of each user (after averaging over $\tilde{\Phi}$) will be the same.

Definition 2.2 (In-cluster coordination strategy): An in-cluster coordination strategy is a set of admissible coding schemes for the involved network (one for each realization of \mathbf{m}) in which a symmetric rate R is attempted to all users.

Definition 2.3 (Served request): A request from the i -th user is said to be served if the following three things happen:

- The file is available in the cluster, that is, there is a match for this user, an event which writes as: $\mathcal{M}_i = \bigcup_{j=1}^{N_u} \{V_i \in \mathbf{A}_j\}$.
- The transmission is scheduled during the block, that is, the user with the match is scheduled to receive a transmission from one or more of the users with the file.
- The i -th transmission rate R belongs to the achievable rate-region $\mathcal{R}(\mathbf{m}_x)$ induced by the strategy.

The probability of having a match is the same for all the users in the network, so we can write $\mathbb{P}(\mathcal{M}_i) \equiv \mathbb{P}(\mathcal{M})$. However, within a cluster, these events are correlated for different users, because they search for the files in the same distributed cache.

We now define the family of admissible protocols:

Definition 2.4 (Admissible protocol): An admissible protocol is any pair (Φ_p, \mathcal{F}) , where Φ_p is an admissible parent process, which defines a clustered network $\tilde{\Phi}$ and \mathcal{F} is an in-cluster coordination strategy as in Def. 2.2.

C. Performance metrics and trade-offs

For every admissible protocol (Φ_p, \mathcal{F}) and given a compact set $K \subset \mathbb{R}^2$ we define $N_s(K, \Phi_p, \mathcal{F}, R)$ as the number of served requests in K during a block, which we can write as:

$$N_s(K, \Phi_p, \mathcal{F}, R) = \sum_{x \in \Phi_p} \sum_{i=1}^{N_{r,x}} \mathbb{1}_{\mathcal{K}_{x,i}} \mathbb{1}_{\mathcal{S}_{x,i}}, \quad (5)$$

where, $\mathcal{S}_{x,i} = \{\text{Req. of user } i \text{ in } (x, \mathbf{m}_x) \text{ is served}\}$ and:

$$\mathcal{K}_{x,i} = \{x + D_{x,i} \in K\}. \quad (6)$$

In addition, we define $N_{sc}(\Phi_p, \mathcal{F}, R, x)$ as the number of served requests in a cluster centered at x , that is:

$$N_{sc}(\Phi_p, \mathcal{F}, R, x) = \sum_{i=1}^{N_{r,x}} \mathbb{1}_{\mathcal{S}_{x,i}}. \quad (7)$$

Lemma 2.1: Given a compact set $K \subset \mathbb{R}^2$, the average number of served requests in K is:

$$\mathbb{E}[N_s(K, \Phi_p, \mathcal{F}, R)] = \lambda_p |K| \mathbb{E}_{\mathbf{m}_0}[\mathbb{E}_0^1[N_{sc}(\Phi_p, \mathcal{F}, R, 0)]], \quad (8)$$

where $|K|$ denotes the area of K . $\mathbb{E}_0^!$ is the expectation with respect to the reduced Palm distribution of the process with a cluster at the origin, which is the distribution of the process as seen from this cluster, without taking it into account when averaging with respect to $\tilde{\Phi}$. The term $\mathbb{E}_{\mathbf{m}_0} [\mathbb{E}_0^! [N_{sc}(\Phi_p, \mathcal{F}, R, 0)]]$ represents the average number of users served within any cluster in the network. The outer and innermost expectations average over what is inside and what lies outside the typical cluster; these can be taken separately because the PP is independently marked.

Proof: Please see Appendix A. ■

We next define the main metrics under study.

Definition 2.5 (Local metric): The ratio of mean served requests per cluster is:

$$T_L(\Phi_p, \mathcal{F}, R) = \frac{\mathbb{E}_{\mathbf{m}_0} [\mathbb{E}_0^! [N_{sc}(\Phi_p, \mathcal{F}, R, 0)]]}{\mathbb{E}[N_r]}, \quad (9)$$

where $\mathbb{E}[N_r] = \lambda_r \pi R_c^2$ is the average number of requests within any cluster of the network. This ratio indicates how many requests are served on average in any cluster of the network, relative to the average number of requests per cluster.

Linking this metric with (8) we define a global metric:

Definition 2.6 (Global metric): Chosen a compact set K , the ratio of mean served requests is:

$$T_G(\Phi_p, \mathcal{F}, R) = \frac{\mathbb{E}[N_s(K, \Phi_p, \mathcal{F}, R)]}{\lambda_r |K|} \quad (10)$$

$$= \lambda_p |\mathcal{B}(0, R_c)| T_L(\Phi_p, \mathcal{F}, R), \quad (11)$$

Due to the stationarity of the process, this does not depend on K and it can be interpreted as the spatial density of served requests, normalized by the density of requests λ_r .

These metrics are determined by factors such as the caching policy and file request statistics, the attempted rate R , and the parameters of the parent process, such as the cluster radius, and the in-cluster coordination strategy. There is trade-off behavior in these metrics. The local metric always benefits from a reduction in the cluster density because as $\lambda_p \rightarrow 0$ the interference decreases on average. If the cluster radius R_c is fixed and λ_p is diminished, the local metric will benefit, but if the density becomes too small, the global metric will eventually have to decrease.

Definition 2.7 (Average rate): Given an admissible protocol (Φ_p, \mathcal{F}) , a transmission in a cluster has an average rate:

$$\bar{R}(\Phi_p, \mathcal{F}, R) = R \mathbb{P}(\text{Scheduled Tx succeeds}). \quad (12)$$

We consider the metrics in Defs. 2.5 and 2.6, together with an average-rate constraint, to model requirements in terms of delay and link-reliability, which may be required in the context of video distribution. For this reason, we introduce the following trade-off regions:

Definition 2.8 (Trade-off regions): • *Global-metric trade-off region:* a pair (r, t) of average rate and global metric is said to be achievable if there exists an admissible protocol $(\Phi_p^\dagger, \mathcal{F}^\dagger)$ with rate R and density λ_p satisfying:

$$\begin{cases} T_G(\Phi_p^\dagger, \mathcal{F}^\dagger, R) \geq t, \\ \bar{R}(\Phi_p^\dagger, \mathcal{F}^\dagger, R) \geq r. \end{cases} \quad (13)$$

The set of all achievable pairs (r, t) is the global-metric trade-off region.

• *Local-metric trade-off region:* a tuple (r, t, λ_l) of average rate, local metric and parent density is said to be achievable if there exists an admissible protocol $(\Phi_p^\dagger, \mathcal{F}^\dagger)$ with rate R and density λ_p satisfying:

$$\begin{cases} T_L(\Phi_p^\dagger, \mathcal{F}^\dagger, R) \geq t, \\ \bar{R}(\Phi_p^\dagger, \mathcal{F}^\dagger, R) \geq r, \\ \lambda_p(R, \delta) \geq \lambda_l. \end{cases} \quad (14)$$

The set of all achievable tuples (r, t, λ_l) is the local-metric trade-off region.

• *Local-global trade-off region:* given an attempted rate R , a pair (t_g, t_c) of global and local metrics is said to be achievable if there exists an admissible protocol $(\Phi_p^\dagger, \mathcal{F}^\dagger)$ with rate R and density λ_p satisfying:

$$\begin{cases} T_G(\Phi_p^\dagger, \mathcal{F}^\dagger, R) \geq t_g, \\ T_L(\Phi_p^\dagger, \mathcal{F}^\dagger, R) \geq t_c. \end{cases} \quad (15)$$

The set of all achievable pairs (t_g, t_c) is the local-global trade-off region.

The first region refers to the maximum fraction of users which receive files successfully globally, subject to an average rate constraint. This metric is limited by the fraction of the users of the network that are clustered, because unclustered users cannot exchange files. A PP Φ_p^\dagger should be chosen such that the network is almost fully covered by clusters, and a strategy \mathcal{F}^\dagger such that all the requests in a cluster can be served ($T_L \approx 1$), while fulfilling the rate constraint. The second region refers to the fraction of the users inside a cluster that receive files successfully. In this case, both a rate constraint and a certain density of clusters are required. Otherwise, we

could set $\lambda_p \approx 0$ and achieve a large level of service at the typical cluster, but there would be almost no other cluster in the network. Since this region is defined by what happens in a cluster, we could have $T_L \approx 1$, for any clustering process. The third region refers to maximizing one of the metrics, with a constraint on the other one, balancing the global and local benefits of D2D.

We cannot find the optimal protocol which is close to optimality in terms of each trade-off region. However, analyzing a specific protocol will yield inner regions and thus yield insights on the performance attainable through D2D.

The following Lemma provides a straightforward bound for the local and global metrics.

Lemma 2.2: Given a protocol (Φ_p, \mathcal{F}) , we have $T_L(\Phi_p, \mathcal{F}, R) \leq \mathbb{P}(\mathcal{M})$, with equality as $R \rightarrow 0$. This implies for the global metric that $T_G(\Phi_p, \mathcal{F}, R) \leq \lambda_p \mathbb{P}(\mathcal{M}) |\mathcal{B}(0, R_c)|$. In addition, under the caching scheme described, the probability of a match is: $\mathbb{P}(\mathcal{M}) = 1 - \mathbb{E}_V \left[e^{-\lambda_u \pi R_c^2 [1 - (1 - p_A(V))^M]} \right]$.

Proof: See Appendix B. ■

This Lemma states that if no constraint is imposed on the transmission quality, the local metric T_L is limited by the probability of finding a match in a cluster $\mathbb{P}(\mathcal{M})$, and the global metric T_G is limited by this probability and the fraction of clustered users, which is $\lambda_p |\mathcal{B}(0, R_c)|$.

III. ANALYSIS OF AN IN-CLUSTER STRATEGY

A. Strategy definition

In this section we define and analyze an in-cluster coordination strategy which, paired with any parent process, forms an admissible D2D protocol via Def. 2.4. We focus on the cluster at the origin $(0, \mathbf{m}_0)$, omitting the subscript 0 in all its RVs ($N_{u,0} \equiv N_u$, etc.)

To consider a simple strategy we assume that:

- To reduce the interference inside the clusters, a TDMA scheme is employed to divide the transmission block into equal sized slots, in which only one request is served, through a point-to-point unit-power transmission.
- At most $n_{m,\max}$ slots are defined in each cluster, regardless of the number of matches. This does not have any practical implications, since we can choose this such that $F_{N_m}(n_{m,\max}) \approx$

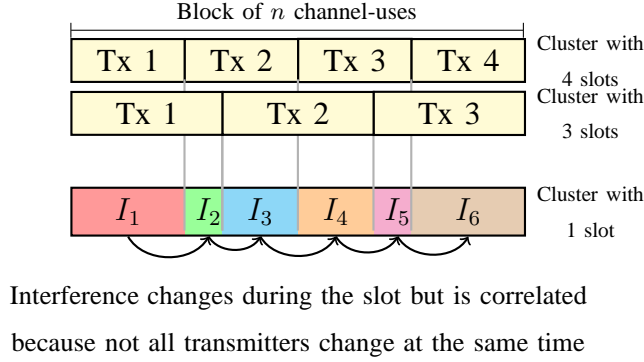


Fig. 2. If each cluster employs a TDMA scheme, dividing the transmission block in a number of slots equal to the number of matches, interference becomes time-correlated and non-stationary. This is because transmissions among cluster would be unsynchronized.

1, i.e., fraction of clusters with dropped requests is negligible¹.

To fully occupy the block with this TDMA scheme, each cluster would split the block into as many matches as it has, and clusters with the same number of matches would have the same number of slots. This assignment is reasonable in terms of theoretical performance, but leads to an interference model which is not tractable, mainly because the transmissions between clusters with a different number of matches is unsynchronized. Figure 2, which focuses on a cluster with one slot, is provided to help understand this. When a slot is over in another cluster, its transmitter is replaced by a new one, which changes a part of the interference. Meanwhile, the other clusters will generate the same interference as before. This results in a time-correlated interference, whose statistics are very involved to model, specially considering the large range of number of slots in a very large network. Also, the distribution of the interference would not be the same in all slots of the cluster. This is inherent to any wireless system using a similar TDMA scheme. To overcome this, some degree of regularity is required. Splitting the block in $n_{m,\max}$ slots would solve the problem but lead to an inefficient use of resources, since the block would be mostly unoccupied in all clusters. For this, we propose a strategy in which the block always has a power of two number of slots. This allows a different number of slots between clusters, improves the use of resources, and considers interference changes during a slot.

Definition 3.1 (Strategy): In a cluster with N_m matches:

¹This requirement is considered for mathematical reasons. In any cluster, the number of slots/matches is always finite, but, since there is an infinite number of clusters, the maximum number of slots over all clusters is unbounded, which is in conflict with the finite (yet long) length of the block.

- The block is split into $W(N_m, \varepsilon)$ slots:

$$W(N_m, \varepsilon) = \begin{cases} W_L(N_m) & \text{when } \frac{N_m - W_L(N_m)}{W_H(N_m) - W_L(N_m)} < \varepsilon, \\ W_H(N_m) & \text{otherwise,} \end{cases} \quad (16)$$

where $0 < \varepsilon \leq 1$ is a design parameter, and:

$$W_H(N_m) = 2^{\lceil \log(N_m) \rceil}, \quad W_L(N_m) = 2^{\lfloor \log(N_m) \rfloor}, \quad (17)$$

the powers of two closest to N_m from above and below, respectively. The RVs $W(N_m, \varepsilon) \equiv W_x(N_{m,x}, \varepsilon)$, defined for each cluster, are independent like the $\{N_{m,x}\}$.

- For each request with a match, a caching user is selected at random from the set of users who have the file:

$$\mathcal{A}(V_i, \tilde{\mathbf{A}}) = \{j : V_i \in \mathbf{A}_j, 1 \leq j \leq N_u\}, \quad (18)$$

as a candidate to serve the request.

- If there are $W = W_H(N_m)$ slots, transmissions are scheduled by selecting N_m out of the $W_H(N_m)$, and generating a random permutation of the transmissions in these slots. Otherwise, $N_m - W_L(N_m)$ requests are dropped at random, and the rest are assigned by generating a random permutation of the slots.

The parameter ε balances the fraction of time in which the channel is occupied per cluster, with the fraction of the requests that are served. When $\varepsilon = 0$, all the requests are served, maybe leaving some slots unused. When $\varepsilon = 1$ some requests are dropped, but all the slots are occupied. Also, by dropping requests, a higher success probability per user may be achieved because each transmission gets more channel uses². Since only one transmitter is chosen at random from $\mathcal{A}(V_i, \tilde{\mathbf{A}})$ to serve a request, for each user $1 \leq i \leq N_r$ in a cluster, we define an RV C_i indicating which user transmits:

$$C_i|_{V_i, \tilde{\mathbf{A}}} \sim U(\mathcal{A}(V_i, \tilde{\mathbf{A}})) \quad \text{if } \mathcal{A}(V_i, \tilde{\mathbf{A}}) \neq \emptyset, \quad (19)$$

where $U(\cdot)$ denotes a uniform random variable over the set, and $C_i = 0$ if $\mathcal{A}(V_i, \tilde{\mathbf{A}}) = \emptyset$.

²We haven't considered the possibility that $N_m > n_{m,\max}$. We could do this, but it would further complicate the exposition without adding any substantial modifications, because both the probability of this event in the typical cluster, and the fraction of the clusters in this condition are negligible.

B. Interference characterization and achievable rates

We now analyze the interference generated by our scheme, in order to define the achievable rates of the users. We assume that $\tilde{\Phi}$ is fixed, and also, that transmissions have been scheduled in each cluster, according to Def. 3.1. We consider a fixed point in the cluster at the origin, during one of the slots, which we term the *slot under study*. Notice that the interference depends on the total number of slots in the cluster, which implies that selecting this also impacts the interference seen by a user.

Assume that the cluster at the origin has n_1 slots, n_1 being a power of two, as indicated in Def. 3.1. Fig. 3 shows how the interference behaves during the slot under study:

- Clusters with at most n_1 slots generate a constant interference power because only one transmitter is active.
- Clusters with more than n_1 slots, say $2^k n_1$, will generate 2^k interference powers during the slot.

If the maximum number of slots in a cluster is $\Delta := W_H(n_{m,\max})$, there will be Δ/n_1 different interference powers during the slot under study. If $\{\tilde{I}_1(y), \dots, \tilde{I}_{\Delta/n_1}(y)\}$ are these powers, and we consider a long block-length, a transmission from x to y could achieve a rate R :

$$R < \frac{1}{\Delta} \sum_{i=1}^{\Delta/n_1} \mathcal{C}(\text{SIR}_i), \quad (20)$$

where $\text{SIR}_i = |h_{xy}|^2 l(x, y) / \tilde{I}_i(y)$. Notice that SIR changes are caused by the interference, while the source-destination channel is the same. The complexity of (20) precludes finding the probability of a failed transmission, i.e. the probability that (20) does not happen, so we develop a lower bound on the achievable rate. To do this, we consider that all the clusters with at most n_1 slots will generate a constant interference, which we can add to define $I_b(n_1, y)$:

$$I_b(n_1, y) = \sum_{j=0}^{\log n_1} I_j(y), \quad (21)$$

where $I_j(y)$ is the aggregate interference at y from the clusters with 2^j slots during the slot under study. Clusters with more than n_1 slots, say $2^k n_1$, give 2^k interference values; we index these 2^k values using a binary expansion, as $I_k(u_1, \dots, u_k, y)$, with $(u_1, \dots, u_k) \in \{1, 2\}^k$, for any $1 \leq k \leq \log(\Delta/n_1)$. This indexing is only used because it is convenient for the proof of

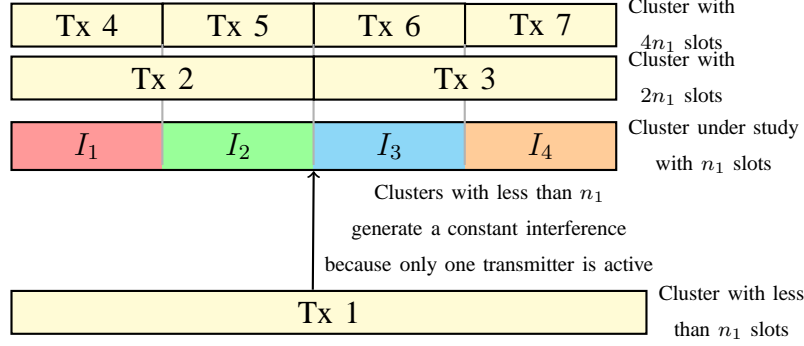


Fig. 3. If a TDMA scheme with a power of two number of slots is used, interference changes are predictable. Clusters with at most the same number of slots as the slot under study generate constant interference, while clusters with more slots generate a time-varying interference.

Lemma 3.1. We do not need to specify and order in which these interferences appear during the slot under study; we are only interested in the time average of these values:

$$\bar{I}_k(n_1, y) = \frac{1}{2^k} \sum_{(u_1, \dots, u_k) \in \{1, 2\}^k} I_k(u_1, \dots, u_k, y). \quad (22)$$

That is, $\bar{I}_k(n_1, y)$ is the time-average of the interference coming from clusters with $2^k n_1$ slots, seen at y during the slot under study. With these definitions we introduce the following:

Lemma 3.1 (Achievable rate): The rate (20) of any slot in a cluster with a total of n_1 slots can be lower bounded by:

$$R_a(n_1, x, y) = \frac{1}{n_1} \mathcal{C} \left(\frac{|h_{xy}|^2 l(x, y)}{I_b(n_1, y) + \sum_{i=1}^{\log(\Delta/n_1)} \bar{I}_i(n_1, y)} \right), \quad (23)$$

where I_b comes from (21) and $\bar{I}_k(n_1, y)$ is given by (22).

Proof: Details can be found in Appendix C. ■

This means that any rate $R < R_a$ is achievable, where R_a is a time-sharing, point-to-point rate with a constant interference, made up of the original interferences added together, with components that change over the slot being time-averaged. We now write the expression of the interference in (23) as seen from the slot under study. If we focus on an interfering cluster with $2^k n_1$ slots, we see that the same transmitter can be active in more than one slot, or some slots may be empty, so we cannot assume that there will be 2^k different or non-null interference powers. Since we have time-averaged the interference, we are only interested in how many times each user transmits, and not in the transmission order. By assuming that all the slots are occupied,

which gives a worst case, the interference in (23) at a point d of the cluster at the origin with n_1 slots, during a slot, is:

$$I(d, n_1) = \sum_{x \in \Phi \setminus \{0\}} \left\{ \mathbb{1}\{W_x \leq n_1\} |h_{xd}|^2 l(x + S_x, d) + \sum_{i=\log(n_1)+1}^{\log \Delta} \mathbb{1}\{W_x = 2^i\} \frac{n_1}{2^i} \sum_{j=1}^{2^i/n_1} B_{x,j,i} |h_{x+S_{x,j},d}|^2 l(x + S_{x,j}, d) \right\}. \quad (24)$$

The terms with $\mathbb{1}\{W_x \leq n_1\}$ represent the interference from users in clusters with at most n_1 slots. The terms with $\mathbb{1}\{W_x = 2^i\}$ represent the interference from a cluster with 2^i slots. The RVs $B_{x,j,i} \geq 0$ indicate how many times each transmitters is active during slot. Since we take that all the slots are occupied, these variables have to satisfy:

$$\sum_{j=1}^{2^i/n_1} B_{x,j,i} = 2^i/n_1. \quad (25)$$

If in a cluster $B_{x,j,i} = 1$, for all j , then every slot that took place during the slot under study is used by a different transmitter; if only one satisfies $B_{x,j,i} = 2^i/n_1$ and the rest are zero, all the slots are used by the same transmitter.

Remark 3.1: Actually, there is an abuse of notation in (24). The terms $|h_{x+S_{x,j},d}|^2 l(x + S_{x,j}, d)$ do not use the same indexing over j as in the definition of $\tilde{\Phi}$. In fact, for example, for a cluster with $2^i > n_1$ slots we cannot guarantee that there will be $2^i/n_1$ different users with files stored, i.e. that the sum over j is well defined. What we do is obtain an upper bound to the interference seen at d during the slot under study. To do this, we take each cluster, see which transmitters will be active during the slot under study, and count how many times each will transmit. Then, we may add more fictitious transmitters to have $2^i/n_1$ transmitters, and assign them slots such that (25) is met. We do not need to consider which of the users actually transmits in each cluster, because we are focused on a single slot of the cluster at the origin, and because, conditioned on the cluster centers, the fading and user positions RVs are all independent. The distribution of the variables $\{B_{x,j,i}\}$ will not be required, because we will show that assuming that all transmitters are different, that is, taking $B_{x,j,i} = 1$ for all j , is a worst case in terms of the interference.

C. Performance metric analysis

We now evaluate the metrics from Def. 2.8 for the strategy given by Def 3.1, which for simplicity we denote by \mathcal{F}^* . Then for a compact set K and a protocol (Φ_p, \mathcal{F}^*) , the average

number of served requests is given by (5). The event of a served requests $\mathcal{S}_{x,i}$ can be written as: $\mathcal{S}_{x,i} = \mathcal{M}_{x,i} \cap \mathcal{T}_{x,i}$, where $\mathcal{M}_{x,i}$ indicates a match, and $\mathcal{T}_{x,i}$ means a transmission was scheduled and was successful ($R < R_a$, R_a from (23)).

Theorem 3.1 (Local and global metrics): Given a parent process Φ_p , as in Def. 2.1, the ratio of mean served requests per cluster, or local metric T_L (9), for \mathcal{F}^* is given by:

$$T_L(\Phi_p, \mathcal{F}^*, R) = \frac{\mathbb{E} \left[(N_m \mathbb{1}_{\{W(N_m)=W_H(N_m)\}} + W_L(N_m) \mathbb{1}_{\{W(N_m)=W_L(N_m)\}}) \mathbb{E}_0^! \left[\bar{F}_{|h_{S,D}|^2} \left(\frac{I(D, W(N_m))(2^{W(N_m)R} - 1)}{l(S, D)} \right) \right] \right]}{\mathbb{E}[N_r]}. \quad (26)$$

The spatial density of served requests or global metric (11) for the strategy \mathcal{F}^* is $T_G(\Phi_p, \mathcal{F}^*, R) = \lambda_p |\mathcal{B}(0, R_c)| T_L(\Phi_p, \mathcal{F}^*, R)$. The average rate achieved is:

$$\bar{R}(\Phi_p, \mathcal{F}^*, R) = R \mathbb{E} \left[\mathbb{E}_0^! \left[\bar{F}_{|h_{S,D}|^2} \left(\frac{I(D, W)(2^{WR} - 1)}{l(S, D)} \right) \right] \right] \quad (27)$$

where $W \equiv W(N_m)$ is given by (16). For Rayleigh fading:

$$\mathbb{E}_0^! \left[\bar{F}_{|h_{S,D}|^2} (\eta I(d)) \right] = \mathcal{L}_{0, I(d, n)}^! (\eta) \quad (28)$$

where $\mathcal{L}_{0, I(d, n)}^! (\eta) = \mathbb{E}_0^! [e^{-\eta I(d, n)}]$, is the Laplace transform [15] of $I(d, n)$ with respect to $\mathbb{P}_0^!$.

Proof: See appendix D. ■

The expectation with respect to $\mathbb{E}_0^!$ in (30) gives the probability of a successful transmission from S to D when the cluster has N_m matches. The outer expectation averages with respect to N_m, S, D , and the indicator functions in (30) indicate whether the cluster will have W_L or W_H slots. The number of requests are Poisson RVs with $\mathbb{E}[N_r] = \lambda_r \pi R_c^2$.

It is interesting to mention that achieving a high level of service within a cluster (local benefits) may imply that only a few clusters need be created, and hence, globally the effects of D2D may not be significant. From a local perspective, larger clusters imply that users are more likely to have matches, but also increases the average distance between users and reduces the time resource assigned to each transmission, increasing the chances of failed transmissions.

We now focus on the Rayleigh fading case, which requires the Laplace transform of the interference (24). The main issue in this case is the distribution of the variables $B_{x,j,i}$. Fortunately, the following Lemma helps us avoid this:

Lemma 3.2: The Laplace transform $\mathcal{L}_{0, I(z, n)}^!$ of (24) can be lower bounded by setting $B_{x,j,i} = 1$ for all x, j, k .

Proof: See Appendix E. ■

Notice that these results are valid for any process of cluster centers Φ_p . We now consider that Φ_p is a type II Matérn hard-core process and Rayleigh fading is present.

D. Approximations and bounds for Matérn type II processes

The main issue to evaluate the metrics for a type II process is finding the reduced Laplace transform of the interference (28). This process has been used mostly to model networks using carrier-sense multiple access schemes [15], [17], and even the most simple transforms are not known in closed form. For this reason, we approximate the process by a more tractable one, following the approach in [18], which in our setting is equivalent to considering the cluster centers, as seen from the cluster at the origin, to be distributed as a non-homogeneous Poisson process of intensity: $\lambda_p \mathbb{1}_{\{\|x\|>\delta\}}$, where λ_p , given by (4), is the intensity of the original hard-core process. If we use Lemma 3.2 to bound the true interference (24), and approximate the Matérn process in this way, we have the following approximate interference:

$$I(d, n) \approx \hat{I}(d, n) = \sum_{x \in \Phi} \tilde{\psi}(x, \mathbf{m}_x, d, n) \mathbb{1}_{\{\|x\|>\delta\}}, \quad (29)$$

where $\tilde{\psi}(x, \mathbf{m}_x, d, n)$ is the function in the sum (24) with all the $B_{x,i,j} = 1$. The sum in (29) is over an homogeneous Poisson process of intensity λ_p and the non-homogeneity is given by $\mathbb{1}_{\{\|x\|>\delta\}}$. The Laplace transform of a Poisson process is [15]:

$$\mathcal{L}_{\hat{I}(d,n)}(\eta) = \exp \left\{ -\lambda_p \int_{\|x\|>\delta} \left(1 - \mathbb{E} \left[e^{-\eta \tilde{\psi}(x, \mathbf{m}_x, d, n)} \right] \right) dx \right\}, \quad (30)$$

where the inner expectation is over \mathbf{m}_x . Taking the expectation over W_x and over the independent unit-mean exponential fading RVs we have:

$$\begin{aligned} \mathbb{E} \left[e^{-\eta \tilde{\psi}(x, \mathbf{m}_x, d, n)} \right] &= \mathbb{P}(W_x \leq n) \mathbb{E} \left[\frac{1}{1 + l(x + S_x, d)\eta} \right] + \\ &\quad \sum_{i=\log n+1}^{\log \Delta} \mathbb{P}(W_x = 2^i) \prod_{j=1}^{2^i/n} \mathbb{E} \left[\frac{1}{1 + l(x + S_{x,j}, d)\eta n/2^i} \right], \end{aligned} \quad (31)$$

where the remaining expectations are over $\{S_x\}$, $\{S_{x,j}\}$, which cannot be computed in closed form. However, it is reasonable to introduce the far field approximation that the interfering users are seen from the typical cluster as if located at the center of their cluster. This is because the

favorable and unfavorable positions of the interferers will be approximately canceled, because they are uniformly distributed around the center. With this, (31) is:

$$\mathbb{E} \left[e^{-\eta \tilde{\psi}(x, \mathbf{m}_x, d, n)} \right] \approx \sum_{i=0}^{\Delta} \frac{\mathbb{P}(W_x = 2^i)}{\left(1 + \frac{l(x, d)\eta}{\lceil 2^i/n \rceil} \right)^{\lceil \frac{2^i}{n} \rceil}}.$$

Plugging this equation in (30), $\mathcal{L}_{\hat{I}(d, n)}(\eta)$ is approximated as:

$$\exp \left\{ -\lambda_p \sum_{i=0}^{\Delta} \mathbb{P}(W = 2^i) \int_{\|x\| > \delta} \left[1 - \frac{1}{\left(1 + \frac{l(x, d)\eta}{\lceil 2^i/n \rceil} \right)^{\lceil \frac{2^i}{n} \rceil}} \right] dx \right\}. \quad (32)$$

The summation in (32) has few terms and hence is straightforward to implement numerically.

IV. RELEVANT PLOTS AND COMMENTS

In this section we study the inner bounds to the trade-off regions in Def. 2.8 which are achievable through the protocol $(\Phi_{HC}, \mathcal{F}^*)$ (Theorem 3.1) where Φ_{HC} is a type II hard-core process of intensity λ_p . Other processes of cluster centers, such as the ones mentioned in Section II-A may also be used and may provide a better performance. For all simulations, the requesting user density is $\lambda_r = 0.003$ users/area, the caching user density is $\lambda_u = 4\lambda_r$. We assume that users can store any file in the library, that is $L_A = L$, and each caching user stores $M = 6$ files. The path loss exponent is $\alpha = 4$. We take $\varepsilon = 0.05$ which means we favor leaving some slots unoccupied over dropping matches, which showed to be better. We use (32) to approximate the Laplace transform of the interference. Montercarlo simulations are performed to average over S and D and to estimate the distribution of N_m .

In Fig. 4 we plot the inner bound of the global metric trade-off region (13) achievable by $(\Phi_{HC}, \mathcal{F}^*)$, changing the library size L . Omitting the dependence on $(\Phi_{HC}, \mathcal{F}^*)$, the region is:

$$\max_{R_c, R, \lambda, \delta} T_G(R, R_c, \delta, \lambda_p) \text{ subject to } \bar{R}(R, R_c, \lambda, \delta) \geq r. \quad (33)$$

Optimizing over all parameters R_c, R, λ, δ implies this is the best global fraction of served requests achievable by $(\Phi_{HC}, \mathcal{F}^*)$. Locally, increasing L requires, on average, larger clusters to find matches, increasing the chance of failed transmissions through path loss. This can be mitigated with a bigger cluster separation $\delta \geq 2R_c$, which reduces the density of clusters, and hence the average level of interference, but may negatively impact the density of served requests,

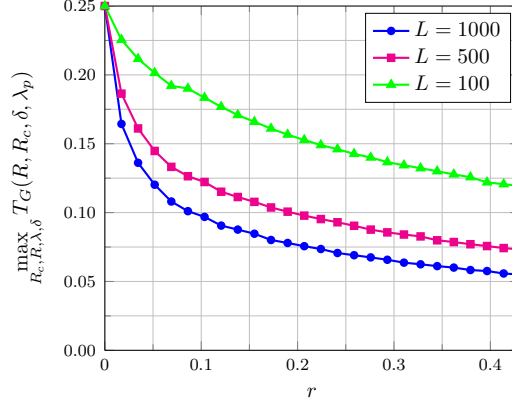


Fig. 4. Inner bound (33) given by $(\Phi_{HC}, \mathcal{F}^*)$ to the Global trade-off region (13). T_G is the global fraction requests served through D2D for an average rate constraint $\bar{R} \geq r$. L is the library size. $\lambda_r = 0.003$, $\lambda_u = 4\lambda_r$, $M = 6$, $\gamma = 0.6$, $\alpha = 4$. $\varepsilon = 0.05$.

because the clusters cover a smaller fraction of the network. A pair (R_c, δ) should be chosen to balance these effects; although not plotted, simulations show that in this setup, the optimal value was always $\delta = 2R_c$. In addition, by using Lemma 2.2 and the density of the hard core process (4), we can find an upper bound for the global metric of this protocol:

$$T_G(\Phi_{HC}, \mathcal{F}^*, R, R_c, \delta) \leq (1 - e^{-\lambda\delta^2})\mathbb{P}(\mathcal{M})\frac{R_c^2}{\delta} \leq \frac{1}{4}, \quad (34)$$

for any R and hence any average rate constraint. In the last inequality we used that $\delta \geq 2R_c$. Also, when the rate is unconstrained (take $r = 0$ in (33)) then by taking $\delta = 2R_c$ and a large value of λ (which saturates the cluster density for a given R_c) and a rate $R \rightarrow 0$, the bound is achieved, as the plot reflects. If the global metric is interpreted as fraction of users not requiring a download from the BS, the plot shows that even through this simple clustering strategy, a reasonable number of overall demands could be served through D2D.

The global trade-off does not guarantee a certain percentage of service within a cluster, which may be important in some scenarios: there may be many clusters with a small percentage of served requests (small T_L) which results in large overall benefits (large T_G). In Fig. 5 we plot the inner bound of the local metric trade-off region (14) achievable by $(\Phi_{HC}, \mathcal{F}^*)$, which maximizes the mean ratio of served requests:

$$\max_{R_c, R, \lambda_p, \delta} T_L(R, R_c, \delta, \lambda_p) \text{ subject to } \bar{R}(R, R_c, \lambda, \delta) \geq r \text{ and } \lambda_p(\delta, \lambda) \geq \lambda_t. \quad (35)$$

The fraction of per cluster served requests, which is not bounded by the coverage percentage

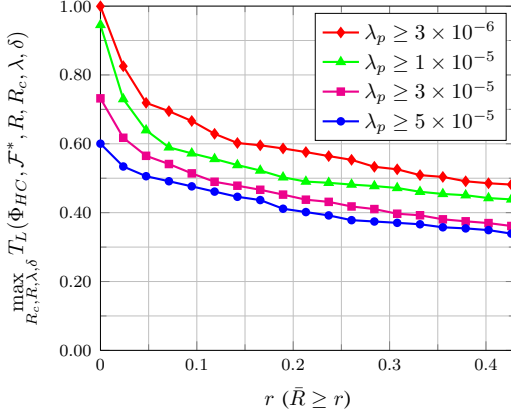


Fig. 5. Inner bound (35) given by $(\Phi_{HC}, \mathcal{F}^*)$ to the local trade-off region (14). T_C is the average fraction of served requests per cluster through D2D, for a given average rate $\bar{R}(R_c, R)$ and density of clusters λ_p constraints. $\lambda_r = 0.003 = \lambda_u/4$, $L = 500$, $M = 6$, $\gamma = 0.6$, $\alpha = 4$. $\varepsilon = 0.05$.

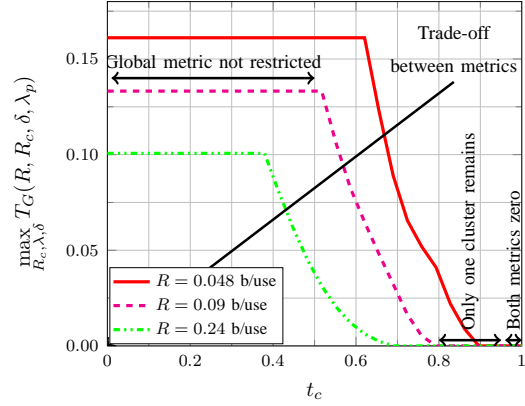


Fig. 6. Inner bound (36) given by $(\Phi_{HC}, \mathcal{F}^*)$ to the Local-Global trade-off region (15). T_G is the global fraction of requests served through D2D, while $T_L \geq t_c$ is the fraction of requests served per cluster. R is attempted rate. $\lambda_r = 0.003 = \lambda_u/4$, $L = 500$, $M = 6$, $\gamma = 0.6$, $\alpha = 4$. $\varepsilon = 0.05$.

of cluster process, can be much larger according to setup parameters and the value of the restrictions. As in the global trade-off, we can use Lemma 2.2 to find the value of T_L when the rate is unconstrained ($r = 0$), or as $r \rightarrow 0$. We use that: $\lambda_p \leq (4\pi R_c^2)^{-1}$, with equality obtained as $\lambda \rightarrow \infty$ and with $2R_c = \delta$. On the other hand, as $r \rightarrow 0$ we have that $T_L(\Phi_p, \mathcal{F}, R) \rightarrow \mathbb{P}(\mathcal{M})$. Since $\mathbb{P}(\mathcal{M})$ increases with R_c and λ_p decreases, the maximization of T_L as $r \rightarrow 0$ is achieved for the maximum value of $R_c = \delta/2$ which verifies the constraint on λ_p .

Finally, in Fig. 6 we plot the local-global metrics trade-off region (15) inner bound given by $(\Phi_{HC}, \mathcal{F}^*)$, which is:

$$\max_{R_c, \lambda, \delta} T_G(R, R_c, \delta, \lambda_p) \text{ subject to } T_L(R, R_c, \delta, \lambda_p) \geq t_c. \quad (36)$$

We see that if the constraint on local served requests t_c is small enough, then the global metric can be maximized without restriction, and in this regime, the local metric can be set as needed. A smaller local metric implies there is a large number of clusters with a low fraction of served requests, while a larger local metric implies fewer, larger clusters with a higher level of service. If t_c is larger, both constraints cannot be satisfied at the same time, and there is a trade-off between the metrics, which depends on the selected setup. If t_c is even larger, then the maximal density of served requests becomes negligible, which implies that only the cluster at the origin

remains. Finally, if the local constraint is too large it cannot be satisfied for any parameters.

V. SUMMARY AND DISCUSSION

We described a framework which can be used to evaluate the theoretical performance attainable through D2D. In this framework we considered a simple communication strategy, which gives an inner bound to the performance trade-off regions introduced. The analysis shows that, even through our simple communication protocol, a reasonable number of requests could be served through a distributed caching policy without a dedicated caching infrastructure, reducing the downlink traffic on the cellular band and a reduced load on the backhaul.

Is is worth mentioning that this framework is quite flexible; other strategies could be considered under this framework, e.g., the behavior of network performance with the parameters of the caching policy may also be studied, or other caching policies can be considered. A different coordination strategy, involving multiple transmitters or other trasmitter-selection algorithms could also be investigated. The interference analysis carried out may be useful in other setups, not limited to D2D.

APPENDIX

A. Proof of Lemma 2.1

For shortness we write $N_s(K)$, and using the Campbell-Mecke formula for an independently marked point process [8], [15] we have:

$$\mathbb{E}[N_s(K)] = \lambda_p \int_{\mathbb{R}^2} \mathbb{E}_{\mathbf{m}_x} \left[\mathbb{E}_{(x, \mathbf{m}_x)}^! \left[\sum_{i=1}^{N_{r,x}} \mathbb{1}_{\{x + D_{x,i} \in K\}} \mathbb{1}_{S_{x,i}} \right] \right] dx,$$

where $\mathbb{E}_{(x, \mathbf{m}_x)}^!$ is the reduced Palm distribution of the process with a cluster centered at x and mark \mathbf{m}_x . Since it is independently marked, this distribution does not depend on \mathbf{m}_x , and it is also invariant under translations due to its stationarity. Also, the distribution of \mathbf{m}_x does not depend on x . With all this we can write:

$$\mathbb{E}[N_s(K)] = \lambda_p \int_{\mathbb{R}^2} \mathbb{E}_{\mathbf{m}} \left[\mathbb{E}_0^! \left[\sum_{i=1}^{N_{r,0}} \mathbb{1}_{\{D_{0,i} \in K_{-x}\}} \mathbb{1}_{S_{0,i}} \right] \right] dx,$$

where K_{-x} is the set obtained by shift every point in K by $(-x)$. Moving the integral inside we conclude by noting that: $\int_{\mathbb{R}^2} \mathbb{1}_{\{D_{0,i} \in K_{-x}\}} dx = |K|$.

B. Proof of Lemma 2.2

Suppose a protocol (Φ_p, \mathcal{F}) is fixed. We can write $\mathcal{S}_{0,i} \equiv \mathcal{S}_{0,i}(R)$ to indicate the dependence of the service event with the required rate R . For a given realization of $\tilde{\Phi}$, decreasing R cannot decrease the number of served requests, that is:

$$\sum_{i=0}^{N_{r,0}} \mathbb{1}_{\mathcal{S}_{0,i}(R_1)} \leq \sum_{i=0}^{N_{r,0}} \mathbb{1}_{\mathcal{S}_{0,i}(R_2)}, \quad (37)$$

when $R_1 > R_2$. Taking expectation $\mathbb{E}_{\mathbf{m}} [\mathbb{E}_0^![\cdot]]$ on both sides, we can upper bound the right by taking the limit as $R_2 \rightarrow 0$. But when $R = 0$ we have that: $\mathcal{S}_{0,i} = \mathcal{M}_{0,i}$, that is, when the required rate is 0, a request is served whenever the file is available in the cluster, and hence, applying the monotone convergence theorem [19]:

$$\mathbb{E}_{\mathbf{m}} \left[\mathbb{E}_0^! \left[\sum_{i=0}^{N_{x,r}} \mathbb{1}_{\mathcal{S}_{0,i}(R)} \right] \right] \leq \mathbb{E}_{\mathbf{m}} \left[\sum_{i=0}^{N_{x,r}} \mathbb{1}_{\mathcal{M}_{0,i}} \right] = \mathbb{E}[N_r] \mathbb{P}(\mathcal{M}),$$

with equality as $R \rightarrow 0$. To derive the match probability we take the following steps:

$$\mathbb{P}(\mathcal{M}_i) = 1 - \mathbb{E}_{V_i, N_u} \left[\mathbb{P}(\cap_{j=1}^{N_u} \{V_i \notin \mathbf{A}_j\} | V_i, N_u) \right] = 1 - \mathbb{E}_{V_i, N_u} \left[\mathbb{P}(V_i \neq A_{1,1} | V_i)^{MN_u} \right] \quad (38)$$

$$= 1 - \mathbb{E}_{V_i, N_u} \left[(1 - p_A(V_i))^{MN_u} \right] = 1 - \mathbb{E}_V \left[e^{-\lambda_u \pi R_c^2 [1 - (1 - p_A(V))^M]} \right]. \quad (39)$$

In the last step we used that N_u is a Poisson RV of mean $\lambda_u \pi R_c^2$, independent of V .

C. Proof of Lemma 3.1

It is straightforward to show that, given two constants $A, B > 0$, the function $\phi(u) = \mathcal{C}(A/(B+u))$ is convex for $u \geq 0$. Now, we rewrite the rate (23) in a way suitable to use the convexity of $\phi(u)$. Using (21) and (22), (20) is written as:

$$\frac{1}{n_1} \frac{1}{2} \sum_{u_1=1}^2 \cdots \frac{1}{2} \sum_{u_{\hat{k}}=1}^2 \mathcal{C} \left(\frac{|h_{xy}|^2 l(x, y)}{I_b + I_1(u_1) + \dots + I_{u_{\hat{k}}}(u_1, \dots, u_{\hat{k}})} \right).$$

where for shortness we defined $\hat{k} = \log(\Delta/n_1)$. This expression consists of \hat{k} nested convex combinations with two terms each, giving the Δ/n_1 terms seen in (20). Notice that the k -th term, $I_k(u_1, \dots, u_k)$, depends only on the summations over (u_1, \dots, u_k) and is constant for indexes $(u_{k+1}, \dots, u_{\hat{k}})$, which is because interference from cluster with less slots will change less often. We can therefore recursively use the convexity of $\phi(u)$ to transfer the summations

inside $\mathcal{C}(\cdot)$, innermost to outermost. We take $A = |h_{xy}|^2 l(x, y)$ and $B(k, u_1, \dots, u_k) = I_b + \sum_{i=1}^k I_i(u_1, \dots, u_i)$. In the first step, for any set of indexes $u_1, \dots, u_{\hat{k}-1}$ we can write:

$$\begin{aligned} \frac{1}{2} \sum_{u_{\hat{k}}=1}^2 \mathcal{C} \left(\frac{|h_{xy}|^2 l(x, y)}{I_b + I_1(u_1) + \dots + I_{u_{\hat{k}}}(u_1, \dots, u_{\hat{k}})} \right) &= \frac{1}{2} \sum_{u_{\hat{k}}=1}^2 \mathcal{C} \left(\frac{A}{B(\hat{k} - 1, u_1, \dots, u_{\hat{k}-1}) + I_{u_{\hat{k}}}(u_1, \dots, u_{\hat{k}})} \right) \\ &\geq \mathcal{C} \left(\frac{|h_{xy}|^2 l(x, y)}{B(\hat{k} - 1, u_1, \dots, u_{\hat{k}-1}) + \frac{1}{2} \sum_{u_{\hat{k}}=1}^2 I_{u_{\hat{k}}}(u_1, \dots, u_{\hat{k}})} \right). \end{aligned}$$

Continuing this procedure $\log(\Delta/n_1)$ times, we get the result.

D. Proof of Theorem 3.1

We focus on the typical cluster at the origin, removing all subindexes 0. To determine the local metric, we need to find:

$$\mathbb{E}_{\mathbf{m}} \left[\mathbb{E}_0^! \left[\sum_{i=1}^{N_r} \mathbb{1}_{\mathcal{M}_i} \mathbb{1}_{\mathcal{T}_i} \right] \right] = \mathbb{E}_0^! \left[\mathbb{E}_{N_r} \left[\sum_{i=1}^{N_r} \mathbb{E}_{N_m} [\mathbb{E}[\mathbb{1}_{\mathcal{M}_i} \mathbb{1}_{\mathcal{T}_i} | N_r, N_m] | N_r] \right] \right], \quad (40)$$

where we have used (3). In the last step and for the rest of the proof, the innermost expectation is over the RVs in \mathbf{m} of the typical cluster that do not appear in the outer expectations. The interference, which is a function of $\tilde{\Phi}$ is averaged by $\mathbb{E}_0^![\cdot]$. We focus on this expectation, which should not depend on i :

$$\mathbb{E}[\mathbb{1}_{\mathcal{M}_i} \mathbb{1}_{\mathcal{T}_i} | N_r, N_m] = \mathbb{P}(\mathcal{T}_i | N_r, N_m, \mathcal{M}_i) \mathbb{P}(\mathcal{M}_i | N_r, N_m). \quad (41)$$

For $\mathbb{P}(\mathcal{M}_i | N_r, N_m)$ we condition on $(N_u, \tilde{\mathbf{A}})$ and use that:

$$\mathbb{P}(V_i \in \tilde{\mathbf{A}} | N_r, N_m, N_u, \tilde{\mathbf{A}}) = \frac{\binom{N_r - 1}{N_m - 1}}{\binom{N_r}{N_m}} = \frac{N_m}{N_r}. \quad (42)$$

To prove (42) we consider that once $\tilde{\mathbf{A}}$ is fixed, the event $V_i \in \tilde{\mathbf{A}}$ can be interpreted as a success in a Bernoulli trial. Then, we are asking for the probability of a success on the i -th trial out of N_r Bernoulli trials given that there were a total of N_m successes. The binomial coefficient in the denominator is the number of ways to assign the N_m successes in the N_r trials, and the numerator is the number of ways to assign $N_m - 1$ successes among $N_r - 1$ trials, given that the i -th trial is a success. Using (42), we have:

$$\mathbb{P}(\mathcal{M}_i | N_m, N_r) = \mathbb{E}_{N_u} \left[\mathbb{E}_{\tilde{\mathbf{A}}} \left[\frac{N_m}{N_r} | N_r, N_m, N_u \right] | N_r, N_m \right] = \frac{N_m}{N_r}.$$

The event \mathcal{T}_i in (41) can be written as $\mathcal{T}_i = \mathcal{O}_i(W) \cap \mathcal{P}_i$, where \mathcal{P}_i indicates the user was scheduled for a transmission and $\mathcal{O}_i(W) = \{\text{Tx successful for user } i\}$. In what follows we omit the dependence of W , W_L and W_H with N_m . Thus, for $\mathbb{P}(\mathcal{T}_i|N_r, N_m, \mathcal{M}_i)$ in (41), we can write:

$$\begin{aligned} \mathbb{P}(\mathcal{T}_i|N_r, N_m, \mathcal{M}_i) &= \mathbb{P}(\mathcal{O}_i(W), \mathcal{P}_i, W = W_H|N_r, N_m, \mathcal{M}_i) \\ &\quad + \mathbb{P}(\mathcal{O}_i(W), \mathcal{P}_i, W = W_L|N_r, N_m, \mathcal{M}_i). \end{aligned} \quad (43)$$

Since $\{W(N_m) = W_L(N_m)\} \subset \mathcal{P}_i$, we have:

$$\mathbb{P}(\mathcal{O}_i(W), \mathcal{P}_i, W = W_H|N_r, N_m, \mathcal{M}_i) = \mathbb{P}(\mathcal{O}_i(W), W = W_H|N_r, N_m, \mathcal{M}_i) \quad (44)$$

$$= \mathbb{P}(\mathcal{O}_i(W_H)|N_r, N_m, \mathcal{M}_i) \mathbb{1}_{\{W=W_H\}}. \quad (45)$$

When $\{W(N_m) = W_W(N_m)\}$ the user may not be scheduled:

$$\begin{aligned} \mathbb{P}(\mathcal{O}_i(W), \mathcal{P}_i, W = W_L|N_r, N_m, \mathcal{M}_i) &= \mathbb{P}(\mathcal{O}_i(W_L)|\mathcal{P}_i, W = W_L, N_r, N_m, \mathcal{M}_i) \times \\ &\quad \mathbb{P}(\mathcal{P}_i|W = W_L, N_r, N_m, \mathcal{M}_i) \mathbb{1}_{\{W=W_L\}}. \end{aligned} \quad (46)$$

By a similar argument to the one used in (42) we have:

$$\mathbb{P}(\mathcal{P}_i|W = W_L, N_r, N_m, \mathcal{M}_i) = \frac{W_L(N_m)}{N_m}. \quad (47)$$

Now we need to find the probability of $\mathcal{O}_i(W)$ appearing in (45) and 46:

$$\begin{aligned} \mathbb{P}(\mathcal{O}_i(W_L)|N_r, N_m, \mathcal{M}_i) &= \mathbb{E}_{N_u, \tilde{\mathbf{A}}} \left[\sum_{V_i \in \tilde{\mathbf{A}}} \mathbb{P}(\mathcal{O}_i(W_L), V_i|N_r, N_m, N_u, \mathcal{M}_i, \tilde{\mathbf{A}})|N_r, N_m \right] \\ &= \mathbb{E}_{N_u, \tilde{\mathbf{A}}} \left[\sum_{V_i \in \tilde{\mathbf{A}}} \mathbb{P}(\mathcal{O}_i(W_L)|V_i, N_r, N_m, N_u, \mathcal{M}_i, \tilde{\mathbf{A}}) \mathbb{P}(V_i|N_r, N_m, N_u, \mathcal{M}_i, \tilde{\mathbf{A}})|N_r, N_m \right]. \end{aligned} \quad (48)$$

For the first equality it is straightforward to verify that $(N_u, \tilde{\mathbf{A}})$ conditioned on (N_r, N_m) is independent of \mathcal{M}_i . Also in the first equality, it is important to mention that, since we are conditioning on \mathcal{M}_i , we only need to add over the $V_i \in \tilde{\mathbf{A}}$. In the second step we used that, since we are conditioning on a match, we only need to add over the $V_i \in \tilde{\mathbf{A}}$. This guarantees that in the second equality we are conditioning with respect to an event of zero probability. Now, since there is a match and only one transmitter will serve the request we have:

$$\mathbb{P}(\mathcal{O}_i(W_L)|V_i, N_r, N_m, N_u, \mathcal{M}_i, \tilde{\mathbf{A}}) = \sum_{c \in \mathcal{A}(\tilde{\mathbf{A}}, V_i)} \mathbb{P}(\mathcal{O}_i(W_L), C_i = c|V_i, N_r, N_m, N_u, \mathcal{M}_i, \tilde{\mathbf{A}}) \quad (49)$$

$$= \mathbb{P}(R_a(W_L, S, D) > R|N_m), \quad (50)$$

where S and D follow the distribution of any user in the cluster (uniform) and R_a is given by (23). In the last step we applied (3) and (19) so:

$$\mathbb{P}(C_i = c | V_i, N_r, N_m, N_u, \mathcal{M}_i, \tilde{\mathbf{A}}) = \frac{1}{\#\mathcal{A}(\tilde{\mathbf{A}}, V_i)} \quad (51)$$

$$\mathbb{P}(\mathcal{O}_i(W_L) | V_i, N_r, N_m, N_u, \mathcal{M}_i, \tilde{\mathbf{A}}, C_i = c) = \mathbb{P}(R_a(W_L, S_c, D_i) > R | N_r, N_m, C_i = c). \quad (52)$$

In this last step, the distribution of S_c and D_i are the same for any c, i . Thus, noticing that (50) does not depend on V_i and replacing it in (48) we can sum over V_i . This sum yields one, because we are conditioning on a match and on $\tilde{\mathbf{A}}$. Thus we obtain:

$$\mathbb{P}(\mathcal{O}_i(W_L) | N_r, N_m, \mathcal{M}_i) = \mathbb{P}(R_a(W_L, S, D) > R | N_m). \quad (53)$$

This probability is of S, D and the fading coefficient $|h_{SD}|^2$, which are independent of N_m so we have:

$$\begin{aligned} \mathbb{P}(R_a(W_L, S, D) > R | N_m) &= \mathbb{E}_{S,D} \left[\mathbb{P} \left(|h_{SD}|^2 l(S, D) > I(D, N_m) W_L(N_m) R \mid N_m, S, D \right) \right] \\ &= \mathbb{E}_{S,D} \left[\bar{F}_{|h_{SD}|^2} \left(\frac{I(D, N_m) W_L(N_m) R}{l(S, D)} \right) \right]. \end{aligned} \quad (54)$$

$\bar{F}_{|h_{SD}|^2}$ is the complementary distribution function of $|h_{SD}|^2$ and $I(D, N_m)$ is the interference at D (24). With this we can find (45). The same can be done using $W_L(N_m)$, which together with (47) gives (46). Finally, replacing (45) and (46) in (43), then (43) and (43) in (40) we get the desired result. For unit mean Rayleigh fading $\bar{F}_{|h_{SD}|^2}(u) = \exp(-u)$.

To find the average rate achieved through a transmission in the cluster at the origin, we use that the probability of success does not depend on the slot on which the transmission takes place, so we do not need to average over the slots:

$$\bar{R} = R \mathbb{E}_0^! [\mathbb{E}_{\mathbf{m}_0} [\mathbb{1}_{\mathcal{O}_1(W_0(N_m))}]] = R \mathbb{E}_0^! [\mathbb{E}_{N_m} [\mathbb{P}(\mathcal{O}_1(W_0(N_m)) | N_m)]] . \quad (55)$$

The success probability can be found in the same way as (54).

E. Proof of Lemma 3.2

We review the notion of second-order stochastic dominance [20]. If X, Y are real RVs, then X second-order stochastically dominates Y , written $X \geq_2 Y$ if, for all $u > 0$:

$$\int_0^u F_X(x) dx \leq \int_0^u F_Y(y) dy.$$

This definition is equivalent to asking that for any monotone increasing concave function $\phi(u)$:

$$\mathbb{E}[\phi(X)] \geq \mathbb{E}[\phi(Y)]. \quad (56)$$

The following theorems are useful [21]:

- If $\{X_1, \dots, X_n\}$ and $\{Y_1, \dots, Y_n\}$ are sets of independent real RVs and $\{\beta_i\}_{i=1}^n$ are non-negative real numbers:

$$X_i \geq_2 Y_i \quad \forall i \iff \sum_{i=1}^n \beta_i X_i \geq_2 \sum_{i=1}^n \beta_i Y_i. \quad (57)$$

- If $\{X_1, \dots, X_n\}$ are independent real RVs and $\{\beta_i\}_{i=1}^n$ are non-negative real numbers such that $\sum_{i=1}^n \beta_i = 1$:

$$\frac{1}{n} \sum_{i=1}^n X_i \geq_2 \sum_{i=1}^n \beta_i X_i. \quad (58)$$

We now consider the interference (24) generated only by the clusters with centers inside $\mathcal{B}(0, \rho)$:

$$I_\rho(d, n_1) = \sum_{x \in (\Phi \cap \mathcal{B}(0, \rho)) \setminus \{0\}} \psi(x, d, \mathbf{m}_x, n_1), \quad (59)$$

where $\psi(x, d, \mathbf{m}_x, n_1)$ is the function in the sum in (24). This sum has a finite number of terms almost surely. Now, we condition on the cluster centers Φ , on the number of slots $\{W_x\}$ and on the variables $\{B_{x,i,j}\}$ of all the clusters. Then the only randomness in the sum (59) comes from the fading coefficients and the positions of the users around the cluster centers, which are all independent RVs. With this, for a cluster with $W_x = 2^i > n_1$ and using (25), (58) we have:

$$\psi(x, d, \mathbf{m}_x, n_1) = \frac{n_1}{2^i} \sum_{j=1}^{2^i/n_1} B_{x,j,i} |h_{x,j,d}|^2 l(x+r_j, d) \geq_2 \frac{n_1}{2^i} \sum_{j=1}^{2^i/n_1} |h_{x,j,d}|^2 l(x+r_j, d) = \tilde{\psi}(x, d, \mathbf{m}_x, n_1)$$

where $\tilde{\psi}(x, d, \mathbf{m}_x, n_1)$ is the same $\psi(x, d, \mathbf{m}_x, n_1)$ but has $B_{x,i,j} = 1$. Keeping the conditioning, and summing over all the clusters which have more than n_1 slots and using (57):

$$\sum_{x \in (\Phi \cap \mathcal{B}(0, \rho)) \setminus \{0\}} \tilde{\psi}(x, d, \mathbf{m}_x, n_1) \mathbb{1}_{\{W_x > n_1\}} \geq_2 \sum_{x \in (\Phi \cap \mathcal{B}(0, \rho)) \setminus \{0\}} \psi(x, d, \mathbf{m}_x, n_1) \mathbb{1}_{\{W_x > n_1\}}. \quad (60)$$

With the conditioning, the interference from clusters such that $W_x \leq n_1$ is independent of the ones such that $W_x > n_1$, so using (57) once more get:

$$\sum_{x \in (\Phi \cap \mathcal{B}(0, \rho)) \setminus \{0\}} \tilde{\psi}(x, d, \mathbf{m}_x, n_1) \geq_2 I_\rho(d, n_1). \quad (61)$$

This means we can use (56) with $\phi(u) = -e^{-su}$, $s > 0$, which is concave and increasing in u . Averaging over the conditioned RVs we get the desired result but for $I_\rho(d, n_1)$ instead of the full interference. The proof concludes by letting $\rho \rightarrow \infty$ and using monotonicity arguments.

REFERENCES

- [1] X. Lin, J. G. Andrews, A. Ghosh, and R. Ratasuk, "An overview of 3GPP device-to-device proximity services," *IEEE Communications Magazine*, December 2013.
- [2] A. Asadi, Q. Wang, and V. Mancuso, "A survey on device-to-device communication in cellular networks," *preprint arXiv:1310.0720*, 2013.
- [3] C. Systems, "The zettabyte era. Trends and analysis," *White paper*, 2013.
- [4] M. Ji, G. Caire, and A. F. Molisch, "The throughput-outage tradeoff of wireless one-hop caching networks," *preprint arXiv:1312.2637*, 2013.
- [5] N. Golrezaei, A. Molisch, A. Dimakis, and G. Caire, "Femtocaching and device-to-device collaboration: A new architecture for wireless video distribution," *Communications Magazine, IEEE*, vol. 51, no. 4, pp. 142–149, April 2013.
- [6] K. Shanmugam, N. Golrezaei, A. Dimakis, A. Molisch, and G. Caire, "Femtocaching: Wireless content delivery through distributed caching helpers," *Information Theory, IEEE Transactions on*, vol. 59, no. 12, pp. 8402–8413, Dec 2013.
- [7] M. Haenggi, J. G. Andrews, F. Baccelli, O. Dousse, and M. Franceschetti, "Stochastic geometry and random graphs for the analysis and design of wireless networks," *IEEE J. Sel. Areas Commun.*, vol. 27, no. 7, pp. 1029–1046, Sep. 2009.
- [8] D. Stoyan, K. W. S., and J. Mecke, *Stochastic Geometry and its Applications*, 2nd ed. Wiley, 2009.
- [9] N. Golrezaei, A. Dimakis, and A. Molisch, "Wireless device-to-device communications with distributed caching," in *Information Theory Proceedings (ISIT), 2012 IEEE International Symposium on*, 2012, pp. 2781–2785.
- [10] M. Ji, G. Caire, and A. Molisch, "Optimal throughput-outage trade-off in wireless one-hop caching networks," in *Information Theory Proceedings (ISIT), 2013 IEEE International Symposium on*, July 2013, pp. 1461–1465.
- [11] P. Gupta and P. R. Kumar, "The capacity of wireless networks," *IEEE Trans. Inf. Theory*, vol. 46, no. 2, pp. 388–404, Mar. 2000.
- [12] Q. Ye, M. Al-Shalash, C. Caramanis, and J. G. Andrews, "Resource optimization in device-to-device cellular systems using time-frequency hopping," *IEEE Transactions on Wireless Communications*, 2013, submitted.
- [13] —, "Device-to-device modeling and analysis with a modified Matérn hardcore BS location model," in *Proc. IEEE Globecom*, December 2013.
- [14] J. G. A. X. Lin and A. Ghosh, "Spectrum sharing for device-to-device communication in cellular networks," *IEEE Transactions on Wireless Communications*, 2013, submitted.
- [15] F. Baccelli and B. Błaszczyszyn, *Stochastic Geometry and Wireless Networks*. NoW Publishers, 2009.
- [16] A. J. Baddeley, *Lecture Notes in Mathematics: Stochastic Geometry*, 2nd ed. Springer Berlin Heidelberg, 2007.
- [17] H. Q. Nguyen, F. Baccelli, and D. Kofman, "A stochastic geometry analysis of dense IEEE 802.11 networks," in *INFOCOM 2007. 26th IEEE International Conference on Computer Communications. IEEE*, 2007, pp. 1199–1207.
- [18] M. Haenggi, "Mean interference in hard-core wireless networks," *Communications Letters, IEEE*, vol. 15, no. 8, pp. 792–794, 2011.
- [19] R. B. Ash and C. Doléans-Dade, *Probability and Measure Theory*. Harcourt Academic Press, 2000.
- [20] E. Wolfstetter, *Topics in microeconomics*. Cambridge Univ. Press, 1999.
- [21] C.-K. Li and W.-K. Wong, "Extension of stochastic dominance theory to random variables." *RAIRO - Operations Research*, vol. 33, no. 4, pp. 509–524, 1999.