

Chimera states on the surface of a sphere

Mark J. Panaggio^{1,2,*} and Daniel M. Abrams^{1,3,4}

¹*Department of Engineering Sciences and Applied Mathematics,
Northwestern University, Evanston, Illinois 60208, USA*

²*Mathematics Department, Rose-Hulman Institute of Technology, Terre Haute, Indiana 47803, USA*

³*Department of Physics and Astronomy, Northwestern University, Evanston, Illinois 60208, USA*

⁴*Northwestern Institute on Complex Systems, Northwestern University, Evanston, Illinois 60208, USA*

(Dated: Received September 11, 2018)

A chimera state is a spatiotemporal pattern in which a network of identical coupled oscillators exhibits coexisting regions of asynchronous and synchronous oscillation. Two distinct classes of chimera states have been shown to exist: “spots” and “spirals.” Here we study coupled oscillators on the surface of a sphere, a single system in which both spot and spiral chimera states appear. We present an analysis of the birth and death of spiral chimera states and show that although they coexist with spot chimeras, they are stable in disjoint regions of parameter space.

PACS numbers: 05.45.Xt, 89.75.Kd

I. INTRODUCTION

Over the last half century, significant advances have been made in understanding the dynamics of coupled oscillators. Since the pioneering work of Winfree [1] and Kuramoto [2], the nonlinear dynamics community has been able to use both analytical and numerical techniques to study the onset of synchronization and to explore other types of dynamics, including varying degrees of coherence and incoherence, in a broad class of oscillator networks.

Before 2002, divergent behaviors such as incoherence and coherence were thought to result from heterogeneities. However, Kuramoto and Battogtokh showed that even networks of identical oscillators could split into regions of coherence and incoherence [3]. Since this surprising discovery, these “chimera states” have been reported in a vast array of network topologies [4–9] including spatially embedded networks like a ring of oscillators [3, 10, 11], a torus [12, 13], and a plane [14–17].

Here we study the dynamics of Kuramoto oscillators on the surface a unit sphere S^2 . In this system, the phases $\psi(\mathbf{r})$ are governed by

$$\frac{\partial \psi(\mathbf{r})}{\partial t} = \omega - \int_{S^2} G(\mathbf{r}, \mathbf{r}') \sin(\psi(\mathbf{r}) - \psi(\mathbf{r}') + \alpha) d\mathbf{r}', \quad (1)$$

where $G(\mathbf{r}, \mathbf{r}')$ is a continuous coupling kernel.

We choose to study this system for several reasons. There are homeomorphisms (continuous deformations) from the sphere to many common closed two-dimensional surfaces embedded in three dimensions; spheres are topologically equivalent to all kinds of different surfaces with physical and biological relevance. Our results suggest that chimera states are likely to occur for oscillators on any orientable closed surface [30].

Furthermore, the sphere is a geometry in which both spot and spiral chimera states appear in very simple

forms. These two unique dynamical patterns have yet to be connected from an analytical perspective. Spiral chimeras on the sphere show an intriguing similarity to patterns of activity displayed by the human heart during ventricular fibrillation [18, 19].

We analyze the dynamics of this system with near-global coupling and demonstrate the existence of spot and spiral chimera states in the perturbative limit. Then, using a variety of numerical and analytical techniques, we explore the role of the coupling length and phase lag α in determining the existence and stability of these unusual patterns (see Fig. 1).

II. BACKGROUND

In two-dimensional spatially embedded networks of identical oscillators, two different classes of chimera states have been reported: spots and spirals. For spot chimeras, oscillators form spots of incoherence and coherence. In the coherent region, all oscillators share the same phase. For spiral chimeras, a region of incoherence is surrounded by a coherent region. In the coherent region, the phases of the oscillators make a full cycle along any path around the incoherent spot. Thus the lines of constant phase resemble spiral arms around an implied phase singularity at the center of the incoherent region.

Spot chimeras were discovered first. Their bifurcations [12, 20] and stability [11, 21] have been studied extensively with near-global coupling. When α is near $\pi/2$, unstable and stable spot chimeras bifurcate off of the fully synchronized and drifting states respectively and then disappear due to a saddle node bifurcation. Thus they only exist near the Hamiltonian limit $\alpha = \pi/2$ [22–24].

Spiral chimeras are not as well understood. They were reported by Shima and Kuramoto on an infinite plane [14]. Their existence was confirmed analytically by Martens et al. [15], but their bifurcations and stability have not yet been studied from an analytical perspec-

* email: markpanaggio2014@u.northwestern.edu

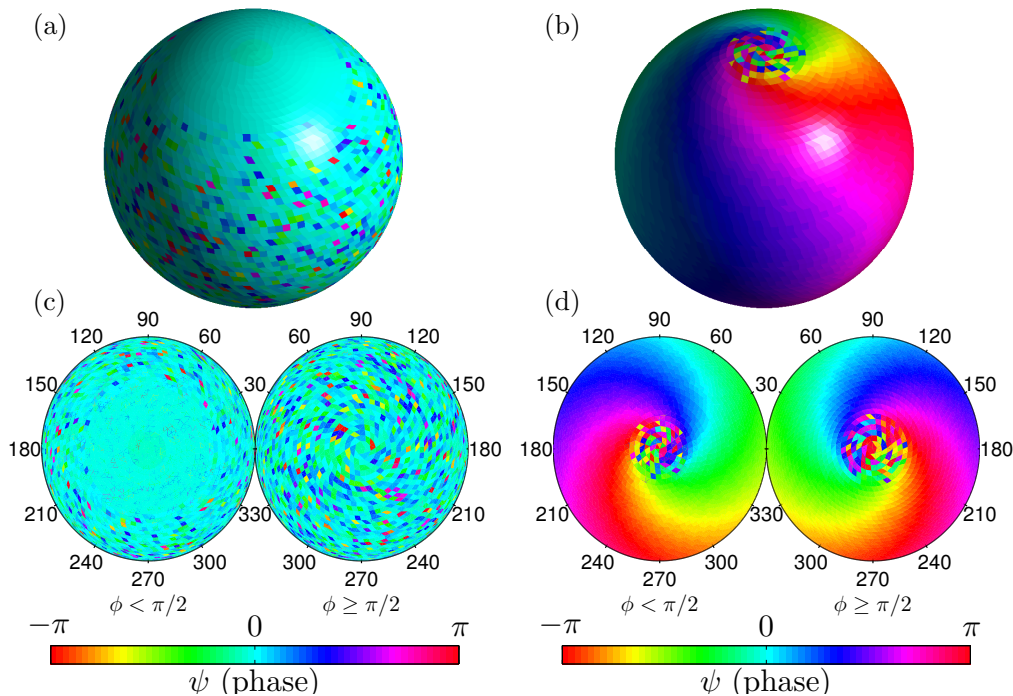


FIG. 1. (Color online) Examples of spot and spiral chimera states. Each panel displays the phases of 5000 oscillators corresponding to stable spots with $\Delta = 0.947$, $\alpha = 1.568$, and $\kappa = 0.25$ [panels (a) and (c)] and spirals with $\Delta = 0.478$, $\alpha = 0.589$, and $\kappa = 15$ [panels (b) and (d)]. Panels (a) and (b) display the sphere in three dimensions, while panels (c) and (d) display two-dimensional projections of a sphere from above and below. The phase of each oscillator is indicated by the color.

tive. Numerical experiments have suggested that they are only stable when α is near 0 (a dissipative limit) and when the coupling is more localized [13, 15].

III. ANALYSIS

We consider the special case where the coupling kernel is defined as

$$G(\mathbf{r}, \mathbf{r}') = \frac{\kappa}{4\pi \sinh \kappa} e^{\kappa(\mathbf{r} \cdot \mathbf{r}')}. \quad (2)$$

This is known as the Von-Mises-Fisher distribution [25] and represents the analog of a normal distribution on a sphere. The variance (coupling length) of this distribution is inversely related to the concentration parameter κ . As $\kappa \rightarrow \infty$, $G(\mathbf{r}, \mathbf{r}') \rightarrow \delta(\mathbf{r} - \mathbf{r}')$ representing purely local coupling. When $\kappa \rightarrow 0$, $G(\mathbf{r}, \mathbf{r}') \rightarrow 1/4\pi$ representing global coupling. We are interested in the role this concentration plays in the dynamics.

Following the approach of Kuramoto and Battogtokh [3], we shift into a rotating frame with angular frequency Ω and define a complex order parameter,

$$R(\mathbf{r}, t) e^{i\Psi(\mathbf{r}, t)} = \int_{\mathbb{S}^2} G(\mathbf{r}, \mathbf{r}') e^{i\psi(\mathbf{r}', t)} d\mathbf{r}'. \quad (3)$$

Equation (1) can be rewritten in terms of the order parameter and the frequency difference $\Delta = \omega - \Omega$ revealing

two types of stationary solutions: where $R(\mathbf{r}) \geq |\Delta|$, oscillators become phase-locked with a stationary phase, and where $R(\mathbf{r}) < |\Delta|$, they cannot become phase-locked but instead drift with a stationary phase distribution. In both the locked and drifting regions, these stationary solutions must satisfy a self-consistency equation

$$R(\mathbf{r}) e^{i\Psi(\mathbf{r})} = e^{i\beta} \int_{\mathbb{S}^2} G(\mathbf{r}, \mathbf{r}') h(\mathbf{r}') e^{i\Psi(\mathbf{r}', t)} d\mathbf{r}' \quad (4)$$

where $h(\mathbf{r}) = \frac{\Delta - \sqrt{\Delta^2 - R^2(\mathbf{r})}}{R(\mathbf{r})}$ and $\beta = \pi/2 - \alpha$.

To reduce the dimensionality of this system, we parametrize the surface of the sphere using the mathematical convention for spherical coordinates

$$\mathbf{r} = \cos \theta \sin \phi \hat{\mathbf{i}} + \sin \theta \sin \phi \hat{\mathbf{j}} + \cos \phi \hat{\mathbf{k}},$$

where θ represents the azimuthal angle and ϕ represents the polar angle and restrict our search to solutions of the form

$$R(\mathbf{r}) = A(\phi) \quad (5a)$$

$$\Psi(\mathbf{r}) = B(\phi) + N\theta \quad (5b)$$

where N is an integer. These solutions correspond to rotationally symmetric spots ($N = 0$), simple spirals ($N = 1$), and higher order spirals ($N > 1$). Under this

restriction, Eq. (4) becomes

$$A(\phi)e^{iB(\phi)} = e^{i\beta} \int_0^\pi K_N(\phi, \phi') h(\phi') e^{iB(\phi')} \sin \phi' d\phi' \quad (6)$$

where

$$\begin{aligned} K_N(\phi, \phi') &= \int_0^{2\pi} G(\theta, \phi, \theta', \phi') e^{iN(\theta' - \theta)} d\theta' \\ &= \frac{\kappa}{2 \sinh \kappa} e^{\kappa \cos \phi \cos \phi'} I_N(\kappa \sin \phi \sin \phi'), \end{aligned}$$

where I_N is the N^{th} order modified Bessel function of the first kind. Note that K_N is independent of θ . Equation (6) is a complex nonlinear integral eigenvalue problem. Solving explicitly for $A(\phi)$, $B(\phi)$, and Δ is not possible in general, and solutions may not exist for all β, κ .

A. Near-global coupling

With near-global coupling ($\kappa \ll 1$), the coupling kernel can be approximated to leading order in κ by

$$G(\theta, \phi, \theta', \phi') = \frac{1}{4\pi} \{1 + \kappa [\cos \phi \cos \phi' + \cos(\theta - \theta') \sin \phi \sin \phi']\}.$$

Substitution of this coupling kernel into Eq. (4) reveals that the order parameter must have the following form

$$\begin{aligned} R(\mathbf{r})e^{i\Psi(\mathbf{r})} &= c + \kappa d_1 \cos \theta \sin \phi \\ &\quad + \kappa d_2 \sin \theta \sin \phi + \kappa d_3 \cos \phi, \end{aligned} \quad (7)$$

where $\langle f(\mathbf{r}') \rangle = \frac{1}{4\pi} \int_{\mathbb{S}^2} f(\mathbf{r}') d\mathbf{r}'$ and

$$c = e^{i\beta} \langle h(\mathbf{r}') e^{i\Psi(\mathbf{r}')} \rangle \quad (8a)$$

$$d_1 = e^{i\beta} \langle h(\mathbf{r}') e^{i\Psi(\mathbf{r}')} \cos \theta' \sin \phi' \rangle \quad (8b)$$

$$d_2 = e^{i\beta} \langle h(\mathbf{r}') e^{i\Psi(\mathbf{r}')} \sin \theta' \sin \phi' \rangle \quad (8c)$$

$$d_3 = e^{i\beta} \langle h(\mathbf{r}') e^{i\Psi(\mathbf{r}')} \cos \phi' \rangle. \quad (8d)$$

Note that the derivation of Eq. (8) does not rely on Eq. (5). We now focus on the case where $N = 0$.

1. Spot chimeras

When $N = 0$, R and Ψ (and therefore h) depend only on ϕ , so integration with respect to θ' is possible giving $d_1 = d_2 = 0$. Thus the order parameter takes the form

$$R(\mathbf{r})e^{i\Psi(\mathbf{r})} = A(\phi)e^{iB(\phi)} = c + d \cos \phi \quad (9)$$

where $d = \kappa d_3$. This yields two equations:

$$\begin{aligned} c &= \frac{1}{2} e^{i\beta} \int_0^\pi \frac{\Delta - \sqrt{\Delta^2 - |c + d \cos \phi|^2}}{c^* + d^* \cos \phi} \sin \phi' d\phi' \\ d &= \frac{1}{2} \kappa e^{i\beta} \int_0^\pi \frac{\Delta - \sqrt{\Delta^2 - |c + d \cos \phi|^2}}{c^* + d^* \cos \phi} \cos \phi' \sin \phi' d\phi' \end{aligned}$$

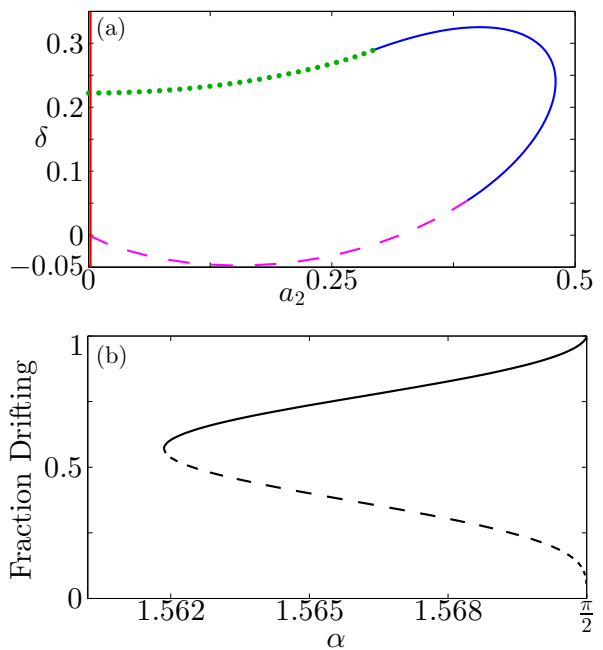


FIG. 2. (Color online) Solutions to Eq. (11). Panel (a) displays parameters a_2 and $\delta = \Delta_2 - c_2$ [see Eq. (10) for the definitions]. The green (dotted) curve corresponds to solutions with spatially modulated drift. The blue (solid) curve corresponds to stable spot chimeras. The magenta (dashed) curve corresponds to unstable spot chimeras. The red (solid) curve along the vertical axis represents uniform solutions. Panel (b) displays the fraction of oscillators in the drifting region as a function of α (where $\kappa = 0.1$). The solid curve represents stable chimera states and the dashed curve represents unstable chimera states.

where $*$ denotes complex conjugation.

Motivated by the results from [12, 20] we look for solutions that scale like

$$\beta = \beta_1 \kappa \quad (10a)$$

$$c \sim 1 + c_1 \kappa + c_2 \kappa^2 \quad (10b)$$

$$d \sim (a_2 + ib_2) \kappa^2 \quad (10c)$$

$$\Delta \sim 1 + \Delta_1 \kappa + \Delta_2 \kappa^2. \quad (10d)$$

Expanding in κ and defining $\delta = \Delta_2 - c_2$ we obtain the following conditions at leading order:

$$c_1 = \frac{\sqrt{2}}{3} \left[(\delta - a_2)^{3/2} - (\delta + a_2)^{3/2} \right] + i\beta_1, \quad (11a)$$

$$\begin{aligned} a_2 + ib_2 &= \frac{\sqrt{2}}{a_2^2} \left[\frac{2\delta}{3} \left((\delta - a_2)^{3/2} - (\delta + a_2)^{3/2} \right) \right. \\ &\quad \left. - \frac{2}{5} \left((\delta - a_2)^{5/2} - (\delta + a_2)^{5/2} \right) \right]. \end{aligned} \quad (11b)$$

Note that $\Delta_1 = c_1$ was required to satisfy the equations at $\mathcal{O}(\sqrt{\kappa})$. The real part of Eq. (11a) depends only on δ and a_2 . Thus we can fix δ , solve for a_2 , and then compute the other unknowns directly. The parameters a_2 and δ

determine the variation in the order parameter and the size of the drifting region. Using MatCont [26], a numerical continuation software package for MATLAB, we find the solutions to Eq. (11) and display them in Fig. 2(a). Figure 2(b) shows the fraction drifting as a function of α . These solutions resemble the spot solutions observed in Refs. 12 and 20 in that unstable spot chimeras bifurcate off of a phase-locked state and stable spot chimeras bifurcate off of a modulated drift state. At a critical value of $\beta = \frac{4}{1594323}(188\sqrt{10} + 505)^{3/2}\kappa \approx 0.0915\kappa$, the chimera states disappear due to a saddle node bifurcation (see Appendix A). This explains the change in stability observed in panel (b). The stability of these solutions was confirmed via numerical integration of Eq. (1).

2. Spiral chimeras

No higher order spirals ($N > 1$) occur to lowest order in κ because all terms in Eq. (8) integrate to 0. For $N = 1$, on the other hand, $c = d_3 = 0$ and $d_2 = id_1$, so Eq. (7) yields an order parameter of the form

$$R(\mathbf{r})e^{i\Psi(\mathbf{r})} = A(\phi)e^{iB(\phi)}e^{i\theta} = \kappa d_1 \sin \phi e^{i\theta}. \quad (12)$$

Without loss of generality, we can define the argument $\Psi(\mathbf{r})$ to be 0 along the half plane $\theta = 0$ and making d_1 real. This implies that $A(\phi) = \kappa d_1 \sin \phi$ and $B(\phi) = 0$. Defining $\Delta_1 = \Delta/\kappa$, substituting this result into Eq. (4),

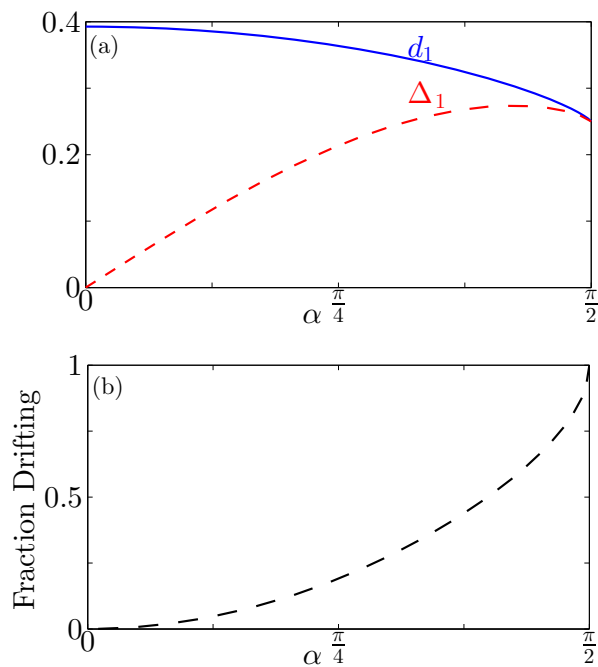


FIG. 3. (Color online) Solutions to Eq. (14). Panel (a) displays the values of d_1 (blue solid) and Δ_1 (red dashed) as a function of α . Panel (b) displays the fraction of oscillators in the drifting region as a function of α .

and integrating with respect to θ yields

$$d_1^2 = \frac{e^{i\beta}}{4} \int_0^\pi \left(\Delta_1 - \sqrt{\Delta_1^2 - d_1^2 \sin^2 \phi'} \right) \sin \phi' d\phi'. \quad (13)$$

Note that chimera states only appear if $d_1 > |\Delta_1|$. [For $d_1 \leq |\Delta_1|$, Eq. (13) can only be satisfied for $\beta = 0$.] Integrating with respect to ϕ , this simplifies to

$$d_1^2 = \frac{e^{i\beta}}{4} \left[\frac{1}{2d_1} (\Delta^2 - d_1^2) \left(\ln \left(\frac{d_1 - |\Delta_1|}{d_1 + |\Delta_1|} \right) + i\pi \right) + (2\Delta_1 - |\Delta_1|) \right]. \quad (14)$$

where \ln refers to the principal branch of the natural logarithm.

Solving Eq. (14) reveals that like spot chimeras, spiral chimeras represent a link between coherence and incoherence (see Fig. 3). We find that when $\alpha = 0$, $d_1 = \pi/8$ and $\Delta_1 = 0$. This leads to a fully locked solution in which the phases depend only on the azimuthal variable θ (a “beachball” pattern). As α increases from 0, incoherent spiral cores are born at the poles of the sphere and grow until $\alpha = \pi/2$. When $\alpha = \pi/2$, $d_1 = \Delta_1 = 1/4$, and the sphere is fully incoherent. Although these spirals resemble the spirals reported in Refs. 13, 15, and 17, numerical experiments suggest that these states are unstable. They only seem to gain stability when coupling is more localized.

B. Localized coupling

To search for stable spiral chimera states, we now explore the dynamics when κ is not small. With highly localized coupling, the effects of curvature are negligible, and the sphere can be approximated locally as a plane. Martens et al. showed that, on an infinite plane, spiral chimera states appear when α is small. Motivated by these findings, we consider the limit where $\alpha \ll 1$ and assume the following scalings

$$\Delta = \Delta_1 \alpha + \mathcal{O}(\alpha^2)$$

$$A(\phi) = A_0(\phi) + A_1(\phi)\alpha + \mathcal{O}(\alpha^2)$$

$$B(\phi) = B_1(\phi)\alpha + \mathcal{O}(\alpha^2).$$

Expanding Eq. (6) in α to leading order yields

$$A_0(\phi) = \int_0^\pi K_1(\phi, \phi') \sin \phi' d\phi',$$

which can be integrated numerically to find $A_0(\phi)$. To $\mathcal{O}(\alpha)$ we find that

$$A_1(\phi) = 0$$

$$B_1(\phi) = \int_0^\pi \frac{K_1(\phi, \phi')}{A_0(\phi)} \left(B_1(\phi') + \frac{\Delta_1}{A_0(\phi')} \right) \sin \phi' d\phi' - 1.$$

Thus $B_1(\phi)$ and Δ_1 satisfy an inhomogeneous Fredholm equation of the second kind which can be solved numerically. This asymptotic approach decouples the magnitude of the order parameter from its argument making it possible to solve for each separately. It also allows a nonlinear equation to be approximated by a series of linear equations and can be used to find higher order approximation to A and B as well.

These results can be used to estimate the size of the incoherent region at the center of the spiral. To see this, let $\phi = \phi_B$ represent the boundary between the locked and drifting regions. To order α , the boundary satisfies

$$A_0(\phi_B) = \alpha |\Delta_1|. \quad (16)$$

There are two solutions to this equation that are symmetric about the equator, one with $\phi_B \approx 0$ and one with $\phi_B \approx \pi$. To find the size of the incoherent region with $\phi_B \approx 0$, we expand A_0 about $\phi = 0$,

$$\begin{aligned} A_0(\phi_B) &\sim A_0(0) + \phi_B A_0'(0) \\ &\sim 0 + \phi_B \int_0^\pi \frac{\partial}{\partial \phi} K_1(0, \phi') \sin \phi' d\phi'. \end{aligned} \quad (17)$$

Substituting Eq. (16) into Eq. (17), integrating with respect to ϕ' , and solving for ϕ_B yields

$$\phi_B = \frac{4 \sinh \kappa}{\pi \kappa I_1(\kappa)} \alpha |\Delta_1|. \quad (18)$$

Thus, near the birth of the chimera state the size of the incoherent region grows with α . Since Δ_1 is κ dependent but its scaling with κ is unknown, the dependence of the size of the incoherent region on κ cannot be determined using Eq. (18). However, given a numerical solution for $A(\phi)$ and Δ , the value of ϕ_B is readily apparent and the size of the drifting region can be easily calculated (see Fig. 7 in Appendix E).

IV. NUMERICAL CONTINUATION

The asymptotic approximations discussed in Secs. III A and III B are only valid when $\alpha \ll 1$ or $\kappa \ll 1$. To explore other regions of parameter space, we used MatCont [26] for numerical continuation. This software package uses Newton's method to allow the user to continue equilibria of systems of ordinary differential equations (ODEs) and to detect bifurcations.

For numerical continuation, we defined $w(\phi) = (A(\phi)/\Delta)e^{iB(\phi)}$ and rewrote Eq. (6) as

$$w(\phi)\Delta = e^{i\beta} \int_0^\pi \frac{K_N(\phi, \phi')w(\phi') \sin \phi'}{1 + \sqrt{1 - |w(\phi')|^2}} d\phi'. \quad (19)$$

The known spiral solutions for $w(\phi)$ are nearly sinusoidal, therefore it is natural to represent them by a Fourier sine series

$$w(\phi) = \sum_{n=1}^{\infty} (x_n + iy_n) \sin(n\phi)$$

where

$$\begin{aligned} x_n &= \frac{2}{\pi} \int_0^\pi \operatorname{Re}(w(\phi)) \sin(n\phi) d\phi, \\ y_n &= \frac{2}{\pi} \int_0^\pi \operatorname{Im}(w(\phi)) \sin(n\phi) d\phi. \end{aligned}$$

In Fourier space, it is straightforward to show that the fixed points of

$$x'_n = \operatorname{Re} \left(\frac{e^{i\beta}}{\Delta} \int_0^\pi \frac{K_1^n(\phi')w(\phi') \sin \phi'}{1 + \sqrt{1 - |w(\phi')|^2}} d\phi' \right) - x_n, \quad (20a)$$

$$y'_n = \operatorname{Im} \left(\frac{e^{i\beta}}{\Delta} \int_0^\pi \frac{K_1^n(\phi')w(\phi') \sin \phi'}{1 + \sqrt{1 - |w(\phi')|^2}} d\phi' \right) - y_n, \quad (20b)$$

$$\Delta' = \max(\arg w(\phi)), \quad (20c)$$

where Re and Im denote real and imaginary parts and

$$K_1^n(\phi') = \frac{2}{\pi} \int_0^\pi K_1(\phi, \phi') \sin(n\phi) d\phi$$

represents solutions to Eq. (19). Equation (20c) was imposed to eliminate the extra degree of freedom in Eq. (19) (invariance under rotations $w \rightarrow we^{ir}$).

V. RESULTS

A. Existence

The results from numerical continuation of spiral chimeras are displayed in Figs. 4 and 5. We find that spiral chimera states satisfying Eqs. (19) and (6) continue to exist for $\kappa \gtrsim \mathcal{O}(1)$. Near $\alpha = 0$ and $\alpha = \pi/2$, we were able to continue these solutions indefinitely in κ . For intermediate values of α the numerical continuation fails prematurely at $\kappa_{\max} < 50$. Attempts at continuing beyond this point by increasing the number of Fourier coefficients retained, refining the grid for numerical integration, and continuing using alternative methods (see Appendix B) yielded incremental increases in κ_{\max} . This suggests that the failure of convergence is due to narrowing of the basin of attraction for the numerical solution and increasingly sharp transitions in the shape of the solutions, however we cannot rule out a failure of existence due to a bifurcation.

Qualitatively these spirals resemble the ones observed for $\kappa \ll 1$. They are symmetric with respect to reflections about the equator. However, instead of straight spiral arms (lines of constant phase) where $B(\phi) \approx 0$ (see Fig. 4, bottom panels), these solutions have curved spiral arms with $B(\phi) \neq 0$ (see Fig. 4, top panels). The fraction of oscillators drifting is zero for $\alpha = 0$ and increases with α until the entire sphere is incoherent when $\alpha = \pi/2$. See Fig. 1 for an example.

Spot chimeras appear to exist for arbitrary κ and seem qualitatively similar to solutions for $\kappa \ll 1$ (see Appendix C).

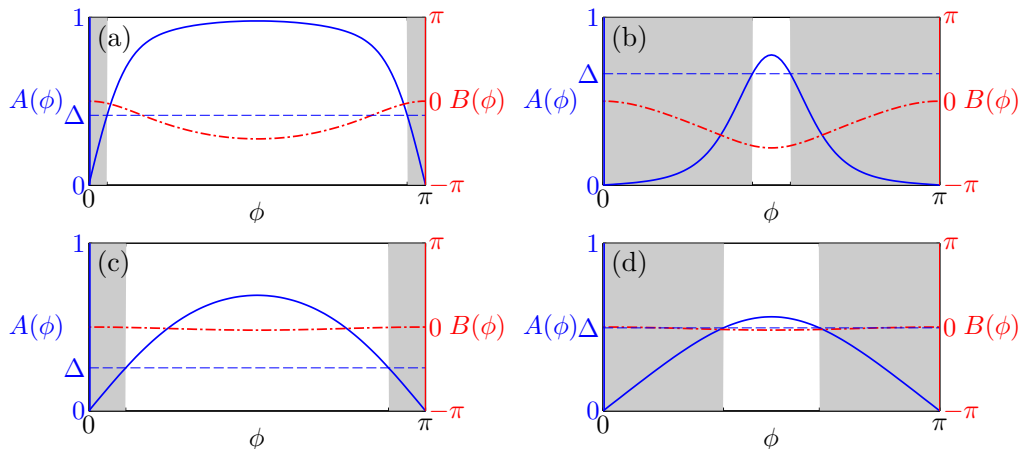


FIG. 4. (Color online) Typical solutions to Eq. (6). Panels (a)-(d) display $A(\phi)$ and $B(\phi)$ for $\alpha = 0.47$ and $\kappa = 25$, $\alpha = 1.30$ and $\kappa = 25$, $\alpha = 0.47$ and $\kappa = 2.5$, and $\alpha = 1.30$ and $\kappa = 2.5$ respectively. The blue (solid) curve represents $A(\phi)$ and the red (dash-dotted) represents $B(\phi)$. Gray boxes denote the drifting regions $[0, \phi_B]$ and $(\pi - \phi_B, \pi]$.

B. Stability

In order to test the stability of these solutions, we approximated Eq. (1) by selecting 5000 points uniformly distributed on the surface of a sphere [27, 28], generating initial conditions consistent with the order parameters obtained through numerical continuation (see Appendix

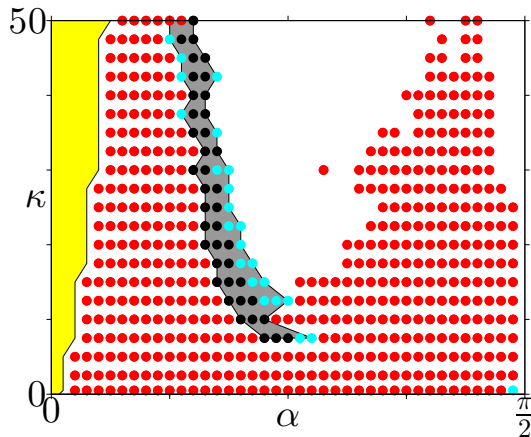


FIG. 5. (Color online) Existence and stability of spiral chimera states. Dots represent points where spiral chimera states satisfying Eq. (6) exist. Red (dark) points correspond to chimeras that are unstable in numerical simulations. Black points correspond to chimeras that appear to be stable after integrating Eq. (1) for 5000 units of time. Cyan (light) points correspond to chimeras where the final state is a spiral but shows noticeable deviation from the initial condition. In the yellow shaded region (with α near 0) chimera states exist but have too few incoherent oscillators to reliably assess stability (see Appendix E). All of the spiral chimeras that appear to be stable are contained in the narrow gray strip (with intermediate values of α).

D), and integrating for 5000 units of time (10-1000 cycles of the locked oscillators, depending on the values of α and κ). After this interval, if the final state possessed a phase distribution that was nearly identical to the initial state (except for possible drifting of the incoherent region) we classified the chimera state as stable.

We observed a narrow strip with stable chimeras extending down to $\alpha \approx 0.85$ and $\kappa \approx 7.5$. We believe that, to conform with the planar case explored in Ref. 6, this strip is likely to originate from $\alpha \approx 0$ and $\kappa \gg 1$ (in this limit the coupling is so localized that the curvature of the sphere becomes irrelevant). Near the boundaries of this strip, solutions remained close to the initial condition for most of the integration time before evolving toward a fully coherent state or spiral pattern without an incoherent region, suggesting that spiral chimera states outside of the strip were unstable. At the moment we have no analytical explanation for the observed changes in stability. One possibility is that the states we refer to as stable are actually just very long-lived transients. However, that raises the question of why this particular strip would have dramatically longer transient times than neighboring regions of parameter space. Another possibility is that stability changes due to some as of yet unidentified bifurcation. This bifurcation cannot be due to the presence of a spot chimera because of the topological differences and the fact that spot chimeras do not exist near the boundaries of this region, but it could be due to other equilibrium spiral patterns that only satisfy ansatz (5) at the bifurcation point.

VI. DISCUSSION AND CONCLUSIONS

This work demonstrates the existence of both spot and spiral chimera states on the surface of a sphere. We find that both spirals and spots represent links between co-

herence and incoherence. In agreement with previous results, when coupling is nearly global, spot chimeras only exist near the Hamiltonian limit ($\alpha = \pi/2$) whereas spiral chimeras exist for all values of $0 \leq \alpha \leq \pi/2$. For more localized coupling, numerical results suggest that both types of chimera states continue to exist, but that they have disjoint regions of stability. A puzzling apparent failure of existence of chimera states for localized coupling and intermediate phase lags ($\alpha \approx \pi/4$) remains to be explained.

More broadly, we have demonstrated that the surface of a sphere provides an interesting testbed for assessing the properties of chimera states—one in which analogs of many previously reported chimera states exist. Although the underlying cause is the same, this topology leads to visually distinct patterns from other two dimensional systems—on a plane, single spirals appear, whereas, on a torus, spirals only appear in multiples of 4 and on a sphere spirals appear in pairs. The result that both spiral and spot chimera states occur over a wide range of parameter values in these systems suggests that chimera states may be possible in any network of non-locally coupled oscillators on a closed, orientable surface. In particular, the topological resemblance of a sphere to real-world systems makes this geometry potentially valuable for applications to naturally occurring biological oscillatory networks (e.g. the human heart and brain, where chimera states could be associated with dangerous ventricular fibrillation or epileptic seizure states).

ACKNOWLEDGMENTS

The authors would like to thank C. Laing for useful conversations.

Appendix A: Computing saddle-node bifurcation

The saddle-node bifurcation with respect to β (or, equivalently, α) visible in Fig. 2(b) is straightforward to compute numerically from Eqs. (11). To compute an analytical form for the critical β_1 , however, we proceeded as follows:

- Isolate δ in the imaginary part of (11a), then eliminate δ by plugging into the real part of (11b) to get a function $f(a_2, \beta_1) = 0$.
- Find the maximum β_1 for which a solution exists by differentiating $f = 0$ with respect to a_2 and imposing $d\beta_1/da_2 = 0$, then solving for $\beta_1(a_2)$.
- Plug in the result to get $f(a_2, \beta_1(a_2)) = 0$ and solve for a_2 to get $a_2^{(crit)} = \frac{86}{2187}\sqrt{10} + \frac{580}{2187}$.
- Plug $a_2 = a_2^{(crit)}$ into $\beta_1(a_2)$ to get $\beta_1^{(crit)} = \frac{4}{1594323} (188\sqrt{10} + 505)^{3/2}$.

Note that in each step itemized here significant simplification may be required to obtain a suitably concise result.

Appendix B: Numerical continuation

The nonlinearity of Equation (6) made it unlikely that numerical methods would converge to the correct solution without an accurate initial guess. So, we began with the solutions for $A(\phi)$, $B(\phi)$, and Δ derived for $\kappa \ll 1$ and $\alpha \ll 1$ and then implemented a variety of algorithms in order to numerically continue spiral chimera states over the parameter space $0 \leq \alpha \leq \pi/2$ and $0 \leq \kappa$.

1. Iterative method

The simplest approach we implemented was a naive iterative method. Eq. (19) has the form $\Delta w = f(w)$. Given an initial guess for the solution to Eq. (19) $w_0(\phi)$ (in practice we used a discrete set of ϕ values), we updated our solution as follows:

Step 1:

$$\text{Define } f_{n+1}(\phi) = e^{i\beta} \int_0^\pi K_N(\phi, \phi') \frac{w_n(\phi')}{1 + \sqrt{1 - |w_n(\phi')|^2}} \sin \phi' d\phi'.$$

Step 2:

$$\text{Choose } \Delta_{n+1} \text{ to minimize } E = \left| \frac{1}{\Delta_{n+1}} f_{n+1}(\phi) - w_n(\phi) \right|.$$

Step 3:

$$\text{Update } w_{n+1}(\phi) = \frac{1}{\Delta_{n+1}} f_{n+1}(\phi).$$

To carry out numerical continuation using this heuristic scheme, we selected a known solution as a starting point made a small change to one of the parameters, and then iterated until the residual $r_{n+1} = w_{n+1}(\phi) - w_n(\phi)$ was small. This method is not guaranteed to converge, but for a starting point sufficiently close to the true solution and steps that were sufficiently small, it did allow us to identify solutions for new ranges of α and κ .

2. Optimization method

In order to improve upon the above, we implemented a second similar method. We again started with a known solution and made a small change to either α or κ . Then, we utilized a quasi-Newton method (as implemented in the MATLAB function `fminunc`) to find the values of $w(\phi)$ and Δ that minimized the error:

$$E = \left| w(\phi)\Delta - e^{i\beta} \int_0^\pi \frac{K_N(\phi, \phi') w(\phi') \sin \phi'}{1 + \sqrt{1 - |w(\phi')|^2}} d\phi' \right|. \quad (\text{B1})$$

This method seemed to be more stable than the iterative approach, but it was more computationally intensive.

3. Improvements and limitations

Both of the above methods used zeroth order extrapolation to generate a starting point for the next set of parameter values. To improve upon this method we also used first order extrapolation to generate the next starting point. For example, to continue in κ , given $\kappa_1 < \kappa_2$ and their associated solutions for Δ and $w(\phi)$, we used a linear approximation to generate a guess at $\kappa_3 > \kappa_2$. This guess was then used as a starting point for the above methods. Although the above approaches did yield marginal gains in exploring α vs. κ space, ultimately the time and memory demands were far too large to adequately explore the domain of interest due to the small step sizes required for convergence.

4. MatCont

We found that MatCont was the most effective method for numerically continuing spiral chimera states. Our first attempt at writing Eq. (6) as a system of ODEs, the input format required by MatCont, used a discretized version of Eq. (19) on a uniform grid of 101 points between $0 \leq \phi \leq \pi$. Unfortunately, the algorithm was unable to identify an appropriate search direction for continuation.

Instead we represented $w(\phi)$ as a Fourier sine series as described in the main text. For $\kappa \ll 1$, $w(\phi)$ is sinusoidal, thus only the first Fourier coefficient is nonzero. As κ increases subsequent terms become more important. For $\kappa < 50$,

$$\left\| \sum_{n=1}^{\infty} (x_n + iy_n) \sin(n\phi) - \sum_{n=1}^{16} (x_n + iy_n) \sin(n\phi) \right\| \lesssim \mathcal{O}(10^{-4})$$

So, we truncated the series after 16 terms (inclusion of higher frequency modes does not significantly change the results). We then verified the accuracy of these solutions by substituting them directly into equation (19). The integrals in Eqs. (20a) and (20b) were evaluated using Simpson's rule with 101 grid points. We terminated continuation when the change in κ over 10 steps was less than 10^{-5} .

5. Interpolation and refinement

The endpoints (κ_{\max}) of the curves obtained from MatCont were somewhat irregular. To address this, we compiled all of the solutions from MatCont and used spline interpolation and extrapolation to generate guesses for missing solutions. Then, using the optimization method described above we refined the guesses until the optimization scheme terminated and computed the error for these new points using Eq. (B1). If the norm of the error was less than 10^{-4} , we accepted the result as a solution to

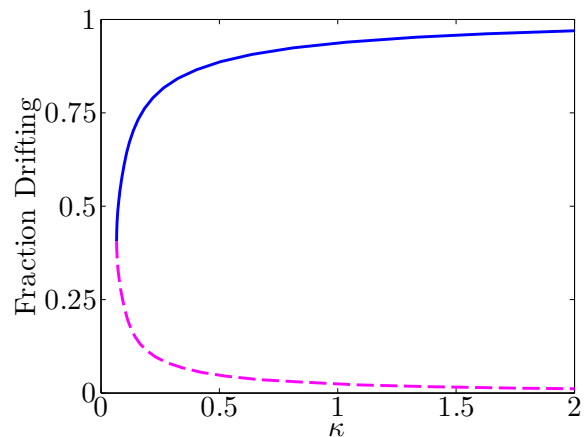


FIG. 6. (Color online) Continuation of spot chimeras in κ . The blue (solid) curve is the continuation of a stable chimera and the magenta (dashed) curve is the continuation of an unstable chimera satisfying $\beta = 0.01$.

Eq. (19). This allowed us to extend our results to higher values of κ .

Appendix C: Spot chimeras with localized coupling

The spot chimera solutions for $A(\phi)$, $B(\phi)$, and Δ derived for $\kappa \ll 1$ can also be continued for larger values of κ . However, unlike the spiral solutions, these solutions do not resemble sine functions, and as a result, they cannot be accurately represented using a truncated Fourier sine series. Instead, a cosine series or full Fourier series may be appropriate.

Numerical continuation results from MatCont (see Fig. 6) suggest that solutions exist for higher values of κ that are qualitatively similar to the solutions with $\kappa \ll 1$. As the asymptotic analysis in section III A indicates, the critical value of β corresponding to the saddle node bifurcation grows with κ .

In our numerical exploration of the stability of spiral chimeras, while integrating Eq. (1) we observed that some of the unstable chimeras with α near $\pi/2$ and $\kappa > 1$ evolved into spot chimeras. This suggests that spot chimeras remain stable for larger values of κ . As a result, we believe spot chimeras with localized coupling warrant further exploration.

Appendix D: Generating initial conditions

In many systems, the basin of attraction for a chimera state is small compared with the basins of attraction of the uniform coherent and incoherent states. Since chimera states can only be observed in simulations when the initial condition is inside these basins, completely random initial conditions are unlikely to converge to a

chimera.

It is also difficult to determine the structure of the basins of attraction of equilibrium points in high dimensional systems. So, the most effective method for observing a chimera states in simulation is to select an initial condition very close to the chimera. Such an initial condition can be found given a solution for the order parameter $R(\mathbf{r})e^{i\Psi(\mathbf{r})}$ and the natural frequency in the rotating frame $\Delta = \omega - \Omega$ by using the method outlined below.

After making the transformation $\psi \rightarrow \psi + \Omega t$ to shift into a rotating frame of reference, Eq. (1) can be written as

$$\frac{\partial \psi(\mathbf{r})}{\partial t} = \Delta - R(\mathbf{r}) \sin(\psi(\mathbf{r}) - \Psi(\mathbf{r}) + \alpha).$$

This equation admits two types of stationary solutions. Wherever $R \geq |\Delta|$, oscillators have a stationary phase ψ^* satisfying

$$\Delta - R \sin(\psi^* - \Psi + \alpha) = 0. \quad (\text{D1})$$

Wherever $R < |\Delta|$ oscillators cannot become phase-locked. However, if the phase ψ at each point \mathbf{r} is interpreted as a probability distribution $f(\psi)$, then there are stationary phase distributions satisfying the continuity equation

$$\frac{\partial f}{\partial t} + \frac{\partial}{\partial \psi} (fv) = 0.$$

where $v = \Delta - R \sin(\psi - \Psi + \alpha)$ represents the phase velocity. It is straightforward to check that the following distribution is stationary:

$$f(\psi) = \frac{\sqrt{\Delta^2 - R^2}}{2\pi |\Delta - R \sin(\psi - \Psi + \alpha)|}. \quad (\text{D2})$$

Therefore, given R , Ψ and Δ at the position of each oscillator \mathbf{r} , an appropriate initial phase ψ can be computed as follows:

Case 1. If $R \geq |\Delta|$ set $\psi = \psi^*$ by solving Eq. (D1).

Case 2. If $R < |\Delta|$ choose ψ randomly using the probability distribution in Eq. (D2).

- (a) Compute the cumulative distribution $F(\psi) = \int_{-\pi}^{\psi} f(x) dx$.
- (b) Choose X to be a uniformly distributed random number between 0 and 1.
- (c) Set $\psi = F^{-1}(X)$.

Appendix E: Numerical stability

To complement our numerical results, we would have liked to perform a rigorous stability analysis on our system, as Omel'chenko was able to do for a ring of coupled

oscillators [11]. Unfortunately the nonlinear eigenvalue problem in our system results in a complex nonlinear integral equation with a nonseparable kernel which we were unable to solve analytically.

There are various limitations to using numerical integration to ascertain information about stability in this system. First of all, numerical integration itself introduces error. To address this, we used MATLAB's built in adaptive Runge-Kutta method ODE45 for integration and verified that the results were consistent with those obtained using other ODE solvers. To accelerate computations, large matrix operations were carried out on a NVIDIA GeForce GTX 570 GPU with 480 cores using the Parallel Computing Toolbox, a MATLAB implementation of NVIDIA's CUDA platform.

Second, choosing uniformly distributed points on the surface of a sphere is a non-trivial problem. There are various heuristic methods for generating points that are approximately uniformly distributed. We used the method described in Ref. 27 which is a modification of the generalized spiral points method proposed by Rakhmanov et al. [28]. By selecting evenly spaced points along a spiral from the north pole to the south, one obtains nearly "uniformly" distributed points. The slight nonuniformity means that some oscillators may be weighted slightly more heavily than others in the network.

Third, the lifetime of chimera states can depend on the number of grid points. Previous work with spot chimeras has suggested that they are stable states with an infinite number of oscillators and long-lived transients with a finite number [29]. The lifetime of these metastable chimera states grows with the number of oscillators, but so does the computation time. For the figures displayed in this paper, we chose to use 5000 oscillators as a compromise allowing for full exploration of parameter space

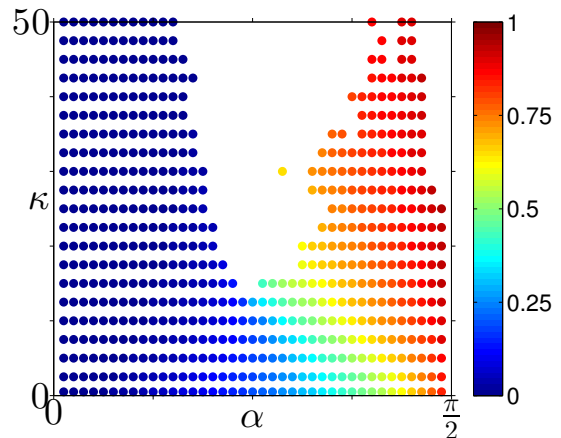


FIG. 7. (Color online) Fraction drifting for spiral chimera states. Dots represent points where spiral chimera states satisfying Eq. (6) exist. These points are identical to Fig. 5. The color indicates the fraction drifting for each solution.

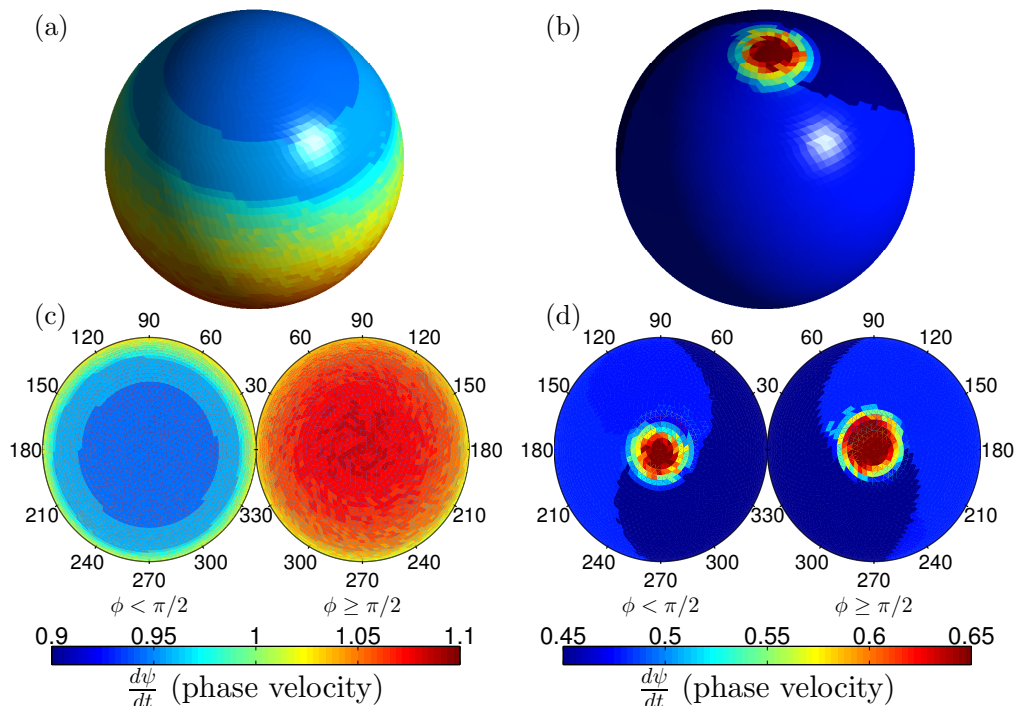


FIG. 8. (Color online) Phase velocities for spot and spiral chimera states. Panels display the phase velocities of 5000 oscillators (indicated by the color) corresponding to a stable spot chimera with $\Delta = 0.946$, $\alpha = 1.554$, and $\kappa = 0.25$ [panels (a) and (c)] and a stable spiral chimera with $\Delta = 0.478$, $\alpha = 0.589$, and $\kappa = 15$ [panels (b) and (d)]. Panels (a) and (b) display the sphere in three-dimensions, while panels (c) and (d) display two-dimensional projections of a sphere from above and below. The phase velocities are averaged over 200 units of time in a rotating frame in which locked oscillators have phase velocity Δ .

in a reasonable amount of time. Our results were robust to variations in the number of oscillators (we also tried 2500, 8000, and 10000 for selected cases of interest). However, there is no guarantee that the stability with a finite number of oscillators will agree with that when $N \rightarrow \infty$.

Note that even when the number of grid points is large, for some parameter values (e.g., small α for spiral chimeras) the number of points within the incoherent region may still be small (see Fig. 7), leading to inaccurate numerical assessment of stability (this is the origin of the yellow region in Fig. 5). Furthermore, the effective coupling length given by (2) is proportional to κ^{-1} , so the number of grid points must grow with κ if a minimal number are to be included within the “coupling zone” where coupling strength is significant.

Finally, numerical integration cannot truly determine

stability. We integrated Eq. (1) for 5000 units of time. This termination criteria is somewhat arbitrary and could lead to unstable but long-lived transient states being classified as stable. In our analysis, we found that the boundaries of the “stable” region did change slightly depending on the termination criteria. However, we also tested a subset of points in the domain and verified that they appeared stable after 10000 units of time. Both 5000 and 10000 time units are orders of magnitude longer than the transient lifetime of a typical chimera state that we identify as numerically unstable.

Figure 8 shows the typical pattern of phase velocities distributed on the sphere for both stable spot and stable spiral chimera states. The final pattern of phase velocities was used in conjunction with the final pattern of phases to distinguish between stable and unstable chimera states.

-
- [1] Winfree, A. T. Biological rhythms and the behavior of populations of coupled oscillators. *J. Theor. Biol.* **16**, 15–42 (1967).
 [2] Kuramoto, Y. Self-entrainment of a population of coupled non-linear oscillators. In Araki, H. (ed.) *International Symposium on Mathematical Problems in Theoretical Physics*, Lecture Notes in Physics, edited by

- H. Araki, Vol. 39 (Springer-Verlag Berlin, 1975) p. 420–422.
 [3] Kuramoto, Y. & Battogtokh, D. Coexistence of coherence and incoherence in nonlocally coupled phase oscillators. *Nonlinear Phenom. Complex Syst.* **4**, 380–385 (2002).
 [4] Abrams, D. M., Mirollo, R., Strogatz, S. H. & Wiley,

- D. A. Solvable model for chimera states of coupled oscillators. *Phys. Rev. Lett.* **101**, 084103 (2008).
- [5] Laing, C. R., Rajendran, K. & Kevrekidis, I. G. Chimeras in random non-complete networks of phase oscillators. *Chaos* **22**, 013132 (2012).
- [6] Martens, E. A. Chimeras in a network of three oscillator populations with varying network topology. *Chaos* **20**, 043122 (2010).
- [7] Shanahan, M. Metastable chimera states in community-structured oscillator networks. *Chaos* **20**, 013108 (2010).
- [8] Yao, N., Huang, Z.-G., Lai, Y.-C. & Zheng, Z.-G. Robustness of chimera states in complex dynamical systems. *Sci. Rep.* **3**, 3522 (2013).
- [9] Zhu, Y., Zheng, Z. & Yang, J. Chimera states on complex networks. *Phys. Rev. E* **89**, 022914 (2014).
- [10] Abrams, D. M. & Strogatz, S. H. Chimera states for coupled oscillators. *Phys. Rev. Lett.* **93**, 174102 (2004).
- [11] Omel'chenko, O. E. Coherence–incoherence patterns in a ring of non-locally coupled phase oscillators. *Nonlinearity* **26**, 2469 (2013).
- [12] Panaggio, M. J. & Abrams, D. M. Chimera states on a flat torus. *Phys. Rev. Lett.* **110**, 094102 (2013).
- [13] Omel'chenko, O. E., Wolfrum, M., Yanchuk, S., Maistrenko, Y. L. & Sudakov, O. Stationary patterns of coherence and incoherence in two-dimensional arrays of non-locally-coupled phase oscillators. *Phys. Rev. E* **85**, 036210 (2012).
- [14] Shima, S.-i. & Kuramoto, Y. Rotating spiral waves with phase-randomized core in nonlocally coupled oscillators. *Phys. Rev. E* **69**, 036213 (2004).
- [15] Martens, E. A., Laing, C. R. & Strogatz, S. H. Solvable model of spiral wave chimeras. *Phys. Rev. Lett.* **104**, 044101 (2010).
- [16] Laing, C. R. The dynamics of chimera states in heterogeneous Kuramoto networks. *Physica D* **238**, 1569–1588 (2009).
- [17] Gu, C., St-Yves, G. & Davidsen, J. Spiral wave chimeras in complex oscillatory and chaotic systems. *Phys. Rev. Lett.* **111**, 134101 (2013).
- [18] Panfilov, A. V. Spiral breakup as a model of ventricular fibrillation. *Chaos* **8**, 57–64 (1998).
- [19] Davidenko, J. M., Pertsov, A. V., Salomonsz, R., Baxter, W. & Jalife, J. Stationary and drifting spiral waves of excitation in isolated cardiac muscle. *Nature (London)* **355**, 349–351 (1992).
- [20] Abrams, D. M. & Strogatz, S. H. Chimera states in a ring of nonlocally coupled oscillators. *Int. J. of Bifurc. Chaos* **16**, 21–37 (2006).
- [21] Omel'chenko, O. E., Wolfrum, M. & Maistrenko, Y. L. Chimera states as chaotic spatiotemporal patterns. *Phys. Rev. E* **81**, 065201 (2010).
- [22] Watanabe, S. & Strogatz, S. H. Integrability of a globally coupled oscillator array. *Phys. Rev. Lett.* **70**, 2391–2394 (1993).
- [23] Watanabe, S. & Strogatz, S. H. Constants of motion for superconducting Josephson arrays. *Physica D* **74**, 197–253 (1994).
- [24] Panaggio, M. J. & Abrams, D. M. Chimera states: Coexistence of coherence and incoherence in networks of coupled oscillators. *Nonlinearity* **28**, R67–R87 (2015).
- [25] Fisher, R. Dispersion on a sphere. *P. R. Soc. London Ser. A* **217**, 295–305 (1953).
- [26] Dhooge, A., Govaerts, W. & Kuznetsov, Y. A. MATCONT: A MATLAB package for numerical bifurcation analysis of odes. *ACM Trans. Math. Softw.* **29**, 141–164 (2003).
- [27] Thomsen, K. Unpublished Work: “Generalized spiral points: further improvement” (2007). URL <https://groups.google.com/forum/#!topic/sci.math/CYMQX7H01Cw>.
- [28] Rakhmanov, E., Saff, E. & Zhou, Y. Minimal discrete energy on the sphere. *Math. Res. Lett* **1**, 647–662 (1994).
- [29] Wolfrum, M. & Omel'chenko, O. E. Chimera states are chaotic transients. *Phys. Rev. E* **84**, 015201 (2011).
- [30] Another type of closed two-dimensional surface that may be relevant to physical systems is a torus which was studied in Ref. [12].