

Critical behavior of the energy gap and its relation with the Berry phase close to the excited state quantum phase transition in the Lipkin model

Zi-Gang Yuan,¹ Ping Zhang,² and Shu-Shen Li³

¹*School of Science, Beijing University of Chemical Technology,
Beijing 100029, People's Republic of China*

²*Institute of Applied Physics and Computational Mathematics,
P.O. Box 8009, Beijing 100088, China*

³*State Key Laboratory for Superlattices and Microstructures,
Institute of Semiconductors, Chinese Academy of Sciences,
P.O. Box 912, Beijing 100083, China*

Abstract

In our previous work [Phys. Rev. A **85**, 044102 (2012)], we have studied the Berry phase of the ground state and excited states in the Lipkin model. In this paper, using Hellmann-Feynman theorem, we derive the relation between the energy gap and the Berry phase close to the excited state quantum phase transition (ESQPT) in the Lipkin model. We find that the energy gap is linearly dependent upon the Berry phase close to the ESQPT. As a result, the critical behavior of the energy gap is similar to that of the Berry phase. In addition, we also perform a semiclassical qualitative analysis about the critical behavior of the energy gap.

PACS numbers: 03.65.Vf, 75.10.Pq, 05.30.Pr

Quantum phase transition (QPT) can be defined by the the occurrence of nonanalyticity of the ground state energy as a function of the coupling parameters in the system's Hamiltonian [1]. It happens at zero temperature where thermal fluctuations are substituted by quantum fluctuations. Although absolute zero temperature can not be reached, the research of QPT is very important because it contributes to understanding many low-temperature phenomena. Hence, great attention has been paid to investigate the quantum critical behavior of many quantities, especially the concepts in quantum information field, such as quantum entanglement [2, 3], ground state overlap [4, 5], decoherence [6, 7], Berry phase [8–10], discord [11, 12], etc. These concepts or their corresponding expressions usually change dramatically at the quantum critical point, which reflects the abrupt change of the ground state energy. With such dramatic changes, these concepts may be seen as signs of the quantum critical point. Some of those dramatic changes have intrinsic relations and share the same origin [13, 14].

Excited state QPT (ESQPT) reflects a nonanalytic evolution of some excited states of a system as the control parameter in the Hamiltonian is varied. It is analogous to a standard QPT, but takes place in some excited states of the system, which defines the critical energy E_c at which the transition takes place [15]. It has been shown in Ref. [16] that the Berry Phase is nonanalytic at the critical point of the ESQPT in the thermodynamic limit. In this paper, we will give an analytic expression for the relation between the Berry phase and the energy gap close to the ESQPT. Then we will furthermore carry out a semiclassical analysis on the properties of the degenerate eigenstates using the coherent state approach. At last, we will numerically calculate the energy gap of the excited states in finite sizes and study their critical behavior.

The Hamiltonian of the Lipkin model is

$$\begin{aligned}
 H(N, \alpha) &= \alpha \left(\frac{N}{2} + \sum_{i=1}^N S_i^z \right) - \frac{4(1-\alpha)}{N} \sum_{i,j=1}^N S_i^x S_j^x \\
 &= \alpha \left(\frac{N}{2} + S^z \right) - \frac{4(1-\alpha)}{N} (S^x)^2,
 \end{aligned} \tag{1}$$

where $S = \sum_i^N S_i$ represents the total spin number of a chain of N 1/2 spins, S_i denotes the i th spin in the chain, and α is a control parameter.

The Hamiltonian (1) can be transformed into a two-level bosonic Hamiltonian by using

the following Schwinger representation in which the model is an interacting boson model [17],

$$S^+ = \sum_i S_i^+ = t^\dagger s = (S^-)^\dagger, \quad (2)$$

$$S^z = \sum_i S_i^z = \frac{1}{2} (\hat{n}_t - \hat{n}_s) = \hat{n}_t - \frac{N}{2}.$$

As a result, the Hamiltonian (1) becomes

$$H(N, \alpha) = -\frac{(1-\alpha)}{N} Q^2 + \alpha \hat{n}_t \quad (3)$$

in terms of two species of scalar bosons s and t . Here, the total number of bosons $N = \hat{n}_t + \hat{n}_s$ is a conserved quantity, and Q and \hat{n}_t are defined as

$$Q = t^\dagger s + s^\dagger t, \quad (4)$$

$$\hat{n}_t = t^\dagger t.$$

The Hamiltonian (3) has a second-order QPT at the critical point $\alpha_c = 4/5$ [18, 19]. For $\alpha > \alpha_c$ this model is a condensate of s bosons, corresponding to a ferromagnetic state in the spin representation. For $\alpha < \alpha_c$ the model is a condensate mixture of s and t bosons, which breaks the reflection symmetry [15]. We will use the coherent-state approach [18, 19] by assuming a coherent state of the form

$$|N, \beta\rangle = \exp \left[\sqrt{\frac{N}{1+\beta^2}} (s^\dagger + \beta t^\dagger) \right] |0\rangle \quad (5)$$

to perform a semiclassical qualitative research. The energy surface as a function of the variational parameter β is the expectation value of the Hamiltonian (3) in the coherent state Eq. (5). Minimization of the energy with respect to β at fixed value of the control parameter α gives the equilibrium value β_e that determines the phase of the system in the ground state,

$$E(N, \alpha, \beta) = \langle N, \beta | H(N, \alpha) | N, \beta \rangle = \frac{N\beta^2 (5\alpha - 4 + \beta^2\alpha)}{(1 + \beta^2)^2}. \quad (6)$$

The result is

$$\beta_e = 0 \text{ or } \beta_e^2 = \frac{5\alpha - 4}{3\alpha - 4}. \quad (7)$$

$\beta_e=0$ gives a symmetric phase, while $\beta_e\neq 0$ gives a reflection-symmetry broken phase. As a result, the ground state energy is given by

$$E_g(N, \alpha) = N \frac{(5\alpha - 4)^2}{16\alpha - 16} \text{ or } 0 \quad (8)$$

for the symmetry broken phase or the symmetric phase, respectively.

In our previous work [16], we have derived the expression for the Berry phase of the ground state in the thermodynamic limit and numerically calculated that of the excited states in finite sizes. Here we summarize those results as follows: (i) The Berry Phase of the model is proportional to the size N of the spin chain. We divide the Berry phase of the ground state by N (all of the Berry phases γ have been divided by N in the following discussion) and the result is

$$\gamma = \pi \frac{1 - \beta_e^2}{1 + \beta_e^2}, \quad (9)$$

where the value of β_e has been given in Eq. (7); (ii) In the basis

$$|Nl\rangle = \frac{(t^\dagger)^l (s^\dagger)^{N-l}}{\sqrt{l!(N-l)!}} |0\rangle, \quad (10)$$

we diagonalized the Hamiltonian and derived the Berry phase of the j th eigenstate $|\psi_j\rangle$ as

$$\begin{aligned} \gamma^{(j)} &= \frac{\pi}{N} \left(N - 2 \sum_l^N |C_j^l|^2 l \right) \\ &= -\frac{\pi \langle S^z \rangle_j}{N}, \end{aligned} \quad (11)$$

where $\sum_l^N |C_j^l|^2 l = \langle \hat{n}_t \rangle_j$ is just the expectation of the number of t bosons in the j th eigenstate, and $2 \langle \hat{n}_t \rangle - N$ is nothing but the expectation value of total spin S^z . Note that $\langle \hat{n}_t \rangle$ is a natural order parameter for both the QPT and ESQPT of this model; (iii) It was found that the value of $\log(d\gamma/d\alpha)$ at the point α_m diverges logarithmically with increasing lattice size N as

$$\log(d\gamma/d\alpha) \approx \kappa_1 \log(N) + \text{const} \quad (12)$$

with $\kappa_1 \approx 0.605$. On the other hand, the singular behavior of $\log(d\gamma/d\alpha)$ for large $N=1280$ (simulating infinite size of the spin chain) was analyzed in the vicinity of α_m . We found the following asymptotic behavior:

$$\log(d\gamma/d\alpha) \approx \kappa_2 \log(\alpha_m - \alpha) + \text{const}, \quad (13)$$

where $\kappa_2 \approx -0.606$. Thus the exponent that governs the divergence of the correlation length around an ESQPT $|\kappa_1/\kappa_2| \approx 1$.

In the present paper, we will firstly use the Hellmann-Feynman theorem to derive the relation between the derivative of the energy of the j th eigenstate with respect to α and the expectation $\langle \hat{n}_t \rangle_j$ of \hat{n}_t . Here $\langle \rangle_j$ represents the expectation in the j th eigenstate of the Hamiltonian. Specially, the Hellmann-Feynman theorem gives

$$\frac{dE_j}{d\alpha} = \left\langle \frac{dH}{d\alpha} \right\rangle_j, \quad (14)$$

where E_j is the energy of the j th eigenstate. By noticing that

$$\frac{dH}{d\alpha} = \hat{n}_t + \frac{(t^\dagger s + s^\dagger t)^2}{N}, \quad (15)$$

one could easily get

$$\langle \hat{n}_t \rangle_j = E_j + (1 - \alpha) \frac{dE_j}{d\alpha}. \quad (16)$$

Equations (14) and (16) is valid for nondegenerate eigenstates. For degenerate eigenstates, whereas, the force $\partial E_j / \partial \alpha$ should be extended to a force matrix [20].

$$F_{ij,\alpha}^n = - \langle \varphi_i^n | \frac{\partial H}{\partial \alpha} | \varphi_j^n \rangle \quad (17)$$

where φ_i^n and φ_j^n are respectively the i th and j th eigenstates of the n th eigenvalue. After the force matrix (17) is diagonalized, the eigenforces are then well defined and satisfy Eq. (14). In the present case, the degenerate eigenstates are doubly degenerate and composed totally of odd or even l -valued basis functions, which are expressed in Eq. (10) and will keep this property unchanged after the operator $\frac{dH}{d\alpha}$ acts on them. Hence, considering the orthogonality between the odd and even l -valued basis functions, one could find that the force matrix Eq. (17) is naturally diagonalized and Eqs. (14) and (16) are valid for all eigenstates of the Hamiltonian (3).

Then, by recalling that in our previous work [16], it has been shown that $\langle \hat{n}_t \rangle_j$ is related to the BP with a simple relation

$$\gamma^{(j)} = \frac{\pi}{N} \left(N - 2 \langle \hat{n}_t \rangle_j \right), \quad (18)$$

we readily obtain the following equality:

$$\gamma^{(j)} = \pi - \frac{2\pi}{N} \left[E_j + (1 - \alpha) \frac{dE_j}{d\alpha} \right]. \quad (19)$$

In particular, at the critical point of ESQPT where $E \approx 0$, we have

$$\gamma^{(j)} \approx \pi - \frac{2\pi}{N} (1 - \alpha) \frac{dE_j}{d\alpha}, \quad (20)$$

which means that the Berry phase is linearly dependent on the derivative of the energy with respect to the control parameter α . This conclusion is also valid for the extensively studied XY -spin model. At the same time, the Berry phase, and so does the derivative of the energy, has a limit at the critical point of the ESQPT in the thermodynamic limit [16]. Hence the derivative of the energy $dE_j/d\alpha$ as well as the expectation of \hat{n}_t is proportional to the energy gap $\Delta_j = E_{j+1} - E_j$ at the critical point of the ESQPT, where $E=0$ in the thermodynamic limit. That is, the energy gap is approximately linearly dependent on the Berry phase close to the ESQPT for large N . Therefore, we could expect that the derivative of the energy, the expectation of \hat{n}_t , and the energy gap have similar critical behavior with the Berry phase.

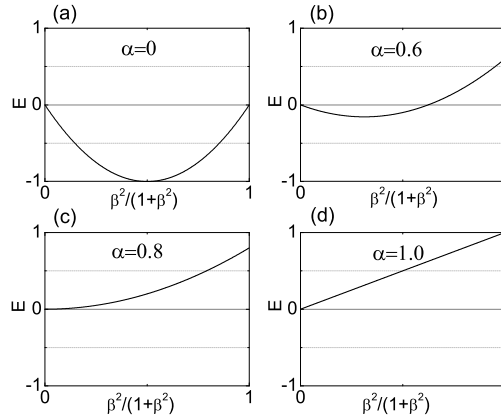


FIG. 1: The energy E of coherent state as a function of $\beta^2/(1 + \beta^2)$ for different values of α .

Prior to exact numerical calculation of the energy gap, we would like to perform a qualitative analysis on the properties of the degenerate eigenstates. The coherent state with the form given in Eq. (5) is an exact eigenstate in the thermodynamic limit. For fixed control parameter α , the value of β of the state with energy E can be calculated from Eq. (6), which for clarity is transformed to

$$E(N, \alpha, \beta) = N \frac{\beta^2}{1 + \beta^2} \left[\frac{\beta^2}{1 + \beta^2} (4 - 4\alpha) - (4 - 5\alpha) \right]. \quad (21)$$

We show the relation between the energy E and $\beta^2/(1 + \beta^2)$ for different values of α in Fig. 1. $\beta^2/(1 + \beta^2)$ is just the expectation of \hat{n}_t which is directly related to the energy gap. In

Fig. 1 we could see that the energy function is quadratic in the symmetry broken phase (the parameter region $0 \leq \alpha \leq 0.8$) but linear at $\alpha=1$, which can also be seen from Eq. (21). In the parameter region $0 \leq \alpha \leq 0.8$ and for $E \leq 0$, both of the two solutions to Eq. (21) locate in the region $0 \leq \beta^2/(1 + \beta^2) \leq 1$ which is shown in Figs. 1(a)-(c). We denote the two real solutions by $\beta_1^2/(1 + \beta_1^2)$ and $\beta_2^2/(1 + \beta_2^2)$, respectively, where β_1 and β_2 are both positive numbers and $\beta_1 < \beta_2$ with the corresponding states being $|N, \beta_1\rangle$ and $|N, \beta_2\rangle$. Namely, $|N, \beta_1\rangle$ and $|N, \beta_2\rangle$ are degenerate eigenstates in the symmetry broken phase.

In the thermodynamic limit, every superposition of the two degenerate eigenstates $|N, \beta_1\rangle$ and $|N, \beta_2\rangle$ is also the eigenstate of the Hamiltonian with the same eigenvalue. For finite size N , the coherent state given by Eq. (5) is not the exact eigenstate of the Hamiltonian. Instead, the exact eigenstate is a superposition state of a series of basis functions of the form (10). As an approximation, we could use the superposition of $|N, \beta_1\rangle$ and $|N, \beta_2\rangle$ to construct approximate degenerate eigenstates in the symmetry broken phase and choose their coefficients carefully. Considering global parity symmetry of the Hamiltonian and orthogonality of the eigenstates, the approximate degenerate eigenstates $|N, E, Odd\rangle$ and $|N, E, Even\rangle$, which are the superposition of $|N, \beta_1\rangle$ and $|N, \beta_2\rangle$, should satisfy

$$\langle N, E, Odd | N, E, Even \rangle = 0, \quad (22)$$

$$\langle N, E, Odd | (s^\dagger t)^k | N, E, Odd \rangle = 0, \quad (23)$$

$$\langle N, E, Even | (s^\dagger t)^k | N, E, Even \rangle = 0, \quad (24)$$

where k is any odd number. Noticing that

$$\langle N, \beta_x | N, \beta_y \rangle = \exp \left[\frac{N}{\sqrt{1 + \beta_x^2} \sqrt{1 + \beta_y^2}} (1 + \beta_x \beta_y) - N \right] \approx 0 \quad (25)$$

for large N , where β_x, β_y are different values of β , we can construct the approximate degenerate eigenstates in the symmetry broken phase as follows:

$$|N, E, Odd\rangle = \sqrt{\frac{\frac{\beta_2}{1 + \beta_2^2}}{\frac{\beta_1}{1 + \beta_1^2} + \frac{\beta_2}{1 + \beta_2^2}}} |N, \beta_1\rangle + \sqrt{\frac{\frac{\beta_1}{1 + \beta_1^2}}{\frac{\beta_1}{1 + \beta_1^2} + \frac{\beta_2}{1 + \beta_2^2}}} |N, (-\beta_2)\rangle, \quad (26)$$

$$|N, E, Even\rangle = \sqrt{\frac{\frac{\beta_2}{1 + \beta_2^2}}{\frac{\beta_1}{1 + \beta_1^2} + \frac{\beta_2}{1 + \beta_2^2}}} |N, (-\beta_1)\rangle - \sqrt{\frac{\frac{\beta_1}{1 + \beta_1^2}}{\frac{\beta_1}{1 + \beta_1^2} + \frac{\beta_2}{1 + \beta_2^2}}} |N, \beta_2\rangle. \quad (27)$$

Around the critical point of the ESQPT, $E \approx 0$ and thus $\beta_1 \approx 0$. For large N , $|N, E, Odd\rangle$ and $|N, E, Even\rangle$ of the above form satisfy Eq. (22) approximately, and satisfy Eq. (23)

and Eq. (24) almost exactly for $k=1$ and approximately for other ks . Hence, $|N, E, Odd\rangle$ and $|N, E, Even\rangle$ can be seen as approximate degenerate eigenstates of the Hamiltonian in the symmetry broken phase for finite but large N . The expectation of \hat{n}_t can be derived in a straightforward calculation. Finally, the expectation of \hat{n}_t in the approximate degenerate eigenstates in the symmetry broken phase is obtained as

$$\langle N, E, Odd | t^\dagger t | N, E, Odd \rangle = \langle N, E, Even | t^\dagger t | N, E, Even \rangle = \frac{N\beta_1\beta_2}{1 + \beta_1\beta_2} = \frac{N\sqrt{-E}}{\sqrt{N\alpha - E} + \sqrt{-E}}. \quad (28)$$

Substituting Eq. (8) into Eq. (28), then we get in the ground state

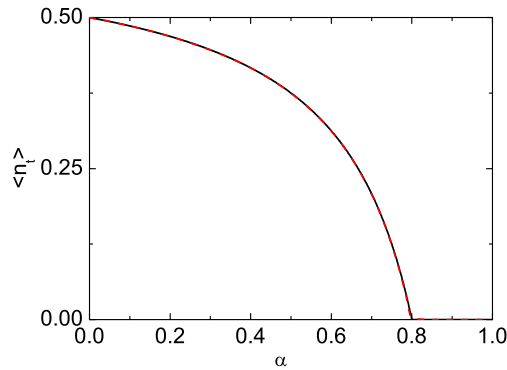


FIG. 2: (Color online). Expectation of \hat{n}_t in the ground state. The black and red dash lines are plots with the numerical result and with Eq. (28) for $N=400$, respectively.

$$\langle N, E, Odd | t^\dagger t | N, E, Odd \rangle = \langle N, E, Even | t^\dagger t | N, E, Even \rangle = \frac{4 - 5\alpha}{8 - 8\alpha} \text{ or } 0 \quad (29)$$

for symmetry broken phase or symmetric phase respectively. In Fig. (2) we plot the expectation of \hat{n}_t in the ground state. The black and red dash lines correspond to the numerical result and Eq. (29), respectively. One could see that the two lines almost coincide, which indicates that Eq. (28) is a good approximation of the expectation of \hat{n}_t in the ground degenerate eigenstates. We have also compared the expectation of \hat{n}_t that are directly from numerical result and that are calculated with Eq. (28), where E is from numerical result, and found that Eq. (28) is a good approximation of the expectation of \hat{n}_t only for the degenerate eigenstates with lower energies. Substituting Eq. (28) into Eq. (16), then we obtain

$$\frac{N\sqrt{-E_j}}{\sqrt{N\alpha - E_j} + \sqrt{-E_j}} = E_j + (1 - \alpha) \frac{dE_j}{d\alpha}, \quad (30)$$

which shows the relation between energy E_j and control parameter α in the approximate degenerate eigenstates.

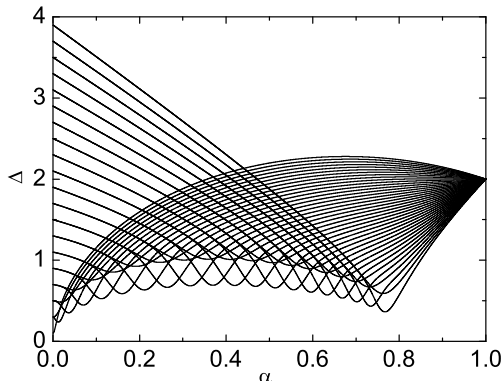


FIG. 3: The energy gap of all eigenstates as a function of α with $N=40$.

Equation (28) also indicates that in the symmetry broken phase and for $E \leq 0$, the expectation of \hat{n}_t (and so does the energy gap Δ) is about zero as $E \rightarrow 0$. This property is reflected in Fig. 3 where we plot the energy gaps of all eigenstates as a function of α . Note that Fig. 3 and the following figures are plots with the numerical results. Comparing Fig. 3 here and Fig. 1 in Ref. [16], one can see that in the symmetry broken phase, for fixed α the gap for the energy state closest to ESQPT ($E \approx 0$) is smallest. At the point $\alpha=0$, lower energy level is in correspondence with bigger energy gap. As α increases, for certain degenerate eigenstates, the energy E increases and thus the expectation of \hat{n}_t and the energy gap decrease before the ESQPT. Around the ESQPT, the gap line of the degenerate eigenstates split into two gap lines because of the splitting of the energy levels. At the point $\alpha=1$, the energy levels are in an arithmetic sequence [16]. Hence the gaps for all the eigenstates are the same.

Next we would study the scaling behavior of the energy gap around the ESQPT. In Fig. 4 and Fig. 5 we show respectively the energy gap and its derivative with respect to α of the eigenstate that has an ESQPT at about $\alpha=0.6$ as a function of α for different sizes. The method of choosing the eigenstate that has an ESQPT at fixed value of α is the same as that given in Ref. [16]. As mentioned previously in this paper, the critical behavior of the energy gap is similar to that of the Berry phase: (i) As N increases, the peak of the energy gap Δ becomes sharper and comes close to $\alpha=0.6$; (ii) The derivative of the energy gap is peaked around $\alpha=0.6$, and the amplitude of the peak is prominently enhanced by increasing

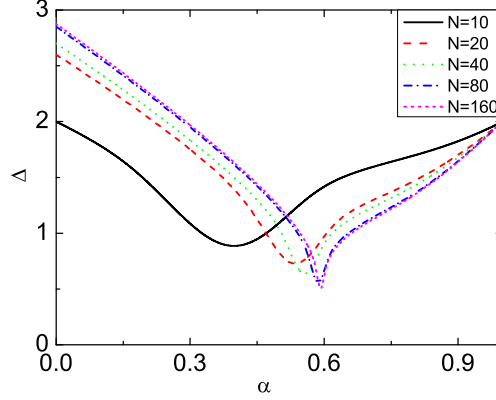


FIG. 4: (Color online). The energy gap of the eigenstate that has an ESQPT at about $\alpha=0.6$ as a function of α for different sizes N .

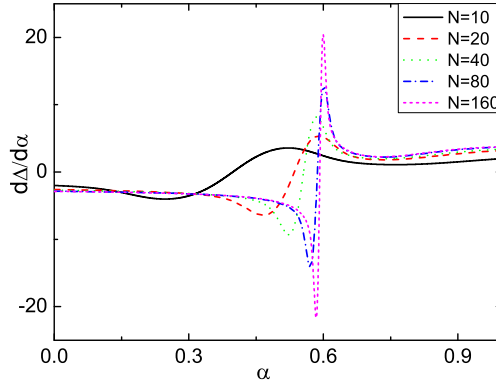


FIG. 5: (Color online). The derivative of the energy gap of the eigenstate that has an ESQPT at about $\alpha=0.6$ as a function of α for different sizes N .

the lattice size of the spin chain; (iii) The exact position α_m of the peak in $d\Delta/d\alpha$, which can be seen as pseudocritical points [9, 21], changes by varying the size N of the spin chain and approaches $\alpha=0.6$ as $N \rightarrow \infty$. In Fig. 6 and Fig. 7, we respectively show the maximum of the derivative of the Berry phase as a function of $\ln(N)$ and the singular behavior of $\ln(d\Delta/d\alpha)$ close to $\alpha=0.6$ for large $N=1280$ (simulating infinite size of the spin chain). We could see that both of the two relations are linear.

In summary, we have analyzed the behavior of the energy gap in the Lipkin model. Using the Hellmann-Feynman theorem, we have found the relation between the Berry phase and the derivative of the energy with respect to α . Moreover, the derivative of the energy is proportional to the energy gap at the ESQPT in the thermodynamic limit. Thus we have

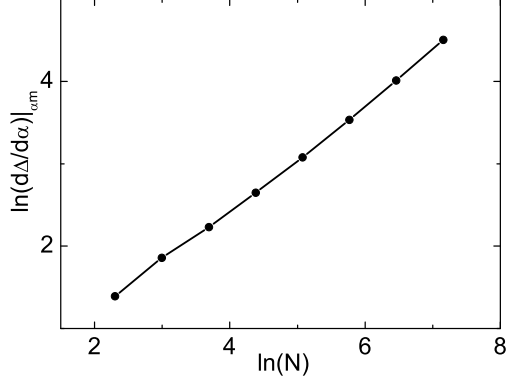


FIG. 6: The maximal values of the derivative of the Berry phase as a function of size N .

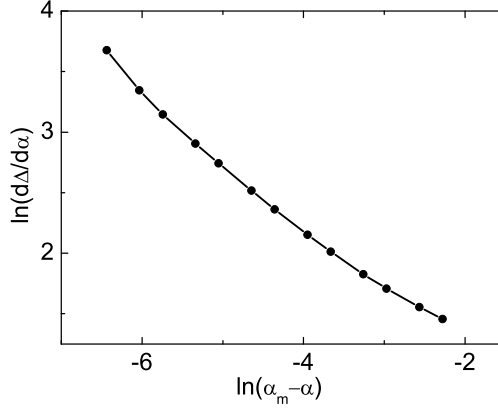


FIG. 7: The derivative of the Berry phase for large N diverge on approaching the critical value.

concluded that the Berry phase is linearly dependent on the energy gap at the ESQPT in the thermodynamic limit. So they have similar behavior. Using the coherent state approach, we have found the approximate relation [Eq. (28)] between the expectation of \hat{n}_t and the energy. This approximate relation agrees fairly well with the numerical results in the ground state. Finally, we studied the scaling behavior of the excited-state energy gap around the ESQPT, and found that they are similar to that of the Berry phase.

This work was supported by NSFC under Grants No. 11147143, No. 11204012, and No. 91321103.

[1] S. Sachdev, *Quantum Phase Transition* (Cambridge University Press, Cambridge, 1999).

- [2] A. Osterloh, L. Amico, G. Falci and R. Fazio, *Nature* **416**, 608 (2002).
- [3] G. Vidal, J. I. Latorre, E. Rico and A. Kitaev, *Phys. Rev. Lett.* **90**, 227902 (2003).
- [4] P. Zanardi, N. Paunković, *Phys. Rev. E* **74**, 031123 (2006).
- [5] W. L. You, Y. W. Li and S. J. Gu, *Phys. Rev. E* **76**, 022101 (2007).
- [6] H. T. Quan, Z. Song, X. F. Liu, P. Zanardi, and C. P. Sun, *Phys. Rev. Lett.* **96**, 140604 (2006).
- [7] Z. Sun, X. G. Wang and C. P. Sun, *Phys. Rev. A* **75**, 062312 (2007).
- [8] A. C. M. Carollo and J. K. Pachos, *Phys. Rev. Lett.* **95**, 157203 (2005).
- [9] S.-L. Zhu, *Phys. Rev. Lett.* **96**, 077206 (2006).
- [10] Z.-G. Yuan, P. Zhang, and S.-S. Li, *Phys. Rev. A* **75**, 012102 (2007).
- [11] R. Dillenschneider, *Phys. Rev. B* **78**, 224413 (2008).
- [12] Z. Sun, X.-M. Lu, and L. J. Song, *J. Phys. B: At. Mol. Opt. Phys.* **43**, 215504 (2010).
- [13] S. Chen, L. Wang, Y.-J. Hao and Y.-P. Wang, *Phys. Rev. A* **77**, 032111 (2008).
- [14] L. C. Venuti and P. Zanardi, *Phys. Rev. Lett.* **99**, 095701 (2007).
- [15] P. Pérez-Fernández, A. Relaño, J. M. Arias, J. Dukelsky, J. E. García-Ramos, *Phys. Rev. A* **80**, 032111 (2009); A. Relaño, J. M. Arias, J. Dukelsky, J. E. García-Ramos, P. Pérez-Fernández, *Phys. Rev. A* **78**, 060102 (2008).
- [16] Z. G. Yuan, P. Zhang, S. S. Li, J. Jing and L. B. Kong, *Phys. Rev. A* **85**, 044102, (2012).
- [17] P. Cejnar and J. Jolie, *Prog. Part. Nucl. Phys.* **62**, 210 (2009).
- [18] J. Vidal, J. M. Arias, J. Dukelsky, J. E. Garcia-Ramos, *Phys. Rev. C* **73**, 054305 (2006).
- [19] J. M. Arias, J. Dukelsky, J. E. Garcia-Ramos, and J. Vidal, *Phys. Rev. C* **75**, 014301 (2007).
- [20] F. M. Fernandez, *Phys. Rev. B* **69**, 037101 (2004); R. Balawender, A. Hola, and N.H. March, *Phys. Rev. B* **69**, 037102 (2004); S.R. Vatsya, *Phys. Rev. B* **69**, 037102 (2004); O.E. Alon and L.S. Cederbaum, *Phys. Rev. B* **68**, 033105 (2003); G. P. Zhang, *Phys. Rev. B* **69**, 167102 (2004).
- [21] M. N. Barbar, in *Phase Transition and Critical Phenomena*, edited by C. Domb and J. L. Lebowitz Academic, New York, 1983, Vol. 8, p. 145.