

Binary Fading Interference Channel with No CSIT

Alireza Vahid, Mohammad Ali Maddah-Ali, A. Salman Avestimehr, and Yan Zhu

Abstract

We study the capacity region of the two-user Binary Fading Interference Channel where the transmitters have no knowledge of the channel state information. We develop new inner-bounds and outer-bounds for this problem. We identify three regimes based on the channel parameters: weak, moderate, and strong interference regime. Interesting, this is similar to the generalized degrees of freedom of the two-user Gaussian interference channel where transmitters have perfect channel knowledge. We show that for the weak interference regime, treating interference as erasure is optimal while for the strong interference regime, decoding interference is optimal. For the moderate interference regime, we provide new inner and outer bounds. The inner-bound is based on a modification of the Han-Kobayashi scheme for the erasure channel, enhanced by time-sharing. We study the gap between our inner-bound and the outer-bounds for the moderate interference regime and compare our results to that of the Gaussian interference channel.

Deriving our new outer-bounds has three main steps. We first create a contracted channel that has fewer states compared to the original channel, in order to make the analysis tractable. We then prove the Correlation Lemma that shows an outer-bound on the capacity region of the contracted channel also serves as an outer-bound for the original channel. Finally, using Conditional Entropy Leakage Lemma, we derive our outer-bound on the capacity region of the contracted channel.

Index Terms

Interference channel, binary fading, capacity, channel state information, no CSIT, delayed direct-path CSIT, delayed local CSIT, packet collision.

I. INTRODUCTION

The two-user Interference Channel (IC) introduced in [2], is a canonical example to study the impact of interference in communication networks. There exists an extensive body of work on this problem under various assumptions (*e.g.*, [3]–[11]). In this work, we focus on a specific configuration of this network, named the two-user Binary Fading Interference Channel (BFIC) as depicted in Fig. 1, in which the channel gains at each time instant are in the binary field according to some Bernoulli distribution. The input-output relation of this channel at time instant t is given by

$$Y_i[t] = G_{ii}[t]X_i[t] \oplus G_{\bar{i}i}[t]X_{\bar{i}}[t], \quad i = 1, 2, \quad (1)$$

where $\bar{i} = 3 - i$, $G_{ii}[t], G_{\bar{i}i}[t] \in \{0, 1\}$, and all algebraic operations are in \mathbb{F}_2 .

The motivation for studying the Binary Fading Interference Channel is twofold. First, as demonstrated in [12], it provides a simple, yet useful physical layer abstraction for wireless packet networks in which whenever a collision occurs, the receiver can store its received analog signal and utilize it for decoding the packets in future (for example, by successive interference cancellation techniques). In this context, the binary fading model is motivated by a shadow fading environment, in which each link is either “on” or “off” (according to the shadow fading distribution), and the multiple access (MAC) is modeled such that if two signals are transmitted simultaneously, and the links between the corresponding transmitters and the receiver are not in deep fade, then a linear combination of the signals is available to the receiver. The study of the BFIC in [12] has led to several coding opportunities that can be utilized by the transmitters to exploit the available signal at the receivers for interference management.

A. Vahid is with the School of Electrical and Computer Engineering, Cornell University, Ithaca, NY, USA. Email: vahid.alireza@gmail.com.

Mohammad Ali Maddah-Ali is with Bell Labs, Alcatel-Lucent, Holmdel, NJ, USA. Email: mohammadali.maddah-ali@alcatel-lucent.com.

A. S. Avestimehr is with the School of Electrical and Computer Engineering, University of Southern California, Los Angeles, CA, USA. Email: avestimehr@ee.usc.edu.

Yan Zhu is with Aerohive Networks Inc., Sunnyvale, CA, USA. Email: zhuyan79@gmail.com.

Preliminary parts of this work will be presented in the 2014 International Symposium on Information Theory (ISIT) [1].

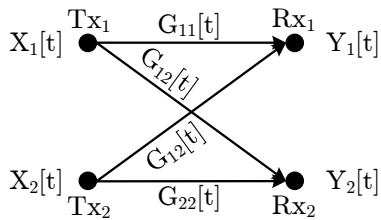


Fig. 1. Two-user Binary Fading Interference Channel (BFIC).

The second motivation for studying the BFIC is that it can be a first step towards understanding the capacity of the fading interference channels with no knowledge of the channel state information at the transmitters (CSIT). This model was used in [13], [14] to derive the capacity of the one-sided interference channel (also known as Z-Channel). Motivated by the deterministic approach [15], a layered erasure broadcast channel model was introduced in [16] to approximate the capacity of fading broadcast channels. One can view our Binary Fading model as the model introduced in [14], [16] with one layer.

In this work, we consider the two-user BFIC under the no channel state information at the transmitters (CSIT) assumption. In this model, the transmitters are only aware of the distributions of the channel gains but not the actual realizations. We develop new inner-bounds and outer-bounds for this problem and we identify three regimes based on the channel parameters: weak, moderate, and strong interference. For the weak and the strong interference regimes, we show that the entire capacity region is achieved by applying point-to-point erasure codes with appropriate rates at each transmitter, and using either treat-interference-as-erasure or interference-decoding at each receiver. For the moderate interference regime, we provide new inner and outer bounds. The inner-bound is based on a modification of the Han-Kobayashi scheme for the erasure channel, enhanced by time-sharing. In the moderate interference regime, the inner-bounds and the outer-bounds do not match. We provide some further insights and compare this problem to the two-user static (non-fading) Gaussian interference channel where transmitters have perfect channel knowledge.

To derive the outer-bound, we incorporate two key lemmas. The first lemma, the Conditional Entropy Leakage Lemma, establishes how much information is leaked from each transmitter to the unintended receiver. The second lemma, the Correlation Lemma, shows that if the channel gains are correlated under a given set of conditions, the capacity region cannot be smaller than the case of independent channel gains. Using the Correlation Lemma, we create a contracted channel that has fewer states as opposed to the original channel and hence, the problem becomes tractable. Then, using the Conditional Entropy Leakage Lemma, we derive an outer-bound on the capacity region of the contracted channel which in turn, serves as an outer-bound for the original channel.

The rest of the paper is organized as follows. In Section II, we formulate our problem. In Section III, we present our main results. Section IV is dedicated to deriving the outer-bound. We describe our achievability strategy in Section V. Section VI concludes the paper and describes future directions.

II. PROBLEM SETTING

We consider the two-user Binary Fading Interference Channel (BFIC) as illustrated in Fig. 1. The channel gain from transmitter Tx_i to receiver Rx_j at time instant t , is denoted by $G_{ij}[t]$, $i, j \in \{1, 2\}$. We assume that the channel gains are either 0 or 1 (*i.e.* $G_{ij}[t] \in \{0, 1\}$), and they are distributed as independent Bernoulli random variables (independent from each other and *over time*). Furthermore, we consider the symmetric setting where

$$G_{ii}[t] \stackrel{d}{\sim} \mathcal{B}(p_d) \quad \text{and} \quad G_{\bar{i}\bar{i}}[t] \stackrel{d}{\sim} \mathcal{B}(p_c), \quad (2)$$

for $0 \leq p_d, p_c \leq 1$, $\bar{i} = 3 - i$, and $i = 1, 2$. We define $q_d \triangleq 1 - p_d$ and $q_c \triangleq 1 - p_c$.

At each time instant t , the transmit signal at Tx_i is denoted by $X_i[t] \in \{0, 1\}$, $i = 1, 2$, and the received signal at Rx_i is given by

$$Y_i[t] = G_{ii}[t]X_i[t] \oplus G_{\bar{i}\bar{i}}[t]X_{\bar{i}}[t], \quad i = 1, 2, \quad (3)$$

TABLE I

ALL POSSIBLE CHANNEL REALIZATIONS; SOLID ARROW FROM TRANSMITTER Tx_i TO RECEIVER Rx_j INDICATES THAT $G_{ij}[t] = 1$.

ID	ch. realization	ID	ch. realization	ID	ch. realization	ID	ch. realization
1		2		3		4	
5		6		7		8	
9		10		11		12	
13		14		15		16	

where all algebraic operations are in \mathbb{F}_2 . Due to the nature of the channel gains, a total of 16 channel realizations may occur at any given time instant as given in Table I.

The channel state information (CSI) at time instant t is denoted by the quadruple

$$G[t] = (G_{11}[t], G_{12}[t], G_{21}[t], G_{22}[t]). \quad (4)$$

We use the following notations in this paper. We use capital letters to denote random variables (RVs), e.g. $G_{ij}[t]$ is a random variable at time instant t , and small letters denote the realizations, e.g. $g_{ij}[t]$ is a realization of $G_{ij}[t]$. For a natural number k , we set

$$G^k = [G[1], G[2], \dots, G[k]]^\top. \quad (5)$$

Finally, we set

$$G_{ii}^t X_i^t \oplus G_{\bar{i}\bar{i}}^t X_{\bar{i}}^t = [G_{ii}[1]X_i[1] \oplus G_{\bar{i}\bar{i}}[1]X_{\bar{i}}[1], \dots, G_{ii}[t]X_i[t] \oplus G_{\bar{i}\bar{i}}[t]X_{\bar{i}}[t]]^\top. \quad (6)$$

In this paper, we consider the no CSIT model for the available channel state information at the transmitters. In this model, we assume that transmitters only know the distribution from which the channel gains are drawn, but not the actual realizations of them. Furthermore, we assume that receiver i has instantaneous knowledge of $G_{ii}[t]$ and $G_{\bar{i}\bar{i}}[t]$ (i.e. the incoming links to receiver i), $i = 1, 2$.

Consider the scenario in which Tx_i wishes to reliably communicate message $\mathbf{W}_i \in \{1, 2, \dots, 2^{nR_i}\}$ to Rx_i during n uses of the channel, $i = 1, 2$. We assume that the messages and the channel gains are *mutually* independent and the messages are chosen uniformly. For each transmitter Tx_i , $i = 1, 2$, under no CSIT assumption, let message \mathbf{W}_i be encoded as X_i^n using the following equation

$$X_i[t] = f_{i,t}(\mathbf{W}_i), \quad t = 1, 2, \dots, n, \quad (7)$$

where $f_{i,\cdot}(\cdot)$ is the encoding function at transmitter Tx_i .

Receiver Rx_i is only interested in decoding \mathbf{W}_i , and it will decode the message using the decoding function $\hat{\mathbf{W}}_i = \varphi_i(Y_i^n, G_{ii}^n, G_{\bar{i}\bar{i}}^n)$. An error occurs when $\hat{\mathbf{W}}_i \neq \mathbf{W}_i$. The average probability of decoding error is given by

$$\lambda_{i,n} = \mathbb{E}[P[\hat{\mathbf{W}}_i \neq \mathbf{W}_i]], \quad i = 1, 2, \quad (8)$$

and the expectation is taken with respect to the random choice of the transmitted messages \mathbf{W}_1 and \mathbf{W}_2 . A rate tuple (R_1, R_2) is said to be achievable, if there exist encoding and decoding functions at the transmitters and the receivers respectively, such that the decoding error probabilities $\lambda_{1,n}, \lambda_{2,n}$ go to zero as n goes to infinity. The capacity region $\mathcal{C}(p_d, p_c)$ is the closure of all achievable rate tuples. In the next section, we present the main results of the paper.

III. MAIN RESULTS

In this section, we present our main contributions. We first need to define the notion of symmetric sum-rate.

Definition 1. For the two-user BFIC with no CSIT, the symmetric sum-rate is defined as

$$R_{\text{sym}}(p_d, p_c) = R_1 + R_2 \quad \text{such that} \quad R_1 = R_2, \quad (R_1, R_2) \in \mathcal{C}(p_d, p_c). \quad (9)$$

The following theorems state our main contributions.

Theorem 1. For the two-user BFIC with no CSIT the following symmetric sum-rate, $R_{\text{sym}}(p_d, p_c)$, is achievable:

- For $0 \leq p_c \leq \frac{p_d}{1+p_d}$:

$$2p_d p_c;$$

- For $\frac{p_d}{1+p_d} \leq p_c \leq p_d$:

$$p_d + p_c - p_d p_c + \frac{p_d - p_c}{2} C_{\delta}^*;$$

where

$$C_{\delta}^* := \frac{p_d p_c - (p_d - p_c)}{p_d p_c - \frac{p_d - p_c}{2}}. \quad (10)$$

- For $p_d \leq p_c \leq 1$:

$$p_d + p_c - p_d p_c.$$

The following theorem establishes the outer-bound.

Theorem 2. The capacity region of the two-user BFIC with no CSIT, $\mathcal{C}(p_d, p_c)$, is contained in $\bar{\mathcal{C}}(p_d, p_c)$ given by:

- For $0 \leq p_c \leq \frac{p_d}{1+p_d}$:

$$\bar{\mathcal{C}}(p_d, p_c) = \left\{ (R_1, R_2) \left| \begin{array}{l} 0 \leq R_i \leq p_d \quad i = 1, 2 \\ R_i + \beta R_{\bar{i}} \leq \beta p_d + p_c - p_d p_c \end{array} \right. \right\} \quad (11)$$

where

$$\beta = \frac{p_d - p_c}{p_d p_c}. \quad (12)$$

- For $\frac{p_d}{1+p_d} \leq p_c \leq p_d$:

$$\bar{\mathcal{C}}(p_d, p_c) = \left\{ (R_1, R_2) \left| \begin{array}{l} 0 \leq R_i \leq p_d \quad i = 1, 2 \\ R_i + R_{\bar{i}} \leq 2p_c \\ R_i + \frac{p_d}{p_c} R_{\bar{i}} \leq \frac{p_d}{p_c} (p_d + p_c - p_d p_c) \end{array} \right. \right\} \quad (13)$$

- For $p_d \leq p_c \leq 1$:

$$\bar{\mathcal{C}}(p_d, p_c) = \left\{ (R_1, R_2) \left| \begin{array}{l} 0 \leq R_i \leq p_d \quad i = 1, 2 \\ R_i + R_{\bar{i}} \leq p_d + p_c - p_d p_c \end{array} \right. \right\} \quad (14)$$

As we show later, the inner-bounds and the outer-bounds for the two-user BFIC with no CSIT match when $0 \leq p_c \leq \frac{p_d}{1+p_d}$ or $p_d \leq p_c \leq 1$ which correspond to the weak and the strong interference regimes. However, for the moderate interference regime, i.e. $\frac{p_d}{1+p_d} \leq p_c \leq p_d$, the bounds do not meet, thus the capacity region remains open.

For the weak and the strong interference regimes, the capacity region is obtained by applying point-to-point erasure codes with appropriate rates at each transmitter, and using either treat-interference-as-erasure or interference-decoding at each receiver, based on the channel parameters. More precisely, for $0 \leq p_c < p_d / (1 + p_d)$, the capacity region is obtained by treating interference as erasure, while for $p_d \leq p_c \leq 1$, the capacity region is obtained by interference-decoding (i.e. the intersection of the capacity regions of the two multiple access channels at receivers).

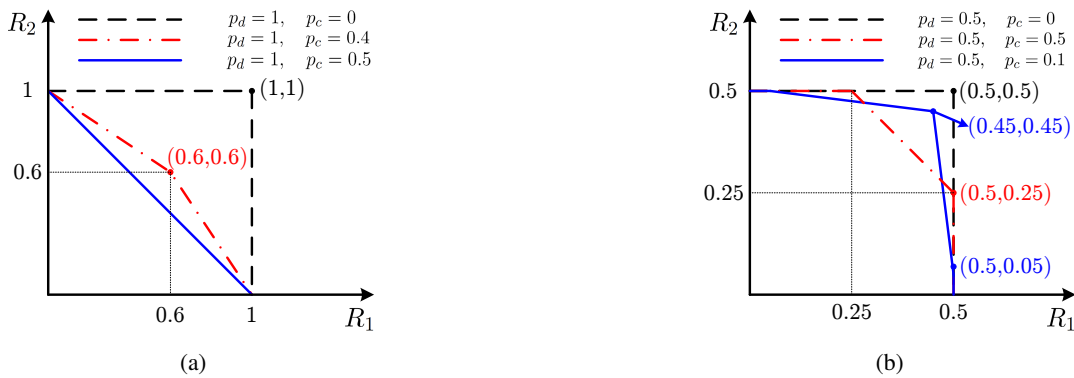


Fig. 2. (a) Capacity region for $p_d = 1$ and $p_c = 0, 0.4, 0.5$; and (b) capacity region for $p_d = 0.5$ and $p_c = 0, 0.1, 0.5$.

For the moderate interference regime, the inner-bound is based on a modification of the Han-Kobayashi scheme for the erasure channel, enhanced by time-sharing. The detailed proof of achievability can be found in Section V.

Fig. 2 illustrates the capacity region for several values of p_d and p_c . In Fig. 2(a) the capacity region is depicted for $p_d = 1$ and $p_c = 0, 0.4, 0.5$. From Fig. 2(b), we conclude that unlike the case in Fig. 2(a), decreasing p_c does not necessarily enlarge the capacity region. In fact, for $p_d = 0.5$, we have

$$\begin{aligned} \mathcal{C}(0.5, 0.5) &\not\subseteq \mathcal{C}(0.5, 0.1), \\ \mathcal{C}(0.5, 0.1) &\not\subseteq \mathcal{C}(0.5, 0.5). \end{aligned} \quad (15)$$

Using the results of [17], we have plotted the capacity region of the two-user Binary Fading IC for $p_d = p_c = 0.5$ under three different scenarios in Fig. 3. Under the delayed CSIT, we assume that transmitters become aware of all channel realizations with unit delay and receivers have access to instantaneous CSI, *i.e.*

$$X_i[t] = f_{i,t}(W_i, G^{t-1}), \quad t = 1, 2, \dots, n, \quad (16)$$

and

$$\widehat{W}_i = \varphi_i(Y_i^n, G^n); \quad (17)$$

and under instantaneous CSIT model, we assume that at time instant t , transmitters and receivers have access to G^t . As we can see in Fig. 3, when transmitters have access to the delayed knowledge of *all* links in the network, the capacity region is strictly larger than the capacity region under the no CSIT assumption.

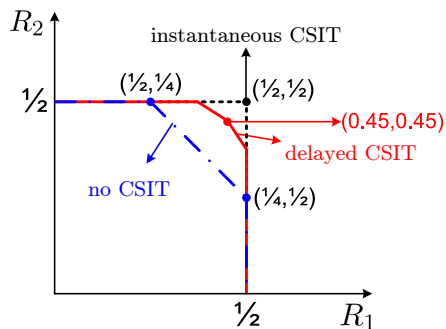


Fig. 3. Capacity region of the two-user Binary Fading IC for $p_d = p_c = 0.5$, with no CSIT, delayed CSIT, and instantaneous CSIT.

To prove Theorem 2, we incorporate two key lemmas as discussed in Section IV-A. The first step in obtaining the outer-bound is to create a “contracted” channel that has fewer states compared to the original channel. Using the Correlation Lemma, we show that an outer-bound on the capacity region of the contracted channel also serves as an outer-bound for the original channel. Finally, using the Conditional Entropy Leakage Lemma, we derive this outer-bound.

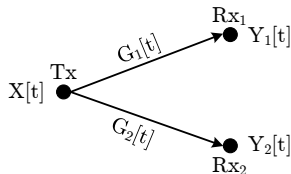


Fig. 4. A broadcast channel with binary fading links.

The intuition for the Correlation Lemma was first provided by Sato [4]: the capacity region of all interference channels that have the same marginal distributions is the same. We take this intuition and impose a certain spatial correlation among channel gains such that the marginal distributions remain unchanged. For the moderate interference regime, we also incorporate the outer-bounds on the capacity region of the one-sided BFIC with no CSIT [14].

Rest of the paper is dedicated to the proof of our main contributions. We provide the converse proof in Section IV, and we present our achievability strategy in Section V.

IV. CONVERSE

In this section, we provide the converse proof of Theorem 2 for the no CSIT assumption. We incorporate two lemmas in order to derive the outer-bound that we describe in the following subsection.

A. Key Lemmas

1) *Entropy Leakage Lemma*: Consider a broadcast channel as depicted in Fig. 4 where a transmitter is connected to two receivers through binary fading channels. Suppose $G_i[t]$ is distributed as i.i.d. Bernoulli random variable (i.e. $G_i[t] \stackrel{d}{\sim} \mathcal{B}(p_i)$) where $0 \leq p_2 \leq p_1 \leq 1$, $i = 1, 2$. In this channel the received signals are given as

$$Y_i[t] = G_i[t]X[t], \quad i = 1, 2, \quad (18)$$

where $X[t] \in \{0, 1\}$ is the transmit signal at time instant t . Furthermore, suppose $G_3[t] \stackrel{d}{\sim} \mathcal{B}(p_3)$, and we have

$$\Pr [G_i[t] = 1, G_j[t] = 1] = 0, \quad i \neq j, \quad i, j \in \{1, 2, 3\}. \quad (19)$$

We further define

$$G_T[t] \triangleq (G_1[t], G_2[t], G_3[t]). \quad (20)$$

Then, for the channel described above, we have the following lemma.

Lemma 1. [Conditional Entropy Leakage Lemma] For the channel described above with no CSIT, and for any input distribution, we have

$$H(Y_2^n | G_3^n X^n, G_T^n) \geq \frac{p_2}{p_1} H(Y_1^n | G_3^n X^n, G_T^n). \quad (21)$$

Proof: Let $G_H[t]$ be distributed as $\mathcal{B}(p_2/p_1)$, and be independent of all other parameters in the network. Let

$$Y_H[t] = G_H[t]Y_1[t], \quad t = 1, \dots, n. \quad (22)$$

It is straightforward to see that Y_H^t is statistically the same as Y_2^t under the no CSIT assumption. For time instant

t , where $1 \leq t \leq n$, we have

$$\begin{aligned}
& H(Y_2[t]|Y_2^{t-1}, G_3^n X^n, G_T^n) \\
& \stackrel{(a)}{=} H(Y_2[t]|Y_2^{t-1}, G_3^n X^n, G_T^n, G_H^{t-1}) \\
& \stackrel{(b)}{=} (1 - p_3) H(Y_2[t]|Y_2^{t-1}, G_3^n X^n, G_T^n, G_H^{t-1}, G_3[t] = 0) \\
& \stackrel{(c)}{=} p_2 H(X[t]|Y_2^{t-1}, G_3^n X^n, G_T^n, G_H^{t-1}, G_2[t] = 1, G_3[t] = 0) \\
& \stackrel{(d)}{=} p_2 H(X[t]|Y_2^{t-1}, G_3^n X^n, G_T^n, G_H^{t-1}, G_3[t] = 0) \\
& \stackrel{(e)}{=} p_2 H(X[t]|Y_H^{t-1}, G_3^n X^n, G_T^n, G_H^{t-1}, G_3[t] = 0) \\
& \stackrel{(f)}{\geq} p_2 H(X[t]|Y_1^{t-1}, Y_H^{t-1}, G_3^n X^n, G_T^n, G_H^{t-1}, G_3[t] = 0) \\
& \stackrel{(g)}{=} p_2 H(X[t]|Y_1^{t-1}, G_3^n X^n, G_T^n, G_H^{t-1}, G_3[t] = 0) \\
& \stackrel{(h)}{=} (1 - p_3) \frac{p_2}{p_1} H(Y_1[t]|Y_1^{t-1}, G_3^n X^n, G_T^n, G_H^{t-1}, G_3[t] = 0) \\
& \stackrel{(i)}{=} \frac{p_2}{p_1} H(Y_1[t]|Y_1^{t-1}, G_3^n X^n, G_T^n, G_H^{t-1}) \\
& \stackrel{(j)}{=} \frac{p_2}{p_1} H(Y_1[t]|Y_1^{t-1}, G_3^n X^n, G_T^n), \tag{23}
\end{aligned}$$

where (a) holds since G_H^{t-1} is independent of all other parameters in the network; (b) is true due to (19); (c) follows from

$$\Pr[G_2[t] = 1|G_3[t] = 0] = \frac{p_2}{1 - p_3}; \tag{24}$$

(d) holds since the transmit signal is independent of the channel realizations; (e) follows from the fact that Y_H^{t-1} is statistically the same as Y_2^{t-1} ; (f) holds since conditioning reduces entropy; (g) is true since

$$H(Y_H^{t-1}|Y_1^{t-1}, G_3^n X^n, G_T^n, G_H^{t-1}) = 0; \tag{25}$$

(h) follows from the fact that

$$\Pr[G_1[t] = 1|G_3[t] = 0] = \frac{p_1}{1 - p_3}; \tag{26}$$

(i) is true since $\Pr[G_3[t] = 0] = 1 - p_3$; and (j) holds since G_H^{t-1} is independent of all other parameters in the network. Thus, summing all terms for $t = 1, \dots, n$, we get

$$\sum_{t=1}^n H(Y_2[t]|Y_2^{t-1}, G_3^n X^n, G_T^n) \geq \frac{p_2}{p_1} \sum_{t=1}^n H(Y_1[t]|Y_1^{t-1}, G_3^n X^n, G_T^n), \tag{27}$$

which implies

$$H(Y_2^n|G_3^n X^n, G_T^n) \geq \frac{p_2}{p_1} H(Y_1^n|G_3^n X^n, G_T^n), \tag{28}$$

hence, completing the proof. ■

Remark 1. In [17], we derived the Entropy Leakage Lemma for the case where the transmitter has the CSI with delay. We observe that, with delayed CSIT, the constant on the RHS of (21) would be smaller, meaning that the transmitter can further favor the stronger receiver.

2) *Correlation Lemma*: Consider again a binary fading interference channel similar to the channel described in Section II, but where channel gains have certain correlation. We denote the channel gain from transmitter Tx_i to receiver Rx_j at time instant t by $\tilde{G}_{ij}[t]$, $i, j \in \{1, 2\}$. We distinguish the RVs in this channel, using (\cdot) notation (e.g., $\tilde{X}_1[t]$). The input-output relation of this channel at time instant t is given by

$$\tilde{Y}_i[t] = \tilde{G}_{ii}[t]\tilde{X}_i[t] \oplus \tilde{G}_{\bar{i}i}[t]\tilde{X}_{\bar{i}}[t], \quad i = 1, 2. \quad (29)$$

We assume that the channel gains are distributed independent over time. However, they can be arbitrary correlated with each other subject to the following constraints.

$$\begin{aligned} \Pr(\tilde{G}_{ii}[t] = 1) &= p_d, \quad \Pr(\tilde{G}_{\bar{i}i}[t] = 1) = p_c, \\ \Pr(\tilde{G}_{ii}[t] = 1, \tilde{G}_{\bar{i}i}[t] = 1) \\ &= \Pr(\tilde{G}_{ii}[t] = 1) \Pr(\tilde{G}_{\bar{i}i}[t] = 1), \quad i = 1, 2. \end{aligned} \quad (30)$$

In other words, the channel gains corresponding to incoming links at each receiver are still independent. Similar to the original channel, we assume that the transmitters in this BFIC have no knowledge of the CSI. We have the following result.

Lemma 2. [*Correlation Lemma*] For any BFIC that satisfies the constraints in (30), we have

$$\mathcal{C}(p_d, p_c) \subseteq \tilde{\mathcal{C}}(p_d, p_c). \quad (31)$$

Proof: Suppose in the original BFIC messages W_1 and W_2 are encoded as X_1^n and X_2^n respectively, and each receiver can decode its corresponding message with arbitrary small decoding error probability as $n \rightarrow \infty$. Now, we show that if we use the same transmission scheme in the BFIC that satisfies the constraints in (30), i.e.

$$\tilde{X}_i[t] = X_i[t], \quad t = 1, 2, \dots, n, \quad i = 1, 2, \quad (32)$$

then the receivers in this BFIC can still decode W_1 and W_2 .

In the original two-user binary fading IC as described in Section II, Rx_i uses the decoding function $\hat{W}_i = \varphi_i(Y_i^n, G_{ii}^n, G_{\bar{i}i}^n)$. Therefore, the error event $\hat{W}_i \neq W_i$, only depends on the choice of W_i and marginal distribution of the channel gains G_{ii}^n and $G_{\bar{i}i}^n$.

Define

$$\begin{aligned} \mathcal{E}_{W_1} &= \left\{ (W_2, G_{12}^n, G_{22}^n) \text{ s.t. } \hat{W}_1 \neq W_1 \right\}, \\ \tilde{\mathcal{E}}_{W_1} &= \left\{ (W_2, \tilde{G}_{12}^n, \tilde{G}_{22}^n) \text{ s.t. } \hat{W}_1 \neq W_1 \right\}, \end{aligned} \quad (33)$$

then, the probability of error is given by

$$\begin{aligned} p_{\text{error}} &= \sum_{w_1} \Pr(W_1 = w_1) \Pr(\mathcal{E}_{w_1}) \\ &= \frac{1}{2^{nR_1}} \sum_{w_1} \sum_{(w_2, g_{12}^n, g_{22}^n) \in \mathcal{E}_{w_1}} \Pr(w_2, g_{12}^n, g_{22}^n) \\ &\stackrel{(a)}{=} \frac{1}{2^{nR_1}} \sum_{w_1} \sum_{(w_2, \tilde{g}_{12}^n, \tilde{g}_{22}^n) \in \tilde{\mathcal{E}}_{w_1}} \Pr(w_2, \tilde{g}_{12}^n, \tilde{g}_{22}^n) = \tilde{p}_{\text{error}}, \end{aligned} \quad (34)$$

where p_{error} and \tilde{p}_{error} are the decoding error probability at Rx_1 in the original and the BFIC satisfying the constraints in (30) respectively; and (a) holds since according to (30), the joint distribution of G_{12}^n and G_{22}^n is the same as \tilde{G}_{12}^n and \tilde{G}_{22}^n and the fact that, as mentioned above, the error probability at receiver one only depends on the marginal distribution of these links. Similar argument holds for Rx_2 . ■

B. Deriving the Outer-bounds

The key to derive the outer-bound is the proper application of the two lemmas introduced in Section IV-A. More precisely, we need to find a channel that satisfies the constraints in (30) such that the outer-bound on its capacity region, coincides with the achievable region of the original problem. We provide the proof for three separate regimes.

• **Regime I:** $0 \leq p_c \leq p_d / (1 + p_d)$: The derivation of the individual bounds, e.g., $R_1 \leq p_d$, is straightforward and omitted here. We focus on

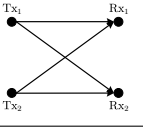
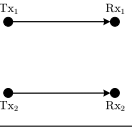
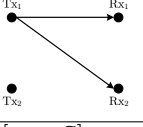
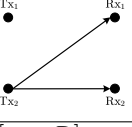
$$R_1 + \beta R_2 \leq \beta p_d + p_c - p_d p_c, \quad (35)$$

where

$$\beta = \max \left\{ \frac{p_d - p_c}{p_d p_c}, 1 \right\}. \quad (36)$$

Due to symmetry, the derivation of the other bound is similar.

TABLE II
THE CONTRACTED CHANNEL FOR **Regime I** AND **Regime II**.

ID	channel realization	ID	channel realization
A		B	
	$\Pr[\text{state A}] = p_d p_c$		$\Pr[\text{state B}] = p_d - p_c$
C		D	
	$\Pr[\text{state C}] = q_d p_c$		$\Pr[\text{state D}] = q_d p_c$

The first step is to define the appropriate channel that satisfies the constraints in (30). The idea is to construct a channel such that $\tilde{G}_{ii}[t] = 1$ whenever $\tilde{G}_{ii}[t] = 1$, $i = 1, 2$. We construct such channel with only five states rather than 16 states and thus, we refer to it as “contracted” channel. The five states are denoted by states A, B, C, D , and E with corresponding probabilities $p_d p_c, (p_d - p_c), q_d p_c, q_d p_c$, and $q_d q_c$. These states are depicted in Table II with the exception of state E which corresponds to the case where all channel gains are 0. Here, we have

$$\begin{aligned} \Pr(\tilde{G}_{11}[t] = 1) &= \sum_{j \in \{A, B, C\}} \Pr(\text{State } j) = p_d, \\ \Pr(\tilde{G}_{12}[t] = 1) &= \sum_{j \in \{A, C\}} \Pr(\text{State } j) = p_c, \\ \Pr(\tilde{G}_{11}[t] = 1, \tilde{G}_{21}[t] = 1) &= \Pr(\text{State A}) = p_d p_c, \end{aligned} \quad (37)$$

thus, this channel satisfies the conditions in (30). From Lemma 2, we have $\mathcal{C}(p_d, p_c) \subseteq \tilde{\mathcal{C}}(p_d, p_c)$, thus, any outer-bound on the capacity region of the contracted channel, provides an outer-bound on the capacity region of the original channel.

We define

$$\tilde{X}_{1A}[t] \triangleq \tilde{X}_1[t] \mathbf{1}_{\{\text{state A occurs at time } t\}}, \quad (38)$$

where $\mathbf{1}_{\{\text{state A occurs at time } t\}}$ is equal to 1 when at time t state A occurs. Similarly, we define $\tilde{X}_{1B}[t], \tilde{X}_{1C}[t], \tilde{X}_{1D}[t], \tilde{X}_{1E}[t], \tilde{X}_{2A}[t], \tilde{X}_{2B}[t], \tilde{X}_{2C}[t], \tilde{X}_{2D}[t]$ and $\tilde{X}_{2E}[t]$. Therefore, we have

$$\tilde{X}_1[t] = \tilde{X}_{1A}[t] \oplus \tilde{X}_{1B}[t] \oplus \tilde{X}_{1C}[t] \oplus \tilde{X}_{1D}[t] \oplus \tilde{X}_{1E}[t]. \quad (39)$$

Suppose in the contracted channel, there exist encoders and decoders at transmitters and receivers respectively, such that each receiver can decode its corresponding message with arbitrary small decoding error probability as $\epsilon_n \rightarrow 0$. The derivation of the outer-bound is given in (41) for $\epsilon_n \rightarrow 0$ as $n \rightarrow \infty$; and

$$0 \leq p_c \leq p_d / (1 + p_d) \Rightarrow \beta = \frac{p_d - p_c}{p_d p_c} > 1. \quad (40)$$

We have

$$\begin{aligned}
& n \left(\tilde{R}_1 + \beta \tilde{R}_2 - \epsilon_n \right) \stackrel{(a)}{\leq} I \left(\tilde{X}_1^n; \tilde{Y}_1^n | \tilde{G}^n \right) + \beta I \left(\tilde{X}_2^n; \tilde{Y}_2^n | \tilde{G}^n \right) \\
& \stackrel{(b)}{=} H \left(\tilde{X}_{2D}^n | \tilde{G}^n \right) + H \left(\tilde{X}_{1B}^n, \tilde{X}_{1C}^n | \tilde{X}_{2D}^n, \tilde{G}^n \right) + H \left(\tilde{X}_{1A}^n \oplus \tilde{X}_{2A}^n | \tilde{X}_{1B}^n, \tilde{X}_{1C}^n, \tilde{X}_{2D}^n, \tilde{G}^n \right) \\
& - H \left(\tilde{X}_{2D}^n | \tilde{X}_1^n, \tilde{G}^n \right) - H \left(\tilde{X}_{2A}^n | \tilde{X}_{2D}^n, \tilde{X}_1^n, \tilde{G}^n \right) + \beta H \left(\tilde{X}_{1C}^n | \tilde{G}^n \right) + \beta H \left(\tilde{X}_{2B}^n, \tilde{X}_{2D}^n | \tilde{X}_{1C}^n, \tilde{G}^n \right) \\
& + \beta H \left(\tilde{X}_{1A}^n \oplus \tilde{X}_{2A}^n | \tilde{X}_{2B}^n, \tilde{X}_{2D}^n, \tilde{X}_{1C}^n, \tilde{G}^n \right) - \beta H \left(\tilde{X}_{1C}^n | \tilde{X}_2^n, \tilde{G}^n \right) - \beta H \left(\tilde{X}_{1A}^n | \tilde{X}_{1C}^n, \tilde{X}_2^n, \tilde{G}^n \right) \\
& \stackrel{(c)}{\leq} H \left(\tilde{X}_{2D}^n | \tilde{G}^n \right) + H \left(\tilde{X}_{1B}^n, \tilde{X}_{1C}^n | \tilde{G}^n \right) + H \left(\tilde{X}_{1A}^n \oplus \tilde{X}_{2A}^n | \tilde{G}^n \right) \\
& - H \left(\tilde{X}_{2D}^n | \tilde{G}^n \right) - H \left(\tilde{X}_{2A}^n | \tilde{X}_{2D}^n, \tilde{G}^n \right) + \beta H \left(\tilde{X}_{1C}^n | \tilde{G}^n \right) + \beta H \left(\tilde{X}_{2B}^n, \tilde{X}_{2D}^n | \tilde{G}^n \right) \\
& + \beta H \left(\tilde{X}_{1A}^n \oplus \tilde{X}_{2A}^n | \tilde{G}^n \right) - \beta H \left(\tilde{X}_{1C}^n | \tilde{G}^n \right) - \beta H \left(\tilde{X}_{1A}^n | \tilde{X}_{1C}^n, \tilde{G}^n \right) \\
& \stackrel{(d)}{=} H \left(\tilde{X}_{1C}^n | \tilde{G}^n \right) + H \left(\tilde{X}_{1B}^n | \tilde{X}_{1C}^n, \tilde{G}^n \right) + (1 + \beta) H \left(\tilde{X}_{1A}^n \oplus \tilde{X}_{2A}^n | \tilde{G}^n \right) - \beta H \left(\tilde{X}_{1A}^n | \tilde{X}_{1C}^n, \tilde{G}^n \right) \\
& + \beta H \left(\tilde{X}_{2B}^n, \tilde{X}_{2D}^n | \tilde{G}^n \right) - H \left(\tilde{X}_{2A}^n | \tilde{X}_{2D}^n, \tilde{G}^n \right) \\
& \stackrel{(e)}{\leq} H \left(\tilde{X}_{1C}^n | \tilde{G}^n \right) + (1 + \beta) H \left(\tilde{X}_{1A}^n \oplus \tilde{X}_{2A}^n | \tilde{G}^n \right) \\
& + \beta H \left(\tilde{X}_{2D}^n | \tilde{G}^n \right) + \beta H \left(\tilde{X}_{2B}^n | \tilde{X}_{2D}^n, \tilde{G}^n \right) - H \left(\tilde{X}_{2A}^n | \tilde{X}_{2D}^n, \tilde{G}^n \right) \\
& \stackrel{(f)}{\leq} H \left(\tilde{X}_{1C}^n | \tilde{G}^n \right) + (1 + \beta) H \left(\tilde{X}_{1A}^n \oplus \tilde{X}_{2A}^n | \tilde{G}^n \right) + \beta H \left(\tilde{X}_{2D}^n | \tilde{G}^n \right) + \left(\beta - \frac{1}{\beta} \right) H \left(\tilde{X}_{2B}^n | \tilde{X}_{2D}^n, \tilde{G}^n \right) \\
& \stackrel{(g)}{\leq} n q_d p_c + n (1 + \beta) p_d p_c + n \beta q_d p_c + n \left(\beta - \frac{1}{\beta} \right) (p_d - p_c) \\
& = n (\beta p_d + p_c - p_d p_c), \quad (41)
\end{aligned}$$

where (a) follows from Fano's inequality and data processing inequality; (b) follows from the definition of the contracted channel and the chain rule; (c) is true since from Claim 1 below, we have

$$I \left(\tilde{X}_1^n; \tilde{X}_2^n | \tilde{G}^n \right) = 0, \quad (42)$$

which results in

$$\begin{aligned}
H \left(\tilde{X}_{2A}^n | \tilde{X}_{2D}^n, \tilde{X}_1^n, \tilde{G}^n \right) &= H \left(\tilde{X}_{2A}^n | \tilde{X}_{2D}^n, \tilde{G}^n \right), \\
H \left(\tilde{X}_{1A}^n | \tilde{X}_{1C}^n, \tilde{X}_2^n, \tilde{G}^n \right) &= H \left(\tilde{X}_{1A}^n | \tilde{X}_{1C}^n, \tilde{G}^n \right); \quad (43)
\end{aligned}$$

and the fact that conditioning reduces entropy; (d) follows from the chain rule; (e) holds since using Lemma 1, we have

$$H \left(\tilde{X}_{1B}^n | \tilde{X}_{1C}^n, \tilde{G}^n \right) - \beta H \left(\tilde{X}_{1A}^n | \tilde{X}_{1C}^n, \tilde{G}^n \right) \leq 0; \quad (44)$$

and (f) follows since from applying Lemma 1, we have

$$H \left(\tilde{X}_{2A}^n | \tilde{X}_{2D}^n, \tilde{G}^n \right) \geq \frac{1}{\beta} H \left(\tilde{X}_{2B}^n | \tilde{X}_{2D}^n, \tilde{G}^n \right); \quad (45)$$

and (g) follows from the fact that entropy of a binary random variable is maximized by i.i.d. Bernoulli distribution with success probability of half. Dividing both sides by n and let $n \rightarrow \infty$, we get the desired result.

Claim 1.

$$I\left(\tilde{X}_1^n; \tilde{X}_2^n | \tilde{G}^n\right) = 0. \quad (46)$$

Proof:

$$\begin{aligned} 0 \leq I\left(\tilde{X}_1^n; \tilde{X}_2^n | \tilde{G}^n\right) &\leq I\left(\tilde{W}_1, \tilde{X}_1^n; \tilde{W}_2, \tilde{X}_2^n | \tilde{G}^n\right) \\ &= I\left(\tilde{W}_1; \tilde{W}_2 | \tilde{G}^n\right) + I\left(\tilde{W}_1; \tilde{X}_2^n | \tilde{W}_2, \tilde{G}^n\right) + I\left(\tilde{X}_1^n; \tilde{W}_2, \tilde{X}_2^n | \tilde{W}_1, \tilde{G}^n\right) = 0. \end{aligned} \quad (47)$$

where the last equality holds since

$$I\left(\tilde{W}_1; \tilde{W}_2 | \tilde{G}^n\right) = 0, \quad (48)$$

due to the fact that the messages and the channel gains are mutually independent;

$$I\left(\tilde{W}_1; \tilde{X}_2^n | \tilde{W}_2, \tilde{G}^n\right) = 0, \quad (49)$$

due to the fact that $\tilde{X}_2^n = f_2(\tilde{W}_2, \tilde{G}^n)$; and

$$I\left(\tilde{X}_1^n; \tilde{W}_2, \tilde{X}_2^n | \tilde{W}_1, \tilde{G}^n\right), \quad (50)$$

due to the fact that $\tilde{X}_1^n = f_1(\tilde{W}_1, \tilde{G}^n)$. ■

• **Regime II:** $p_d / (1 + p_d) \leq p_c \leq p_d$: In this regime, we borrow the outer-bounds

$$R_i + \frac{p_d}{p_c} R_{\bar{i}} \leq \frac{p_d}{p_c} (p_d + p_c - p_d p_c), \quad i = 1, 2, \quad (51)$$

from [14]. Thus, we focus on

$$R_i + R_{\bar{i}} \leq 2p_c, \quad i = 1, 2. \quad (52)$$

We use the same contracted channel as for the case of **Regime I**. Let $G_S[t]$ be distributed as i.i.d. Bernoulli RV and

$$G_S[t] \stackrel{d}{\sim} \mathcal{B}\left(\frac{p_d - p_c}{p_d p_c}\right), \quad (53)$$

and for $i = 1, 2$, we define

$$\begin{aligned} \bar{X}_{iA}[t] &\triangleq G_S[t] \tilde{X}_{iA}[t], \\ \hat{X}_{iA}[t] &\triangleq (1 - G_S[t]) \tilde{X}_{iA}[t], \end{aligned} \quad (54)$$

We have

$$\begin{aligned} n\left(\tilde{R}_1 + \tilde{R}_2 - \epsilon_n\right) &\stackrel{(a)}{\leq} I\left(\tilde{X}_1^n; \tilde{Y}_1^n | \tilde{G}^n\right) + I\left(\tilde{X}_2^n; \tilde{Y}_2^n | \tilde{G}^n\right) \\ &\stackrel{(b)}{=} H\left(\tilde{X}_{1A}^n \oplus \tilde{X}_{2A}^n, \tilde{X}_{1B}^n, \tilde{X}_{1C}^n, \tilde{X}_{2D}^n | \tilde{G}^n\right) - H\left(\tilde{X}_{2A}^n, \tilde{X}_{2D}^n | \tilde{X}_1^n, \tilde{G}^n\right) \\ &\quad + H\left(\tilde{X}_{1A}^n \oplus \tilde{X}_{2A}^n, \tilde{X}_{2B}^n, \tilde{X}_{1C}^n, \tilde{X}_{2D}^n | \tilde{G}^n\right) - H\left(\tilde{X}_{1A}^n, \tilde{X}_{1C}^n | \tilde{X}_2^n, \tilde{G}^n\right) \\ &\stackrel{(c)}{=} H\left(\tilde{X}_{2D}^n | \tilde{G}^n\right) + H\left(\tilde{X}_{1B}^n, \tilde{X}_{1C}^n | \tilde{X}_{2D}^n, \tilde{G}^n\right) + H\left(\tilde{X}_{1A}^n \oplus \tilde{X}_{2A}^n | \tilde{X}_{1B}^n, \tilde{X}_{1C}^n, \tilde{X}_{2D}^n, \tilde{G}^n\right) \\ &\quad - H\left(\tilde{X}_{2D}^n | \tilde{X}_1^n, \tilde{G}^n\right) - H\left(\tilde{X}_{2A}^n | \tilde{X}_1^n, \tilde{X}_{2D}^n, \tilde{G}^n\right) \\ &\quad + H\left(\tilde{X}_{1C}^n | \tilde{G}^n\right) + H\left(\tilde{X}_{2B}^n, \tilde{X}_{2D}^n | \tilde{X}_{1C}^n, \tilde{G}^n\right) + H\left(\tilde{X}_{1A}^n \oplus \tilde{X}_{2A}^n | \tilde{X}_{2B}^n, \tilde{X}_{2D}^n, \tilde{X}_{1C}^n, \tilde{G}^n\right) \\ &\quad - H\left(\tilde{X}_{1C}^n | \tilde{X}_2^n, \tilde{G}^n\right) - H\left(\tilde{X}_{1A}^n | \tilde{X}_{1C}^n, \tilde{X}_2^n, \tilde{G}^n\right) \\ &\stackrel{(d)}{=} H\left(\tilde{X}_{2D}^n | \tilde{G}^n\right) + H\left(\tilde{X}_{1B}^n, \tilde{X}_{1C}^n | \tilde{G}^n\right) + H\left(\tilde{X}_{1A}^n \oplus \tilde{X}_{2A}^n | \tilde{X}_{1B}^n, \tilde{X}_{1C}^n, \tilde{X}_{2D}^n, \tilde{G}^n\right) - H\left(\tilde{X}_{2D}^n | \tilde{G}^n\right) - H\left(\tilde{X}_{2A}^n | \tilde{X}_{2D}^n, \tilde{G}^n\right) \\ &\quad + H\left(\tilde{X}_{1C}^n | \tilde{G}^n\right) + H\left(\tilde{X}_{2B}^n, \tilde{X}_{2D}^n | \tilde{G}^n\right) + H\left(\tilde{X}_{1A}^n \oplus \tilde{X}_{2A}^n | \tilde{X}_{2B}^n, \tilde{X}_{2D}^n, \tilde{X}_{1C}^n, \tilde{G}^n\right) - H\left(\tilde{X}_{1C}^n | \tilde{G}^n\right) - H\left(\tilde{X}_{1A}^n | \tilde{X}_{1C}^n, \tilde{G}^n\right) \end{aligned}$$

where $\epsilon_n \rightarrow 0$ as $n \rightarrow \infty$; (a) follows from Fano's inequality and data processing inequality; (b) holds due to the definition of the contracted channel; (c) follows from the chain rule; (d) is true since from Claim 1, we have

$$I\left(\tilde{X}_1^n; \tilde{X}_2^n | \tilde{G}^n\right) = 0. \quad (55)$$

We use our definition in (54) for the rest of the proof.

$$\begin{aligned} &\stackrel{(e)}{=} H\left(\tilde{X}_{1C}^n | \tilde{G}^n\right) + H\left(\tilde{X}_{1B}^n | \tilde{X}_{1C}^n, \tilde{G}^n\right) + H\left(\tilde{X}_{1A}^n \oplus \tilde{X}_{2A}^n | \tilde{X}_{1B}^n, \tilde{X}_{1C}^n, \tilde{X}_{2D}^n, \tilde{G}^n\right) \\ &\quad - H\left(\tilde{X}_{1A}^n | \tilde{X}_{1C}^n, \tilde{G}^n\right) - H\left(\hat{X}_{1A}^n | \tilde{X}_{1B}^n, \tilde{X}_{1C}^n, \tilde{G}^n\right) \\ &\quad + H\left(\tilde{X}_{2D}^n | \tilde{G}^n\right) + H\left(\tilde{X}_{2B}^n | \tilde{X}_{2D}^n, \tilde{G}^n\right) + H\left(\tilde{X}_{1A}^n \oplus \tilde{X}_{2A}^n | \tilde{X}_{2B}^n, \tilde{X}_{2D}^n, \tilde{X}_{1C}^n, \tilde{G}^n\right) \\ &\quad - H\left(\tilde{X}_{2A}^n | \tilde{X}_{2D}^n, \tilde{G}^n\right) - H\left(\hat{X}_{2A}^n | \tilde{X}_{2B}^n, \tilde{X}_{2D}^n, \tilde{G}^n\right) \\ &\stackrel{(f)}{\leq} H\left(\tilde{X}_{1C}^n | \tilde{G}^n\right) + H\left(\tilde{X}_{1A}^n \oplus \tilde{X}_{2A}^n | \tilde{X}_{1B}^n, \tilde{X}_{1C}^n, \tilde{X}_{2D}^n, \tilde{G}^n\right) \\ &\quad - H\left(\hat{X}_{1A}^n | \tilde{X}_{1B}^n, \tilde{X}_{1C}^n, \tilde{G}^n\right) + H\left(\tilde{X}_{2D}^n | \tilde{G}^n\right) + H\left(\tilde{X}_{1A}^n \oplus \tilde{X}_{2A}^n | \tilde{X}_{2B}^n, \tilde{X}_{2D}^n, \tilde{X}_{1C}^n, \tilde{G}^n\right) - H\left(\hat{X}_{2A}^n | \tilde{X}_{2B}^n, \tilde{X}_{2D}^n, \tilde{G}^n\right) \\ &\leq H\left(\tilde{X}_{1C}^n | \tilde{G}^n\right) + H\left(\tilde{X}_{1A}^n \oplus \tilde{X}_{2A}^n | \tilde{X}_{1B}^n, \tilde{X}_{1C}^n, \tilde{X}_{2D}^n, \tilde{G}^n\right) + H\left(\hat{X}_{1A}^n, \hat{X}_{2A}^n | \tilde{X}_{1A}^n \oplus \tilde{X}_{2A}^n, \tilde{X}_{1B}^n, \tilde{X}_{1C}^n, \tilde{X}_{2D}^n, \tilde{G}^n\right) \\ &\quad - H\left(\hat{X}_{1A}^n | \tilde{X}_{1B}^n, \tilde{X}_{1C}^n, \tilde{G}^n\right) + H\left(\tilde{X}_{2D}^n | \tilde{G}^n\right) + H\left(\tilde{X}_{1A}^n \oplus \tilde{X}_{2A}^n | \tilde{X}_{2B}^n, \tilde{X}_{2D}^n, \tilde{X}_{1C}^n, \tilde{G}^n\right) - H\left(\hat{X}_{2A}^n | \tilde{X}_{2B}^n, \tilde{X}_{2D}^n, \tilde{G}^n\right) \\ &\stackrel{(g)}{\leq} H\left(\tilde{X}_{1C}^n | \tilde{G}^n\right) + H\left(\tilde{X}_{1A}^n \oplus \tilde{X}_{2A}^n | \tilde{X}_{1B}^n, \tilde{X}_{1C}^n, \tilde{X}_{2D}^n, \tilde{G}^n\right) + H\left(\hat{X}_{2A}^n | \hat{X}_{1A}^n, \tilde{X}_{1A}^n \oplus \tilde{X}_{2A}^n, \tilde{X}_{1B}^n, \tilde{X}_{1C}^n, \tilde{X}_{2D}^n, \tilde{G}^n\right) \\ &\quad + H\left(\tilde{X}_{2D}^n | \tilde{G}^n\right) + H\left(\tilde{X}_{1A}^n \oplus \tilde{X}_{2A}^n | \tilde{X}_{2B}^n, \tilde{X}_{2D}^n, \tilde{X}_{1C}^n, \tilde{G}^n\right) \\ &\stackrel{(h)}{\leq} n(2p_c + \epsilon_n), \end{aligned} \quad (56)$$

where (e) follows from (54) and the fact that \tilde{X}_{1A}^n and \tilde{X}_{1B}^n are statistically the same, thus,

$$H\left(\hat{X}_{1A}^n | \tilde{X}_{1A}^n, \tilde{X}_{1C}^n, \tilde{G}^n\right) = H\left(\hat{X}_{1A}^n | \tilde{X}_{1B}^n, \tilde{X}_{1C}^n, \tilde{G}^n\right), \quad (57)$$

and similar statement is true for \tilde{X}_{2A}^n and \tilde{X}_{2B}^n ; (f) holds since from Lemma 1, we have

$$H\left(\tilde{X}_{1B}^n | \tilde{X}_{1C}^n, \tilde{G}^n\right) - H\left(\tilde{X}_{1A}^n | \tilde{X}_{1C}^n, \tilde{G}^n\right) \leq 0; \quad (58)$$

(g) holds since

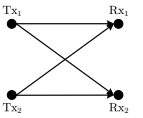
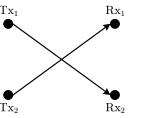
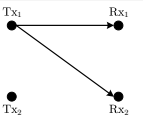
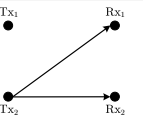
$$H\left(\hat{X}_{1A}^n | \tilde{X}_{1A}^n \oplus \tilde{X}_{2A}^n, \tilde{X}_{1B}^n, \tilde{X}_{1C}^n, \tilde{X}_{2D}^n, \tilde{G}^n\right) - H\left(\hat{X}_{1A}^n | \tilde{X}_{1B}^n, \tilde{X}_{1C}^n, \tilde{G}^n\right) \leq 0; \quad (59)$$

(h) holds since

$$\begin{aligned} &H\left(\tilde{X}_{1C}^n | \tilde{G}^n\right) \leq nq_d p_c, \\ &H\left(\tilde{X}_{2D}^n | \tilde{G}^n\right) \leq nq_d p_c, \\ &H\left(\tilde{X}_{1A}^n \oplus \tilde{X}_{2A}^n | \tilde{X}_{2B}^n, \tilde{X}_{2D}^n, \tilde{X}_{1C}^n, \tilde{G}^n\right) \leq np_d p_c, \\ &H\left(\tilde{X}_{1A}^n \oplus \tilde{X}_{2A}^n | \tilde{X}_{1B}^n, \tilde{X}_{1C}^n, \tilde{X}_{2D}^n, \tilde{G}^n\right) \leq n(p_d - p_c) \\ &H\left(\hat{X}_{2A}^n | \hat{X}_{1A}^n, \tilde{X}_{1A}^n \oplus \tilde{X}_{2A}^n, \tilde{X}_{1B}^n, \tilde{X}_{1C}^n, \tilde{X}_{2D}^n, \tilde{G}^n\right) \leq n(p_c + p_d p_c - p_d). \end{aligned} \quad (60)$$

• **Regime III:** $p_d \leq p_c \leq 1$: In this regime, again we have $\beta = 1$, and the capacity region would be equal to the intersection of capacity regions of the two MACs formed at the receivers. Under no CSIT assumption, we do not need to create a contracted channel. However, since we need a contracted channel for the delayed direct-path CSIT assumption, we present the proof using a contracted channel. We consider a contracted channel with five states denoted by A, B, C, D , and E with corresponding probabilities $p_d p_c, (p_c - p_d), p_d q_c, p_d q_c$, and $q_d q_c$. These states

TABLE III
THE CONTRACTED CHANNEL FOR **Regime III**.

ID	channel realization	ID	channel realization
A		B	
	Pr [state A] = $p_d p_c$		Pr [state B] = $p_c - p_d$
C		D	
	Pr [state C] = $p_d q_c$		Pr [state D] = $p_d q_c$

are depicted in Table III with the exception of state E which corresponds to the case where all channel gains are 0. We assume that $\tilde{G}_{ii}^m = G_{ii}^m$. Here, we have

$$\begin{aligned}
 \Pr(\tilde{G}_{11}[t] = 1) &= \sum_{j \in \{A, C\}} \Pr(\text{State } j) = p_d, \\
 \Pr(\tilde{G}_{12}[t] = 1) &= \sum_{j \in \{A, B, C\}} \Pr(\text{State } j) = p_c, \\
 \Pr(\tilde{G}_{11}[t] = 1, \tilde{G}_{21}[t] = 1) &= \Pr(\text{State A}) = p_d p_c,
 \end{aligned} \tag{61}$$

thus, this channel satisfies the conditions in (30). Since from Lemma 2, we have $\mathcal{C}(p_d, p_c) \subseteq \tilde{\mathcal{C}}(p_d, p_c)$, any outer-bound on the capacity region of the contracted channel, provides an outer-bound on the capacity region of the original problem.

The derivation of the outer-bound is easier compared to the other regimes. Basically, Rx_i after decoding and removing its corresponding signal, has a stronger channel from $Tx_{\bar{i}}$ compared to $Rx_{\bar{i}}$, and thus it must be able to decode both \tilde{W}_i and $\tilde{W}_{\bar{i}}$, $i = 1, 2$. Thus, we have

$$R_1 + R_2 \leq p_d + p_c - p_d p_c. \tag{62}$$

V. ACHIEVABILITY

In this section, we provide the proof of Theorem 1. We show that for the weak and the strong interference regimes, the entire capacity region is achieved by applying point-to-point erasure codes with appropriate rates at each transmitter, using either treat-interference-as-erasure or interference-decoding at each receiver, based on the channel parameters. For the moderate interference regime, *i.e.* $\frac{p_d}{1+p_d} \leq p_c \leq p_d$, the inner-bound is based on a modification of the Han-Kobayashi scheme for the erasure channel, enhanced by time-sharing.

A. Weak and Strong Interference Regimes

Each transmitter applies a point-to-point erasure random code as described in [18]. On the other hand, at each receiver we have two options: (1) interference-decoding; and (2) treat-interference-as-erasure. When a receiver decodes the interference alongside its intended message, the achievable rate region is the capacity region of the multiple-access channel (MAC) formed at that receiver as depicted in Fig. 5. The MAC capacity at Rx_1 , is given by

$$\begin{cases} R_1 \leq p_d, \\ R_2 \leq p_c, \\ R_1 + R_2 \leq 1 - q_d q_c. \end{cases} \tag{63}$$

As a result, Rx_1 can decode its message by interference decoding, if R_1 and R_2 satisfy the constraints in (63). On the other hand, if Rx_1 treats interference as erasure, it basically ignores the received signal at time instants

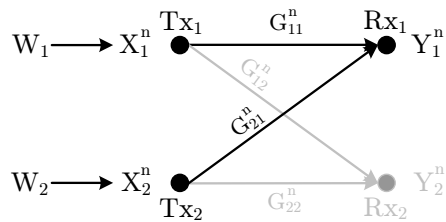


Fig. 5. The multiple-access channel (MAC) formed at R_{X1} .

where $G_{21}[t] = 1$, and $p_d q_c$ fraction of the time, it receives the transmit signal of T_{X1} . Thus, R_{X1} can decode its message by treat-interference-as-erasure, if $R_1 \leq p_d q_c$.

Similarly, R_{X2} can decode its message by treat-interference-as-erasure, if $R_2 \leq p_d q_c$. Also, R_{X2} can decode its message by interference decoding, if R_1 and R_2 are inside the capacity region of the multiple-access channel (MAC) formed at R_{X2} , i.e.,

$$\begin{cases} R_1 \leq p_c, \\ R_2 \leq p_d, \\ R_1 + R_2 \leq 1 - q_d q_c. \end{cases} \quad (64)$$

Therefore, the achievable rate region by either treat-interference-as-erasure or interference-decoding at each receiver is the convex hull of

$$\mathcal{R} = \left\{ (R_1, R_2) \left| \underbrace{\left(\begin{cases} R_1 \leq p_d \\ R_2 \leq p_c \\ R_1 + R_2 \leq 1 - q_d q_c \end{cases} \text{ or } R_1 \leq p_d q_c \right)}_{\text{decodability constraint at } R_{X1}} \text{ and } \underbrace{\left(\begin{cases} R_1 \leq p_c \\ R_2 \leq p_d \\ R_1 + R_2 \leq 1 - q_d q_c \end{cases} \text{ or } R_2 \leq p_d q_c \right)}_{\text{decodability constraint at } R_{X2}} \right. \right\}. \quad (65)$$

In the remaining of this section, we show that the convex hull of \mathcal{R} matches the outer-bound of Theorem 2 for the weak and the strong interference regimes, i.e.

- For $0 \leq p_c \leq \frac{p_d}{1+p_d}$:

$$\bar{\mathcal{C}}(p_d, p_c) = \left\{ (R_1, R_2) \left| \begin{array}{l} 0 \leq R_i \leq p_d \quad i = 1, 2 \\ R_i + \beta R_{\bar{i}} \leq \beta p_d + p_c - p_d p_c \end{array} \right. \right\} \quad (66)$$

where

$$\beta = \frac{p_d - p_c}{p_d p_c}. \quad (67)$$

- For $p_d \leq p_c \leq 1$:

$$\bar{\mathcal{C}}(p_d, p_c) = \left\{ (R_1, R_2) \left| \begin{array}{l} 0 \leq R_i \leq p_d \quad i = 1, 2 \\ R_i + R_{\bar{i}} \leq p_d + p_c - p_d p_c \end{array} \right. \right\} \quad (68)$$

First, it is easy to verify that the region described in (66), is the convex hull of the following corner points:

$$\begin{aligned} (R_1, R_2) &= (0, 0), \\ (R_1, R_2) &= (p_d, 0), \\ (R_1, R_2) &= (0, p_d), \\ (R_1, R_2) &= (p_d, q_d p_c), \\ (R_1, R_2) &= (q_d p_c, p_d), \\ (R_1, R_2) &= (p_d q_c, p_d q_c). \end{aligned} \quad (69)$$

Now, when $0 \leq p_c \leq p_d / (1 + p_d)$, the rate region \mathcal{R} (as defined in (65)) and its convex hull are shown in Fig. 6. As we can note from Fig. 6(b), in this case the convex hull of \mathcal{R} is indeed the convex hull of the corner points in (69).

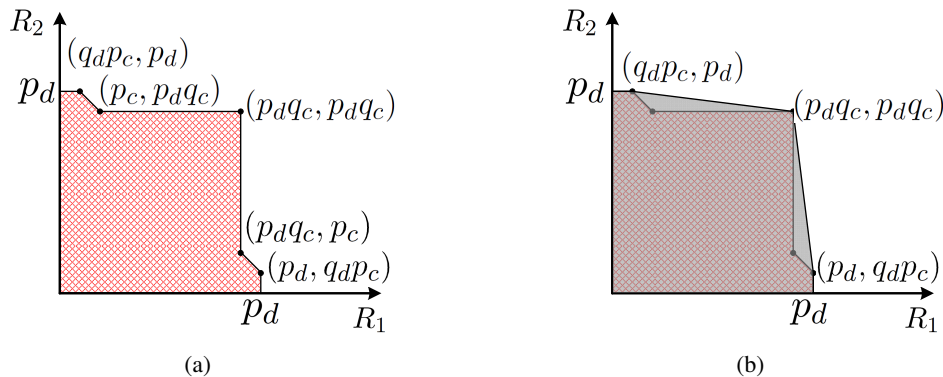


Fig. 6. (a) Depiction of the rate region \mathcal{R} for $0 \leq p_c \leq p_d / (1 + p_d)$; and (b) its convex hull.

On the other hand, when $p_d \leq p_c \leq 1$, the rate region \mathcal{R} (as defined in (65)) is depicted in Fig. 7, which is the convex hull of the first five corner points in (69). In this case, the last point in (69) is strictly inside the region in Fig. 7, hence again, \mathcal{R} coincides with the convex hull of the corner points in (69), and this completes the proof of Theorem 1 under no CSIT assumption for the weak and strong interference regimes.

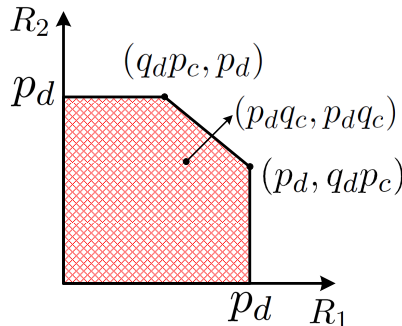


Fig. 7. Depiction of the rate region \mathcal{R} for $p_d \leq p_c \leq 1$. In this case, corner point $(R_1, R_2) = (p_d q_c, p_d q_c)$ is strictly inside the convex hull of the first five points in (69).

B. Moderate Interference Regime

In the remaining of this section, a Han-Kobayashi (HK) scheme is proposed and the corresponding sum-rate is investigated accordingly. The main focus would be the moderate interference regime, *i.e.* $\frac{p_d}{1+p_d} \leq p_c \leq p_d$. In this regime, neither treating interference as erasure nor completely decoding the interference would be optimal. The result echoes that the sum-capacity might be a similar “W” curve as that of the non-fading Gaussian interference channel [9].

To explore the power of HK scheme under this channel model, the codebooks of common and private messages are generated based on rate-splitting, which is originally developed for MAC channels [19]. In a MAC channel, each user can split its own message into two sub-messages¹, and the receiver decodes all messages and sub-messages through an onion-peeling process. That is the receiver decodes one message by treating others as erasure, and then removes the decoded contribution from the received signal. The receiver decodes the next message from the remaining signal until no message is left. The key advantage of rate-splitting schemes for the MAC channel is that the entire capacity region can be achieved with single-user codebooks and no time-sharing is required.

¹In the view-point of a MAC, each user is split into so-called virtual users, which is equivalent to splitting the corresponding message instead.

We now present the modified HK scheme for the two-user BFIC with no CSIT. Let $\text{Ber}(p)$ denote Bernoulli distribution with probability p taking value 1. Given $\delta \in [0, 1]$, any random variable X with distribution $\text{Ber}(\frac{1}{2})$ can be split as $X = \max(X_c, X_p)$, where $X_c \sim \text{Ber}(\frac{\delta}{2})$ and $X_p \sim \text{Ber}(1 - \frac{1}{2-\delta})$. From the view point of the random coding, instead of using X to generate a single codebook, one can generate two codebooks according to the distributions of X_c and X_p , respectively, and then the channel input is generated by the max operator. It is easy to see that $H(X|X_c) = \frac{2-\delta}{2} H(\frac{1}{2-\delta}) =: C_\delta$. Therefore, following two mutual informations can be computed accordingly.

$$\begin{aligned} I(X_c; X) &= H(X) - H(X|X_c) = 1 - C_\delta \\ I(X_p; X|X_c) &= H(X|X_c) = C_\delta. \end{aligned}$$

Intuitively, C_δ can be viewed as the portion of the message carried by codebook generated via X_p . Note that C_δ is continuous and monotonically decreasing with respect to δ . Thus, as δ goes from 0 to 1, the coding scheme continuously changes from the X_p only scheme ($\delta = 0$) to the X_c only scheme ($\delta = 1$).

Although time-sharing does not play a key role to achieve capacity region of the MAC, it does enlarge achievable rate region of the HK scheme [20]. For this particular channel, we consider an HK scheme with time-sharing as follows. For any $\delta_1 \in [0, 1]$, we generate one codebook according to distribution $\text{Ber}(\frac{\delta_1}{2})$ for common message and one random codebook according to distribution $\text{Ber}(1 - \frac{1}{2-\delta_1})$ for private message. We denote these two codebooks by $\mathcal{C}_c(\delta_1)$ and $\mathcal{C}_p(\delta_1)$, respectively. Similarly, for any $\delta_2 \in [0, 1]$, we can generate codebooks $\mathcal{C}_c(\delta_2)$ and $\mathcal{C}_p(\delta_2)$. In addition, let $\{Q[t]\}$ be an i.i.d random sequence with $P(Q[t] = 1) = P(Q[t] = 2) = 1/2$, which generates a particular time-sharing sequence. Before any communication begins, the time-sharing sequence is revealed to both transmitters and receivers. Then the two transmitters transmit their messages as follows. If $Q[t] = 1$, user 1 encodes its common and private message according to codebooks $\mathcal{C}_c(\delta_1)$ and $\mathcal{C}_p(\delta_1)$, respectively, and uses the max operator to generate the transmit signal. Meanwhile user 2 does the same thing except that it uses codebooks $\mathcal{C}_c(\delta_2)$ and $\mathcal{C}_p(\delta_2)$. If $Q[t] = 2$, the two users switch their codebooks.

Equivalently, we can state the coding scheme in another way: Given i.i.d. time-sharing random sequence $\{Q[t]\}$, the two users encode their common and private messages independently according to i.i.d. sequences $\{X_{1c}[t], X_{1p}[t]\}$ and $\{X_{2c}[t], X_{2p}[t]\}$, respectively. Given $Q[t]$, the distributions of other sequences are defined in Table IV.

$Q[t]$	$X_{1c}[t]$	$X_{1p}[t]$	$X_{2c}[t]$	$X_{2p}[t]$
1	$\text{Ber}(\frac{\delta_1}{2})$	$\text{Ber}(1 - \frac{1}{2-\delta_1})$	$\text{Ber}(\frac{\delta_2}{2})$	$\text{Ber}(1 - \frac{1}{2-\delta_2})$
2	$\text{Ber}(\frac{\delta_2}{2})$	$\text{Ber}(1 - \frac{1}{2-\delta_2})$	$\text{Ber}(\frac{\delta_1}{2})$	$\text{Ber}(1 - \frac{1}{2-\delta_1})$

TABLE IV
SUMMARY OF THE HK SCHEME WITH TIME-SHARING

For fixed (δ_1, δ_2) , we can determine the corresponding achievable sum-rate, *i.e.* $R_{sum}(\delta_1, \delta_2) := R_1(\delta_1, \delta_2) + R_2(\delta_1, \delta_2)$, and then maximize over all possible (δ_1, δ_2) . To determine $R_{sum}(\delta_1, \delta_2)$, it is sufficient to make sure that both common messages are decodable at both receivers and each private message is decodable at its corresponding receiver. More specifically, we follow the similar procedure as [9, Section 3] except that we explore time-sharing and optimize the rate splitting. That is the rates of the common messages are determined by the two virtual compound-MAC channels at the two receivers, and each private message is decoded last only at its corresponding receiver. In fact, we have following theorem:

Theorem 3. *Following sum-rate is optimal over $\delta_1, \delta_2 \in [0, 1]$:*

$$R_{sum} = \begin{cases} 2p_d(1 - p_c) & \text{if } p_c \leq \frac{p_d}{1+p_d} \\ p_d + p_c - p_d p_c + \frac{p_d - p_c}{2} C_\delta^* & \text{if } \frac{p_d}{1+p_d} < p_c \leq p_d \end{cases} \quad (71)$$

where

$$C_\delta^* := \frac{p_d p_c - (p_d - p_c)}{p_d p_c - \frac{p_d - p_c}{2}}. \quad (72)$$

Remark 2. Treating interference as erasure can achieve a sum-rate as large as $2p_d(1-p_c)$, while the sum-rate of interference-decoding scheme is $p_d+p_c-p_dp_c$. In the weak interference regime where $p_c \leq \frac{p_d}{1+p_d}$, the proposed HK scheme degrades to treating-interference-as-erasure and achieves the sum-capacity. In the moderate interference regime where $\frac{p_d}{1+p_d} < p_c \leq p_d$, partially decoding interference can outperform the other two schemes.

Proof of Theorem 3:

If $p_c \leq \frac{p_d}{1+p_d}$, the sum-rate in Theorem 3 is actually the sum-capacity and can be achieved by treating interference as erasure, which corresponds to the HK scheme with $\delta_1 = \delta_2 = 0$. Thus, we assume that $\frac{p_d}{1+p_d} < p_c \leq p_d$.

Let $G[t] = (G_{11}[t], G_{21}[t])$ and let $R_{ic}(\delta_1, \delta_2)$ and $R_{ip}(\delta_1, \delta_2)$ denote achievable rates of the common and the private messages, respectively. Since all codebooks are generated according to i.i.d. sequences and the channel is memoryless, we will drop all time indices in the remaining proof.

Since at each receiver, we decode private message last, we have

$$R_{1p}(\delta_1, \delta_2) = I(X_{1p}; Y_1 | X_{1c}, X_{2c}, Q, G).$$

For the common messages, the achievable rates fall into the intersection of two virtual MACs at the two receivers. Taking symmetric properties of the channel and the coding scheme into account, we conclude that any positive rate pair for common messages satisfying following conditions is achievable:

$$\begin{aligned} R_{1c}(\delta_1, \delta_2) + R_{2c}(\delta_1, \delta_2) &\leq I(X_{2c}, X_{1c}; Y_1 | Q, G) \\ R_{2c}(\delta_1, \delta_2) &\leq I(X_{2c}; Y_1 | X_{1c}, Q, G) \end{aligned} \quad (73)$$

$$R_{1c}(\delta_1, \delta_2) \leq I(X_{1c}; Y_1 | X_{2c}, Q, G). \quad (74)$$

Since $p_d \geq p_c$, it is easy to see that (73) implies (74) as far as sum-rate is concerned. Therefore, we can achieve following sum-rate:

$$R_{sum}(\delta_1, \delta_2) \leq 2M_p(\delta_1, \delta_2) + \min(M_{c1}(\delta_1, \delta_2), 2M_{c2}(\delta_1, \delta_2)) \quad (75)$$

where

$$\begin{aligned} M_p(\delta_1, \delta_2) &= I(X_{1p}; Y_1 | X_{1c}, X_{2c}, Q, G) \\ M_{c1}(\delta_1, \delta_2) &= I(X_{2c}, X_{1c}; Y_1 | Q, G) \\ M_{c2}(\delta_1, \delta_2) &= I(X_{2c}; Y_1 | X_{c1}, Q, G). \end{aligned}$$

The derivation of $M_p(\delta_1, \delta_2)$, $M_{c1}(\delta_1, \delta_2)$, and $M_{c2}(\delta_1, \delta_2)$ relies on the chain rule and the basic equalities (70) as described below.

Start from $M_{c1}(\delta_1, \delta_2)$,

$$\begin{aligned} M_{c1}(\delta_1, \delta_2) &= I(X_{2c}, X_{1c}; Y_1 | Q, G) \\ &= p_d + p_c - p_cp_d - H(Y_1 | X_{2c}, X_{1c}, Q, G) \\ &= p_d + p_c - p_cp_d - H(G_{11}X_1 \oplus G_{21}X_2 | X_{1c}, X_{2c}, Q, G) \\ &= p_d + p_c - p_cp_d - \left(p_d(1-p_c)H(X_1 | X_{1c}, Q) + p_c(1-p_d)H(X_2 | X_{2c}, Q) \right. \\ &\quad \left. + p_dp_cH(X_1 \oplus X_2 | X_{2c}, X_{1c}, Q) \right) \\ &= p_d + p_c - p_cp_d - (p_d + p_c - 2p_cp_d) \frac{C_{\delta_1} + C_{\delta_2}}{2} - p_dp_c\gamma(\delta_1, \delta_2) \end{aligned} \quad (76)$$

where

$$\begin{aligned} \gamma(\delta_1, \delta_2) &:= H(X_1 \oplus X_2 | X_{2c}, X_{1c}, Q) \\ &= \frac{\delta_1}{2}C_{\delta_2} + \frac{\delta_2}{2}C_{\delta_1} + \frac{(2-\delta_1)(2-\delta_2)}{4}H(p^*) \end{aligned} \quad (77)$$

where $p^* = \frac{2-\delta_2-\delta_1}{(2-\delta_1)(2-\delta_2)}$. In addition, $\gamma(\delta_1, \delta_2)$ is upper bounded by $C_{\delta_1} + C_{\delta_2}$. Indeed,

$$\gamma(\delta_1, \delta_2) \leq H(X_1 | X_{1c}, Q) + H(X_2 | X_{2c}, Q) = C_{\delta_1} + C_{\delta_2}. \quad (78)$$

Next, for $M_{c2}(\delta_1, \delta_2)$, by the chain rule and (76),

$$\begin{aligned}
M_{c2}(\delta_1, \delta_2) &= I(X_{1c}, X_{2c}; Y_1 | Q, G) - I(X_{1c}; Y_1 | Q, G) \\
&= M_{c1}(\delta_1, \delta_2) - I(X_{1c}; G_{11}X_1 \oplus G_{21}X_2 | Q, G) \\
&= M_{c1}(\delta_1, \delta_2) - p_d(1 - p_c) \left[1 - \frac{C_{\delta_1} + C_{\delta_2}}{2} \right] \\
&= p_c - (p_c - p_c p_d) \frac{C_{\delta_1} + C_{\delta_2}}{2} + p_d p_c \gamma(\delta_1, \delta_2).
\end{aligned} \tag{79}$$

Similarly, for $M_p(\delta_1, \delta_2)$,

$$\begin{aligned}
M_p(\delta_1, \delta_2) &= I(X_{1p}, X_{1c}, X_{2c}; Y_1 | Q, G) - I(X_{1c}, X_{2c}; Y_1 | Q, G) \\
&= I(X_{1p}, X_{1c}; Y_1 | Q, G) + I(X_{2c}; Y_1 | X_{1p}, X_{1c}, Q, G) - M_{c1}(\delta_1, \delta_2) \\
&= p_d(1 - p_c) + p_c \left[1 - \frac{C_{\delta_1} + C_{\delta_2}}{2} \right] - M_{c1}(\delta_1, \delta_2) \\
&= (p_d - 2p_c p_d) \frac{C_{\delta_1} + C_{\delta_2}}{2} + p_d p_c \gamma(\delta_1, \delta_2).
\end{aligned} \tag{80}$$

Therefore, substituting (76), (79), and (80) into (75), we can get an expression for $R_{sum}(\delta_1, \delta_2)$. If we let $\delta_2 = 1$, then $C_{\delta_2} = 0$ and $\gamma(\delta_1, \delta_2) = C_{\delta_1}$. Furthermore,

$$\begin{aligned}
R_{sum} &\geq \max_{\delta_1 \in [0,1]} R_{sum}(\delta_1, 1) \\
&= \max_{C_{\delta_1} \in [0,1]} p_d C_{\delta_1} + \min \left(p_d + p_c - p_d p_c - \frac{p_d + p_c}{2} C_{\delta_1}, 2p_c - (p_c + p_c p_d) C_{\delta_1} \right) \\
&= \max_{C_{\delta_1} \in [0,1]} \min \left(p_d + p_c - p_d p_c + \frac{p_d - p_c}{2} C_{\delta_1}, 2p_c - (p_c - p_d + p_c p_d) C_{\delta_1} \right),
\end{aligned} \tag{81}$$

which achieves maximum value $p_d + p_c - p_d p_c + \frac{p_d - p_c}{2} C_{\delta}^*$ at $C_{\delta_1} = C_{\delta}^*$. So it is sufficient to show that the converse is true.

If $M_{c1}(\delta_1, \delta_2) \geq 2M_{c2}(\delta_1, \delta_2)$, we have

$$\begin{aligned}
R_{sum}(\delta_1, \delta_2) &= 2M_p(\delta_1, \delta_2) + 2M_{c2}(\delta_1, \delta_2) \\
&= 2p_c - (p_c - p_d + p_d p_c)(C_{\delta_1} + C_{\delta_2})
\end{aligned} \tag{82}$$

If $M_{c1}(\delta_1, \delta_2) < 2M_{c2}(\delta_1, \delta_2)$, we have

$$\begin{aligned}
R_{sum}(\delta_1, \delta_2) &= 2M_p(\delta_1, \delta_2) + M_{c1}(\delta_1, \delta_2) \\
&= p_d + p_c - p_d p_c + (p_d - p_c - 2p_d p_c) \frac{C_{\delta_1} + C_{\delta_2}}{2} + p_d p_c \gamma(\delta_1, \delta_2) \\
&\leq p_d + p_c - p_d p_c + \frac{p_d - p_c}{2} (C_{\delta_1} + C_{\delta_2})
\end{aligned} \tag{83}$$

where (83) is due to (78).

Now, let $C_{\delta_3} = C_{\delta_1} + C_{\delta_2}$. We have

$$R_{sum} \leq \max_{C_{\delta_3} \in [0,2]} \min \left(p_d + p_c - p_d p_c + \frac{p_d - p_c}{2} C_{\delta_3}, 2p_c - (p_c - p_d + p_d p_c) C_{\delta_3} \right). \tag{84}$$

Comparing (84) and (81), they are in the same form except that (84) is over a larger regime. However, (84) achieves its maximum when $C_{\delta_3} = C_{\delta}^*$, and $C_{\delta}^* \leq 1$ with the assumption of $\frac{p_d}{1+p_d} < p_c$. Therefore, Theorem 3 holds.

HK Scheme with Time-Sharing:

Let Q be a random variable taking values in $\{1, 2\}$ with $P(Q = i) = \lambda_i$ for $i = 1, 2$. Coding scheme is generated based on

The evaluation of achievable rate is similar to the previous case but it breaks the symmetric property in general. Define following short-hand notation:

$$C_{\delta_i} = \frac{2 - \delta_i}{2} H \left(\frac{1}{2 - \delta_i} \right) \quad i = 1, 2 \tag{85}$$

Q	X_{1c}	X_{1p}	X_{2c}	X_{2p}
1	$\text{Ber}(\frac{\delta_1}{2})$	$\text{Ber}(1 - \frac{1}{2-\delta_1})$	$\text{Ber}(\frac{1}{2})$	$\text{Ber}(0)$
2	$\text{Ber}(\frac{1}{2})$	$\text{Ber}(0)$	$\text{Ber}(\frac{\delta_2}{2})$	$\text{Ber}(1 - \frac{1}{2-\delta_2})$

In summary, any rate pair satisfying the following conditions is achievable for the common messages (see Appendix A for the details).

$$R_{1c} \leq p_c - \lambda_1 C_{\delta_1} p_c - \lambda_2 C_{\delta_2} p_c p_d \quad (86a)$$

$$R_{2c} \leq p_c - \lambda_2 C_{\delta_2} p_c - \lambda_1 C_{\delta_1} p_d p_c \quad (86b)$$

$$R_{1c} + R_{2c} \leq p_d + p_c - p_d p_c - \max(\lambda_1 C_{\delta_1} p_d + \lambda_2 C_{\delta_2} p_c, \lambda_1 C_{\delta_1} p_c + \lambda_2 C_{\delta_2} p_d) \quad (86c)$$

Rates of private messages:

$$R_{1p} \leq I(X_{1p}; Y_1 | X_{1c}, X_{2c}, Q, Q, G) = \lambda_1 p_d C_{\delta_1} \quad (87)$$

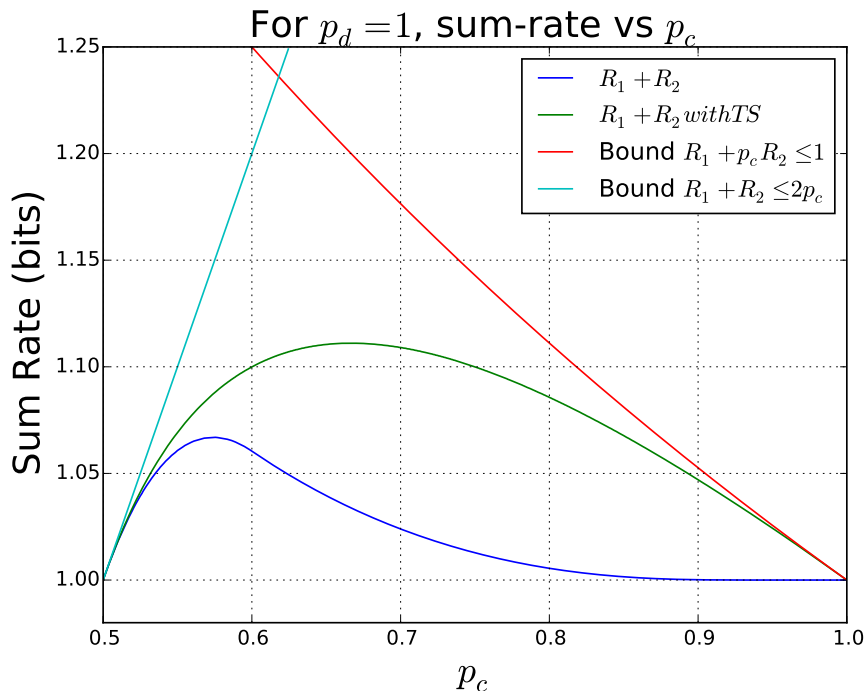
$$R_{2p} \leq I(X_{2p}; Y_2 | X_{1c}, X_{2c}, Q, Q, G) = \lambda_2 p_d C_{\delta_2} \quad (88)$$

Finally, we evaluate sum-rate with $\lambda_i = 1/2$ and $C_{\delta_1} = C_{\delta_2} = C_\delta$:

$$R_{sum}(C_\delta) = p_d C_\delta + \min(p_d + p_c - p_d p_c - \frac{p_d + p_c}{2} C_\delta, 2p_c - (p_c + p_c p_d) C_\delta) \quad (89)$$

Some numeric results:

Next, we fix $p_d = 1$ and plot the optimal HK rate (optimal over δ) vs $p_c \in [1/2, 1]$



VI. CONCLUSION

We studied the capacity region of the two-user Binary Fading Interference Channel with no CSIT. We showed that under the weak and the moderate interference regimes, the entire capacity region is achieved by applying point-to-point erasure codes with appropriate rates at each transmitter, using either treat-interference-as-erasure or interference-decoding at each receiver, based on the channel parameters. For the moderate interference regime, we devised a modified Han-Kobayashi scheme suited for discrete memoryless channels enhanced by time-sharing. Our outer-bounds rely on two key lemmas, namely the Correlation Lemma and the Entropy Leakage Lemma.

ACKNOWLEDGEMENT

The work of A. S. Avestimehr and A. Vahid is in part supported by NSF Grants CAREER-0953117, CCF-1161720, NETS-1161904, AFOSR Young Investigator Program Award, ONR award N000141310094, and 2013 Qualcomm Innovation Fellowship.

APPENDIX A
PROOF OF (86)

For virtual MAC at receiver 1,

$$\begin{aligned}
& I(X_{1c}, X_{2c}; Y_1 | Q, G) \\
&= H(Y_1 | Q, G) - H(Y_1 | X_{1c}, X_{2c}, Q, G) \\
&= p_d + p_c - p_d p_c - \lambda_1 H(Y_1 | X_{1c}, X_{2c}, Q = 1, G) + \lambda_2 H(Y_1 | X_{1c}, X_{2c}, Q = 2, G) \\
&= p_d + p_c - p_d p_c - \lambda_1 C_{\delta_1} p_d - \lambda_2 C_{\delta_2} p_c
\end{aligned} \tag{90}$$

$$\begin{aligned}
& I(X_{2c}; Y_1 | X_{1c}, Q, G) \\
&= I(X_{1c}, X_{2c}; Y_1 | Q, G) - I(X_{1c}; Y_1 | Q, G) \\
&= I(X_{1c}, X_{2c}; Y_1 | Q, G) - \lambda_1 I(X_{1c}; Y_1 | Q = 1, G) + \lambda_2 I(X_{1c}; Y_1 | Q = 2, G) \\
&= I(X_{1c}, X_{2c}; Y_1 | Q, G) - \lambda_1 p_d (1 - p_c) (1 - C_{\delta_1}) - \lambda_2 p_d (1 - p_c) \\
&= p_d + p_c - p_d p_c - \lambda_1 C_{\delta_1} p_d - \lambda_2 C_{\delta_2} p_c - \lambda_1 (1 - C_{\delta_1}) p_d (1 - p_c) - \lambda_2 p_d (1 - p_c) \\
&= p_c - \lambda_1 C_{\delta_1} p_d - \lambda_2 C_{\delta_2} p_c + \lambda_1 C_{\delta_1} p_d (1 - p_c) \\
&= p_c - \lambda_2 C_{\delta_2} p_c - \lambda_1 C_{\delta_1} p_d p_c
\end{aligned} \tag{91}$$

$$\begin{aligned}
& I(X_{1c}; Y_1 | X_{2c}, Q, G) \\
&= I(X_{1c}, X_{2c}; Y_1 | Q, G) - I(X_{2c}; Y_1 | Q, G) \\
&= I(X_{1c}, X_{2c}; Y_1 | Q, G) - \lambda_1 I(X_{2c}; Y_1 | Q = 1, G) - \lambda_2 I(X_{2c}; Y_1 | Q = 2, G) \\
&= I(X_{1c}, X_{2c}; Y_1 | Q, G) - \lambda_1 p_c (1 - p_d) - \lambda_2 p_c (1 - p_d) (1 - C_{\delta_2}) \\
&= p_d + p_c - p_d p_c - \lambda_1 C_{\delta_1} p_d - \lambda_2 C_{\delta_2} p_c - \lambda_1 p_c (1 - p_d) - \lambda_2 p_c (1 - p_d) (1 - C_{\delta_2}) \\
&= p_d - \lambda_1 C_{\delta_1} p_d - \lambda_2 C_{\delta_2} p_c + \lambda_2 C_{\delta_2} p_c (1 - p_d) \\
&= p_d - \lambda_1 C_{\delta_1} p_d - \lambda_2 C_{\delta_2} p_c p_d
\end{aligned} \tag{92}$$

For virtual MAC at receiver 2,

$$\begin{aligned}
& I(X_{1c}, X_{2c}; Y_2 | Q, G) \\
&= H(Y_2 | Q, G) - H(Y_2 | X_{1c}, X_{2c}, Q, G) \\
&= p_d + p_c - p_d p_c - \lambda_1 H(Y_2 | X_{1c}, X_{2c}, Q = 1, G) - \lambda_2 H(Y_2 | X_{1c}, X_{2c}, Q = 2, G) \\
&= p_d + p_c - p_d p_c - \lambda_1 C_{\delta_1} p_c - \lambda_2 C_{\delta_2} p_d
\end{aligned} \tag{93}$$

$$\begin{aligned}
& I(X_{2c}; Y_2 | X_{1c}, Q, G) \\
&= I(X_{1c}, X_{2c}; Y_2 | Q, G) - I(X_{1c}; Y_2 | Q, G) \\
&= p_d + p_c - p_d p_c - \lambda_1 C_{\delta_1} p_c - \lambda_2 C_{\delta_2} p_d - \lambda_1 p_c (1 - p_d) (1 - C_{\delta_1}) - \lambda_2 p_c (1 - p_d) \\
&= p_d - \lambda_1 C_{\delta_1} p_c - \lambda_2 C_{\delta_2} p_d + \lambda_1 p_c (1 - p_d) C_{\delta_1} \\
&= p_d - \lambda_2 C_{\delta_2} p_d - \lambda_1 C_{\delta_1} p_c p_d
\end{aligned} \tag{94}$$

$$\begin{aligned}
& I(X_{1c}; Y_2 | X_{2c}, Q, G) \\
&= I(X_{1c}, X_{2c}; Y_2 | Q, G) - I(X_{2c}; Y_2 | Q, G) \\
&= p_d + p_c - p_d p_c - \lambda_1 C_{\delta_1} p_c - \lambda_2 C_{\delta_2} p_d - \lambda_1 p_d (1 - p_c) - \lambda_2 p_d (1 - p_c) (1 - C_{\delta_2}) \\
&= p_c - \lambda_1 C_{\delta_1} p_c - \lambda_2 C_{\delta_2} p_d + \lambda_2 p_d (1 - p_c) C_{\delta_2} \\
&= p_c - \lambda_1 C_{\delta_1} p_c - \lambda_2 C_{\delta_2} p_c p_d
\end{aligned} \tag{95}$$

To reduce the constraints, we do following comparisons.

Compare two dominant faces

$$\begin{aligned}
& I(X_{1c}, X_{2c}; Y_1 | Q, G) - I(X_{1c}, X_{2c}; Y_2 | Q, G) \\
&= p_d + p_c - p_d p_c - \lambda_1 C_{\delta_1} p_d - \lambda_2 C_{\delta_2} p_c - (p_d + p_c - p_d p_c - \lambda_1 C_{\delta_1} p_c - \lambda_2 C_{\delta_2} p_d) \\
&= (p_c - p_d)(\lambda_1 C_{\delta_1} - \lambda_2 C_{\delta_2})
\end{aligned} \tag{96}$$

So the sign is determined by $\lambda_1 C_{\delta_1} - \lambda_2 C_{\delta_2}$.

Compare single-user bounds for user 1's common message:

$$\begin{aligned}
& I(X_{1c}; Y_1 | X_{2c}, Q, G) - I(X_{1c}; Y_2 | X_{2c}, Q, G) \\
&= p_d - \lambda_1 C_{\delta_1} p_d - \lambda_2 C_{\delta_2} p_c p_d - (p_c - \lambda_1 C_{\delta_1} p_c - \lambda_2 C_{\delta_2} p_c p_d) \\
&= (p_d - p_c)(1 - \lambda_1 C_{\delta_1}) \\
&\geq 0
\end{aligned} \tag{97}$$

So only $I(X_{1c}; Y_2 | X_{2c}, Q, G)$ matters.

Compare single-user bounds for user 2's common message:

$$\begin{aligned}
& I(X_{2c}; Y_1 | X_{1c}, Q, G) - I(X_{2c}; Y_2 | X_{1c}, Q, G) \\
&= p_c - \lambda_2 C_{\delta_2} p_c - \lambda_1 C_{\delta_1} p_d p_c - (p_d - \lambda_2 C_{\delta_2} p_d - \lambda_1 C_{\delta_1} p_c p_d) \\
&= (p_c - p_d)(1 - \lambda_2 C_{\delta_2}) \\
&\leq 0
\end{aligned} \tag{98}$$

So only $I(X_{2c}; Y_1 | X_{1c}, Q, G)$ matters.

In summary, following rates of common messages can be achieved:

$$R_{1c} \leq p_c - \lambda_1 C_{\delta_1} p_c - \lambda_2 C_{\delta_2} p_c p_d \tag{99}$$

$$R_{2c} \leq p_c - \lambda_2 C_{\delta_2} p_c - \lambda_1 C_{\delta_1} p_d p_c \tag{100}$$

$$R_{1c} + R_{2c} \leq p_d + p_c - p_d p_c - \max(\lambda_1 C_{\delta_1} p_d + \lambda_2 C_{\delta_2} p_c, \lambda_1 C_{\delta_1} p_c + \lambda_2 C_{\delta_2} p_d) \tag{101}$$

First, we evaluate cases where $p_d - p_c \leq p_d p_c$. In particular, Fig. 8 shows the achievable rate vs splitting parameter δ for $(p_d, p_c) = (1, 0.6)$ and $(1/2, 5/12)$.

REFERENCES

- [1] A. Vahid, M. A. Maddah-Ali, and A. S. Avestimehr, "Binary Fading Interference Channel with No CSIT," *to be presented in International Symposium on Information Theory (ISIT)*, 2014.
- [2] R. Ahlswede, "The capacity region of a channel with two senders and two receivers," *The Annals of Probability*, pp. 805–814, 1974.
- [3] T. Han and K. Kobayashi, "A new achievable rate region for the interference channel," *IEEE Transactions on Information Theory*, vol. 27, no. 1, pp. 49–60, 1981.
- [4] H. Sato, "Two-user communication channels," *IEEE Transactions on Information Theory*, vol. 23, no. 3, pp. 295–304, 1977.
- [5] A. El-Gamal and M. H. Costa, "The capacity region of a class of deterministic interference channels," *IEEE Transactions on Information Theory*, vol. 28, pp. 343–346, Mar. 1982.
- [6] E. C. van der Meulen, "Some reflections on the interference channel," *Communications and Cryptography*, pp. 409–421, 1994.
- [7] A. B. Carleial, "A case where interference does not reduce capacity (corresp.)," *IEEE Transactions on Information Theory*, vol. 21, no. 5, pp. 569–570, 1975.
- [8] A. B. Carleial, "Outer bounds on the capacity of interference channels (corresp.)," *IEEE Transactions on Information Theory*, vol. 29, no. 4, pp. 602–606, 1983.
- [9] R. Etkin, D. Tse, and H. Wang, "Gaussian interference channel capacity to within one bit," *IEEE Transactions on Information Theory*, vol. 54, pp. 5534–5562, Dec. 2008.
- [10] C. Suh and D. Tse, "Feedback capacity of the gaussian interference channel to within 2 bits," *IEEE Transactions on Information Theory*, vol. 57, no. 5, pp. 2667–2685, 2011.
- [11] A. Vahid, C. Suh, and A. S. Avestimehr, "Interference channels with rate-limited feedback," *IEEE Transactions on Information Theory*, vol. 58, no. 5, pp. 2788–2812, 2012.
- [12] A. Vahid, M. A. Maddah-Ali, and A. S. Avestimehr, "Communication through collisions: Opportunistic utilization of past receptions," *to appear in IEEE Infocom 2014. arXiv preprint arXiv:1312.0116*, 2013.

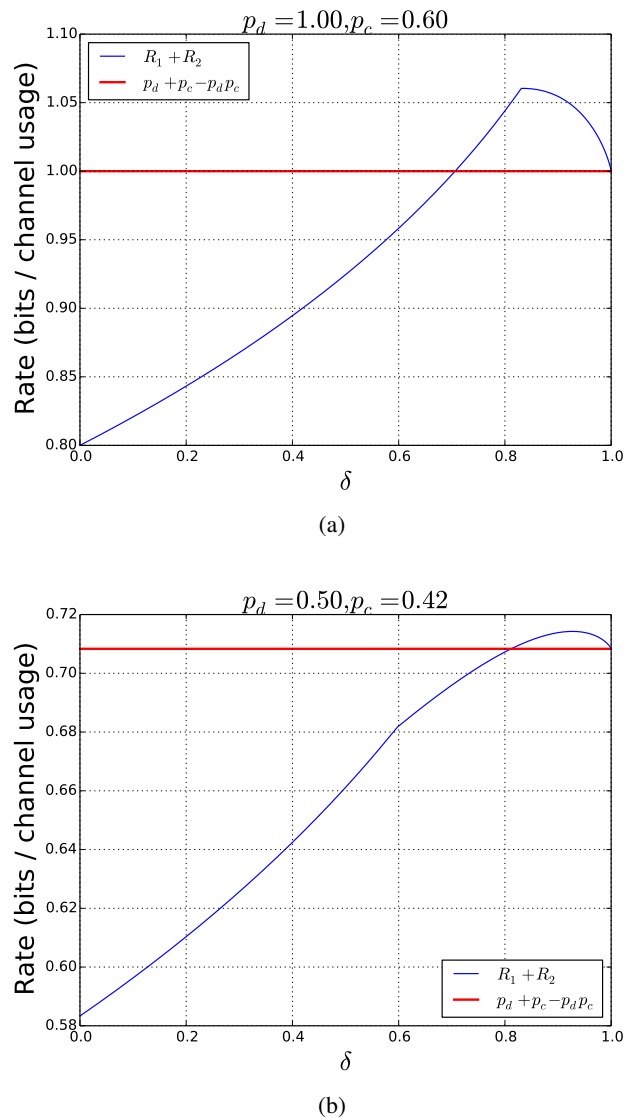


Fig. 8. Numerical Results for achievable HK Rate

- [13] V. Aggarwal, L. Sankar, A. R. Calderbank, and H. V. Poor, "Ergodic layered erasure one-sided interference channels," in *IEEE Information Theory Workshop*, pp. 574–578, IEEE, 2009.
- [14] Y. Zhu and D. Guo, "Ergodic fading Z-interference channels without state information at transmitters," *IEEE Transactions on Information Theory*, vol. 57, no. 5, pp. 2627–2647, 2011.
- [15] A. S. Avestimehr, S. Diggavi, and D. Tse, "Wireless network information flow: A deterministic approach," *IEEE Transactions on Information Theory*, vol. 57, Apr. 2011.
- [16] D. N. Tse and R. D. Yates, "Fading broadcast channels with state information at the receivers," *IEEE Transactions on Information Theory*, vol. 58, no. 6, pp. 3453–3471, 2012.
- [17] A. Vahid, M. A. Maddah-Ali, and A. S. Avestimehr, "Capacity results for binary fading interference channels with delayed CSIT," *arXiv preprint arXiv:1301.5309*, 2013.
- [18] P. Elias, "The noisy channel coding theorem for erasure channels," *American Mathematical Monthly*, pp. 853–862, 1974.
- [19] A. J. Grant, B. Rimoldi, R. L. Urbanke, P. Whiting, *et al.*, "Rate-splitting multiple access for discrete memoryless channels," *IEEE Transactions on Information Theory*, vol. 47, no. 3, pp. 873–890, 2001.
- [20] H. Te Sun and K. Kobayashi, "A new achievable rate region for the interference channel," *IEEE transactions on information theory*, vol. 27, no. 1, pp. 49–60, 1981.