

Stellar laboratories

III. New Ba v, Ba vi, and Ba vii oscillator strengths and the barium abundance in the hot white dwarfs G191–B2B and RE 0503–289^{★, ★★, ★★★}

T. Rauch¹, K. Werner¹, P. Quinet^{2,3}, and J. W. Kruk⁴

¹ Institute for Astronomy and Astrophysics, Kepler Center for Astro and Particle Physics, Eberhard Karls University, Sand 1, 72076 Tübingen, Germany

e-mail: rauch@astro.uni-tuebingen.de

² Astrophysique et Spectroscopie, Université de Mons – UMONS, 7000 Mons, Belgium

³ IPNAS, Université de Liège, Sart Tilman, 4000 Liège, Belgium

⁴ NASA Goddard Space Flight Center, Greenbelt, MD 20771, USA

Received 25 March 2014; accepted 19 April 2014

ABSTRACT

Context. For the spectral analysis of high-resolution and high-signal-to-noise (S/N) spectra of hot stars, state-of-the-art non-local thermodynamic equilibrium (NLTE) model atmospheres are mandatory. These are strongly dependent on the reliability of the atomic data that is used for their calculation.

Aims. Reliable Ba v–vii oscillator strengths are used to identify Ba lines in the spectra of the DA-type white dwarf G191–B2B and the DO-type white dwarf RE 0503–289 and to determine their photospheric Ba abundances.

Methods. We newly calculated Ba v–vii oscillator strengths to consider their radiative and collisional bound-bound transitions in detail in our NLTE stellar-atmosphere models for the analysis of Ba lines exhibited in high-resolution and high-S/N UV observations of G191–B2B and RE 0503–289.

Results. For the first time, we identified highly ionized Ba in the spectra of hot white dwarfs. We detected Ba vi and Ba vii lines in the Far Ultraviolet Spectroscopic Explorer (FUSE) spectrum of RE 0503–289. The Ba vi / Ba vii ionization equilibrium is well reproduced with the previously determined effective temperature of 70 000 K and surface gravity of $\log g = 7.5$. The Ba abundance is $3.5 \pm 0.5 \times 10^{-4}$ (mass fraction, about 23 000 times the solar value). In the FUSE spectrum of G191–B2B, we identified the strongest Ba vii line (at 993.41 Å) only, and determined a Ba abundance of $4.0 \pm 0.5 \times 10^{-6}$ (about 265 times solar).

Conclusions. Reliable measurements and calculations of atomic data are a pre-requisite for stellar-atmosphere modeling. Observed Ba vi–vii line profiles in two white dwarfs (G191–B2B and RE 0503–289) far-ultraviolet spectra were well reproduced with our newly calculated oscillator strengths. This allowed to determine the photospheric Ba abundance of these two stars precisely.

Key words. atomic data – line: identification – stars: abundances – stars: individual: G191–B2B – stars: individual: RE 0503–289 – virtual observatory tools

1. Introduction

In recent analyses of the hydrogen-rich DA-type white dwarf (WD) G191–B2B (effective temperature $T_{\text{eff}} = 60\,000$ K, surface gravity $\log(g/\text{cm/s}^2) = 7.6$, Rauch et al. 2012, 2013, 2014) and the hydrogen-deficient DO-type WD RE 0503–289 ($T_{\text{eff}} = 70\,000$ K, $\log g = 7.5$ Werner et al. 2012; Rauch et al. 2014), numerous lines of the trans-iron elements Zn, Ga, Ge, As, Se, Kr, Mo, Sn, Te, I, and Xe were identified. This substantially reduced the number of unidentified lines in the spectra of these two WDs. For precise abundances determinations, reliable transition probabilities are mandatory – these are necessary not only

for the identified lines themselves but for the complete model atom that is considered in the model-atmosphere and spectral-energy-distribution (SED) calculations. Thus, abundance determinations were so far restricted to Zn (Rauch et al. 2014), Ge (Rauch et al. 2012), Kr, Xe (Werner et al. 2012), and Sn (Rauch et al. 2013).

A close inspection of the still unidentified lines in the far-ultraviolet (FUV) spectrum of RE 0503–289 showed absorption features at the locations of the strongest Ba vi and Ba vii lines as given by NIST¹. Therefore, we calculated Ba v–vii transition probabilities (Sect. 2) and employed our NLTE² model-atmosphere code (Sect. 4) to perform test calculations (Sect. 5) to find the strongest Ba lines in the model. Then, we used these strategic lines to determine the Ba abundances of G191–B2B and RE 0503–289 and searched for other, weak Ba lines (Sect. 6). We summarize our results and conclude in Sect. 7.

[★] Based on observations with the NASA/ESA Hubble Space Telescope, obtained at the Space Telescope Science Institute, which is operated by the Association of Universities for Research in Astronomy, Inc., under NASA contract NAS5-26666.

^{★★} Based on observations made with the NASA-CNES-CSA Far Ultraviolet Spectroscopic Explorer.

^{★★★} Tables 1, 2, and 3 are only available at the CDS via anonymous ftp to cdsarc.u-strasbg.fr (130.79.128.5) or via <http://cdsarc.u-strasbg.fr/viz-bin/qcat?J/A+A/vol/page>

¹ National Institute of Standards and Technology, <http://www.nist.gov/pml/data/asd.cfm>

² non-local thermodynamic equilibrium

2. Transition probabilities in Ba v, Ba vi, and Ba vii

Very few studies have been focused on the determination of electric dipole transition rates in Ba v, Ba vi, and Ba vii so far. To our knowledge, the only available data were recently published by Sharma et al. (2014) and Sharma et al. (2013) for Ba v and Ba vii, respectively. More precisely, these authors reported oscillator strengths and transition probabilities computed using rather limited configuration interaction models based on the Hartree-Fock approach due to Cowan (1981) combined with a semi-empirical least-squares fit of radial energy parameters. In order to get a uniform set of oscillator strengths for all the transitions of Ba ions observed in the present work, we decided to perform new calculations including a larger amount of electron correlation and hence improving the previous investigations of Sharma et al. (2013, 2014). The method adopted here was the relativistic Hartree-Fock (HFR) approach with core-polarization corrections (see e.g., Quinet et al. 1999, 2002).

For Ba v, configuration interaction was considered among the configurations $5s^25p^4$, $5s^25p^34f$, $5s^25p^35f$, $5s^25p^36f$, $5s^25p^37f$, $5s^25p^36p$, $5s^25p^37p$, $5s^25p^24f^2$, $5s^25p^25d^2$, $5s^25p^26s^2$, $5s^25p^26p^2$, $5s^25p^25d6s$, $5s^25p^24f6p$, $5s5p^45d$, $5s5p^46d$, $5s5p^46s$, and $5p^6$ for the even parity, and $5s5p^5$, $5s^25p^35d$, $5s^25p^36d$, $5s^25p^37d$, $5s^25p^36s$, $5s^25p^37s$, $5s^25p^24f5d$, $5s^25p^24f6d$, $5s^25p^24f6s$, $5s^25p^25d6p$, $5s^25p^26s6p$, $5s5p^44f$, $5s5p^45f$, $5s5p^46f$, and $5s5p^46p$ for the odd parity. The core-polarization parameters were the dipole polarizability of a Ba ix ionic core as reported by Fraga et al. (1976), i.e., $\alpha_d = 0.54$ a.u., and the cut-off radius corresponding to the HFR mean value $\langle r \rangle$ of the outermost core orbital (4d), i.e., $r_c = 0.79$ a.u. Using experimental energy levels reported by Sharma et al. (2014), the radial integrals (average energy, Slater, spin-orbit and effective interaction parameters) of $5s^25p^4$, $5s^25p^36p$, $5s5p^5$, $5s^25p^35d$, and $5s^25p^36s$ configurations were optimized by a well-established least-squares fitting procedure in which the mean deviations with experimental data were found to be equal to 185 cm^{-1} for the even parity and 217 cm^{-1} for the odd parity.

For Ba vi, the configurations included in the HFR model were $5s^25p^3$, $5s^25p^24f$, $5s^25p^25f$, $5s^25p^26f$, $5s^25p^27f$, $5s^25p^26p$, $5s^25p^27p$, $5s^25p^4f^2$, $5s^25p^5d^2$, $5s^25p^6s^2$, $5s^25p^6p^2$, $5s^25p^5d6s$, $5s^25p^4f6p$, $5s5p^35d$, $5s5p^36d$, $5s5p^36s$, and $5p^5$ for the odd parity, and $5s5p^4$, $5s^25p^25d$, $5s^25p^26d$, $5s^25p^27d$, $5s^25p^26s$, $5s^25p^27s$, $5s^25p^4f5d$, $5s^25p^4f6d$, $5s^25p^4f6s$, $5s^25p^5d6p$, $5s^25p^6s6p$, $5s5p^34f$, $5s5p^35f$, $5s5p^36f$, and $5s5p^36p$ for the even parity. In this ion, the semi-empirical process was performed to optimize the radial integrals corresponding to $5s^25p^3$, $5s5p^4$, $5s^25p^25d$, and $5s^25p^26s$ configurations using the experimental levels reported by Tauheed & Joshi (1994). The mean deviations between calculated and experimental energy levels were 5 cm^{-1} and 128 cm^{-1} for odd and even parities, respectively. Core-polarization effects were estimated using the same α_d and r_c values as those considered in Ba v.

Finally, a similar model was used in the case of Ba vii for which the $5s^25p^2$, $5s^25p^4f$, $5s^25p^5f$, $5s^25p^6f$, $5s^25p^7f$, $5s^25p^6p$, $5s^25p^7p$, $5s^24f^2$, $5s^25d^2$, $5s^26s^2$, $5s^26p^2$, $5s^25d6s$, $5s^24f6p$, $5s5p^25d$, $5s5p^26d$, $5s5p^26s$, and $5p^4$ even-parity configurations and the $5s5p^3$, $5s^25p^5d$, $5s^25p^6d$, $5s^25p^7d$, $5s^25p^6s$, $5s^25p^7s$, $5s^24f5d$, $5s^24f6d$, $5s^24f6s$, $5s^25d6p$, $5s^26s6p$, $5s5p^24f$, $5s5p^25f$, $5s5p^26f$, and $5s5p^26p$ odd-parity configurations were explicitly included in the HFR model. Here also, we used the same core-polarization parameters as those considered for Ba v. The semi-empirical optimization process was carried out to adjust the radial parameters in $5s^25p^2$, $5p^4$, $5s^25p^4f$, $5s^25p^6p$, $5s5p^25d$, $5s5p^3$, $5s^25p^25d$, and $5s^25p^26s$ with the experimental energy lev-

Table 4. Statistics of our Ba model atoms.

ion	NLTE levels	LTE levels	lines
Ba iv	1	6	0
v	123	0	981
vi	47	0	162
vii	121	0	452
viii	1	0	0

els classified by Sharma et al. (2013) below $350\,000 \text{ cm}^{-1}$ and $320\,000 \text{ cm}^{-1}$ for even and odd parities, respectively. In fact, it was found that many levels above those limits overlap unknown levels and are strongly mixed with states belonging to higher configurations such as $5s^24f^2$ (even parity), $5s5p^24f$, $5s^24f5d$, and $5s^25p6d$ (odd parity). It was then extremely difficult to establish an unambiguous correspondence between the calculated values and the experimentally determined level energies. The use of radial parameters published by Sharma et al. (2013) was unfortunately not of great help for making the identifications more reliable, the set of interacting configurations being not the same as the one considered in our work. For the levels considered in our fitting process, the mean deviations between calculated and experimental values were found to be equal to 140 cm^{-1} (even parity) and 196 cm^{-1} (odd parity).

Figure 1 shows Grotrian diagrams of Ba v-vii including all levels and transitions from Tables 1, 2, and 3.

3. Observations

In this analysis, we use the FUSE³ spectrum of RE 0503–289 and the FUSE and HST/STIS⁴ spectra of G191–B2B that are described in detail by Werner et al. (2012) and Rauch et al. (2013, 2014), respectively.

The FUSE spectrum covers the wavelength range $910 \text{ \AA} < \lambda < 1188 \text{ \AA}$. Its resolving power is $R = \lambda/\Delta\lambda \approx 20\,000$. The HST/STIS spectrum of G191–B2B is co-added from 105 observations with the highest resolution (grating E140H, $R \approx 118\,000$, $1145 \text{ \AA} < \lambda < 1750 \text{ \AA}$) available via MAST.

4. Model atmospheres and atomic data

Our model atmospheres (plane-parallel, chemically homogeneous, in radiative and hydrostatic equilibrium) were calculated with the Tübingen NLTE model-atmosphere package (TMAP⁵, Werner et al. 2003; Rauch & Deetjen 2003).

The model atoms (including Ba, Table 4 displays its statistics) that are considered in our calculations are provided by the Tübingen Model-Atom Database (TMAD⁶, Rauch & Deetjen 2003), that was constructed in the framework of the German Astrophysical Virtual Observatory (GAVO⁷). The SEDs that were calculated for this analysis are available via the registered Theoretical Stellar Spectra Access (TheoSSA⁸) VO service.

The start models for our calculations are the most elaborated model atmospheres for both stars (Rauch et al. 2014) As our

³ Far Ultraviolet Spectroscopic Explorer

⁴ Hubble Space Telescope / Space Telescope Imaging Spectrograph, for our high-resolution spectrum of G191–B2B, see <http://www.stsci.edu/hst/observatory/crds/calspec.html>

⁵ <http://astro.uni-tuebingen.de/~TMAP>

⁶ <http://astro.uni-tuebingen.de/~TMAD>

⁷ <http://www.g-vo.org>

⁸ <http://dc.g-vo.org/theossa>

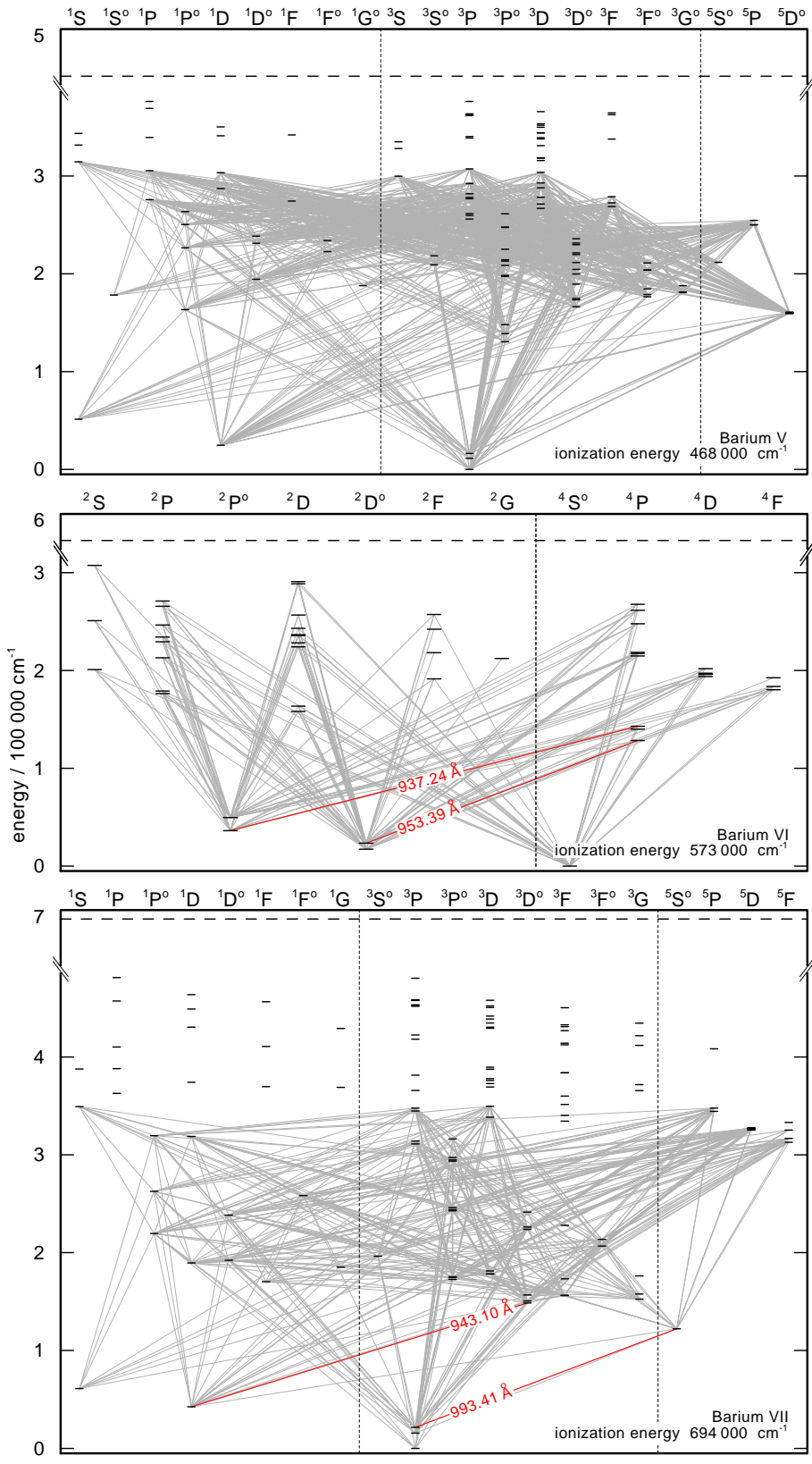


Fig. 1. Grotrian diagrams of our Ba v (top), Ba vi (middle), and Ba vii (bottom) model ions. Horizontal bars indicate levels, gray lines represent radiative transitions with known f values (Tables 1, 2, and 3). Our strategic Ba vi and Ba vii lines in the FUSE wavelength range (Fig. 6) are labeled with their wavelengths. The long-dashed, horizontal lines in each panel show the ionization energies of $468\,000\text{ cm}^{-1}$, $573\,000\text{ cm}^{-1}$, and $694\,000\text{ cm}^{-1}$ of Ba v, Ba vi, and Ba vii, respectively.

main model-atmosphere program would not compile if the array sizes were increased to accommodate the high number of atomic levels treated in NLTE and the high number of radiative and collisional transitions, (cf. Rauch et al. 2014), we simply reduced the number of the Zn levels treated in NLTE to one per ion to create a TMAP executable. Because the Zn opacities were al-

ready considered in detail in our start models, the atmospheric structure and the background opacities are well modeled. To calculate the NLTE occupation numbers of Ba, we performed line-formation calculations, i.e., we kept temperature and density structure of our model-atmospheres fixed. Since the impact of Ba on the atmospheric structure of our H+Ba and He+Ba test

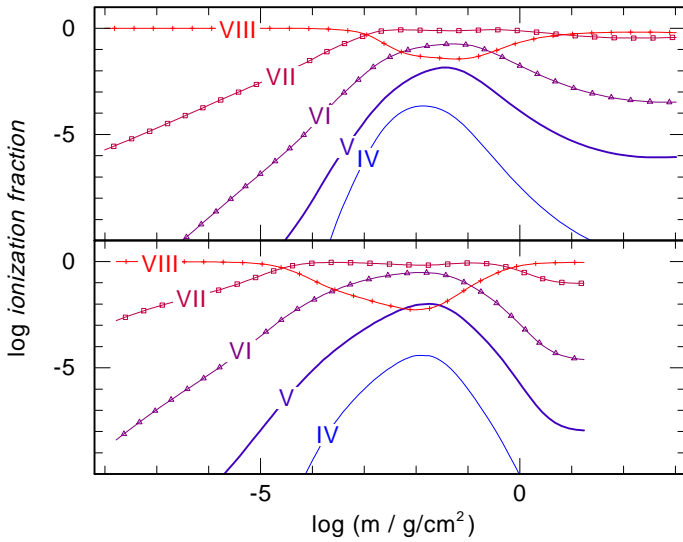


Fig. 2. Ba ionization fractions in our models for G191–B2B (top panel, H+Ba) and RE 0503–289 (bottom panel, He+Ba). m is the column mass, measured from the outer boundary of our model atmospheres.

models (Sect. 5) was found to be marginal, this is the best practice. For the subsequent SED calculations, we considered the complete model ions and resumed the missing Zn occupation numbers from the start models.

5. Preliminary analysis

For a preliminary analysis, we calculated models that consider only H+Ba and He+Ba for G191–B2B ($T_{\text{eff}} = 60\,000$ K, $\log g = 7.6$) and RE 0503–289 ($T_{\text{eff}} = 70\,000$ K, $\log g = 7.5$), respectively. The Ba abundance was 1.5×10^{-5} (mass fraction, about 1000 times solar, Asplund et al. 2009) in both models. Figure 2 shows the respective Ba ionization fractions. Ba VII is the dominating ionization stage in the line forming region ($-2.5 \lesssim \log m \lesssim 0.5$). In the case of G191–B2B, the H+Ba spectrum shows two prominent lines in the FUV, Ba VII $\lambda\lambda 943.10, 993.41 \text{ \AA}$, and several much weaker Ba VI and Ba VII lines (Fig. 3). For RE 0503–289, Ba VII $\lambda 993.41 \text{ \AA}$ is the strongest line in the He+Ba, but some weaker Ba VI and Ba VII lines are also visible.

For the wavelengths higher than the FUSE wavelength range, an adequate observation is only available for G191–B2B (Sect. 3). Our test model shows a rich Ba VII spectrum within $1150 \text{ \AA} \leq \lambda \leq 1780 \text{ \AA}$ for this star, and a few weak Ba V–VI lines in addition (Fig. 4). The model spectrum for RE 0503–289 shows the same lines, with deviations in the relative line strengths. We note that all these lines are much weaker than the four Ba VI–VII lines in the FUSE wavelength range (Fig. 3).

The preliminary models cannot be used for a reliable abundance determination because the neglected metals result in an unrealistic atmospheric structure (Fig. 5), and their missing background opacities have a strong impact on the strengths of the Ba lines. Therefore, we performed a precise determination of the Ba abundances based on detailed atomic data and elaborated model atmospheres (Sect. 6).

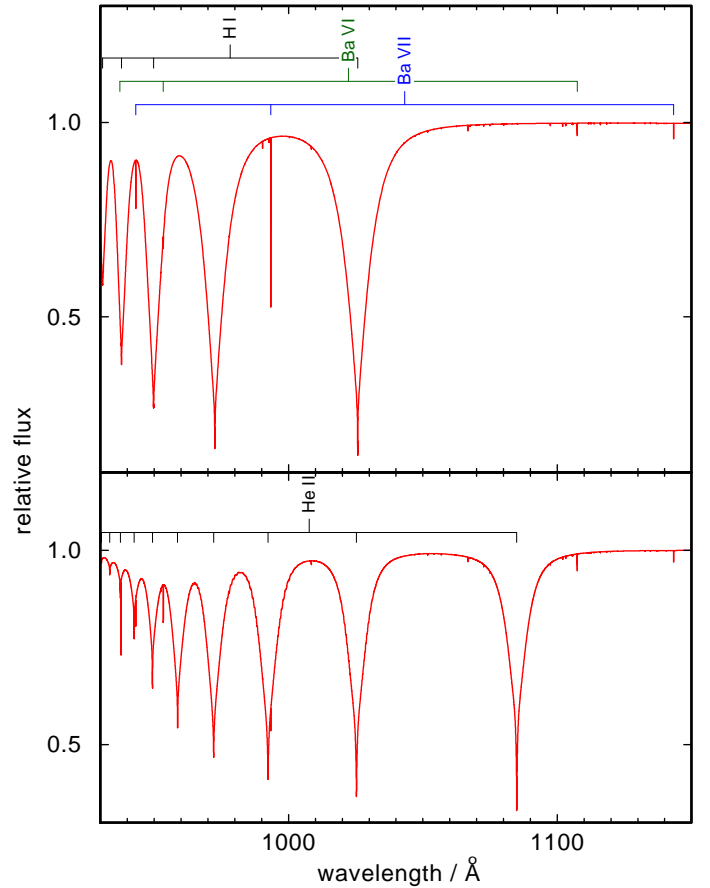


Fig. 3. Synthetic spectra (normalized to the models’s continuum fluxes) of our H+Ba model for G191–B2B (top panel) and our He+Ba model for RE 0503–289 (bottom panel). All synthetic spectra displayed in this paper are convolved with Gaussians to simulate the instruments’ resolution, here, for FUSE, we used an FWHM (full width at half maximum) of 0.06 \AA .

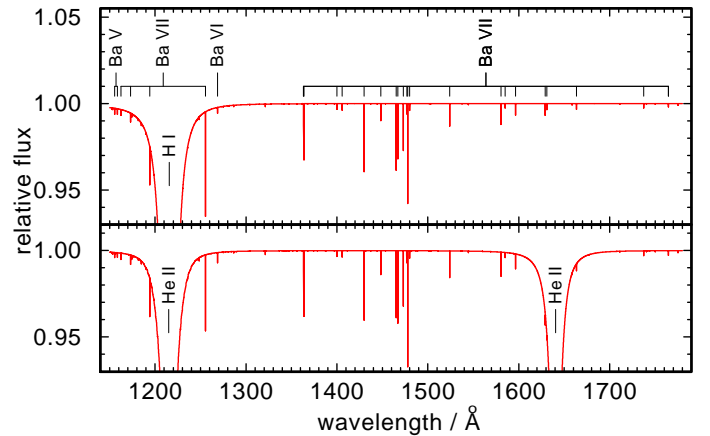


Fig. 4. Same as Fig. 3 (top: G191–B2B, bottom: RE 0503–289), to simulate the HST/STIS spectrum (FWHM = 0.01 \AA).

6. The photospheric Ba abundances in G191–B2B and RE 0503–289

We determine the Ba abundances of G191–B2B and RE 0503–289 from their FUSE observations. Figure 6 shows that we can well reproduce the Ba lines with Ba mass fractions of $4.0 \pm 0.5 \times 10^{-6}$ and $3.5 \pm 0.5 \times 10^{-4}$, respectively. These values are strongly over-solar (23000 times and 265 times,

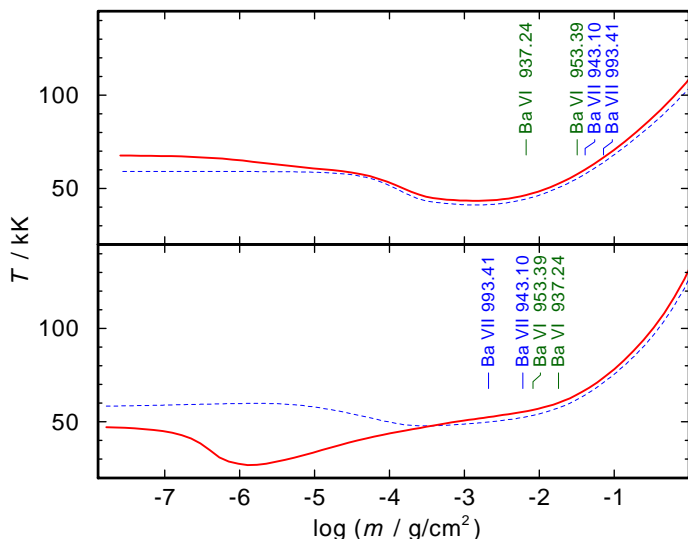


Fig. 5. Temperature structures of the final model atmospheres of G191–B2B (top panel, thick, red line; Rauch et al. 2013, H, He, C, N, O, Al, Si, P, S, Ca, Sc, Ti, V, Cr, Mn, Fe, Co, Ni, Zn, and Ge opacities considered) and RE 0503–289 (bottom panel, thick, red line; Rauch et al. 2014, He, C, N, O, Ca, Sc, Ti, V, Cr, Mn, Fe, Co, Ni, Zn, Ge, Kr, and Xe). The dashed, blue lines show the temperature structures of H+Ba (top) and He+Ba (bottom) models calculated with the same T_{eff} and $\log g$ like the final models, respectively. The formation depths (i.e., $\tau = 1$) of the line cores of our strategic Ba vi - vii in FUSE’s wavelength range are marked.

respectively, Asplund et al. 2009) but in line with the determined abundances of other trans-iron elements (e.g., Werner et al. 2012; Rauch et al. 2013, Fig. 7). It is worthwhile to note, that the Ba vi / Ba vii ionization equilibrium is very well reproduced for RE 0503–289.

In addition to the metals’ background opacity in the final model mentioned above, the determined Ba abundance of G191–B2B is only a fourth of that used in our test model (Fig. 4) and, thus, the lines in the wavelength interval $1145 \text{ \AA} < \lambda < 1750 \text{ \AA}$ are weaker in the models, respectively. Figure 8 shows a section of the spectrum where our test models predicted the strongest lines (Fig. 4). A comparison to a model, that was calculated without Ba, shows that in this section only Ba vii $\lambda 1472.96 \text{ \AA}$ is a weak, isolated line that is visible in our model. Its strength is comparable to the low noise of the observed spectrum and, thus, we can determine an upper limit for the Ba abundance which is the same upper value determined from the FUSE spectrum (see above). For RE 0503–289, the determined Ba abundance is more than 20 times higher than in our test model (Fig. 4) and, thus, the potential identification of Ba lines in this wavelength range is most likely. A high-resolution, high-signal-to-noise HST/STIS UV spectrum of RE 0503–289 is highly desirable.

7. Results and conclusions

We determined precisely the photospheric Ba abundances in the DA-type white dwarf G191–B2B ($4.0 \pm 0.5 \times 10^{-6}$) and in the DO-type white dwarf RE 0503–289 ($3.5 \pm 0.5 \times 10^{-4}$). These strongly supersolar abundance values are in line with those of other trans-iron elements in both stars (Fig. 7).

Ba is one of the most massive s-process (slow neutron capture) elements synthesized by low-mass ($\approx 1 - 3 M_{\odot}$) AGB stars (e.g., Lattanzio & Lugaro 2005). The s-process leads to abun-

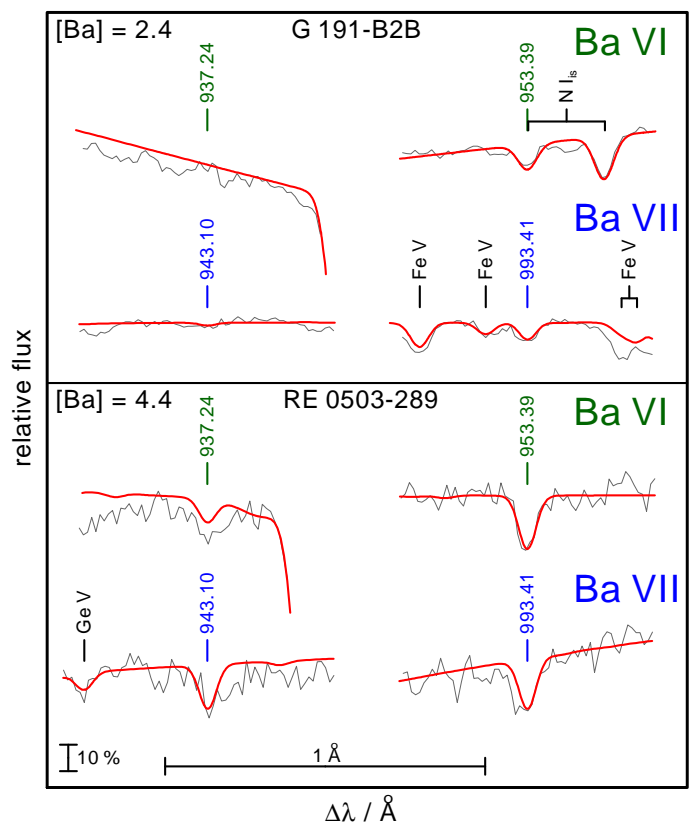


Fig. 6. Comparison of the theoretical line profiles of the strongest Ba vi and Ba vii lines with the FUSE observation. The synthetic spectra were normalized to the observed local continuum fluxes. Top: G191–B2B, bottom: RE 0503–289. [X] denotes \log (mass fraction / solar mass fraction) of species X.

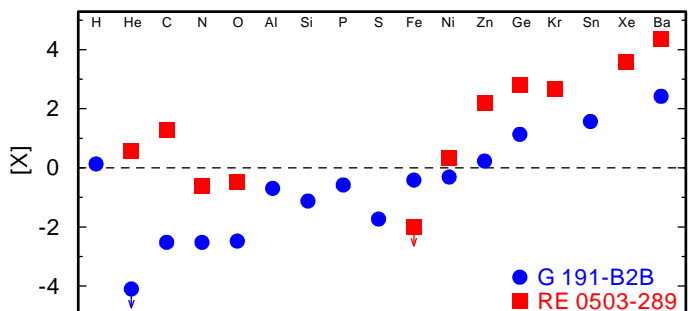


Fig. 7. Photospheric abundances of G191–B2B (bullets, Rauch et al. 2013, 2014) and RE 0503–289 (squares, Werner et al. 2012; Rauch et al. 2012, 2014) compared with solar values (Asplund et al. 2009). The abundance uncertainties are about 0.2 dex in general. The arrows denote upper limits. The dashed line indicates the solar values.

dance peaks at approximate mass numbers of 88, 138, and 208 (West & Heger 2013; Karakas et al. 2014) due to closed neutron shells. Sr, Ba (isotopes from ^{128}Ba to ^{140}Ba), and Pb are located at these peaks and are used to represent the scaling of the s-process elements. Therefore, the Ba abundance determined in the hot WDs G191–B2B and RE 0503–289 establishes a new constraint for AGB and post-AGB stellar evolution and will help to understand the extremely strong metal enrichment.

The identification of Ba lines in this paper was only possible because reliable transition probabilities for Ba v, Ba vi, and Ba vii were calculated. Analogous calculations for other highly ionized trans-iron elements is a pre-requisite for further identi-

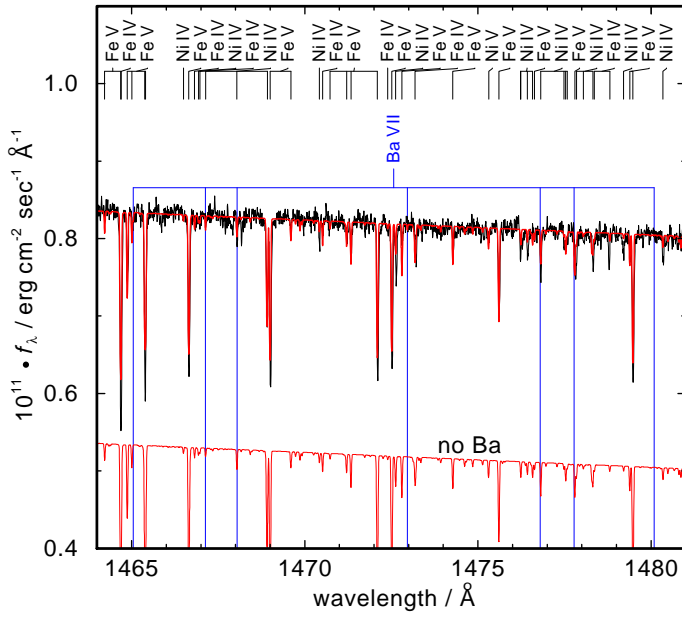


Fig. 8. Section of the HST/STIS spectrum of G191-B2B compared with our synthetic spectrum. The thin (blue) model at the bottom is calculated without Ba. The identified Fe and Ni lines and the Ba VII lines are marked at top.

fications an abundance analyses. The precise measurement of their spectra, i.e., their lines' wavelengths and relative strengths, as well as the determination of level energies and the calculation of transition probabilities remains a challenge for atomic and theoretical physicists.

Acknowledgements. TR is supported by the German Aerospace Center (DLR, grant 05 OR 1301). Financial support from the Belgian FRS-FNRS is also acknowledged. PQ is research director of this organization. This research has made use of the SIMBAD database, operated at CDS, Strasbourg, France. Some of the data presented in this paper were obtained from the Mikulski Archive for Space Telescopes (MAST). STScI is operated by the Association of Universities for Research in Astronomy, Inc., under NASA contract NAS5-26555. Support for MAST for non-HST data is provided by the NASA Office of Space Science via grant NNX09AF08G and by other grants and contracts.

References

- Asplund, M., Grevesse, N., Sauval, A. J., & Scott, P. 2009, *ARA&A*, 47, 481
- Cowan, R. D. 1981, *The theory of atomic structure and spectra* (Berkeley, CA, University of California Press)
- Fraga, S., Kárwowski, J., & Saxena, K. M. S. 1976, *Handbook of Atomic Data* (Elsevier, Amsterdam)
- Karakas, A. I., Marino, A. F., & Nataf, D. M. 2014, *ApJ*, 784, 32
- Lattanzio, J. C. & Lugaro, M. A. 2005, *Nuclear Physics A*, 758, 477
- Quinet, P., Palmeri, P., Biémont, E., et al. 2002, in *J. Alloys Comp.*, Vol. 344, Proceedings of the Rare Earths' 2001 Conference, ed. M. A. Leskela, M. F. Reid, H. B. Silber, & L. B. Zinner, 255
- Quinet, P., Palmeri, P., Biémont, E., et al. 1999, *MNRAS*, 307, 934
- Rauch, T. & Deetjen, J. L. 2003, in *Astronomical Society of the Pacific Conference Series*, Vol. 288, *Stellar Atmosphere Modeling*, ed. I. Hubeny, D. Mihalas, & K. Werner, 103
- Rauch, T., Werner, K., Biémont, É., Quinet, P., & Kruk, J. W. 2012, *A&A*, 546, A55
- Rauch, T., Werner, K., Bohlin, R., & Kruk, J. W. 2013, *A&A*, 560, A106
- Rauch, T., Werner, K., Quinet, P., & Kruk, J. W. 2014, *A&A*, 564, A41
- Sharma, M. K., Rahimullah, K., & Tauheed, A. 2014, *J. Quant. Spec. Radiat. Transf.*, 133, 281
- Sharma, M. K., Tauheed, A., & Rahimullah, K. 2013, *J. Quant. Spec. Radiat. Transf.*, 119, 32
- Tauheed, A. & Joshi, Y. N. 1994, *Phys. Scr*, 49, 335
- Werner, K., Deetjen, J. L., Dreizler, S., et al. 2003, in *Astronomical Society of the Pacific Conference Series*, Vol. 288, *Stellar Atmosphere Modeling*, ed. I. Hubeny, D. Mihalas, & K. Werner, 31
- Werner, K., Rauch, T., Ringat, E., & Kruk, J. W. 2012, *ApJ*, 753, L7
- West, C. & Heger, A. 2013, *ApJ*, 774, 75

Table 1. Calculated HFR oscillator strengths ($\log gf$) and transition probabilities (gA , in sec^{-1}) in Ba v. CF is the cancellation factor as defined by Cowan (1981). In columns 3 and 6, e is written for even and o for odd.

Wavelength / Å	Lower level			Upper level			$\log gf$	gA	CF
	Energy / cm^{-1}	Parity	j	Energy / cm^{-1}	Parity	j			
382.885	0	e	2.0	261175	o	2.0	-2.12	3.50×10^{08}	-0.004
396.365	11302	e	0.0	263594	o	1.0	-2.78	6.99×10^{07}	0.001
399.297	0	e	2.0	250440	o	1.0	-2.81	6.49×10^{07}	0.001
404.183	0	e	2.0	247413	o	1.0	-2.81	6.26×10^{07}	-0.001
404.588	16429	e	1.0	263594	o	1.0	-1.51	1.27×10^{09}	-0.045
408.587	16429	e	1.0	261175	o	2.0	-0.44	1.47×10^{10}	0.395
418.168	11302	e	0.0	250440	o	1.0	-0.65	8.48×10^{09}	-0.039
418.631	24721	e	2.0	263594	o	1.0	-0.39	1.55×10^{10}	-0.263
419.341	0	e	2.0	238469	o	2.0	-0.71	7.38×10^{09}	-0.133
422.914	24721	e	2.0	261175	o	2.0	-0.27	2.00×10^{10}	0.398
423.530	11302	e	0.0	247413	o	1.0	-0.94	4.30×10^{09}	0.026
424.030	0	e	2.0	235832	o	3.0	0.02	3.89×10^{10}	0.330
427.331	16429	e	1.0	250440	o	1.0	-1.07	3.09×10^{09}	0.046
432.147	16429	e	1.0	247832	o	0.0	-1.16	2.50×10^{09}	-0.169
432.425	0	e	2.0	231254	o	1.0	-0.65	7.92×10^{09}	-0.165
432.546	0	e	2.0	231189	o	2.0	-1.19	2.31×10^{09}	0.012
432.931	16429	e	1.0	247413	o	1.0	-3.62	8.47×10^{06}	0.000
435.404	0	e	2.0	229672	o	2.0	-0.27	1.89×10^{10}	0.143
441.279	0	e	2.0	226614	o	1.0	-1.82	5.18×10^{08}	0.003
443.028	24721	e	2.0	250440	o	1.0	-1.29	1.77×10^{09}	-0.024
449.050	24721	e	2.0	247413	o	1.0	-0.95	3.67×10^{09}	0.053
449.261	0	e	2.0	222588	o	3.0	-1.93	3.87×10^{08}	-0.001
450.369	16429	e	1.0	238469	o	2.0	-0.68	6.82×10^{09}	0.506
451.976	0	e	2.0	221251	o	1.0	-3.24	1.88×10^{07}	0.000
454.644	11302	e	0.0	231254	o	1.0	-2.01	3.17×10^{08}	0.009
455.311	0	e	2.0	219630	o	2.0	-0.99	3.32×10^{09}	-0.010
457.846	0	e	2.0	218414	o	1.0	-0.49	1.03×10^{10}	-0.050
464.442	11302	e	0.0	226614	o	1.0	-0.85	4.44×10^{09}	0.027
465.495	16429	e	1.0	231254	o	1.0	-0.01	3.02×10^{10}	0.636
465.635	16429	e	1.0	231189	o	2.0	-0.06	2.68×10^{10}	-0.210
466.646	0	e	2.0	214295	o	2.0	-0.09	2.50×10^{10}	-0.087
467.839	24721	e	2.0	238469	o	2.0	0.37	7.06×10^{10}	-0.670
468.950	16429	e	1.0	229672	o	2.0	0.07	3.58×10^{10}	0.402
469.497	0	e	2.0	212994	o	1.0	0.43	8.20×10^{10}	-0.402
470.779	51181	e	0.0	263594	o	1.0	0.03	3.25×10^{10}	0.728
472.628	0	e	2.0	211583	o	2.0	-1.28	1.58×10^{09}	0.022
472.927	0	e	2.0	211449	o	3.0	0.90	2.37×10^{11}	-0.588
473.683	24721	e	2.0	235832	o	3.0	-1.90	3.73×10^{08}	-0.013
475.771	16429	e	1.0	226614	o	1.0	0.30	5.86×10^{10}	0.493
476.307	11302	e	0.0	221251	o	1.0	0.48	8.86×10^{10}	-0.488
477.749	24721	e	2.0	234035	o	3.0	1.04	3.24×10^{11}	-0.573
477.932	0	e	2.0	209235	o	1.0	0.14	4.03×10^{10}	0.192
479.348	16429	e	1.0	225046	o	0.0	0.18	4.35×10^{10}	-0.528
479.718	0	e	2.0	208456	o	2.0	0.79	1.77×10^{11}	-0.551
482.831	11302	e	0.0	218414	o	1.0	0.04	3.15×10^{10}	-0.395
484.183	24721	e	2.0	231254	o	1.0	-1.14	2.04×10^{09}	0.141
484.334	24721	e	2.0	231189	o	2.0	0.53	9.54×10^{10}	0.428
487.922	24721	e	2.0	229672	o	2.0	-0.61	6.94×10^{09}	-0.062
488.230	16429	e	1.0	221251	o	1.0	-0.58	7.42×10^{09}	-0.076
489.041	0	e	2.0	204482	o	3.0	-0.27	1.51×10^{10}	0.043
490.745	0	e	2.0	203772	o	2.0	-0.68	5.75×10^{09}	0.120
490.961	0	e	2.0	203682	o	3.0	0.35	6.19×10^{10}	-0.361
492.124	16429	e	1.0	219630	o	2.0	0.64	1.21×10^{11}	-0.550

Table 1. continued.

Wavelength / Å	Lower level			Upper level			log gf	gA	CF
	Energy / cm ⁻¹	Parity	j	Energy / cm ⁻¹	Parity	j			
495.087	16429	e	1.0	218414	o	1.0	-0.03	2.55×10^{10}	0.295
495.310	24721	e	2.0	226614	o	1.0	0.29	5.33×10^{10}	-0.370
495.805	11302	e	0.0	212994	o	1.0	-0.89	3.53×10^{09}	0.034
500.609	0	e	2.0	199757	o	2.0	-1.33	1.24×10^{09}	-0.007
501.859	51181	e	0.0	250440	o	1.0	0.38	6.37×10^{10}	0.428
505.389	24721	e	2.0	222588	o	3.0	-1.23	1.52×10^{09}	0.004
505.392	16429	e	1.0	214295	o	2.0	-0.39	1.07×10^{10}	-0.086
506.776	0	e	2.0	197326	o	1.0	-0.38	1.09×10^{10}	0.084
508.738	16429	e	1.0	212994	o	1.0	-0.32	1.23×10^{10}	-0.145
508.828	24721	e	2.0	221251	o	1.0	-0.18	1.72×10^{10}	-0.281
509.601	51181	e	0.0	247413	o	1.0	0.11	3.32×10^{10}	0.281
512.416	16429	e	1.0	211583	o	2.0	-2.18	1.67×10^{08}	-0.005
513.058	24721	e	2.0	219630	o	2.0	0.08	3.04×10^{10}	-0.184
514.456	0	e	2.0	194380	o	2.0	-0.74	4.61×10^{09}	-0.047
516.280	24721	e	2.0	218414	o	1.0	-0.23	1.46×10^{10}	0.135
518.657	16429	e	1.0	209235	o	1.0	-3.25	1.40×10^{07}	0.000
520.760	16429	e	1.0	208456	o	2.0	-0.96	2.67×10^{09}	0.016
527.496	24721	e	2.0	214295	o	2.0	-1.04	2.20×10^{09}	-0.017
528.095	0	e	2.0	189360	o	1.0	-2.12	1.83×10^{08}	-0.007
531.142	24721	e	2.0	212994	o	1.0	-0.27	1.27×10^{10}	-0.091
533.781	16429	e	1.0	203772	o	2.0	-0.41	9.07×10^{09}	-0.498
535.153	24721	e	2.0	211583	o	2.0	-1.35	1.04×10^{09}	-0.041
535.537	24721	e	2.0	211449	o	3.0	-0.70	4.66×10^{09}	-0.023
537.565	11302	e	0.0	197326	o	1.0	-1.48	7.59×10^{08}	0.010
541.963	24721	e	2.0	209235	o	1.0	-0.49	7.30×10^{09}	-0.201
544.261	24721	e	2.0	208456	o	2.0	-0.50	7.07×10^{09}	0.102
545.472	16429	e	1.0	199757	o	2.0	-0.47	7.60×10^{09}	0.037
550.224	16429	e	1.0	198173	o	0.0	-1.04	2.00×10^{09}	-0.059
552.802	16429	e	1.0	197326	o	1.0	-0.61	5.39×10^{09}	-0.064
552.858	0	e	2.0	180878	o	3.0	-0.69	4.50×10^{09}	0.070
555.329	51181	e	0.0	231254	o	1.0	-2.56	5.91×10^{07}	-0.005
556.293	24721	e	2.0	204482	o	3.0	-2.17	1.47×10^{08}	-0.001
558.499	24721	e	2.0	203772	o	2.0	-0.81	3.34×10^{09}	0.102
558.779	24721	e	2.0	203682	o	3.0	-0.28	1.13×10^{10}	0.171
559.210	0	e	2.0	178824	o	3.0	-0.97	2.28×10^{09}	0.035
561.614	11302	e	0.0	189360	o	1.0	-0.53	6.23×10^{09}	0.072
561.953	16429	e	1.0	194380	o	2.0	-1.15	1.51×10^{09}	0.040
565.537	130401	o	2.0	307224	e	2.0	-2.39	8.52×10^{07}	0.007
566.134	0	e	2.0	176637	o	2.0	-1.22	1.27×10^{09}	0.047
569.404	138916	o	1.0	314539	e	0.0	-2.32	9.83×10^{07}	0.012
570.017	51181	e	0.0	226614	o	1.0	-1.29	1.07×10^{09}	-0.017
571.310	24721	e	2.0	199757	o	2.0	-3.48	6.74×10^{06}	0.000
571.370	130401	o	2.0	305419	e	1.0	-2.61	4.98×10^{07}	-0.011
572.685	0	e	2.0	174616	o	1.0	-1.77	3.49×10^{08}	-0.027
576.580	0	e	2.0	173437	o	3.0	-1.11	1.56×10^{09}	-0.012
577.022	130401	o	2.0	303705	e	3.0	-2.42	7.65×10^{07}	0.011
578.266	16429	e	1.0	189360	o	1.0	-2.16	1.38×10^{08}	0.002
578.458	130401	o	2.0	303275	e	2.0	-2.64	4.55×10^{07}	-0.009
579.356	24721	e	2.0	197326	o	1.0	-1.40	7.84×10^{08}	0.020
587.993	51181	e	0.0	221251	o	1.0	-1.37	8.19×10^{08}	-0.010
589.416	24721	e	2.0	194380	o	2.0	-1.02	1.83×10^{09}	-0.018
590.608	130401	o	2.0	299718	e	1.0	-1.88	2.55×10^{08}	0.018
594.149	138916	o	1.0	307224	e	2.0	-2.34	8.59×10^{07}	0.010
597.967	51181	e	0.0	218414	o	1.0	-2.97	2.01×10^{07}	0.001
601.399	0	e	2.0	166279	o	2.0	-0.99	1.90×10^{09}	0.044

Table 1. continued.

Wavelength / Å	Lower level			Upper level			log gf	gA	CF
	Energy / cm ⁻¹	Parity	j	Energy / cm ⁻¹	Parity	j			
607.388	24721	e	2.0	189360	o	1.0	-1.45	6.46×10^{08}	-0.052
608.427	138916	o	1.0	303275	e	2.0	-2.75	3.19×10^{07}	0.005
612.317	11302	e	0.0	174616	o	1.0	-1.67	3.87×10^{08}	-0.007
612.545	0	e	2.0	163253	o	1.0	-1.66	3.87×10^{08}	0.010
615.881	130401	o	2.0	292770	e	2.0	-2.66	3.84×10^{07}	0.008
617.298	130401	o	2.0	292398	e	1.0	-1.61	4.30×10^{08}	-0.087
617.996	51181	e	0.0	212994	o	1.0	-3.24	1.02×10^{07}	0.000
621.883	138916	o	1.0	299718	e	1.0	-2.13	1.29×10^{08}	-0.010
622.965	0	e	2.0	160523	o	1.0	-1.47	5.85×10^{08}	0.051
624.191	16429	e	1.0	176637	o	2.0	-3.78	2.85×10^{06}	0.000
626.983	0	e	2.0	159494	o	2.0	-1.33	8.03×10^{08}	0.051
627.050	0	e	2.0	159477	o	3.0	-1.37	7.23×10^{08}	0.022
632.164	16429	e	1.0	174616	o	1.0	-2.22	1.03×10^{08}	-0.002
632.694	51181	e	0.0	209235	o	1.0	-3.74	3.04×10^{06}	0.000
634.972	147932	o	0.0	305419	e	1.0	-3.72	3.15×10^{06}	0.001
635.323	130401	o	2.0	287802	e	1.0	-2.77	2.78×10^{07}	0.035
638.145	130401	o	2.0	287106	e	2.0	-1.74	2.99×10^{08}	-0.072
640.378	24721	e	2.0	180878	o	3.0	-1.72	3.10×10^{08}	0.013
648.916	24721	e	2.0	178824	o	3.0	-2.22	9.47×10^{07}	0.007
649.284	160523	o	1.0	314539	e	0.0	-2.75	2.83×10^{07}	-0.012
649.967	138916	o	1.0	292770	e	2.0	-3.96	1.72×10^{06}	0.000
652.827	138916	o	1.0	292096	e	0.0	-1.82	2.37×10^{08}	-0.055
658.105	11302	e	0.0	163253	o	1.0	-2.17	1.04×10^{08}	0.005
658.821	147932	o	0.0	299718	e	1.0	-1.80	2.42×10^{08}	-0.033
660.566	130401	o	2.0	281787	e	1.0	-1.47	5.15×10^{08}	0.104
661.004	163253	o	1.0	314539	e	0.0	-1.74	2.78×10^{08}	0.043
670.148	11302	e	0.0	160523	o	1.0	-2.08	1.23×10^{08}	-0.014
674.813	138916	o	1.0	287106	e	2.0	-3.49	4.71×10^{06}	0.001
676.532	130401	o	2.0	278214	e	3.0	-1.72	2.80×10^{08}	0.074
676.831	159477	o	3.0	307224	e	2.0	-3.02	1.42×10^{07}	-0.001
676.909	159494	o	2.0	307224	e	2.0	-3.40	5.81×10^{06}	0.000
677.356	130401	o	2.0	278034	e	2.0	-1.17	9.96×10^{08}	-0.097
681.086	16429	e	1.0	163253	o	1.0	-3.01	1.41×10^{07}	-0.003
681.656	160523	o	1.0	307224	e	2.0	-3.36	6.37×10^{06}	-0.001
684.251	51181	e	0.0	197326	o	1.0	-2.97	1.53×10^{07}	0.001
685.283	159494	o	2.0	305419	e	1.0	-3.94	1.64×10^{06}	0.000
687.672	130401	o	2.0	275819	e	1.0	-2.15	9.88×10^{07}	-0.082
687.718	160011	o	0.0	305419	e	1.0	-3.48	4.66×10^{06}	-0.003
690.148	160523	o	1.0	305419	e	1.0	-3.30	7.12×10^{06}	0.002
692.206	147932	o	0.0	292398	e	1.0	-2.63	3.27×10^{07}	0.015
693.348	159477	o	3.0	303705	e	3.0	-2.97	1.49×10^{07}	0.001
693.429	159494	o	2.0	303705	e	3.0	-3.20	8.76×10^{06}	-0.002
693.993	16429	e	1.0	160523	o	1.0	-1.86	1.89×10^{08}	0.029
694.585	163253	o	1.0	307224	e	2.0	-3.20	8.74×10^{06}	0.002
694.759	130401	o	2.0	274336	e	3.0	-1.96	1.52×10^{08}	-0.072
695.422	159477	o	3.0	303275	e	2.0	-3.08	1.15×10^{07}	-0.001
695.504	159494	o	2.0	303275	e	2.0	-3.60	3.47×10^{06}	0.000
696.468	16429	e	1.0	160011	o	0.0	-1.90	1.74×10^{08}	0.045
698.983	16429	e	1.0	159494	o	2.0	-3.52	4.09×10^{06}	0.000
699.832	160813	o	4.0	303705	e	3.0	-3.38	5.62×10^{06}	0.000
699.935	138916	o	1.0	281787	e	1.0	-1.76	2.37×10^{08}	-0.050
700.516	160523	o	1.0	303275	e	2.0	-2.82	2.07×10^{07}	0.004
703.404	163253	o	1.0	305419	e	1.0	-2.32	6.48×10^{07}	-0.009
703.770	130401	o	2.0	272493	e	3.0	-3.05	1.20×10^{07}	-0.014
706.422	24721	e	2.0	166279	o	2.0	-2.29	6.87×10^{07}	-0.004

Table 1. continued.

Wavelength / Å	Lower level			Upper level			log gf	gA	CF
	Energy / cm^{-1}	Parity	j	Energy / cm^{-1}	Parity	j			
709.495	166279	o	2.0	307224	e	2.0	-2.86	1.83×10^{07}	-0.001
709.591	130401	o	2.0	271328	e	2.0	-1.32	6.43×10^{08}	-0.120
713.143	159494	o	2.0	299718	e	1.0	-2.13	9.67×10^{07}	0.006
714.178	163253	o	1.0	303275	e	2.0	-1.64	2.99×10^{08}	-0.046
714.951	147932	o	0.0	287802	e	1.0	-3.09	1.06×10^{07}	-0.008
715.781	160011	o	0.0	299718	e	1.0	-2.33	6.18×10^{07}	0.006
718.414	160523	o	1.0	299718	e	1.0	-1.82	2.00×10^{08}	0.012
718.700	166279	o	2.0	305419	e	1.0	-2.98	1.34×10^{07}	0.001
718.815	138916	o	1.0	278034	e	2.0	-1.20	8.25×10^{08}	-0.148
719.858	0	e	2.0	138916	o	1.0	-1.04	1.17×10^{09}	-0.034
721.850	24721	e	2.0	163253	o	1.0	-0.76	2.21×10^{09}	0.033
722.625	130401	o	2.0	268786	e	2.0	-2.59	3.27×10^{07}	0.015
723.697	51181	e	0.0	189360	o	1.0	-2.63	2.98×10^{07}	-0.001
725.965	138916	o	1.0	276664	e	0.0	-1.68	2.62×10^{08}	0.097
727.665	166279	o	2.0	303705	e	3.0	-3.36	5.51×10^{06}	0.001
729.950	166279	o	2.0	303275	e	2.0	-2.60	3.08×10^{07}	0.002
730.444	138916	o	1.0	275819	e	1.0	-2.97	1.34×10^{07}	-0.004
732.472	130401	o	2.0	266925	e	1.0	-2.37	5.24×10^{07}	-0.028
732.789	163253	o	1.0	299718	e	1.0	-2.12	9.53×10^{07}	-0.016
736.365	24721	e	2.0	160523	o	1.0	-2.12	9.25×10^{07}	-0.016
741.986	24721	e	2.0	159494	o	2.0	-3.26	6.70×10^{06}	-0.001
742.079	24721	e	2.0	159477	o	3.0	-3.61	2.99×10^{06}	0.000
747.078	147932	o	0.0	281787	e	1.0	-1.70	2.38×10^{08}	-0.095
749.404	166279	o	2.0	299718	e	1.0	-2.57	3.24×10^{07}	0.003
750.225	159477	o	3.0	292770	e	2.0	-2.71	2.31×10^{07}	-0.002
754.101	174616	o	1.0	307224	e	2.0	-3.62	2.80×10^{06}	0.001
755.223	138916	o	1.0	271328	e	2.0	-3.13	8.64×10^{06}	-0.002
755.363	160011	o	0.0	292398	e	1.0	-3.40	4.68×10^{06}	-0.004
756.157	160523	o	1.0	292770	e	2.0	-2.78	1.96×10^{07}	-0.011
760.440	16429	e	1.0	147932	o	0.0	-1.33	5.37×10^{08}	-0.030
764.507	174616	o	1.0	305419	e	1.0	-2.21	7.01×10^{07}	0.007
765.769	176637	o	2.0	307224	e	2.0	-3.06	1.00×10^{07}	-0.001
766.864	0	e	2.0	130401	o	2.0	-0.76	1.96×10^{09}	-0.033
767.647	173437	o	3.0	303705	e	3.0	-1.90	1.40×10^{08}	-0.014
770.005	138916	o	1.0	268786	e	2.0	-2.48	3.70×10^{07}	-0.018
770.191	173437	o	3.0	303275	e	2.0	-3.74	2.01×10^{06}	0.000
772.100	163253	o	1.0	292770	e	2.0	-2.50	3.58×10^{07}	0.019
773.126	130401	o	2.0	259746	e	2.0	-2.16	7.69×10^{07}	0.040
774.329	163253	o	1.0	292398	e	1.0	-2.85	1.58×10^{07}	0.007
776.140	163253	o	1.0	292096	e	0.0	-2.56	3.05×10^{07}	0.008
776.502	176637	o	2.0	305419	e	1.0	-2.67	2.34×10^{07}	0.002
777.251	174616	o	1.0	303275	e	2.0	-2.28	5.68×10^{07}	-0.018
778.813	178824	o	3.0	307224	e	2.0	-3.31	5.36×10^{06}	0.000
779.377	159494	o	2.0	287802	e	1.0	-3.32	5.27×10^{06}	-0.001
781.195	138916	o	1.0	266925	e	1.0	-1.77	1.86×10^{08}	-0.050
781.937	147932	o	0.0	275819	e	1.0	-2.40	4.36×10^{07}	-0.034
782.529	160011	o	0.0	287802	e	1.0	-3.03	1.02×10^{07}	-0.017
783.524	159477	o	3.0	287106	e	2.0	-2.51	3.33×10^{07}	-0.006
783.611	11302	e	0.0	138916	o	1.0	-1.39	4.44×10^{08}	0.024
783.628	159494	o	2.0	287106	e	2.0	-3.05	9.80×10^{06}	-0.003
785.676	160523	o	1.0	287802	e	1.0	-3.21	6.70×10^{06}	0.004
786.920	178342	o	0.0	305419	e	1.0	-2.09	8.74×10^{07}	-0.035
786.979	176637	o	2.0	303705	e	3.0	-2.38	4.43×10^{07}	0.018
789.652	176637	o	2.0	303275	e	2.0	-2.34	4.88×10^{07}	0.006
789.997	160523	o	1.0	287106	e	2.0	-2.17	7.19×10^{07}	0.042

Table 1. continued.

Wavelength / Å	Lower level			Upper level			log <i>gf</i>	<i>gA</i>	CF
	Energy / cm ⁻¹	Parity	<i>j</i>	Energy / cm ⁻¹	Parity	<i>j</i>			
790.568	166279	o	2.0	292770	e	2.0	-2.25	6.02 × 10 ⁰⁷	0.008
791.477	180878	o	3.0	307224	e	2.0	-2.07	9.16 × 10 ⁰⁷	-0.006
792.905	166279	o	2.0	292398	e	1.0	-3.76	1.83 × 10 ⁰⁶	0.000
796.933	130401	o	2.0	255882	e	1.0	-1.67	2.25 × 10 ⁰⁸	0.117
799.346	174616	o	1.0	299718	e	1.0	-2.90	1.31 × 10 ⁰⁷	-0.003
800.762	178824	o	3.0	303705	e	3.0	-2.10	8.14 × 10 ⁰⁷	0.010
802.902	163253	o	1.0	287802	e	1.0	-3.12	7.89 × 10 ⁰⁶	0.003
803.530	178824	o	3.0	303275	e	2.0	-1.87	1.39 × 10 ⁰⁸	-0.012
807.415	163253	o	1.0	287106	e	2.0	-1.15	7.25 × 10 ⁰⁸	-0.151
810.141	51181	e	0.0	174616	o	1.0	-3.86	1.41 × 10 ⁰⁶	0.000
812.468	176637	o	2.0	299718	e	1.0	-3.67	2.17 × 10 ⁰⁶	0.000
814.156	180878	o	3.0	303705	e	3.0	-2.35	4.51 × 10 ⁰⁷	-0.007
816.412	16429	e	1.0	138916	o	1.0	-1.43	3.76 × 10 ⁰⁸	-0.032
817.017	180878	o	3.0	303275	e	2.0	-2.06	8.58 × 10 ⁰⁷	-0.004
817.428	181370	o	4.0	303705	e	3.0	-1.79	1.62 × 10 ⁰⁸	0.005
817.710	159494	o	2.0	281787	e	1.0	-2.61	2.43 × 10 ⁰⁷	-0.005
824.647	160523	o	1.0	281787	e	1.0	-2.92	1.17 × 10 ⁰⁷	-0.004
827.608	138916	o	1.0	259746	e	2.0	-2.96	1.06 × 10 ⁰⁷	0.009
827.633	166279	o	2.0	287106	e	2.0	-3.26	5.37 × 10 ⁰⁶	0.001
835.240	130401	o	2.0	250127	e	2.0	-1.62	2.30 × 10 ⁰⁸	-0.117
836.583	130401	o	2.0	249935	e	1.0	-3.06	8.28 × 10 ⁰⁶	-0.009
837.986	173437	o	3.0	292770	e	2.0	-2.69	1.95 × 10 ⁰⁷	-0.002
839.089	159477	o	3.0	278654	e	4.0	-2.15	6.65 × 10 ⁰⁷	-0.035
839.194	184543	o	4.0	303705	e	3.0	-1.45	3.34 × 10 ⁰⁸	-0.030
840.383	147932	o	0.0	266925	e	1.0	-2.15	6.65 × 10 ⁰⁷	0.043
842.197	159477	o	3.0	278214	e	3.0	-1.96	1.05 × 10 ⁰⁸	0.034
842.318	159494	o	2.0	278214	e	3.0	-2.64	2.16 × 10 ⁰⁷	-0.019
843.475	159477	o	3.0	278034	e	2.0	-2.48	3.10 × 10 ⁰⁷	0.005
843.596	159494	o	2.0	278034	e	2.0	-3.58	2.48 × 10 ⁰⁶	0.001
843.645	163253	o	1.0	281787	e	1.0	-2.06	8.12 × 10 ⁰⁷	0.025
846.351	174616	o	1.0	292770	e	2.0	-2.35	4.16 × 10 ⁰⁷	-0.021
848.604	160813	o	4.0	278654	e	4.0	-1.86	1.28 × 10 ⁰⁸	0.141
849.030	174616	o	1.0	292398	e	1.0	-3.57	2.48 × 10 ⁰⁶	-0.001
850.981	160523	o	1.0	278034	e	2.0	-2.33	4.33 × 10 ⁰⁷	0.028
851.207	174616	o	1.0	292096	e	0.0	-2.66	1.98 × 10 ⁰⁷	0.007
851.784	160813	o	4.0	278214	e	3.0	-2.87	1.23 × 10 ⁰⁷	-0.007
854.949	138916	o	1.0	255882	e	1.0	-2.91	1.12 × 10 ⁰⁷	-0.005
859.657	159494	o	2.0	275819	e	1.0	-1.80	1.42 × 10 ⁰⁸	0.030
861.020	160523	o	1.0	276664	e	0.0	-2.85	1.28 × 10 ⁰⁷	-0.020
861.077	176637	o	2.0	292770	e	2.0	-2.27	4.86 × 10 ⁰⁷	0.012
861.629	189360	o	1.0	305419	e	1.0	-3.41	3.49 × 10 ⁰⁶	0.000
862.688	187788	o	4.0	303705	e	3.0	-2.27	4.82 × 10 ⁰⁷	-0.003
863.494	160011	o	0.0	275819	e	1.0	-3.57	2.40 × 10 ⁰⁶	0.003
863.850	176637	o	2.0	292398	e	1.0	-2.16	6.12 × 10 ⁰⁷	-0.024
865.743	166279	o	2.0	281787	e	1.0	-2.75	1.58 × 10 ⁰⁷	0.002
867.328	160523	o	1.0	275819	e	1.0	-3.51	2.77 × 10 ⁰⁶	-0.001
870.632	159477	o	3.0	274336	e	3.0	-2.59	2.26 × 10 ⁰⁷	0.006
870.761	159494	o	2.0	274336	e	3.0	-2.49	2.86 × 10 ⁰⁷	-0.022
875.689	24721	e	2.0	138916	o	1.0	-1.80	1.37 × 10 ⁰⁸	-0.010
876.762	178342	o	0.0	292398	e	1.0	-2.38	3.57 × 10 ⁰⁷	0.029
877.407	16429	e	1.0	130401	o	2.0	-1.08	7.13 × 10 ⁰⁸	0.042
877.604	178824	o	3.0	292770	e	2.0	-1.46	3.00 × 10 ⁰⁸	-0.036
877.851	189360	o	1.0	303275	e	2.0	-2.82	1.30 × 10 ⁰⁷	0.003
879.748	173437	o	3.0	287106	e	2.0	-1.92	1.03 × 10 ⁰⁸	-0.013
880.880	160813	o	4.0	274336	e	3.0	-2.32	4.07 × 10 ⁰⁷	0.009

Table 1. continued.

Wavelength / Å	Lower level			Upper level			log gf	gA	CF
	Energy / cm ⁻¹	Parity	j	Energy / cm ⁻¹	Parity	j			
881.752	163253	o	1.0	276664	e	0.0	-3.86	1.20×10^{06}	0.001
883.505	174616	o	1.0	287802	e	1.0	-1.37	3.58×10^{08}	-0.153
884.830	159477	o	3.0	272493	e	3.0	-2.84	1.23×10^{07}	0.002
884.963	159494	o	2.0	272493	e	3.0	-2.26	4.68×10^{07}	-0.019
886.176	194380	o	2.0	307224	e	2.0	-2.58	2.23×10^{07}	0.002
888.368	163253	o	1.0	275819	e	1.0	-1.02	7.95×10^{08}	0.182
888.972	174616	o	1.0	287106	e	2.0	-2.79	1.37×10^{07}	0.011
892.278	51181	e	0.0	163253	o	1.0	-1.89	1.09×10^{08}	0.009
893.718	180878	o	3.0	292770	e	2.0	-3.31	4.08×10^{06}	0.001
894.050	159477	o	3.0	271328	e	2.0	-3.50	2.66×10^{06}	0.000
894.186	159494	o	2.0	271328	e	2.0	-1.46	2.93×10^{08}	0.042
894.813	166279	o	2.0	278034	e	2.0	-1.47	2.82×10^{08}	0.042
895.417	160813	o	4.0	272493	e	3.0	-1.80	1.32×10^{08}	-0.009
899.192	138916	o	1.0	250127	e	2.0	-2.21	5.08×10^{07}	-0.043
899.564	176637	o	2.0	287802	e	1.0	-1.73	1.54×10^{08}	-0.029
900.582	194380	o	2.0	305419	e	1.0	-1.65	1.86×10^{08}	-0.012
900.748	138916	o	1.0	249935	e	1.0	-1.44	2.99×10^{08}	-0.220
902.487	160523	o	1.0	271328	e	2.0	-2.87	1.12×10^{07}	0.006
905.232	176637	o	2.0	287106	e	2.0	-2.45	2.87×10^{07}	-0.009
906.139	189360	o	1.0	299718	e	1.0	-2.75	1.46×10^{07}	0.003
909.931	197326	o	1.0	307224	e	2.0	-2.26	4.43×10^{07}	0.006
912.905	166279	o	2.0	275819	e	1.0	-1.61	1.93×10^{08}	-0.024
913.575	178342	o	0.0	287802	e	1.0	-1.57	2.15×10^{08}	-0.179
914.562	51181	e	0.0	160523	o	1.0	-2.61	1.93×10^{07}	-0.008
914.705	194380	o	2.0	303705	e	3.0	-3.28	4.12×10^{06}	-0.001
914.841	159477	o	3.0	268786	e	2.0	-3.15	5.72×10^{06}	-0.001
914.983	159494	o	2.0	268786	e	2.0	-2.61	1.99×10^{07}	0.003
918.318	194380	o	2.0	303275	e	2.0	-1.43	2.91×10^{08}	0.023
923.516	178824	o	3.0	287106	e	2.0	-2.78	1.29×10^{07}	0.003
923.677	160523	o	1.0	268786	e	2.0	-3.31	3.83×10^{06}	-0.003
925.126	197326	o	1.0	305419	e	1.0	-2.81	1.21×10^{07}	0.002
925.290	163253	o	1.0	271328	e	2.0	-1.93	9.28×10^{07}	0.075
925.437	166279	o	2.0	274336	e	3.0	-1.43	2.86×10^{08}	0.117
926.351	147932	o	0.0	255882	e	1.0	-2.91	9.54×10^{06}	0.009
930.513	199757	o	2.0	307224	e	2.0	-1.47	2.64×10^{08}	-0.015
930.827	159494	o	2.0	266925	e	1.0	-3.25	4.36×10^{06}	0.001
932.437	198173	o	0.0	305419	e	1.0	-1.98	8.03×10^{07}	0.023
933.091	174616	o	1.0	281787	e	1.0	-2.36	3.27×10^{07}	-0.007
935.327	160011	o	0.0	266925	e	1.0	-3.24	4.40×10^{06}	0.003
939.827	160523	o	1.0	266925	e	1.0	-2.50	2.38×10^{07}	0.007
941.378	180878	o	3.0	287106	e	2.0	-3.82	1.13×10^{06}	0.000
941.495	166279	o	2.0	272493	e	3.0	-3.45	2.65×10^{06}	-0.001
943.852	197326	o	1.0	303275	e	2.0	-2.21	4.55×10^{07}	-0.011
946.246	24721	e	2.0	130401	o	2.0	-1.41	2.90×10^{08}	0.045
946.410	199757	o	2.0	305419	e	1.0	-2.36	3.24×10^{07}	-0.002
947.578	163253	o	1.0	268786	e	2.0	-2.13	5.57×10^{07}	-0.068
949.321	194380	o	2.0	299718	e	1.0	-2.53	2.22×10^{07}	0.003
949.635	209235	o	1.0	314539	e	0.0	-3.45	2.67×10^{06}	0.001
950.414	173437	o	3.0	278654	e	4.0	-1.64	1.71×10^{08}	-0.067
951.021	176637	o	2.0	281787	e	1.0	-1.69	1.50×10^{08}	0.033
951.940	166279	o	2.0	271328	e	2.0	-2.93	8.60×10^{06}	-0.001
954.404	173437	o	3.0	278214	e	3.0	-0.93	8.58×10^{08}	0.127
956.045	173437	o	3.0	278034	e	2.0	-1.97	7.75×10^{07}	-0.007
962.019	199757	o	2.0	303705	e	3.0	-2.02	6.86×10^{07}	0.008
964.582	163253	o	1.0	266925	e	1.0	-1.09	5.78×10^{08}	0.168

Table 1. continued.

Wavelength / Å	Lower level			Upper level			log gf	gA	CF
	Energy / cm ⁻¹	Parity	j	Energy / cm ⁻¹	Parity	j			
965.791	203682	o	3.0	307224	e	2.0	-2.60	1.84×10^{07}	0.002
966.017	199757	o	2.0	303275	e	2.0	-3.10	5.61×10^{06}	-0.001
966.628	203772	o	2.0	307224	e	2.0	-1.93	8.51×10^{07}	0.016
966.695	178342	o	0.0	281787	e	1.0	-3.64	1.61×10^{06}	-0.001
966.948	174616	o	1.0	278034	e	2.0	-2.11	5.54×10^{07}	-0.032
970.520	189360	o	1.0	292398	e	1.0	-1.55	2.01×10^{08}	-0.045
973.309	204482	o	3.0	307224	e	2.0	-1.55	2.00×10^{08}	-0.012
973.367	189360	o	1.0	292096	e	0.0	-1.30	3.56×10^{08}	-0.077
975.547	166279	o	2.0	268786	e	2.0	-1.44	2.54×10^{08}	-0.029
976.634	197326	o	1.0	299718	e	1.0	-1.10	5.58×10^{08}	-0.058
979.931	174616	o	1.0	276664	e	0.0	-1.47	2.33×10^{08}	-0.101
980.360	147932	o	0.0	249935	e	1.0	-2.07	5.87×10^{07}	-0.091
983.794	203772	o	2.0	305419	e	1.0	-1.33	3.22×10^{08}	0.046
984.471	176637	o	2.0	278214	e	3.0	-2.23	4.02×10^{07}	-0.024
984.786	198173	o	0.0	299718	e	1.0	-1.34	3.13×10^{08}	-0.064
984.790	212994	o	1.0	314539	e	0.0	-2.34	3.10×10^{07}	-0.004
986.217	176637	o	2.0	278034	e	2.0	-1.21	4.25×10^{08}	0.091
988.109	174616	o	1.0	275819	e	1.0	-1.58	1.76×10^{08}	-0.052
991.085	173437	o	3.0	274336	e	3.0	-1.33	3.15×10^{08}	-0.061
991.228	160523	o	1.0	261408	e	0.0	-2.70	1.39×10^{07}	-0.048
993.579	166279	o	2.0	266925	e	1.0	-1.29	3.44×10^{08}	0.042
997.313	159477	o	3.0	259746	e	2.0	-1.32	3.23×10^{08}	0.033
997.482	159494	o	2.0	259746	e	2.0	-1.63	1.58×10^{08}	0.029
999.774	203682	o	3.0	303705	e	3.0	-1.45	2.38×10^{08}	-0.038
1000.384	199757	o	2.0	299718	e	1.0	-2.42	2.57×10^{07}	0.003
1000.671	203772	o	2.0	303705	e	3.0	-2.27	3.54×10^{07}	-0.017
1001.701	178824	o	3.0	278654	e	4.0	-1.01	6.43×10^{08}	0.275
1004.093	203682	o	3.0	303275	e	2.0	-0.64	1.51×10^{09}	-0.105
1004.998	203772	o	2.0	303275	e	2.0	-1.36	2.84×10^{08}	-0.051
1006.134	178824	o	3.0	278214	e	3.0	-1.00	6.57×10^{08}	-0.083
1007.824	160523	o	1.0	259746	e	2.0	-1.38	2.72×10^{08}	0.219
1007.833	204482	o	3.0	303705	e	3.0	-2.40	2.58×10^{07}	-0.004
1007.958	178824	o	3.0	278034	e	2.0	-0.90	8.30×10^{08}	0.095
1008.239	176637	o	2.0	275819	e	1.0	-0.96	7.05×10^{08}	0.113
1009.525	173437	o	3.0	272493	e	3.0	-0.68	1.35×10^{09}	0.242
1012.222	204482	o	3.0	303275	e	2.0	-3.70	1.28×10^{06}	0.000
1012.471	208456	o	2.0	307224	e	2.0	-1.54	1.89×10^{08}	-0.010
1015.831	189360	o	1.0	287802	e	1.0	-3.71	1.25×10^{06}	0.000
1016.359	194380	o	2.0	292770	e	2.0	-0.79	1.04×10^{09}	-0.148
1018.804	163253	o	1.0	261408	e	0.0	-2.44	2.36×10^{07}	0.063
1020.225	194380	o	2.0	292398	e	1.0	-2.97	6.97×10^{06}	0.001
1020.519	209235	o	1.0	307224	e	2.0	-1.35	2.96×10^{08}	-0.051
1021.544	173437	o	3.0	271328	e	2.0	-0.61	1.59×10^{09}	-0.129
1022.749	180878	o	3.0	278654	e	4.0	-2.02	6.13×10^{07}	-0.039
1023.547	176637	o	2.0	274336	e	3.0	-1.46	2.18×10^{08}	0.198
1025.874	178342	o	0.0	275819	e	1.0	-1.04	5.62×10^{08}	-0.311
1027.371	180878	o	3.0	278214	e	3.0	-1.71	1.24×10^{08}	0.025
1027.918	181370	o	4.0	278654	e	4.0	-0.45	2.25×10^{09}	-0.375
1029.273	180878	o	3.0	278034	e	2.0	-1.74	1.15×10^{08}	0.020
1031.319	208456	o	2.0	305419	e	1.0	-1.00	6.22×10^{08}	0.068
1032.587	181370	o	4.0	278214	e	3.0	-1.02	6.05×10^{08}	0.053
1034.002	174616	o	1.0	271328	e	2.0	-2.76	1.07×10^{07}	0.005
1037.469	159494	o	2.0	255882	e	1.0	-2.11	4.88×10^{07}	-0.011
1039.671	209235	o	1.0	305419	e	1.0	-1.81	9.82×10^{07}	0.023
1040.316	218414	o	1.0	314539	e	0.0	-2.69	1.27×10^{07}	0.001

Table 1. continued.

Wavelength / Å	Lower level			Upper level			log gf	gA	CF
	Energy / cm ⁻¹	Parity	j	Energy / cm ⁻¹	Parity	j			
1042.249	203772	o	2.0	299718	e	1.0	-1.65	1.39×10^{08}	-0.034
1043.062	160011	o	0.0	255882	e	1.0	-1.37	2.66×10^{08}	0.258
1043.226	176637	o	2.0	272493	e	3.0	-1.07	5.16×10^{08}	0.285
1044.112	211449	o	3.0	307224	e	2.0	-1.31	3.02×10^{08}	-0.021
1045.575	211583	o	2.0	307224	e	2.0	-1.68	1.30×10^{08}	0.006
1046.984	178824	o	3.0	274336	e	3.0	-0.61	1.49×10^{09}	0.299
1047.729	197326	o	1.0	292770	e	2.0	-1.87	8.22×10^{07}	-0.025
1048.661	160523	o	1.0	255882	e	1.0	-1.14	4.41×10^{08}	0.178
1048.779	173437	o	3.0	268786	e	2.0	-0.90	7.65×10^{08}	0.056
1049.882	208456	o	2.0	303705	e	3.0	-2.83	8.89×10^{06}	-0.001
1051.758	159477	o	3.0	254556	e	3.0	-0.30	3.02×10^{09}	-0.505
1051.838	197326	o	1.0	292398	e	1.0	-2.26	3.31×10^{07}	0.007
1051.946	159494	o	2.0	254556	e	3.0	-1.23	3.58×10^{08}	-0.342
1054.645	208456	o	2.0	303275	e	2.0	-3.20	3.76×10^{06}	0.001
1055.182	197326	o	1.0	292096	e	0.0	-2.12	4.59×10^{07}	-0.015
1056.067	176637	o	2.0	271328	e	2.0	-1.36	2.65×10^{08}	-0.036
1061.230	212994	o	1.0	307224	e	2.0	-1.86	8.15×10^{07}	-0.007
1061.300	198173	o	0.0	292398	e	1.0	-2.92	7.02×10^{06}	-0.003
1061.914	174616	o	1.0	268786	e	2.0	-1.08	4.83×10^{08}	-0.216
1062.574	184543	o	4.0	278654	e	4.0	-0.42	2.25×10^{09}	0.236
1063.381	209235	o	1.0	303275	e	2.0	-1.80	9.47×10^{07}	0.035
1065.688	211583	o	2.0	305419	e	1.0	-1.37	2.53×10^{08}	-0.035
1066.751	160813	o	4.0	254556	e	3.0	0.30	1.16×10^{10}	-0.559
1067.564	184543	o	4.0	278214	e	3.0	-0.14	4.23×10^{09}	-0.267
1067.585	178824	o	3.0	272493	e	3.0	-0.45	2.08×10^{09}	0.310
1069.892	166279	o	2.0	259746	e	2.0	-0.49	1.87×10^{09}	0.359
1070.001	180878	o	3.0	274336	e	3.0	-2.33	2.74×10^{07}	-0.008
1070.415	194380	o	2.0	287802	e	1.0	-0.64	1.33×10^{09}	-0.159
1071.952	221251	o	1.0	314539	e	0.0	-2.62	1.41×10^{07}	0.002
1075.112	199757	o	2.0	292770	e	2.0	-1.46	1.99×10^{08}	0.024
1075.660	181370	o	4.0	274336	e	3.0	-1.94	6.73×10^{07}	-0.006
1076.090	214295	o	2.0	307224	e	2.0	-0.83	8.55×10^{08}	0.081
1078.451	194380	o	2.0	287106	e	2.0	-1.25	3.20×10^{08}	-0.048
1079.438	199757	o	2.0	292398	e	1.0	-0.50	1.82×10^{09}	-0.219
1079.576	163253	o	1.0	255882	e	1.0	-1.35	2.56×10^{08}	0.197
1080.129	211123	o	4.0	303705	e	3.0	0.27	1.06×10^{10}	-0.507
1081.036	178824	o	3.0	271328	e	2.0	-1.08	4.81×10^{08}	-0.041
1081.938	189360	o	1.0	281787	e	1.0	-1.56	1.56×10^{08}	-0.044
1081.956	212994	o	1.0	305419	e	1.0	-3.39	2.32×10^{06}	0.000
1083.314	174616	o	1.0	266925	e	1.0	-0.74	1.02×10^{09}	0.297
1083.944	211449	o	3.0	303705	e	3.0	-1.00	5.65×10^{08}	0.081
1085.199	176637	o	2.0	268786	e	2.0	-0.37	2.41×10^{09}	0.330
1085.521	211583	o	2.0	303705	e	3.0	-2.07	4.81×10^{07}	-0.002
1089.022	211449	o	3.0	303275	e	2.0	-1.24	3.22×10^{08}	0.032
1090.614	211583	o	2.0	303275	e	2.0	-2.87	7.53×10^{06}	0.001
1091.526	180878	o	3.0	272493	e	3.0	-2.68	1.19×10^{07}	0.002
1095.743	208456	o	2.0	299718	e	1.0	-2.08	4.73×10^{07}	0.004
1097.407	214295	o	2.0	305419	e	1.0	-0.74	1.01×10^{09}	-0.155
1097.415	181370	o	4.0	272493	e	3.0	0.17	8.27×10^{09}	-0.420
1100.523	187788	o	4.0	278654	e	4.0	-1.93	6.46×10^{07}	-0.077
1102.018	187911	o	5.0	278654	e	4.0	0.38	1.31×10^{10}	-0.542
1103.140	159477	o	3.0	250127	e	2.0	-0.01	5.45×10^{09}	-0.482
1103.347	159494	o	2.0	250127	e	2.0	-0.28	2.87×10^{09}	-0.461
1105.175	209235	o	1.0	299718	e	1.0	-1.46	1.96×10^{08}	0.053
1105.268	197326	o	1.0	287802	e	1.0	-2.38	2.25×10^{07}	0.014

Table 1. continued.

Wavelength / Å	Lower level			Upper level			log gf	gA	CF
	Energy / cm ⁻¹	Parity	j	Energy / cm ⁻¹	Parity	j			
1105.591	180878	o	3.0	271328	e	2.0	-0.03	5.21×10^{09}	-0.497
1105.691	159494	o	2.0	249935	e	1.0	-0.37	2.36×10^{09}	-0.476
1105.877	187788	o	4.0	278214	e	3.0	-0.08	4.56×10^{09}	-0.531
1107.558	176637	o	2.0	266925	e	1.0	-0.59	1.40×10^{09}	-0.263
1107.658	212994	o	1.0	303275	e	2.0	-2.37	2.25×10^{07}	-0.002
1111.582	178824	o	3.0	268786	e	2.0	-0.44	1.99×10^{09}	0.198
1112.045	160011	o	0.0	249935	e	1.0	-0.78	8.92×10^{08}	-0.491
1113.669	184543	o	4.0	274336	e	3.0	-0.28	2.83×10^{09}	0.252
1113.838	197326	o	1.0	287106	e	2.0	-2.70	1.08×10^{07}	0.005
1115.720	198173	o	0.0	287802	e	1.0	-2.80	8.31×10^{06}	0.007
1116.014	160523	o	1.0	250127	e	2.0	-0.97	5.84×10^{08}	-0.346
1116.029	166279	o	2.0	255882	e	1.0	-0.23	3.13×10^{09}	0.501
1118.412	160523	o	1.0	249935	e	1.0	-0.43	2.00×10^{09}	-0.478
1118.449	214295	o	2.0	303705	e	3.0	-1.16	3.62×10^{08}	-0.083
1122.484	203682	o	3.0	292770	e	2.0	-0.44	1.93×10^{09}	-0.188
1123.616	203772	o	2.0	292770	e	2.0	-1.86	7.35×10^{07}	-0.022
1123.857	214295	o	2.0	303275	e	2.0	-1.84	7.54×10^{07}	0.013
1125.994	218414	o	1.0	307224	e	2.0	-2.16	3.68×10^{07}	0.003
1127.724	189360	o	1.0	278034	e	2.0	-2.17	3.59×10^{07}	-0.020
1128.342	203772	o	2.0	292398	e	1.0	-0.65	1.18×10^{09}	-0.339
1128.875	178342	o	0.0	266925	e	1.0	-0.98	5.44×10^{08}	-0.445
1132.653	204482	o	3.0	292770	e	2.0	-0.05	4.63×10^{09}	-0.385
1132.799	166279	o	2.0	254556	e	3.0	-1.99	5.33×10^{07}	-0.092
1134.620	211583	o	2.0	299718	e	1.0	-1.62	1.26×10^{08}	-0.009
1135.784	199757	o	2.0	287802	e	1.0	-2.23	3.05×10^{07}	0.011
1137.006	184543	o	4.0	272493	e	3.0	-0.49	1.68×10^{09}	-0.241
1137.342	226614	o	1.0	314539	e	0.0	-2.77	8.64×10^{06}	-0.002
1137.561	180878	o	3.0	268786	e	2.0	-0.40	2.06×10^{09}	-0.162
1139.788	51181	e	0.0	138916	o	1.0	-2.20	3.23×10^{07}	0.008
1141.628	219630	o	2.0	307224	e	2.0	-1.13	3.87×10^{08}	-0.048
1144.076	194380	o	2.0	281787	e	1.0	-1.92	6.02×10^{07}	0.016
1144.835	199757	o	2.0	287106	e	2.0	-2.71	9.91×10^{06}	0.002
1145.423	189360	o	1.0	276664	e	0.0	-1.06	4.39×10^{08}	-0.183
1149.355	218414	o	1.0	305419	e	1.0	-2.48	1.68×10^{07}	-0.001
1151.094	163253	o	1.0	250127	e	2.0	-2.22	3.04×10^{07}	-0.056
1152.184	174616	o	1.0	261408	e	0.0	-0.72	9.59×10^{08}	-0.420
1153.079	212994	o	1.0	299718	e	1.0	-1.92	6.05×10^{07}	0.010
1153.645	163253	o	1.0	249935	e	1.0	-2.92	6.05×10^{06}	-0.005
1155.427	187788	o	4.0	274336	e	3.0	0.03	5.35×10^{09}	-0.457
1156.612	189360	o	1.0	275819	e	1.0	-1.06	4.32×10^{08}	-0.146
1158.617	173437	o	3.0	259746	e	2.0	-0.15	3.47×10^{09}	-0.355
1163.148	221251	o	1.0	307224	e	2.0	-2.34	2.27×10^{07}	0.009
1165.649	219630	o	2.0	305419	e	1.0	-1.33	2.28×10^{08}	0.036
1170.645	214295	o	2.0	299718	e	1.0	-0.82	7.41×10^{08}	-0.105
1174.669	174616	o	1.0	259746	e	2.0	-3.27	2.55×10^{06}	-0.004
1178.402	218414	o	1.0	303275	e	2.0	-3.03	4.50×10^{06}	0.000
1180.566	187788	o	4.0	272493	e	3.0	-2.21	2.96×10^{07}	-0.004
1181.523	222588	o	3.0	307224	e	2.0	-0.03	4.55×10^{09}	-0.364
1183.980	197326	o	1.0	281787	e	1.0	-0.92	5.64×10^{08}	0.139
1186.038	208456	o	2.0	292770	e	2.0	-3.56	1.30×10^{06}	0.000
1188.093	221251	o	1.0	305419	e	1.0	-2.03	4.39×10^{07}	-0.008
1189.418	219630	o	2.0	303705	e	3.0	-1.42	1.78×10^{08}	0.066
1190.055	203772	o	2.0	287802	e	1.0	-0.37	2.00×10^{09}	-0.364
1191.306	208456	o	2.0	292398	e	1.0	-1.77	8.08×10^{07}	0.014
1192.630	166279	o	2.0	250127	e	2.0	-2.54	1.34×10^{07}	-0.004

Table 1. continued.

Wavelength / Å	Lower level			Upper level			log gf	gA	CF
	Energy / cm ⁻¹	Parity	j	Energy / cm ⁻¹	Parity	j			
1192.832	194380	o	2.0	278214	e	3.0	-1.08	3.90×10^{08}	0.208
1195.369	166279	o	2.0	249935	e	1.0	-1.93	5.43×10^{07}	0.016
1195.396	194380	o	2.0	278034	e	2.0	-3.05	4.15×10^{06}	-0.001
1195.536	219630	o	2.0	303275	e	2.0	-2.61	1.13×10^{07}	-0.002
1195.982	198173	o	0.0	281787	e	1.0	-0.95	5.17×10^{08}	0.383
1197.097	209235	o	1.0	292770	e	2.0	-3.22	2.86×10^{06}	-0.002
1198.706	203682	o	3.0	287106	e	2.0	-0.50	1.47×10^{09}	0.345
1199.996	203772	o	2.0	287106	e	2.0	-1.13	3.40×10^{08}	0.133
1200.705	231254	o	1.0	314539	e	0.0	-3.04	4.28×10^{06}	0.001
1202.464	209235	o	1.0	292398	e	1.0	-1.98	4.93×10^{07}	0.036
1203.228	176637	o	2.0	259746	e	2.0	-2.03	4.27×10^{07}	0.019
1210.309	204482	o	3.0	287106	e	2.0	-1.11	3.53×10^{08}	-0.085
1219.066	199757	o	2.0	281787	e	1.0	-0.76	7.79×10^{08}	-0.131
1219.157	221251	o	1.0	303275	e	2.0	-3.56	1.23×10^{06}	-0.001
1219.994	189360	o	1.0	271328	e	2.0	-1.41	1.75×10^{08}	0.073
1227.905	194380	o	2.0	275819	e	1.0	-0.44	1.60×10^{09}	0.454
1229.692	211449	o	3.0	292770	e	2.0	-2.23	2.57×10^{07}	-0.005
1229.946	218414	o	1.0	299718	e	1.0	-1.54	1.28×10^{08}	-0.028
1230.521	174616	o	1.0	255882	e	1.0	-1.07	3.74×10^{08}	-0.164
1231.721	211583	o	2.0	292770	e	2.0	-3.63	1.05×10^{06}	0.000
1232.752	173437	o	3.0	254556	e	3.0	-1.85	6.19×10^{07}	0.035
1232.787	222588	o	3.0	303705	e	3.0	-0.83	6.54×10^{08}	0.164
1235.747	178824	o	3.0	259746	e	2.0	-0.89	5.56×10^{08}	0.132
1237.403	211583	o	2.0	292398	e	1.0	-2.12	3.38×10^{07}	0.005
1239.028	197326	o	1.0	278034	e	2.0	-2.28	2.28×10^{07}	-0.007
1239.360	222588	o	3.0	303275	e	2.0	-1.21	2.68×10^{08}	-0.027
1240.539	226614	o	1.0	307224	e	2.0	-1.40	1.73×10^{08}	0.056
1244.196	225046	o	0.0	305419	e	1.0	-2.48	1.44×10^{07}	-0.009
1248.623	219630	o	2.0	299718	e	1.0	-1.05	3.86×10^{08}	0.111
1250.685	194380	o	2.0	274336	e	3.0	-1.40	1.72×10^{08}	0.083
1253.505	212994	o	1.0	292770	e	2.0	-2.99	4.24×10^{06}	-0.001
1259.040	189360	o	1.0	268786	e	2.0	-2.29	2.19×10^{07}	-0.009
1259.390	212994	o	1.0	292398	e	1.0	-2.39	1.71×10^{07}	0.004
1260.309	208456	o	2.0	287802	e	1.0	-1.94	4.82×10^{07}	-0.024
1260.427	197326	o	1.0	276664	e	0.0	-0.97	4.51×10^{08}	-0.342
1261.897	176637	o	2.0	255882	e	1.0	-1.53	1.24×10^{08}	0.043
1264.187	212994	o	1.0	292096	e	0.0	-2.22	2.48×10^{07}	0.008
1267.938	180878	o	3.0	259746	e	2.0	-1.00	4.16×10^{08}	0.095
1268.955	226614	o	1.0	305419	e	1.0	-2.10	3.27×10^{07}	0.007
1271.464	208456	o	2.0	287106	e	2.0	-1.79	6.73×10^{07}	0.014
1272.804	209235	o	1.0	287802	e	1.0	-2.29	2.16×10^{07}	-0.034
1273.989	197326	o	1.0	275819	e	1.0	-1.15	2.86×10^{08}	-0.181
1274.291	214295	o	2.0	292770	e	2.0	-1.16	2.80×10^{08}	0.096
1274.411	221251	o	1.0	299718	e	1.0	-2.20	2.64×10^{07}	-0.011
1274.579	199757	o	2.0	278214	e	3.0	-2.69	8.50×10^{06}	0.003
1277.506	199757	o	2.0	278034	e	2.0	-2.27	2.22×10^{07}	-0.004
1280.193	194380	o	2.0	272493	e	3.0	-1.77	6.93×10^{07}	-0.056
1280.374	214295	o	2.0	292398	e	1.0	-0.88	5.43×10^{08}	-0.147
1281.808	203772	o	2.0	281787	e	1.0	-1.45	1.44×10^{08}	0.112
1283.379	176637	o	2.0	254556	e	3.0	-2.75	7.13×10^{06}	-0.044
1284.182	209235	o	1.0	287106	e	2.0	-1.14	3.01×10^{08}	-0.167
1287.896	198173	o	0.0	275819	e	1.0	-1.83	5.81×10^{07}	0.059
1289.236	189360	o	1.0	266925	e	1.0	-1.19	2.57×10^{08}	0.095
1289.444	229672	o	2.0	307224	e	2.0	-2.58	1.06×10^{07}	0.001
1289.642	178342	o	0.0	255882	e	1.0	-2.81	6.21×10^{06}	-0.024

Table 1. continued.

Wavelength / Å	Lower level			Upper level			log gf	gA	CF
	Energy / cm ⁻¹	Parity	j	Energy / cm ⁻¹	Parity	j			
1299.584	194380	o	2.0	271328	e	2.0	-1.40	1.59×10^{08}	0.062
1303.939	173437	o	3.0	250127	e	2.0	-1.30	1.99×10^{08}	-0.033
1304.454	226614	o	1.0	303275	e	2.0	-1.04	3.47×10^{08}	-0.128
1312.017	211583	o	2.0	287802	e	1.0	-2.49	1.27×10^{07}	0.008
1314.705	199757	o	2.0	275819	e	1.0	-1.48	1.27×10^{08}	0.050
1315.186	231189	o	2.0	307224	e	2.0	-1.21	2.41×10^{08}	-0.024
1316.306	231254	o	1.0	307224	e	2.0	-3.36	1.71×10^{06}	0.000
1320.172	229672	o	2.0	305419	e	1.0	-1.16	2.65×10^{08}	0.031
1320.442	178824	o	3.0	254556	e	3.0	-2.41	1.48×10^{07}	-0.023
1321.765	211449	o	3.0	287106	e	2.0	-0.62	9.20×10^{08}	-0.170
1324.110	211583	o	2.0	287106	e	2.0	-1.96	4.25×10^{07}	-0.011
1324.305	174616	o	1.0	250127	e	2.0	-3.22	2.28×10^{06}	0.006
1327.683	174616	o	1.0	249935	e	1.0	-2.32	1.77×10^{07}	-0.022
1333.837	203682	o	3.0	278654	e	4.0	-3.17	2.54×10^{06}	0.003
1336.763	212994	o	1.0	287802	e	1.0	-3.00	3.67×10^{06}	0.001
1339.185	225046	o	0.0	299718	e	1.0	-0.98	3.92×10^{08}	0.194
1340.853	199757	o	2.0	274336	e	3.0	-1.88	4.92×10^{07}	-0.021
1341.709	203682	o	3.0	278214	e	3.0	-0.72	7.18×10^{08}	-0.276
1343.326	203772	o	2.0	278214	e	3.0	-1.97	3.96×10^{07}	-0.078
1343.983	194380	o	2.0	268786	e	2.0	-1.75	6.62×10^{07}	-0.033
1344.874	218414	o	1.0	292770	e	2.0	-3.30	1.84×10^{06}	0.000
1344.954	203682	o	3.0	278034	e	2.0	-1.25	2.08×10^{08}	0.057
1346.578	203772	o	2.0	278034	e	2.0	-2.40	1.46×10^{07}	-0.012
1347.168	231189	o	2.0	305419	e	1.0	-0.60	9.14×10^{08}	-0.128
1348.219	204482	o	3.0	278654	e	4.0	-2.10	2.94×10^{07}	0.016
1348.343	231254	o	1.0	305419	e	1.0	-3.06	3.18×10^{06}	0.000
1349.318	212994	o	1.0	287106	e	2.0	-1.98	3.77×10^{07}	-0.011
1350.744	229672	o	2.0	303705	e	3.0	-2.81	5.64×10^{06}	0.000
1351.318	197326	o	1.0	271328	e	2.0	-1.20	2.33×10^{08}	-0.138
1351.651	218414	o	1.0	292398	e	1.0	-3.77	6.33×10^{05}	0.000
1356.263	204482	o	3.0	278214	e	3.0	-0.61	8.92×10^{08}	0.280
1357.178	218414	o	1.0	292096	e	0.0	-1.95	4.07×10^{07}	-0.016
1357.263	180878	o	3.0	254556	e	3.0	-3.84	5.23×10^{05}	0.001
1358.638	229672	o	2.0	303275	e	2.0	-1.66	7.91×10^{07}	-0.010
1359.579	204482	o	3.0	278034	e	2.0	-3.52	1.10×10^{06}	0.000
1360.428	214295	o	2.0	287802	e	1.0	-1.60	8.92×10^{07}	0.061
1363.685	208456	o	2.0	281787	e	1.0	-2.71	7.00×10^{06}	-0.001
1364.283	176637	o	2.0	249935	e	1.0	-3.11	2.77×10^{06}	0.003
1366.327	234035	o	3.0	307224	e	2.0	-2.74	6.61×10^{06}	-0.001
1366.382	181370	o	4.0	254556	e	3.0	-2.70	7.22×10^{06}	0.002
1367.237	219630	o	2.0	292770	e	2.0	-1.69	7.31×10^{07}	0.026
1367.912	226614	o	1.0	299718	e	1.0	-0.70	7.08×10^{08}	-0.251
1373.434	214295	o	2.0	287106	e	2.0	-3.51	1.08×10^{06}	0.000
1374.242	219630	o	2.0	292398	e	1.0	-0.69	7.18×10^{08}	-0.273
1374.827	199757	o	2.0	272493	e	3.0	-1.60	8.76×10^{07}	0.031
1378.326	209235	o	1.0	281787	e	1.0	-2.36	1.53×10^{07}	-0.004
1378.447	194380	o	2.0	266925	e	1.0	-1.40	1.40×10^{08}	0.058
1379.017	231189	o	2.0	303705	e	3.0	-1.24	2.00×10^{08}	0.033
1387.247	231189	o	2.0	303275	e	2.0	-0.66	7.50×10^{08}	0.116
1387.969	189360	o	1.0	261408	e	0.0	-1.14	2.53×10^{08}	0.233
1387.973	203772	o	2.0	275819	e	1.0	-1.17	2.33×10^{08}	-0.090
1388.494	231254	o	1.0	303275	e	2.0	-2.58	9.05×10^{06}	0.001
1396.771	178342	o	0.0	249935	e	1.0	-2.66	7.35×10^{06}	-0.020
1397.216	199757	o	2.0	271328	e	2.0	-0.59	8.91×10^{08}	0.180
1398.218	221251	o	1.0	292770	e	2.0	-1.83	5.07×10^{07}	0.040

Table 1. continued.

Wavelength / Å	Lower level			Upper level			log gf	gA	CF
	Energy / cm ⁻¹	Parity	j	Energy / cm ⁻¹	Parity	j			
1400.715	235832	o	3.0	307224	e	2.0	-0.80	5.37×10^{08}	-0.094
1402.454	178824	o	3.0	250127	e	2.0	-1.81	5.31×10^{07}	0.024
1405.545	221251	o	1.0	292398	e	1.0	-1.34	1.54×10^{08}	-0.069
1411.522	221251	o	1.0	292096	e	0.0	-0.66	7.42×10^{08}	-0.301
1415.350	203682	o	3.0	274336	e	3.0	-2.49	1.09×10^{07}	0.006
1417.149	203772	o	2.0	274336	e	3.0	-1.59	8.62×10^{07}	-0.162
1420.729	189360	o	1.0	259746	e	2.0	-2.73	6.14×10^{06}	-0.008
1424.428	211583	o	2.0	281787	e	1.0	-1.75	5.89×10^{07}	0.019
1424.857	222588	o	3.0	292770	e	2.0	-1.40	1.32×10^{08}	0.030
1427.617	229672	o	2.0	299718	e	1.0	-1.72	6.29×10^{07}	-0.008
1428.304	184543	o	4.0	254556	e	3.0	-1.75	5.86×10^{07}	0.069
1431.555	204482	o	3.0	274336	e	3.0	-1.09	2.62×10^{08}	-0.110
1433.527	208456	o	2.0	278214	e	3.0	-1.12	2.47×10^{08}	-0.094
1435.350	234035	o	3.0	303705	e	3.0	-1.03	2.99×10^{08}	-0.189
1436.792	197326	o	1.0	266925	e	1.0	-1.21	1.99×10^{08}	-0.114
1437.232	208456	o	2.0	278034	e	2.0	-0.40	1.31×10^{09}	0.201
1441.178	218414	o	1.0	287802	e	1.0	-1.90	4.02×10^{07}	-0.014
1444.062	180878	o	3.0	250127	e	2.0	-2.01	3.19×10^{07}	0.017
1444.269	234035	o	3.0	303275	e	2.0	-0.06	2.75×10^{09}	-0.371
1448.669	199757	o	2.0	268786	e	2.0	-1.42	1.23×10^{08}	-0.037
1453.258	203682	o	3.0	272493	e	3.0	-2.53	9.44×10^{06}	-0.005
1453.503	209235	o	1.0	278034	e	2.0	-0.68	6.83×10^{08}	-0.181
1453.643	212994	o	1.0	281787	e	1.0	-1.50	9.62×10^{07}	0.020
1454.438	238469	o	2.0	307224	e	2.0	-3.67	6.82×10^{05}	0.000
1454.505	198173	o	0.0	266925	e	1.0	-1.59	7.93×10^{07}	-0.095
1455.155	203772	o	2.0	272493	e	3.0	-2.63	7.33×10^{06}	0.014
1455.782	218414	o	1.0	287106	e	2.0	-1.33	1.48×10^{08}	0.052
1459.238	231189	o	2.0	299718	e	1.0	-1.09	2.53×10^{08}	0.061
1460.617	231254	o	1.0	299718	e	1.0	-1.72	6.09×10^{07}	-0.035
1466.889	219630	o	2.0	287802	e	1.0	-1.42	1.18×10^{08}	0.105
1470.348	204482	o	3.0	272493	e	3.0	-1.43	1.14×10^{08}	-0.080
1473.349	235832	o	3.0	303705	e	3.0	-1.01	2.95×10^{08}	0.161
1478.297	203682	o	3.0	271328	e	2.0	-2.38	1.29×10^{07}	0.004
1480.260	203772	o	2.0	271328	e	2.0	-1.78	5.10×10^{07}	-0.039
1480.810	211123	o	4.0	278654	e	4.0	-1.63	7.20×10^{07}	-0.131
1481.670	214295	o	2.0	281787	e	1.0	-1.45	1.08×10^{08}	0.040
1482.022	219630	o	2.0	287106	e	2.0	-0.85	4.25×10^{08}	-0.134
1482.747	235832	o	3.0	303275	e	2.0	-3.50	9.36×10^{05}	0.002
1483.039	209235	o	1.0	276664	e	0.0	-2.73	5.78×10^{06}	0.005
1484.486	208456	o	2.0	275819	e	1.0	-3.40	1.21×10^{06}	-0.001
1484.748	225046	o	0.0	292398	e	1.0	-1.91	3.75×10^{07}	-0.038
1487.989	211449	o	3.0	278654	e	4.0	-1.58	7.94×10^{07}	0.094
1488.791	199757	o	2.0	266925	e	1.0	-1.03	2.78×10^{08}	-0.098
1489.740	247413	o	1.0	314539	e	0.0	-1.24	1.74×10^{08}	-0.039
1490.520	211123	o	4.0	278214	e	3.0	-1.66	6.60×10^{07}	0.041
1493.652	238469	o	2.0	305419	e	1.0	-1.42	1.14×10^{08}	-0.043
1495.985	204482	o	3.0	271328	e	2.0	-3.01	2.92×10^{06}	0.001
1497.726	187788	o	4.0	254556	e	3.0	-3.10	2.35×10^{06}	-0.002
1497.793	211449	o	3.0	278214	e	3.0	-1.90	3.78×10^{07}	0.018
1500.805	211583	o	2.0	278214	e	3.0	-1.45	1.07×10^{08}	0.062
1501.837	211449	o	3.0	278034	e	2.0	-0.37	1.27×10^{09}	0.333
1501.851	209235	o	1.0	275819	e	1.0	-1.62	7.15×10^{07}	0.098
1502.609	221251	o	1.0	287802	e	1.0	-0.91	3.60×10^{08}	0.242
1503.253	189360	o	1.0	255882	e	1.0	-0.87	4.01×10^{08}	0.274
1504.866	211583	o	2.0	278034	e	2.0	-1.95	3.38×10^{07}	-0.009

Table 1. continued.

Wavelength / Å	Lower level			Upper level			log gf	gA	CF
	Energy / cm ⁻¹	Parity	j	Energy / cm ⁻¹	Parity	j			
1511.576	226614	o	1.0	292770	e	2.0	-2.70	5.74×10^{06}	0.004
1517.909	208456	o	2.0	274336	e	3.0	-1.41	1.15×10^{08}	0.048
1518.492	221251	o	1.0	287106	e	2.0	-1.50	9.11×10^{07}	-0.106
1520.143	226614	o	1.0	292398	e	1.0	-1.79	4.60×10^{07}	0.025
1527.137	226614	o	1.0	292096	e	0.0	-1.97	3.01×10^{07}	0.018
1529.836	194380	o	2.0	259746	e	2.0	-2.92	3.42×10^{06}	0.004
1532.905	238469	o	2.0	303705	e	3.0	-3.44	1.02×10^{06}	0.000
1536.018	203682	o	3.0	268786	e	2.0	-1.04	2.62×10^{08}	-0.059
1537.511	212994	o	1.0	278034	e	2.0	-0.72	5.31×10^{08}	0.154
1538.137	203772	o	2.0	268786	e	2.0	-2.08	2.39×10^{07}	-0.015
1543.081	238469	o	2.0	303275	e	2.0	-1.76	4.81×10^{07}	-0.014
1549.962	222588	o	3.0	287106	e	2.0	-0.99	2.85×10^{08}	0.080
1555.123	204482	o	3.0	268786	e	2.0	-1.34	1.27×10^{08}	0.052
1556.752	211583	o	2.0	275819	e	1.0	-3.39	1.14×10^{06}	0.001
1560.099	250440	o	1.0	314539	e	0.0	-0.75	4.89×10^{08}	-0.131
1560.503	197326	o	1.0	261408	e	0.0	-1.57	7.43×10^{07}	-0.120
1561.595	208456	o	2.0	272493	e	3.0	-2.14	2.01×10^{07}	0.008
1564.487	214295	o	2.0	278214	e	3.0	-2.49	8.90×10^{06}	-0.007
1568.901	214295	o	2.0	278034	e	2.0	-1.10	2.18×10^{08}	0.075
1570.598	212994	o	1.0	276664	e	0.0	-3.04	2.42×10^{06}	0.001
1577.964	218414	o	1.0	281787	e	1.0	-0.94	3.04×10^{08}	-0.063
1581.958	211123	o	4.0	274336	e	3.0	-3.51	8.33×10^{05}	0.000
1583.446	203772	o	2.0	266925	e	1.0	-2.59	6.87×10^{06}	-0.005
1584.816	229672	o	2.0	292770	e	2.0	-2.44	9.76×10^{06}	0.002
1590.154	211449	o	3.0	274336	e	3.0	-0.71	5.20×10^{08}	0.247
1590.543	208456	o	2.0	271328	e	2.0	-1.53	8.03×10^{07}	0.017
1591.713	212994	o	1.0	275819	e	1.0	-1.76	4.43×10^{07}	0.014
1593.549	211583	o	2.0	274336	e	3.0	-2.26	1.47×10^{07}	-0.005
1594.235	229672	o	2.0	292398	e	1.0	-1.27	1.41×10^{08}	-0.043
1602.035	197326	o	1.0	259746	e	2.0	-1.50	8.12×10^{07}	-0.104
1608.840	219630	o	2.0	281787	e	1.0	-0.79	4.09×10^{08}	0.174
1610.495	209235	o	1.0	271328	e	2.0	-2.06	2.31×10^{07}	-0.015
1623.880	231189	o	2.0	292770	e	2.0	-1.98	2.64×10^{07}	0.009
1625.379	214295	o	2.0	275819	e	1.0	-2.39	1.01×10^{07}	0.006
1625.588	231254	o	1.0	292770	e	2.0	-2.54	7.25×10^{06}	0.004
1625.950	194380	o	2.0	255882	e	1.0	-3.29	1.31×10^{06}	0.001
1629.466	211123	o	4.0	272493	e	3.0	-3.47	8.44×10^{05}	0.000
1632.677	238469	o	2.0	299718	e	1.0	-2.09	2.07×10^{07}	-0.009
1633.771	231189	o	2.0	292398	e	1.0	-1.83	3.65×10^{07}	-0.013
1634.323	226614	o	1.0	287802	e	1.0	-1.75	4.34×10^{07}	-0.037
1638.163	211449	o	3.0	272493	e	3.0	-1.66	5.45×10^{07}	-0.041
1641.767	211583	o	2.0	272493	e	3.0	-2.36	1.11×10^{07}	-0.002
1643.599	231254	o	1.0	292096	e	0.0	-1.71	4.88×10^{07}	-0.065
1650.841	189360	o	1.0	249935	e	1.0	-1.42	9.27×10^{07}	0.139
1651.910	221251	o	1.0	281787	e	1.0	-1.73	4.49×10^{07}	0.038
1653.130	226614	o	1.0	287106	e	2.0	-1.87	3.22×10^{07}	-0.033
1657.561	208456	o	2.0	268786	e	2.0	-2.14	1.77×10^{07}	-0.007
1661.792	194380	o	2.0	254556	e	3.0	-2.22	1.46×10^{07}	0.073
1665.534	214295	o	2.0	274336	e	3.0	-1.12	1.84×10^{08}	0.150
1666.953	199757	o	2.0	259746	e	2.0	-3.38	9.90×10^{05}	0.001
1670.049	211449	o	3.0	271328	e	2.0	-2.03	2.23×10^{07}	0.010
1671.916	247413	o	1.0	307224	e	2.0	-3.03	2.27×10^{06}	0.001
1673.794	211583	o	2.0	271328	e	2.0	-1.57	6.61×10^{07}	-0.013
1677.281	218414	o	1.0	278034	e	2.0	-1.56	6.59×10^{07}	0.020
1679.241	209235	o	1.0	268786	e	2.0	-1.11	1.90×10^{08}	-0.208

Table 1. continued.

Wavelength / Å	Lower level			Upper level			log gf	gA	CF
	Energy / cm^{-1}	Parity	j	Energy / cm^{-1}	Parity	j			
1702.565	234035	o	3.0	292770	e	2.0	-1.31	1.11×10^{08}	0.053
1706.954	219630	o	2.0	278214	e	3.0	-1.32	1.11×10^{08}	0.106
1707.749	197326	o	1.0	255882	e	1.0	-1.50	7.28×10^{07}	0.061
1710.299	208456	o	2.0	266925	e	1.0	-1.48	7.58×10^{07}	0.035
1712.209	219630	o	2.0	278034	e	2.0	-2.35	1.03×10^{07}	0.004
1714.278	212994	o	1.0	271328	e	2.0	-1.86	3.12×10^{07}	0.011
1716.735	218414	o	1.0	276664	e	0.0	-0.74	4.15×10^{08}	0.277
1718.278	214295	o	2.0	272493	e	3.0	-2.82	3.39×10^{06}	0.004
1720.279	229672	o	2.0	287802	e	1.0	-2.61	5.58×10^{06}	0.003
1723.945	247413	o	1.0	305419	e	1.0	-1.27	1.22×10^{08}	0.025
1732.832	198173	o	0.0	255882	e	1.0	-3.10	1.75×10^{06}	0.006
1733.391	209235	o	1.0	266925	e	1.0	-1.57	6.06×10^{07}	-0.066
1736.485	247832	o	0.0	305419	e	1.0	-2.59	5.71×10^{06}	-0.003
1741.129	229672	o	2.0	287106	e	2.0	-1.99	2.24×10^{07}	0.004
1741.993	218414	o	1.0	275819	e	1.0	-1.39	8.98×10^{07}	-0.035
1744.090	211449	o	3.0	268786	e	2.0	-1.02	2.11×10^{08}	-0.099
1748.175	211583	o	2.0	268786	e	2.0	-3.08	1.85×10^{06}	-0.001
1753.392	214295	o	2.0	271328	e	2.0	-2.53	6.57×10^{06}	0.004
1756.293	235832	o	3.0	292770	e	2.0	-0.99	2.21×10^{08}	-0.252
1761.050	250440	o	1.0	307224	e	2.0	-2.20	1.36×10^{07}	0.004
1761.075	221251	o	1.0	278034	e	2.0	-2.57	5.80×10^{06}	-0.010
1762.403	225046	o	0.0	281787	e	1.0	-1.68	4.47×10^{07}	0.091
1766.404	231189	o	2.0	287802	e	1.0	-1.28	1.11×10^{08}	-0.070
1768.425	231254	o	1.0	287802	e	1.0	-1.87	2.87×10^{07}	0.024
1779.698	219630	o	2.0	275819	e	1.0	-3.27	1.12×10^{06}	0.001
1781.715	199757	o	2.0	255882	e	1.0	-1.77	3.61×10^{07}	0.019
1783.609	222588	o	3.0	278654	e	4.0	-1.01	2.11×10^{08}	0.186
1783.669	203682	o	3.0	259746	e	2.0	-0.86	2.85×10^{08}	-0.146
1786.528	203772	o	2.0	259746	e	2.0	-3.14	1.51×10^{06}	-0.003
1788.394	231189	o	2.0	287106	e	2.0	-1.22	1.24×10^{08}	0.034
1790.129	247413	o	1.0	303275	e	2.0	-1.54	6.02×10^{07}	0.014
1790.465	231254	o	1.0	287106	e	2.0	-1.52	6.24×10^{07}	0.047
1793.806	194380	o	2.0	250127	e	2.0	-2.83	3.10×10^{06}	0.004
1797.714	222588	o	3.0	278214	e	3.0	-1.58	5.50×10^{07}	0.028
1800.008	194380	o	2.0	249935	e	1.0	-2.00	2.08×10^{07}	0.029
1803.544	222588	o	3.0	278034	e	2.0	-1.84	3.04×10^{07}	0.013
1804.621	221251	o	1.0	276664	e	0.0	-1.54	5.92×10^{07}	0.100
1806.939	211583	o	2.0	266925	e	1.0	-3.30	1.03×10^{06}	0.000
1809.483	204482	o	3.0	259746	e	2.0	-1.15	1.41×10^{08}	0.077
1818.870	250440	o	1.0	305419	e	1.0	-0.54	5.75×10^{08}	0.152
1824.844	199757	o	2.0	254556	e	3.0	-1.38	8.34×10^{07}	-0.174
1827.953	219630	o	2.0	274336	e	3.0	-1.95	2.26×10^{07}	0.026
1832.552	221251	o	1.0	275819	e	1.0	-2.50	6.15×10^{06}	0.007
1835.189	214295	o	2.0	268786	e	2.0	-2.85	2.83×10^{06}	-0.003
1841.583	238469	o	2.0	292770	e	2.0	-3.21	1.23×10^{06}	0.001
1854.211	212994	o	1.0	266925	e	1.0	-2.47	6.34×10^{06}	0.003
1854.314	238469	o	2.0	292398	e	1.0	-2.89	2.53×10^{06}	0.004
1884.300	234035	o	3.0	287106	e	2.0	-0.64	4.30×10^{08}	-0.180
1889.870	218414	o	1.0	271328	e	2.0	-1.06	1.69×10^{08}	0.058
1891.682	219630	o	2.0	272493	e	3.0	-2.14	1.34×10^{07}	-0.022
1892.699	250440	o	1.0	303275	e	2.0	-2.38	7.47×10^{06}	-0.002
1893.886	197326	o	1.0	250127	e	2.0	-1.73	3.52×10^{07}	-0.072
1900.057	214295	o	2.0	266925	e	1.0	-1.47	6.24×10^{07}	0.044
1911.841	247413	o	1.0	299718	e	1.0	-2.11	1.45×10^{07}	-0.010
1916.708	209235	o	1.0	261408	e	0.0	-1.83	2.80×10^{07}	-0.083

Table 1. continued.

Wavelength / Å	Lower level			Upper level			log gf	gA	CF
	Energy / cm ⁻¹	Parity	j	Energy / cm ⁻¹	Parity	j			
1918.826	229672	o	2.0	281787	e	1.0	-0.44	6.57×10^{08}	-0.186
1918.999	203772	o	2.0	255882	e	1.0	-3.62	4.35×10^{05}	0.001
1927.276	247832	o	0.0	299718	e	1.0	-2.27	9.80×10^{06}	-0.008
1931.927	198173	o	0.0	249935	e	1.0	-3.22	1.06×10^{06}	-0.005
1932.431	222588	o	3.0	274336	e	3.0	-0.91	2.23×10^{08}	-0.139
1934.330	219630	o	2.0	271328	e	2.0	-1.37	7.68×10^{07}	-0.053
1944.769	226614	o	1.0	278034	e	2.0	-2.02	1.67×10^{07}	-0.027
1949.683	208456	o	2.0	259746	e	2.0	-1.19	1.11×10^{08}	-0.079
1950.333	235832	o	3.0	287106	e	2.0	-0.70	3.41×10^{08}	-0.155
1962.936	263594	o	1.0	314539	e	0.0	-0.34	8.01×10^{08}	-0.429
1965.652	203682	o	3.0	254556	e	3.0	-3.16	1.20×10^{06}	0.005
1969.124	203772	o	2.0	254556	e	3.0	-2.20	1.10×10^{07}	-0.107
1969.535	225046	o	0.0	275819	e	1.0	-2.18	1.12×10^{07}	0.047
1976.390	231189	o	2.0	281787	e	1.0	-1.33	7.75×10^{07}	-0.041
1978.921	231254	o	1.0	281787	e	1.0	-0.36	7.40×10^{08}	-0.375
1979.747	209235	o	1.0	259746	e	2.0	-0.90	2.16×10^{08}	-0.304
1985.242	218414	o	1.0	268786	e	2.0	-3.09	1.40×10^{06}	0.000
1985.285	199757	o	2.0	250127	e	2.0	-1.16	1.19×10^{08}	0.103
1992.885	199757	o	2.0	249935	e	1.0	-2.26	9.18×10^{06}	-0.010
1996.929	221251	o	1.0	271328	e	2.0	-2.79	2.80×10^{06}	0.006
1997.048	204482	o	3.0	254556	e	3.0	-3.42	6.34×10^{05}	0.003
1998.010	226614	o	1.0	276664	e	0.0	-2.02	1.57×10^{07}	0.038
2003.147	222588	o	3.0	272493	e	3.0	-2.22	1.02×10^{07}	-0.012
2026.413	238469	o	2.0	287802	e	1.0	-0.78	2.71×10^{08}	-0.334
2028.638	250440	o	1.0	299718	e	1.0	-1.97	1.75×10^{07}	0.014
2031.652	226614	o	1.0	275819	e	1.0	-1.59	4.01×10^{07}	0.050
2033.706	219630	o	2.0	268786	e	2.0	-2.44	5.87×10^{06}	-0.007
2051.054	222588	o	3.0	271328	e	2.0	-3.19	1.08×10^{06}	0.001
2055.419	238469	o	2.0	287106	e	2.0	0.27	2.93×10^{09}	-0.534
2059.392	229672	o	2.0	278214	e	3.0	-1.21	9.89×10^{07}	-0.027
2060.712	218414	o	1.0	266925	e	1.0	-1.63	3.71×10^{07}	-0.017
2064.871	212994	o	1.0	261408	e	0.0	-0.83	2.26×10^{08}	-0.336
2067.049	229672	o	2.0	278034	e	2.0	-1.05	1.39×10^{08}	-0.032
2069.848	211449	o	3.0	259746	e	2.0	-0.87	2.04×10^{08}	-0.148
2075.608	211583	o	2.0	259746	e	2.0	-0.47	5.22×10^{08}	-0.226
2107.862	208456	o	2.0	255882	e	1.0	-2.77	2.56×10^{06}	-0.002
2113.710	219630	o	2.0	266925	e	1.0	-1.41	5.78×10^{07}	0.071
2125.875	231189	o	2.0	278214	e	3.0	-1.02	1.39×10^{08}	-0.117
2134.035	231189	o	2.0	278034	e	2.0	-1.98	1.51×10^{07}	-0.008
2136.987	231254	o	1.0	278034	e	2.0	-0.80	2.36×10^{08}	0.179
2138.253	212994	o	1.0	259746	e	2.0	-0.36	6.15×10^{08}	-0.356
2143.062	209235	o	1.0	255882	e	1.0	-1.22	8.94×10^{07}	0.137
2152.403	203682	o	3.0	250127	e	2.0	-1.82	2.22×10^{07}	-0.023
2156.568	203772	o	2.0	250127	e	2.0	-3.55	4.09×10^{05}	0.001
2163.926	222588	o	3.0	268786	e	2.0	-1.69	2.99×10^{07}	0.031
2165.543	203772	o	2.0	249935	e	1.0	-2.31	6.92×10^{06}	-0.020
2166.266	229672	o	2.0	275819	e	1.0	-1.03	1.32×10^{08}	0.066
2168.522	208456	o	2.0	254556	e	3.0	-0.57	3.84×10^{08}	-0.348
2170.914	261175	o	2.0	307224	e	2.0	0.12	1.88×10^{09}	-0.444
2188.716	221251	o	1.0	266925	e	1.0	-2.09	1.12×10^{07}	0.019
2190.121	204482	o	3.0	250127	e	2.0	-1.89	1.81×10^{07}	0.020
2199.480	214295	o	2.0	259746	e	2.0	-2.47	4.59×10^{06}	0.007
2201.476	231254	o	1.0	276664	e	0.0	-0.56	3.86×10^{08}	-0.416
2204.014	247413	o	1.0	292770	e	2.0	-0.01	1.36×10^{09}	-0.439
2222.281	247413	o	1.0	292398	e	1.0	-0.55	3.90×10^{08}	-0.184

Table 1. continued.

Wavelength / Å	Lower level			Upper level			log gf	gA	CF
	Energy / cm ⁻¹	Parity	j	Energy / cm ⁻¹	Parity	j			
2235.772	226614	o	1.0	271328	e	2.0	-1.99	1.37×10^{07}	0.034
2237.268	247413	o	1.0	292096	e	0.0	-0.77	2.31×10^{08}	0.184
2238.215	229672	o	2.0	274336	e	3.0	-0.54	3.84×10^{08}	0.111
2239.950	231189	o	2.0	275819	e	1.0	-1.73	2.39×10^{07}	-0.020
2240.527	234035	o	3.0	278654	e	4.0	-1.44	4.73×10^{07}	-0.232
2243.172	247832	o	0.0	292398	e	1.0	-0.17	9.01×10^{08}	-0.518
2243.202	231254	o	1.0	275819	e	1.0	-0.37	5.62×10^{08}	0.407
2256.673	211583	o	2.0	255882	e	1.0	-0.66	2.95×10^{08}	0.210
2259.494	261175	o	2.0	305419	e	1.0	-1.38	5.36×10^{07}	0.045
2262.839	234035	o	3.0	278214	e	3.0	-1.64	2.99×10^{07}	0.046
2272.087	234035	o	3.0	278034	e	2.0	-2.44	4.65×10^{06}	-0.006
2291.300	263594	o	1.0	307224	e	2.0	-0.25	7.29×10^{08}	-0.356
2301.709	211123	o	4.0	254556	e	3.0	-3.40	4.99×10^{05}	-0.001
2307.826	238469	o	2.0	281787	e	1.0	-0.51	3.84×10^{08}	-0.313
2316.962	231189	o	2.0	274336	e	3.0	-1.89	1.58×10^{07}	0.014
2319.107	211449	o	3.0	254556	e	3.0	-2.00	1.22×10^{07}	0.052
2325.203	218414	o	1.0	261408	e	0.0	-0.80	2.00×10^{08}	-0.323
2326.339	211583	o	2.0	254556	e	3.0	0.32	2.63×10^{09}	-0.540
2330.918	212994	o	1.0	255882	e	1.0	-0.53	3.54×10^{08}	0.273
2334.549	235832	o	3.0	278654	e	4.0	0.48	3.65×10^{09}	-0.562
2334.554	229672	o	2.0	272493	e	3.0	0.23	2.08×10^{09}	-0.448
2350.584	261175	o	2.0	303705	e	3.0	0.36	2.64×10^{09}	-0.534
2358.782	235832	o	3.0	278214	e	3.0	-0.03	1.12×10^{09}	-0.272
2361.652	250440	o	1.0	292770	e	2.0	-0.14	8.52×10^{08}	0.393
2368.832	235832	o	3.0	278034	e	2.0	0.08	1.41×10^{09}	-0.420
2374.606	261175	o	2.0	303275	e	2.0	-0.28	5.98×10^{08}	0.458
2382.637	250440	o	1.0	292398	e	1.0	-1.10	9.14×10^{07}	0.061
2387.087	225046	o	0.0	266925	e	1.0	-2.12	8.78×10^{06}	-0.049
2390.197	263594	o	1.0	305419	e	1.0	-0.06	1.03×10^{09}	-0.429
2399.003	208456	o	2.0	250127	e	2.0	-0.73	2.19×10^{08}	0.188
2399.872	250440	o	1.0	292096	e	0.0	-0.81	1.77×10^{08}	-0.186
2399.878	229672	o	2.0	271328	e	2.0	-0.33	5.61×10^{08}	-0.164
2403.860	214295	o	2.0	255882	e	1.0	-1.52	3.45×10^{07}	-0.051
2410.114	208456	o	2.0	249935	e	1.0	-0.99	1.20×10^{08}	-0.169
2418.669	218414	o	1.0	259746	e	2.0	-0.11	8.80×10^{08}	-0.434
2420.355	231189	o	2.0	272493	e	3.0	-0.47	3.85×10^{08}	-0.263
2444.701	209235	o	1.0	250127	e	2.0	-1.51	3.62×10^{07}	-0.143
2456.241	209235	o	1.0	249935	e	1.0	-2.08	9.61×10^{06}	0.077
2475.180	247413	o	1.0	287802	e	1.0	-0.41	4.29×10^{08}	0.368
2479.957	226614	o	1.0	266925	e	1.0	-1.94	1.20×10^{07}	0.024
2480.597	234035	o	3.0	274336	e	3.0	-1.16	7.52×10^{07}	0.118
2483.068	214295	o	2.0	254556	e	3.0	-1.12	8.22×10^{07}	0.270
2489.475	221251	o	1.0	261408	e	0.0	-1.80	1.74×10^{07}	-0.056
2490.641	231189	o	2.0	271328	e	2.0	-0.71	2.13×10^{08}	-0.149
2492.001	219630	o	2.0	259746	e	2.0	-1.60	2.67×10^{07}	-0.063
2494.662	231254	o	1.0	271328	e	2.0	-0.11	8.65×10^{08}	-0.465
2501.122	247832	o	0.0	287802	e	1.0	-0.52	3.24×10^{08}	-0.412
2515.295	238469	o	2.0	278214	e	3.0	0.07	1.27×10^{09}	-0.513
2519.390	263594	o	1.0	303275	e	2.0	0.01	1.06×10^{09}	-0.388
2526.727	238469	o	2.0	278034	e	2.0	-0.74	1.94×10^{08}	0.118
2555.856	229672	o	2.0	268786	e	2.0	-0.24	6.03×10^{08}	0.294
2584.662	211449	o	3.0	250127	e	2.0	-2.53	2.95×10^{06}	-0.004
2593.648	211583	o	2.0	250127	e	2.0	0.01	1.04×10^{09}	0.409
2593.722	261175	o	2.0	299718	e	1.0	-0.16	6.85×10^{08}	-0.408
2596.363	235832	o	3.0	274336	e	3.0	-0.07	8.36×10^{08}	0.428

Table 1. continued.

Wavelength / Å	Lower level			Upper level			log gf	gA	CF
	Energy / cm ⁻¹	Parity	j	Energy / cm ⁻¹	Parity	j			
2596.916	221251	o	1.0	259746	e	2.0	-3.16	6.76×10^{05}	-0.006
2599.482	234035	o	3.0	272493	e	3.0	-3.16	6.72×10^{05}	-0.003
2606.640	211583	o	2.0	249935	e	1.0	-0.19	6.48×10^{08}	-0.399
2659.052	231189	o	2.0	268786	e	2.0	-0.87	1.28×10^{08}	0.133
2663.636	231254	o	1.0	268786	e	2.0	-0.20	5.97×10^{08}	-0.253
2668.115	218414	o	1.0	255882	e	1.0	-0.43	3.55×10^{08}	0.288
2675.750	250440	o	1.0	287802	e	1.0	-0.83	1.34×10^{08}	-0.172
2676.566	238469	o	2.0	275819	e	1.0	-0.44	3.32×10^{08}	-0.306
2680.729	234035	o	3.0	271328	e	2.0	-2.00	9.33×10^{06}	0.022
2683.493	229672	o	2.0	266925	e	1.0	-0.33	4.31×10^{08}	0.292
2690.368	222588	o	3.0	259746	e	2.0	-3.52	2.79×10^{05}	0.001
2692.201	212994	o	1.0	250127	e	2.0	-1.08	7.61×10^{07}	-0.144
2706.202	212994	o	1.0	249935	e	1.0	-1.12	6.71×10^{07}	0.187
2726.552	250440	o	1.0	287106	e	2.0	-2.94	1.01×10^{06}	-0.004
2726.894	235832	o	3.0	272493	e	3.0	-0.54	2.54×10^{08}	0.383
2757.631	219630	o	2.0	255882	e	1.0	-2.53	2.62×10^{06}	-0.006
2767.433	263594	o	1.0	299718	e	1.0	-1.95	1.00×10^{07}	-0.028
2787.264	238469	o	2.0	274336	e	3.0	-0.04	7.90×10^{08}	-0.312
2789.979	214295	o	2.0	250127	e	2.0	-1.47	2.93×10^{07}	-0.068
2797.482	231189	o	2.0	266925	e	1.0	-1.00	8.34×10^{07}	0.107
2802.556	231254	o	1.0	266925	e	1.0	-0.71	1.63×10^{08}	-0.168
2805.017	214295	o	2.0	249935	e	1.0	-1.74	1.54×10^{07}	0.043
2816.437	235832	o	3.0	271328	e	2.0	-2.38	3.57×10^{06}	-0.003
2862.372	219630	o	2.0	254556	e	3.0	-2.06	7.10×10^{06}	-0.065
2873.257	226614	o	1.0	261408	e	0.0	-1.79	1.30×10^{07}	0.091
2876.837	234035	o	3.0	268786	e	2.0	-3.81	1.26×10^{05}	0.000
2886.681	221251	o	1.0	255882	e	1.0	-1.75	1.42×10^{07}	-0.060
2908.324	247413	o	1.0	281787	e	1.0	-1.76	1.36×10^{07}	-0.043
2938.251	238469	o	2.0	272493	e	3.0	-1.85	1.11×10^{07}	-0.008
2944.205	247832	o	0.0	281787	e	1.0	-1.76	1.30×10^{07}	0.114
3033.705	235832	o	3.0	268786	e	2.0	-0.89	9.23×10^{07}	-0.316
3042.477	238469	o	2.0	271328	e	2.0	-1.68	1.58×10^{07}	-0.022
3152.328	218414	o	1.0	250127	e	2.0	-0.82	1.05×10^{08}	-0.211
3164.132	261175	o	2.0	292770	e	2.0	-1.88	8.59×10^{06}	0.010
3171.540	218414	o	1.0	249935	e	1.0	-1.21	4.16×10^{07}	0.155
3189.206	250440	o	1.0	281787	e	1.0	-3.11	4.88×10^{05}	0.002
3201.914	261175	o	2.0	292398	e	1.0	-2.64	1.47×10^{06}	0.002
3241.985	225046	o	0.0	255882	e	1.0	-3.88	8.50×10^{04}	0.001
3264.738	247413	o	1.0	278034	e	2.0	-2.05	5.79×10^{06}	0.049
3278.045	219630	o	2.0	250127	e	2.0	-2.77	1.06×10^{06}	0.005
3297.595	238469	o	2.0	268786	e	2.0	-1.77	1.08×10^{07}	0.024
3298.825	219630	o	2.0	249935	e	1.0	-2.22	3.67×10^{06}	-0.024
3315.399	231254	o	1.0	261408	e	0.0	-1.38	2.59×10^{07}	-0.170
3324.075	229672	o	2.0	259746	e	2.0	-1.64	1.34×10^{07}	-0.028
3415.698	226614	o	1.0	255882	e	1.0	-2.30	2.79×10^{06}	0.019
3417.671	247413	o	1.0	276664	e	0.0	-3.31	2.87×10^{05}	0.002
3426.504	263594	o	1.0	292770	e	2.0	-2.37	2.46×10^{06}	-0.003
3470.855	263594	o	1.0	292398	e	1.0	-2.00	5.69×10^{06}	0.014
3485.206	221251	o	1.0	249935	e	1.0	-2.73	1.02×10^{06}	-0.013
3500.767	231189	o	2.0	259746	e	2.0	-1.93	6.15×10^{06}	-0.025
3507.547	263594	o	1.0	292096	e	0.0	-2.48	1.84×10^{06}	0.010
3513.180	238469	o	2.0	266925	e	1.0	-1.65	1.20×10^{07}	-0.026
3519.290	247413	o	1.0	275819	e	1.0	-1.55	1.51×10^{07}	-0.098
3571.965	247832	o	0.0	275819	e	1.0	-1.90	6.49×10^{06}	0.076
3622.917	250440	o	1.0	278034	e	2.0	-2.16	3.46×10^{06}	-0.032

Table 1. continued.

Wavelength / Å	Lower level			Upper level			log gf	gA	CF
	Energy / cm ⁻¹	Parity	j	Energy / cm ⁻¹	Parity	j			
3630.113	222588	o	3.0	250127	e	2.0	-3.97	5.71×10^{04}	0.000
3754.604	261175	o	2.0	287802	e	1.0	-3.55	1.28×10^{05}	-0.001
3812.219	250440	o	1.0	276664	e	0.0	-2.39	1.81×10^{06}	0.016
3814.124	229672	o	2.0	255882	e	1.0	-2.33	2.16×10^{06}	0.006
3855.399	261175	o	2.0	287106	e	2.0	-2.95	4.87×10^{05}	-0.001
3888.284	234035	o	3.0	259746	e	2.0	-3.47	1.42×10^{05}	0.001
3939.088	250440	o	1.0	275819	e	1.0	-2.00	4.08×10^{06}	0.037
4048.587	231189	o	2.0	255882	e	1.0	-2.83	5.91×10^{05}	-0.003
4059.223	231254	o	1.0	255882	e	1.0	-2.65	9.30×10^{05}	-0.003
4129.837	263594	o	1.0	287802	e	1.0	-2.91	4.82×10^{05}	-0.002
4180.438	235832	o	3.0	259746	e	2.0	-1.81	5.64×10^{06}	-0.120
4252.113	263594	o	1.0	287106	e	2.0	-2.00	3.69×10^{06}	0.037
4286.775	226614	o	1.0	249935	e	1.0	-2.94	4.02×10^{05}	0.008
4677.513	247413	o	1.0	268786	e	2.0	-2.54	9.29×10^{05}	0.015
4698.552	238469	o	2.0	259746	e	2.0	-3.85	4.17×10^{04}	0.001
4786.191	250440	o	1.0	271328	e	2.0	-2.81	4.54×10^{05}	0.006
4850.305	261175	o	2.0	281787	e	1.0	-2.44	9.65×10^{05}	0.008
4887.224	229672	o	2.0	250127	e	2.0	-2.81	4.40×10^{05}	-0.002
5123.466	247413	o	1.0	266925	e	1.0	-2.58	6.72×10^{05}	-0.012
5235.872	247832	o	0.0	266925	e	1.0	-2.46	8.31×10^{05}	-0.037
5278.947	231189	o	2.0	250127	e	2.0	-2.65	5.33×10^{05}	-0.005
5297.045	231254	o	1.0	250127	e	2.0	-2.42	9.23×10^{05}	-0.009
5333.045	231189	o	2.0	249935	e	1.0	-3.22	1.37×10^{05}	-0.002
5339.339	235832	o	3.0	254556	e	3.0	-2.62	5.46×10^{05}	-0.054
5351.515	231254	o	1.0	249935	e	1.0	-3.17	1.59×10^{05}	-0.003
5449.384	250440	o	1.0	268786	e	2.0	-3.23	1.29×10^{05}	-0.003
5495.304	263594	o	1.0	281787	e	1.0	-2.43	7.86×10^{05}	0.010
5741.177	238469	o	2.0	255882	e	1.0	-2.21	1.28×10^{06}	-0.044
5867.331	261175	o	2.0	278214	e	3.0	-2.68	4.02×10^{05}	-0.004
5929.907	261175	o	2.0	278034	e	2.0	-2.77	3.15×10^{05}	0.003
6064.331	250440	o	1.0	266925	e	1.0	-3.70	3.34×10^{04}	0.001
6212.588	234035	o	3.0	250127	e	2.0	-3.40	6.82×10^{04}	0.003
6214.596	238469	o	2.0	254556	e	3.0	-3.67	3.80×10^{04}	-0.001
6923.394	263594	o	1.0	278034	e	2.0	-2.77	2.45×10^{05}	0.010
6993.475	235832	o	3.0	250127	e	2.0	-2.69	2.77×10^{05}	-0.018
7143.440	247413	o	1.0	261408	e	0.0	-3.53	4.15×10^{04}	-0.003
7596.173	261175	o	2.0	274336	e	3.0	-2.48	3.76×10^{05}	0.006
8105.638	247413	o	1.0	259746	e	2.0	-3.52	2.97×10^{04}	0.002
8177.711	263594	o	1.0	275819	e	1.0	-2.63	2.21×10^{05}	0.010
8575.371	238469	o	2.0	250127	e	2.0	-3.28	5.11×10^{04}	-0.004
8719.042	238469	o	2.0	249935	e	1.0	-2.74	1.67×10^{05}	-0.021
9115.180	250440	o	1.0	261408	e	0.0	-3.13	5.78×10^{04}	0.009
9847.187	261175	o	2.0	271328	e	2.0	-3.13	5.28×10^{04}	0.002
10742.350	250440	o	1.0	259746	e	2.0	-3.56	1.33×10^{04}	-0.003
13136.321	261175	o	2.0	268786	e	2.0	-3.95	4.25×10^{03}	0.001
17386.253	261175	o	2.0	266925	e	1.0	-3.30	9.06×10^{03}	0.004
19258.110	263594	o	1.0	268786	e	2.0	-3.76	3.54×10^{03}	0.001
30013.728	263594	o	1.0	266925	e	1.0	-3.59	1.74×10^{03}	0.003

Table 2. Like Table 1, for Ba VI.

Wavelength / Å	Lower level			Upper level			log <i>gf</i>	<i>gA</i>	CF
	Energy / cm ⁻¹	Parity	<i>j</i>	Energy / cm ⁻¹	Parity	<i>j</i>			
343.756	0	o	1.5	290904	e	1.5	-3.19	3.61 × 10 ⁰⁷	0.001
344.677	17261	o	1.5	307387	e	0.5	-2.88	7.42 × 10 ⁰⁷	-0.003
346.542	0	o	1.5	288565	e	2.5	-1.75	9.91 × 10 ⁰⁸	0.014
365.440	17261	o	1.5	290904	e	1.5	-0.81	7.66 × 10 ⁰⁹	-0.069
368.590	17261	o	1.5	288565	e	2.5	-0.29	2.50 × 10 ¹⁰	0.608
368.689	36156	o	0.5	307387	e	0.5	-0.48	1.64 × 10 ¹⁰	-0.538
368.890	0	o	1.5	271083	e	1.5	-1.02	4.73 × 10 ⁰⁹	-0.082
373.623	0	o	1.5	267650	e	2.5	-0.04	4.37 × 10 ¹⁰	0.510
374.033	23547	o	2.5	290904	e	1.5	-0.39	1.94 × 10 ¹⁰	0.219
376.430	0	o	1.5	265654	e	0.5	-1.11	3.62 × 10 ⁰⁹	-0.097
377.333	23547	o	2.5	288565	e	2.5	-0.04	4.25 × 10 ¹⁰	-0.575
382.316	0	o	1.5	261564	e	1.5	-0.30	2.31 × 10 ¹⁰	0.354
387.949	49621	o	1.5	307387	e	0.5	-0.60	1.12 × 10 ¹⁰	0.258
388.653	0	o	1.5	257299	e	2.5	-2.21	2.72 × 10 ⁰⁸	0.001
392.545	36156	o	0.5	290904	e	1.5	-2.12	3.30 × 10 ⁰⁸	-0.009
393.976	17261	o	1.5	271083	e	1.5	-0.58	1.14 × 10 ¹⁰	0.115
399.378	17261	o	1.5	267650	e	2.5	-2.90	5.28 × 10 ⁰⁷	0.001
402.588	17261	o	1.5	265654	e	0.5	-0.02	3.93 × 10 ¹⁰	0.601
403.672	0	o	1.5	247726	e	0.5	-0.39	1.67 × 10 ¹⁰	0.343
403.982	23547	o	2.5	271083	e	1.5	0.07	4.77 × 10 ¹⁰	0.538
405.686	0	o	1.5	246496	e	1.5	-2.47	1.36 × 10 ⁰⁸	-0.001
409.327	17261	o	1.5	261564	e	1.5	-0.89	5.19 × 10 ⁰⁹	0.162
409.664	23547	o	2.5	267650	e	2.5	-0.37	1.71 × 10 ¹⁰	0.359
411.348	0	o	1.5	243103	e	2.5	-2.81	6.06 × 10 ⁰⁷	0.000
414.452	49621	o	1.5	290904	e	1.5	0.22	6.39 × 10 ¹⁰	-0.713
416.600	17261	o	1.5	257299	e	2.5	-1.11	2.96 × 10 ⁰⁹	0.007
417.512	17261	o	1.5	256775	e	1.5	-1.95	4.28 × 10 ⁰⁸	0.004
418.508	49621	o	1.5	288565	e	2.5	-0.47	1.28 × 10 ¹⁰	-0.309
420.139	23547	o	2.5	261564	e	1.5	-1.20	2.38 × 10 ⁰⁹	-0.229
422.582	0	o	1.5	236641	e	2.5	-1.32	1.80 × 10 ⁰⁹	0.007
424.055	0	o	1.5	235819	e	1.5	-3.04	3.36 × 10 ⁰⁷	0.000
425.663	36156	o	0.5	271083	e	1.5	-0.21	2.28 × 10 ¹⁰	0.667
426.778	0	o	1.5	234314	e	0.5	-1.51	1.14 × 10 ⁰⁹	-0.013
427.804	23547	o	2.5	257299	e	2.5	-0.73	6.85 × 10 ⁰⁹	0.034
427.811	17261	o	1.5	251009	e	0.5	-0.93	4.31 × 10 ⁰⁹	0.048
428.766	23547	o	2.5	256775	e	1.5	-1.45	1.29 × 10 ⁰⁹	0.062
433.905	17261	o	1.5	247726	e	0.5	-1.11	2.74 × 10 ⁰⁹	-0.068
435.734	36156	o	0.5	265654	e	0.5	-0.41	1.37 × 10 ¹⁰	-0.561
436.123	0	o	1.5	229293	e	0.5	-1.29	1.79 × 10 ⁰⁹	0.017
436.232	17261	o	1.5	246496	e	1.5	-1.50	1.10 × 10 ⁰⁹	-0.005
437.961	0	o	1.5	228331	e	2.5	0.03	3.73 × 10 ¹⁰	-0.257
442.786	17261	o	1.5	243103	e	2.5	-1.55	9.53 × 10 ⁰⁸	-0.008
443.640	36156	o	0.5	261564	e	1.5	-3.77	5.73 × 10 ⁰⁶	-0.001
446.243	0	o	1.5	224093	e	1.5	-0.24	1.95 × 10 ¹⁰	-0.129
448.533	23547	o	2.5	246496	e	1.5	-1.05	2.94 × 10 ⁰⁹	0.017
451.544	49621	o	1.5	271083	e	1.5	-0.68	6.78 × 10 ⁰⁹	-0.081
453.270	36156	o	0.5	256775	e	1.5	0.45	9.25 × 10 ¹⁰	0.440
455.464	23547	o	2.5	243103	e	2.5	-0.31	1.57 × 10 ¹⁰	0.086
455.830	17261	o	1.5	236641	e	2.5	0.62	1.34 × 10 ¹¹	-0.357
457.260	0	o	1.5	218694	e	0.5	0.34	6.98 × 10 ¹⁰	0.562
457.436	23547	o	2.5	242157	e	3.5	1.03	3.42 × 10 ¹¹	0.630
457.544	17261	o	1.5	235819	e	1.5	0.48	9.54 × 10 ¹⁰	0.409
458.655	49621	o	1.5	267650	e	2.5	-1.15	2.24 × 10 ⁰⁹	0.064
460.095	0	o	1.5	217347	e	1.5	0.55	1.12 × 10 ¹¹	0.493
460.717	17261	o	1.5	234314	e	0.5	-1.17	2.15 × 10 ⁰⁹	-0.017

Table 2. continued.

Wavelength / Å	Lower level			Upper level			log gf	gA	CF
	Energy / cm ⁻¹	Parity	j	Energy / cm ⁻¹	Parity	j			
462.893	49621	o	1.5	265654	e	0.5	-1.70	6.18×10^{08}	-0.017
465.396	0	o	1.5	214871	e	2.5	0.74	1.68×10^{11}	0.594
465.434	36156	o	0.5	251009	e	0.5	-0.91	3.79×10^{09}	0.044
469.278	23547	o	2.5	236641	e	2.5	0.50	9.68×10^{10}	-0.565
469.389	0	o	1.5	213043	e	1.5	-0.24	1.74×10^{10}	-0.174
471.095	23547	o	2.5	235819	e	1.5	-0.07	2.54×10^{10}	0.490
471.626	17261	o	1.5	229293	e	0.5	0.10	3.75×10^{10}	0.268
471.825	49621	o	1.5	261564	e	1.5	-1.12	2.29×10^{09}	0.120
472.657	36156	o	0.5	247726	e	0.5	-1.19	1.92×10^{09}	0.132
473.776	17261	o	1.5	228331	e	2.5	0.49	9.20×10^{10}	0.370
475.420	36156	o	0.5	246496	e	1.5	0.07	3.45×10^{10}	-0.288
481.515	49621	o	1.5	257299	e	2.5	0.85	2.04×10^{11}	0.529
482.733	49621	o	1.5	256775	e	1.5	0.14	3.94×10^{10}	0.399
483.483	17261	o	1.5	224093	e	1.5	-1.46	1.00×10^{09}	-0.006
488.320	23547	o	2.5	228331	e	2.5	0.32	5.86×10^{10}	-0.236
495.400	0	o	1.5	201857	e	2.5	-0.27	1.46×10^{10}	0.193
496.442	17261	o	1.5	218694	e	0.5	-1.70	5.38×10^{08}	0.009
496.554	49621	o	1.5	251009	e	0.5	0.26	4.91×10^{10}	-0.428
497.667	0	o	1.5	200938	e	0.5	-2.86	3.68×10^{07}	-0.001
498.639	23547	o	2.5	224093	e	1.5	-0.57	7.27×10^{09}	-0.165
499.785	17261	o	1.5	217347	e	1.5	-0.79	4.29×10^{09}	0.036
500.844	36156	o	0.5	235819	e	1.5	-0.36	1.17×10^{10}	-0.215
504.648	36156	o	0.5	234314	e	0.5	0.11	3.35×10^{10}	0.415
504.784	49621	o	1.5	247726	e	0.5	-1.37	1.12×10^{09}	0.045
506.047	17261	o	1.5	214871	e	2.5	-0.36	1.14×10^{10}	0.096
506.957	0	o	1.5	197255	e	1.5	-0.72	4.94×10^{09}	0.241
507.936	49621	o	1.5	246496	e	1.5	0.29	5.04×10^{10}	0.213
510.771	17261	o	1.5	213043	e	1.5	0.14	3.57×10^{10}	0.288
513.529	23547	o	2.5	218278	e	3.5	-0.61	6.18×10^{09}	-0.043
515.777	0	o	1.5	193882	e	0.5	-3.70	4.99×10^{06}	0.000
515.998	23547	o	2.5	217347	e	1.5	-0.42	9.40×10^{09}	-0.368
516.843	49621	o	1.5	243103	e	2.5	-0.58	6.52×10^{09}	-0.030
517.766	36156	o	0.5	229293	e	0.5	-0.44	9.11×10^{09}	0.133
522.515	0	o	1.5	191382	e	2.5	-0.99	2.50×10^{09}	-0.068
522.675	23547	o	2.5	214871	e	2.5	-0.26	1.35×10^{10}	-0.385
527.716	23547	o	2.5	213043	e	1.5	0.16	3.50×10^{10}	-0.258
530.050	23547	o	2.5	212209	e	3.5	-0.31	1.16×10^{10}	-0.309
532.092	36156	o	0.5	224093	e	1.5	-0.39	9.66×10^{09}	-0.071
534.704	49621	o	1.5	236641	e	2.5	-0.81	3.59×10^{09}	0.018
537.064	49621	o	1.5	235819	e	1.5	-2.41	9.01×10^{07}	0.001
541.440	49621	o	1.5	234314	e	0.5	-1.09	1.86×10^{09}	0.020
541.722	17261	o	1.5	201857	e	2.5	-0.77	3.90×10^{09}	0.039
544.434	17261	o	1.5	200938	e	0.5	-1.14	1.62×10^{09}	-0.034
544.804	0	o	1.5	183552	e	2.5	-0.58	5.90×10^{09}	0.313
547.831	36156	o	0.5	218694	e	0.5	-2.28	1.16×10^{08}	-0.007
551.904	36156	o	0.5	217347	e	1.5	-2.78	3.59×10^{07}	-0.002
554.652	0	o	1.5	180293	e	1.5	-1.23	1.27×10^{09}	0.049
555.572	17261	o	1.5	197255	e	1.5	-1.48	7.12×10^{08}	0.044
556.569	49621	o	1.5	229293	e	0.5	-0.56	5.90×10^{09}	0.069
558.420	0	o	1.5	179077	e	0.5	-1.35	9.47×10^{08}	0.022
559.566	49621	o	1.5	228331	e	2.5	-1.22	1.29×10^{09}	0.006
560.822	23547	o	2.5	201857	e	2.5	-0.83	3.14×10^{09}	0.176
565.332	36156	o	0.5	213043	e	1.5	-0.99	2.14×10^{09}	0.027
566.182	17261	o	1.5	193882	e	0.5	-1.37	8.98×10^{08}	0.084
566.579	0	o	1.5	176498	e	1.5	-1.58	5.49×10^{08}	0.012

Table 2. continued.

Wavelength / Å	Lower level			Upper level			log gf	gA	CF
	Energy / cm ⁻¹	Parity	j	Energy / cm ⁻¹	Parity	j			
573.157	49621	o	1.5	224093	e	1.5	-2.81	3.13×10^{07}	0.000
574.311	17261	o	1.5	191382	e	2.5	-3.83	3.02×10^{06}	0.000
575.678	23547	o	2.5	197255	e	1.5	-0.59	5.12×10^{09}	0.500
579.431	23547	o	2.5	196130	e	3.5	-1.93	2.34×10^{08}	0.002
591.461	49621	o	1.5	218694	e	0.5	-1.65	4.31×10^{08}	-0.013
591.667	23547	o	2.5	192561	e	3.5	-1.52	5.74×10^{08}	-0.572
595.823	23547	o	2.5	191382	e	2.5	-2.23	1.11×10^{08}	-0.009
596.212	49621	o	1.5	217347	e	1.5	-1.54	5.34×10^{08}	-0.009
601.353	17261	o	1.5	183552	e	2.5	-2.04	1.69×10^{08}	-0.009
606.863	36156	o	0.5	200938	e	0.5	-1.75	3.18×10^{08}	0.009
611.373	0	o	1.5	163566	e	2.5	-2.05	1.61×10^{08}	-0.004
611.913	49621	o	1.5	213043	e	1.5	-1.24	1.03×10^{09}	-0.007
613.375	17261	o	1.5	180293	e	1.5	-1.22	1.08×10^{09}	-0.039
617.986	17261	o	1.5	179077	e	0.5	-0.60	4.35×10^{09}	-0.091
620.734	36156	o	0.5	197255	e	1.5	-1.89	2.25×10^{08}	-0.051
624.980	23547	o	2.5	183552	e	2.5	-1.59	4.37×10^{08}	-0.109
627.993	17261	o	1.5	176498	e	1.5	-1.72	3.21×10^{08}	-0.005
632.278	0	o	1.5	158158	e	1.5	-1.66	3.66×10^{08}	0.008
634.009	36156	o	0.5	193882	e	0.5	-1.36	7.21×10^{08}	0.057
637.975	23547	o	2.5	180293	e	1.5	-0.58	4.31×10^{09}	0.129
653.805	23547	o	2.5	176498	e	1.5	-0.62	3.78×10^{09}	-0.088
656.875	49621	o	1.5	201857	e	2.5	-2.13	1.15×10^{08}	-0.004
660.866	49621	o	1.5	200938	e	0.5	-0.72	2.88×10^{09}	-0.069
677.349	49621	o	1.5	197255	e	1.5	-1.91	1.78×10^{08}	0.018
683.500	17261	o	1.5	163566	e	2.5	-3.66	3.13×10^{06}	0.000
693.188	49621	o	1.5	193882	e	0.5	-1.64	3.19×10^{08}	-0.024
693.782	36156	o	0.5	180293	e	1.5	-2.36	6.03×10^{07}	-0.004
699.688	36156	o	0.5	179077	e	0.5	-0.93	1.59×10^{09}	-0.049
700.026	0	o	1.5	142852	e	0.5	-0.92	1.66×10^{09}	0.086
705.412	49621	o	1.5	191382	e	2.5	-3.59	3.47×10^{06}	0.000
709.734	17261	o	1.5	158158	e	1.5	-0.41	5.20×10^{09}	-0.079
712.544	36156	o	0.5	176498	e	1.5	-1.46	4.53×10^{08}	0.015
714.188	23547	o	2.5	163566	e	2.5	-0.38	5.40×10^{09}	-0.078
714.694	0	o	1.5	139920	e	1.5	-0.61	3.23×10^{09}	0.081
742.880	23547	o	2.5	158158	e	1.5	-1.66	2.67×10^{08}	0.014
746.652	49621	o	1.5	183552	e	2.5	-2.59	3.12×10^{07}	0.003
765.274	49621	o	1.5	180293	e	1.5	-1.76	1.96×10^{08}	0.007
772.466	49621	o	1.5	179077	e	0.5	-2.12	8.51×10^{07}	-0.002
778.596	0	o	1.5	128436	e	2.5	-0.59	2.79×10^{09}	0.077
788.165	49621	o	1.5	176498	e	1.5	-1.51	3.36×10^{08}	-0.007
796.233	17261	o	1.5	142852	e	0.5	-2.16	7.32×10^{07}	0.015
819.654	36156	o	0.5	158158	e	1.5	-1.78	1.65×10^{08}	0.008
859.307	23547	o	2.5	139920	e	1.5	-1.75	1.62×10^{08}	0.079
877.614	49621	o	1.5	163566	e	2.5	-0.85	1.23×10^{09}	0.050
899.477	17261	o	1.5	128436	e	2.5	-1.10	6.47×10^{08}	0.068
921.341	49621	o	1.5	158158	e	1.5	-2.64	1.82×10^{07}	-0.001
937.241	36156	o	0.5	142852	e	0.5	-1.83	1.13×10^{08}	-0.160
953.388	23547	o	2.5	128436	e	2.5	-1.38	3.08×10^{08}	-0.143
963.722	36156	o	0.5	139920	e	1.5	-3.44	2.60×10^{06}	0.002
1072.606	49621	o	1.5	142852	e	0.5	-2.74	1.07×10^{07}	0.005
1107.431	49621	o	1.5	139920	e	1.5	-1.87	7.30×10^{07}	-0.016
1268.789	49621	o	1.5	128436	e	2.5	-2.71	8.14×10^{06}	-0.004

Table 3. Like Table 1, for Ba VII.

Wavelength / Å	Lower level			Upper level			log gf	gA	CF
	Energy / cm ⁻¹	Parity	j	Energy / cm ⁻¹	Parity	j			
312.932	0	e	0.0	319558	o	1.0	-2.48	2.27×10^{08}	-0.009
328.892	15507	e	1.0	319558	o	1.0	-1.15	4.40×10^{09}	0.747
332.572	15507	e	1.0	316193	o	2.0	-0.39	2.46×10^{10}	-0.635
335.504	21499	e	2.0	319558	o	1.0	-0.59	1.54×10^{10}	-0.189
339.116	0	e	0.0	294885	o	1.0	-0.41	2.27×10^{10}	-0.700
339.335	21499	e	2.0	316193	o	2.0	-0.09	4.68×10^{10}	0.762
357.938	15507	e	1.0	294885	o	1.0	-0.72	9.99×10^{09}	0.725
359.650	15507	e	1.0	293555	o	0.0	-0.48	1.71×10^{10}	0.774
360.954	42514	e	2.0	319558	o	1.0	0.09	6.29×10^{10}	0.785
365.391	42514	e	2.0	316193	o	2.0	-0.27	2.71×10^{10}	0.751
365.784	21499	e	2.0	294885	o	1.0	-0.14	3.64×10^{10}	0.722
380.649	0	e	0.0	262709	o	1.0	-2.30	2.32×10^{08}	0.002
386.884	61083	e	0.0	319558	o	1.0	-0.32	2.14×10^{10}	0.831
396.243	42514	e	2.0	294885	o	1.0	-1.64	9.81×10^{08}	-0.024
404.526	15507	e	1.0	262709	o	1.0	-1.89	5.23×10^{08}	-0.029
409.949	0	e	0.0	243933	o	1.0	-2.31	1.94×10^{08}	0.002
414.577	21499	e	2.0	262709	o	1.0	-1.72	7.40×10^{08}	0.011
422.110	21499	e	2.0	258404	o	3.0	-0.03	3.46×10^{10}	-0.217
427.712	61083	e	0.0	294885	o	1.0	-1.33	1.70×10^{09}	-0.123
433.795	15507	e	1.0	246030	o	2.0	-0.78	5.89×10^{09}	-0.033
437.779	15507	e	1.0	243933	o	1.0	0.10	4.37×10^{10}	-0.492
439.677	122163	o	2.0	349602	e	2.0	-3.67	7.38×10^{06}	-0.001
440.208	15507	e	1.0	242672	o	0.0	-0.16	2.38×10^{10}	-0.616
442.090	0	e	0.0	226198	o	1.0	0.32	7.12×10^{10}	0.485
443.129	122163	o	2.0	347830	e	1.0	0.40	8.51×10^{10}	-0.835
443.158	122163	o	2.0	347816	e	1.0	-0.11	2.65×10^{10}	-0.789
445.373	21499	e	2.0	246030	o	2.0	-0.13	2.50×10^{10}	-0.121
448.588	15507	e	1.0	238428	o	2.0	0.29	6.41×10^{10}	0.677
449.573	21499	e	2.0	243933	o	1.0	-0.27	1.79×10^{10}	-0.416
450.038	122163	o	2.0	344366	e	3.0	0.58	1.25×10^{11}	-0.798
454.143	42514	e	2.0	262709	o	1.0	-1.52	9.74×10^{08}	-0.016
454.727	21499	e	2.0	241412	o	3.0	0.74	1.76×10^{11}	0.676
455.522	0	e	0.0	219528	o	1.0	-0.39	1.30×10^{10}	-0.152
458.178	122163	o	2.0	340418	e	3.0	0.41	8.20×10^{10}	-0.622
460.980	21499	e	2.0	238428	o	2.0	0.26	5.65×10^{10}	0.408
462.463	122163	o	2.0	338396	e	1.0	-3.86	4.27×10^{06}	0.020
463.199	42514	e	2.0	258404	o	3.0	0.51	9.97×10^{10}	0.659
471.350	122163	o	2.0	334319	e	2.0	-1.36	1.30×10^{09}	0.185
474.627	15507	e	1.0	226198	o	1.0	-0.18	1.96×10^{10}	0.215
480.046	15507	e	1.0	223820	o	2.0	0.37	6.82×10^{10}	0.658
486.465	122163	o	2.0	327727	e	3.0	-0.06	2.48×10^{10}	-0.644
488.011	122163	o	2.0	327076	e	2.0	-0.45	9.98×10^{09}	0.607
488.522	21499	e	2.0	226198	o	1.0	-1.79	4.57×10^{08}	-0.009
489.756	122163	o	2.0	326346	e	1.0	-1.22	1.68×10^{09}	-0.346
490.144	15507	e	1.0	219528	o	1.0	-0.69	5.71×10^{09}	0.111
491.362	42514	e	2.0	246030	o	2.0	0.48	8.30×10^{10}	-0.598
494.265	21499	e	2.0	223820	o	2.0	0.08	3.31×10^{10}	-0.200
495.966	61083	e	0.0	262709	o	1.0	0.38	6.52×10^{10}	0.600
496.479	42514	e	2.0	243933	o	1.0	-0.30	1.37×10^{10}	-0.553
497.376	148547	o	1.0	349602	e	2.0	-1.06	2.36×10^{09}	0.073
498.476	148547	o	1.0	349159	e	0.0	-3.03	2.53×10^{07}	-0.001
501.836	148547	o	1.0	347816	e	1.0	-1.89	3.41×10^{08}	0.037
502.593	150634	o	2.0	349602	e	2.0	-1.30	1.32×10^{09}	0.037
502.772	42514	e	2.0	241412	o	3.0	-0.05	2.34×10^{10}	0.146
504.977	21499	e	2.0	219528	o	1.0	-2.68	5.39×10^{07}	0.001

Table 3. continued.

Wavelength / Å	Lower level			Upper level			log gf	gA	CF
	Energy / cm ⁻¹	Parity	j	Energy / cm ⁻¹	Parity	j			
507.109	150634	o	2.0	347830	e	1.0	-1.48	8.59×10^{08}	-0.031
507.147	150634	o	2.0	347816	e	1.0	-1.36	1.14×10^{09}	0.055
509.475	148547	o	1.0	344828	e	0.0	-1.41	9.98×10^{08}	0.211
509.475	0	e	0.0	196281	o	1.0	-0.64	5.94×10^{09}	0.126
510.428	42514	e	2.0	238428	o	2.0	-0.26	1.42×10^{10}	-0.125
513.648	122163	o	2.0	316849	e	3.0	-0.46	8.71×10^{09}	-0.734
516.178	150634	o	2.0	344366	e	3.0	-1.90	3.18×10^{08}	0.003
518.687	156808	o	3.0	349602	e	2.0	-0.84	3.59×10^{09}	0.222
520.257	21499	e	2.0	213712	o	3.0	-0.18	1.62×10^{10}	0.656
520.873	122163	o	2.0	314148	e	1.0	-2.61	6.10×10^{07}	-0.009
523.118	15507	e	1.0	206668	o	2.0	-0.98	2.54×10^{09}	0.525
524.284	122163	o	2.0	312899	e	2.0	-1.05	2.19×10^{09}	0.524
526.736	148547	o	1.0	338396	e	1.0	-2.02	2.29×10^{08}	-0.052
526.915	150634	o	2.0	340418	e	3.0	-0.27	1.29×10^{10}	-0.072
533.168	156808	o	3.0	344366	e	3.0	-0.46	8.07×10^{09}	-0.280
538.295	148547	o	1.0	334319	e	2.0	-0.45	8.11×10^{09}	-0.072
540.048	21499	e	2.0	206668	o	2.0	-0.57	6.13×10^{09}	0.363
544.411	150634	o	2.0	334319	e	2.0	-1.58	5.98×10^{08}	0.017
544.413	42514	e	2.0	226198	o	1.0	-0.66	4.91×10^{09}	-0.149
544.632	156808	o	3.0	340418	e	3.0	-2.83	3.35×10^{07}	0.001
546.896	61083	e	0.0	243933	o	1.0	-2.61	5.45×10^{07}	0.005
551.555	42514	e	2.0	223820	o	2.0	-0.47	7.52×10^{09}	0.065
553.177	15507	e	1.0	196281	o	1.0	-0.24	1.26×10^{10}	-0.287
560.134	148547	o	1.0	327076	e	2.0	-2.05	1.89×10^{08}	0.010
562.434	148547	o	1.0	326346	e	1.0	-2.17	1.41×10^{08}	-0.029
563.346	156808	o	3.0	334319	e	2.0	-1.47	7.11×10^{08}	-0.191
564.675	150634	o	2.0	327727	e	3.0	-2.12	1.58×10^{08}	-0.004
564.927	42514	e	2.0	219528	o	1.0	0.07	2.46×10^{10}	-0.310
565.726	15507	e	1.0	192271	o	2.0	-1.59	5.41×10^{08}	-0.033
566.157	148547	o	1.0	325177	e	0.0	-1.67	4.48×10^{08}	-0.183
566.759	150634	o	2.0	327076	e	2.0	-1.97	2.25×10^{08}	0.015
569.114	150634	o	2.0	326346	e	1.0	-0.99	2.13×10^{09}	-0.308
570.276	172477	o	0.0	347830	e	1.0	-3.23	1.21×10^{07}	-0.003
570.324	172477	o	0.0	347816	e	1.0	-3.32	9.91×10^{06}	-0.003
571.040	174483	o	1.0	349602	e	2.0	-1.62	4.86×10^{08}	-0.019
571.113	122163	o	2.0	297259	e	2.0	-1.99	2.07×10^{08}	-0.018
572.144	21499	e	2.0	196281	o	1.0	0.21	3.29×10^{10}	0.431
572.490	174483	o	1.0	349159	e	0.0	-1.97	2.18×10^{08}	-0.019
573.120	0	e	0.0	174483	o	1.0	-1.05	1.81×10^{09}	-0.046
574.175	175440	o	2.0	349602	e	2.0	-1.25	1.13×10^{09}	0.041
576.878	174483	o	1.0	347830	e	1.0	-3.18	1.31×10^{07}	-0.002
576.927	174483	o	1.0	347816	e	1.0	-3.03	1.87×10^{07}	0.003
580.077	175440	o	2.0	347830	e	1.0	-1.46	6.78×10^{08}	0.038
584.120	42514	e	2.0	213712	o	3.0	-2.94	2.22×10^{07}	0.001
585.072	156808	o	3.0	327727	e	3.0	-1.68	4.14×10^{08}	0.054
585.578	21499	e	2.0	192271	o	2.0	-2.14	1.41×10^{08}	-0.001
587.046	174483	o	1.0	344828	e	0.0	-3.33	9.06×10^{06}	0.004
587.309	156808	o	3.0	327076	e	2.0	-1.02	1.83×10^{09}	-0.567
591.973	175440	o	2.0	344366	e	3.0	-1.70	3.75×10^{08}	0.007
594.019	156808	o	3.0	325153	e	4.0	-1.72	3.57×10^{08}	0.154
595.039	150634	o	2.0	318690	e	2.0	-3.28	9.91×10^{06}	0.000
601.633	150634	o	2.0	316849	e	3.0	-2.28	9.80×10^{07}	0.015
602.703	172477	o	0.0	338396	e	1.0	-3.85	2.58×10^{06}	-0.003
603.863	148547	o	1.0	314148	e	1.0	-1.05	1.62×10^{09}	0.069
605.636	61083	e	0.0	226198	o	1.0	-2.14	1.32×10^{08}	0.005

Table 3. continued.

Wavelength / Å	Lower level			Upper level			log gf	gA	CF
	Energy / cm ⁻¹	Parity	j	Energy / cm ⁻¹	Parity	j			
606.139	175440	o	2.0	340418	e	3.0	-2.52	5.48×10^{07}	-0.001
608.452	148547	o	1.0	312899	e	2.0	-3.03	1.67×10^{07}	0.004
609.185	42514	e	2.0	206668	o	2.0	-0.73	3.34×10^{09}	-0.238
610.513	152397	e	3.0	316193	o	2.0	-2.21	1.11×10^{08}	-0.109
611.570	150634	o	2.0	314148	e	1.0	-0.83	2.65×10^{09}	0.072
612.363	156256	e	2.0	319558	o	1.0	-2.73	3.29×10^{07}	0.047
613.661	175440	o	2.0	338396	e	1.0	-1.27	9.52×10^{08}	0.185
614.881	148547	o	1.0	311180	e	0.0	-0.93	2.08×10^{09}	0.080
616.277	150634	o	2.0	312899	e	2.0	-1.35	7.88×10^{08}	-0.172
617.733	156808	o	3.0	318690	e	2.0	-1.02	1.66×10^{09}	-0.121
624.842	156808	o	3.0	316849	e	3.0	-1.98	1.81×10^{08}	-0.239
625.247	156256	e	2.0	316193	o	2.0	-2.85	2.43×10^{07}	0.017
625.262	15507	e	1.0	175440	o	2.0	-3.74	3.11×10^{06}	0.000
629.023	15507	e	1.0	174483	o	1.0	-0.42	6.35×10^{09}	0.205
629.408	175440	o	2.0	334319	e	2.0	-2.74	3.07×10^{07}	0.002
631.131	61083	e	0.0	219528	o	1.0	-0.77	2.83×10^{09}	0.064
635.599	192271	o	2.0	349602	e	2.0	-0.98	1.71×10^{09}	-0.100
637.064	15507	e	1.0	172477	o	0.0	-0.87	2.20×10^{09}	0.189
640.652	156808	o	3.0	312899	e	2.0	-2.33	7.60×10^{07}	-0.092
642.900	192271	o	2.0	347816	e	1.0	-1.97	1.72×10^{08}	0.017
649.602	21499	e	2.0	175440	o	2.0	-0.14	1.14×10^{10}	0.149
649.902	172477	o	0.0	326346	e	1.0	-2.23	9.26×10^{07}	0.054
650.338	42514	e	2.0	196281	o	1.0	-1.75	2.83×10^{08}	0.006
652.223	196281	o	1.0	349602	e	2.0	-2.84	2.28×10^{07}	0.003
653.662	21499	e	2.0	174483	o	1.0	-1.79	2.55×10^{08}	0.014
654.115	196281	o	1.0	349159	e	0.0	-1.19	1.00×10^{09}	-0.049
655.339	174483	o	1.0	327076	e	2.0	-2.26	8.43×10^{07}	0.011
656.652	175440	o	2.0	327727	e	3.0	-2.02	1.49×10^{08}	0.009
657.482	192271	o	2.0	344366	e	3.0	-2.60	3.81×10^{07}	-0.002
658.490	174483	o	1.0	326346	e	1.0	-3.51	4.71×10^{06}	0.001
659.471	175440	o	2.0	327076	e	2.0	-3.31	7.48×10^{06}	-0.001
659.849	196281	o	1.0	347830	e	1.0	-3.20	9.58×10^{06}	-0.008
659.913	196281	o	1.0	347816	e	1.0	-3.78	2.57×10^{06}	-0.001
662.662	175440	o	2.0	326346	e	1.0	-1.60	3.81×10^{08}	-0.133
663.599	174483	o	1.0	325177	e	0.0	-1.73	2.82×10^{08}	-0.199
667.752	42514	e	2.0	192271	o	2.0	-0.21	9.33×10^{09}	0.119
672.442	148547	o	1.0	297259	e	2.0	-1.98	1.53×10^{08}	0.009
673.186	0	e	0.0	148547	o	1.0	-0.55	4.15×10^{09}	0.149
675.002	192271	o	2.0	340418	e	3.0	-2.44	5.26×10^{07}	0.003
682.012	150634	o	2.0	297259	e	2.0	-0.80	2.26×10^{09}	0.077
684.344	192271	o	2.0	338396	e	1.0	-0.85	1.98×10^{09}	-0.243
685.283	170268	e	3.0	316193	o	2.0	-3.05	1.27×10^{07}	0.015
693.448	174483	o	1.0	318690	e	2.0	-3.61	3.37×10^{06}	0.000
698.076	175440	o	2.0	318690	e	2.0	-0.95	1.52×10^{09}	-0.023
699.621	206668	o	2.0	349602	e	2.0	-0.87	1.86×10^{09}	-0.132
703.654	196281	o	1.0	338396	e	1.0	-3.03	1.26×10^{07}	-0.015
705.860	172477	o	0.0	314148	e	1.0	-2.72	2.56×10^{07}	-0.002
707.169	175440	o	2.0	316849	e	3.0	-3.06	1.16×10^{07}	0.003
708.005	178316	e	2.0	319558	o	1.0	-2.95	1.49×10^{07}	-0.021
708.403	206668	o	2.0	347830	e	1.0	-1.63	3.09×10^{08}	0.148
708.477	206668	o	2.0	347816	e	1.0	-0.99	1.37×10^{09}	-0.254
711.992	156808	o	3.0	297259	e	2.0	-0.28	6.90×10^{09}	0.253
716.002	174483	o	1.0	314148	e	1.0	-2.39	5.37×10^{07}	0.003
720.937	175440	o	2.0	314148	e	1.0	-1.14	9.21×10^{08}	0.056
721.354	156256	e	2.0	294885	o	1.0	-3.18	8.54×10^{06}	-0.039

Table 3. continued.

Wavelength / Å	Lower level			Upper level			log gf	gA	CF
	Energy / cm ⁻¹	Parity	j	Energy / cm ⁻¹	Parity	j			
724.356	178140	e	3.0	316193	o	2.0	-2.68	2.64×10^{07}	-0.009
724.436	196281	o	1.0	334319	e	2.0	-3.05	1.14×10^{07}	-0.002
725.284	178316	e	2.0	316193	o	2.0	-2.01	1.24×10^{08}	-0.062
726.226	206668	o	2.0	344366	e	3.0	-2.19	8.21×10^{07}	0.024
727.488	175440	o	2.0	312899	e	2.0	-2.41	4.90×10^{07}	0.008
731.545	174483	o	1.0	311180	e	0.0	-1.31	6.18×10^{08}	0.038
735.887	213712	o	3.0	349602	e	2.0	-0.23	7.24×10^{09}	-0.246
738.244	192271	o	2.0	327727	e	3.0	-3.01	1.20×10^{07}	0.002
739.050	21499	e	2.0	156808	o	3.0	-0.55	3.41×10^{09}	0.107
739.656	61083	e	0.0	196281	o	1.0	-1.36	5.33×10^{08}	0.034
740.041	15507	e	1.0	150634	o	2.0	-0.44	4.39×10^{09}	0.127
741.273	181290	e	1.0	316193	o	2.0	-2.32	5.80×10^{07}	0.170
741.809	192271	o	2.0	327076	e	2.0	-1.95	1.34×10^{08}	0.027
745.848	192271	o	2.0	326346	e	1.0	-2.16	8.18×10^{07}	-0.087
747.662	206668	o	2.0	340418	e	3.0	-1.96	1.33×10^{08}	-0.024
751.650	15507	e	1.0	148547	o	1.0	-2.63	2.77×10^{07}	0.002
752.302	42514	e	2.0	175440	o	2.0	-1.58	3.10×10^{08}	-0.006
757.753	42514	e	2.0	174483	o	1.0	-3.78	1.93×10^{06}	0.000
759.141	206668	o	2.0	338396	e	1.0	-0.23	6.78×10^{09}	-0.442
764.552	196281	o	1.0	327076	e	2.0	-3.17	7.68×10^{06}	0.002
765.380	213712	o	3.0	344366	e	3.0	-1.83	1.70×10^{08}	0.035
768.056	189359	e	2.0	319558	o	1.0	-1.77	1.90×10^{08}	0.136
768.792	219528	o	1.0	349602	e	2.0	-2.31	5.59×10^{07}	-0.008
768.843	196281	o	1.0	326346	e	1.0	-3.04	1.02×10^{07}	0.005
771.423	219528	o	1.0	349159	e	0.0	-1.14	8.26×10^{08}	-0.049
774.383	21499	e	2.0	150634	o	2.0	-2.24	6.42×10^{07}	-0.004
775.817	196281	o	1.0	325177	e	0.0	-2.57	2.96×10^{07}	-0.024
779.410	219528	o	1.0	347830	e	1.0	-3.16	7.56×10^{06}	-0.005
779.499	219528	o	1.0	347816	e	1.0	-1.72	2.12×10^{08}	0.075
783.386	206668	o	2.0	334319	e	2.0	-2.16	7.60×10^{07}	-0.012
787.103	21499	e	2.0	148547	o	1.0	-1.53	3.18×10^{08}	0.051
789.228	213712	o	3.0	340418	e	3.0	-1.59	2.79×10^{08}	-0.032
791.015	192271	o	2.0	318690	e	2.0	-0.49	3.40×10^{09}	0.064
795.023	223820	o	2.0	349602	e	2.0	-1.21	6.55×10^{08}	0.053
798.087	219528	o	1.0	344828	e	0.0	-1.52	3.19×10^{08}	0.195
802.710	192271	o	2.0	316849	e	3.0	-3.76	1.78×10^{06}	-0.001
806.383	223820	o	2.0	347830	e	1.0	-0.97	1.09×10^{09}	0.146
806.478	223820	o	2.0	347816	e	1.0	-0.29	5.31×10^{09}	-0.423
810.345	226198	o	1.0	349602	e	2.0	-3.18	6.64×10^{06}	0.001
813.269	226198	o	1.0	349159	e	0.0	-2.20	6.27×10^{07}	-0.013
814.493	174483	o	1.0	297259	e	2.0	-1.64	2.32×10^{08}	-0.013
816.928	196281	o	1.0	318690	e	2.0	-3.55	2.82×10^{06}	0.000
820.497	192271	o	2.0	314148	e	1.0	-1.47	3.38×10^{08}	0.060
820.886	175440	o	2.0	297259	e	2.0	-0.96	1.06×10^{09}	-0.028
822.151	226198	o	1.0	347830	e	1.0	-2.03	9.03×10^{07}	0.023
822.250	226198	o	1.0	347816	e	1.0	-1.49	3.16×10^{08}	-0.047
826.042	206668	o	2.0	327727	e	3.0	-2.24	5.62×10^{07}	0.032
828.992	192271	o	2.0	312899	e	2.0	-2.19	6.21×10^{07}	-0.015
829.140	213712	o	3.0	334319	e	2.0	-2.46	3.38×10^{07}	-0.015
829.557	223820	o	2.0	344366	e	3.0	-2.75	1.74×10^{07}	0.002
830.508	206668	o	2.0	327076	e	2.0	-2.51	2.97×10^{07}	0.016
835.575	206668	o	2.0	326346	e	1.0	-3.31	4.75×10^{06}	0.023
841.272	219528	o	1.0	338396	e	1.0	-1.44	3.46×10^{08}	-0.213
842.959	226198	o	1.0	344828	e	0.0	-0.63	2.17×10^{09}	-0.442
848.411	196281	o	1.0	314148	e	1.0	-1.44	3.41×10^{08}	-0.026

Table 3. continued.

Wavelength / Å	Lower level			Upper level			log gf	gA	CF
	Energy / cm^{-1}	Parity	j	Energy / cm^{-1}	Parity	j			
857.498	196281	o	1.0	312899	e	2.0	-3.78	1.51×10^{06}	-0.001
857.645	223820	o	2.0	340418	e	3.0	-2.68	1.91×10^{07}	0.002
858.420	227873	o	4.0	344366	e	3.0	-3.04	8.16×10^{06}	0.008
870.324	196281	o	1.0	311180	e	0.0	-1.29	4.59×10^{08}	0.043
871.151	219528	o	1.0	334319	e	2.0	-2.95	1.01×10^{07}	-0.002
872.783	223820	o	2.0	338396	e	1.0	-1.59	2.23×10^{08}	0.067
874.938	42514	e	2.0	156808	o	3.0	-0.72	1.67×10^{09}	0.121
877.077	213712	o	3.0	327727	e	3.0	-1.85	1.25×10^{08}	0.047
880.327	181290	e	1.0	294885	o	1.0	-3.45	3.03×10^{06}	0.073
881.827	61083	e	0.0	174483	o	1.0	-1.77	1.47×10^{08}	0.066
882.113	213712	o	3.0	327076	e	2.0	-3.58	2.27×10^{06}	0.003
888.532	227873	o	4.0	340418	e	3.0	-2.89	1.11×10^{07}	-0.007
890.754	181290	e	1.0	293555	o	0.0	-3.17	5.63×10^{06}	-0.161
891.285	226198	o	1.0	338396	e	1.0	-0.94	9.66×10^{08}	0.308
892.679	206668	o	2.0	318690	e	2.0	-1.86	1.14×10^{08}	-0.017
897.337	213712	o	3.0	325153	e	4.0	-2.40	3.31×10^{07}	-0.047
899.490	238428	o	2.0	349602	e	2.0	-2.31	4.04×10^{07}	0.004
904.985	223820	o	2.0	334319	e	2.0	-2.16	5.58×10^{07}	-0.021
907.601	206668	o	2.0	316849	e	3.0	-3.46	2.83×10^{06}	0.007
914.059	238428	o	2.0	347830	e	1.0	-2.38	3.33×10^{07}	0.012
914.182	238428	o	2.0	347816	e	1.0	-2.06	6.97×10^{07}	-0.011
924.293	241412	o	3.0	349602	e	2.0	-1.33	3.64×10^{08}	-0.034
924.892	226198	o	1.0	334319	e	2.0	-2.42	2.97×10^{07}	0.004
924.898	42514	e	2.0	150634	o	2.0	-2.06	6.78×10^{07}	0.009
929.818	219528	o	1.0	327076	e	2.0	-3.61	1.89×10^{06}	0.001
930.406	206668	o	2.0	314148	e	1.0	-2.37	3.30×10^{07}	-0.054
936.174	219528	o	1.0	326346	e	1.0	-3.13	5.70×10^{06}	-0.006
937.595	15507	e	1.0	122163	o	2.0	-1.49	2.45×10^{08}	-0.212
939.383	156256	e	2.0	262709	o	1.0	-2.71	1.50×10^{07}	0.004
941.345	206668	o	2.0	312899	e	2.0	-1.70	1.51×10^{08}	0.140
943.102	42514	e	2.0	148547	o	1.0	-1.77	1.29×10^{08}	-0.039
943.328	152397	e	3.0	258404	o	3.0	-2.11	5.82×10^{07}	-0.028
943.951	238428	o	2.0	344366	e	3.0	-2.19	4.79×10^{07}	-0.009
946.344	243933	o	1.0	349602	e	2.0	-3.32	3.54×10^{06}	-0.001
946.534	219528	o	1.0	325177	e	0.0	-3.64	1.72×10^{06}	-0.002
947.641	189359	e	2.0	294885	o	1.0	-2.10	5.97×10^{07}	-0.173
950.334	243933	o	1.0	349159	e	0.0	-3.70	1.48×10^{06}	-0.002
950.423	227873	o	4.0	333089	e	5.0	-0.94	8.47×10^{08}	-0.387
950.945	242672	o	0.0	347830	e	1.0	-2.28	3.86×10^{07}	-0.021
952.484	192271	o	2.0	297259	e	2.0	-1.23	4.28×10^{08}	0.020
962.396	223820	o	2.0	327727	e	3.0	-2.12	5.43×10^{07}	0.022
962.484	243933	o	1.0	347830	e	1.0	-2.20	4.49×10^{07}	-0.013
965.509	246030	o	2.0	349602	e	2.0	-3.80	1.15×10^{06}	0.000
968.464	223820	o	2.0	327076	e	2.0	-2.55	1.97×10^{07}	0.013
969.589	213712	o	3.0	316849	e	3.0	-1.58	1.86×10^{08}	0.273
971.304	241412	o	3.0	344366	e	3.0	-1.94	8.05×10^{07}	0.022
975.360	223820	o	2.0	326346	e	1.0	-3.03	6.52×10^{06}	-0.013
977.959	156151	e	3.0	258404	o	3.0	-2.04	6.30×10^{07}	0.019
978.973	156256	e	2.0	258404	o	3.0	-3.90	8.62×10^{05}	0.001
980.490	238428	o	2.0	340418	e	3.0	-1.39	2.85×10^{08}	0.035
982.315	246030	o	2.0	347830	e	1.0	-3.19	4.48×10^{06}	-0.001
982.457	246030	o	2.0	347816	e	1.0	-3.32	3.38×10^{06}	0.000
990.309	196281	o	1.0	297259	e	2.0	-1.19	4.33×10^{08}	0.021
991.126	243933	o	1.0	344828	e	0.0	-3.47	2.31×10^{06}	-0.001
991.297	226198	o	1.0	327076	e	2.0	-3.13	4.96×10^{06}	0.003

Table 3. continued.

Wavelength / Å	Lower level			Upper level			log gf	gA	CF
	Energy / cm ⁻¹	Parity	j	Energy / cm ⁻¹	Parity	j			
992.760	157675	e	4.0	258404	o	3.0	-1.89	8.62×10^{07}	0.015
993.411	21499	e	2.0	122163	o	2.0	-1.57	1.80×10^{08}	0.138
1000.325	238428	o	2.0	338396	e	1.0	-1.61	1.64×10^{08}	-0.039
1008.198	213712	o	3.0	312899	e	2.0	-2.12	5.05×10^{07}	0.081
1008.450	219528	o	1.0	318690	e	2.0	-1.27	3.49×10^{08}	0.022
1010.035	241412	o	3.0	340418	e	3.0	-2.49	2.15×10^{07}	0.005
1010.319	226198	o	1.0	325177	e	0.0	-3.25	3.66×10^{06}	-0.007
1016.923	246030	o	2.0	344366	e	3.0	-1.91	7.91×10^{07}	-0.017
1027.962	227873	o	4.0	325153	e	4.0	-1.73	1.16×10^{08}	0.350
1042.855	238428	o	2.0	334319	e	2.0	-2.36	2.69×10^{07}	0.010
1054.068	223820	o	2.0	318690	e	2.0	-2.17	4.01×10^{07}	0.004
1056.862	219528	o	1.0	314148	e	1.0	-1.90	7.73×10^{07}	0.017
1059.457	246030	o	2.0	340418	e	3.0	-2.66	1.31×10^{07}	0.002
1067.994	152397	e	3.0	246030	o	2.0	-3.94	6.73×10^{05}	0.000
1071.000	219528	o	1.0	312899	e	2.0	-2.39	2.38×10^{07}	-0.023
1074.937	223820	o	2.0	316849	e	3.0	-1.65	1.28×10^{08}	0.235
1081.173	226198	o	1.0	318690	e	2.0	-2.17	3.77×10^{07}	0.010
1091.082	219528	o	1.0	311180	e	0.0	-3.21	3.52×10^{06}	0.001
1096.514	258404	o	3.0	349602	e	2.0	-2.07	4.81×10^{07}	0.022
1103.860	206668	o	2.0	297259	e	2.0	-2.81	8.54×10^{06}	-0.005
1106.362	243933	o	1.0	334319	e	2.0	-2.56	1.52×10^{07}	0.006
1107.075	223820	o	2.0	314148	e	1.0	-2.61	1.33×10^{07}	0.009
1112.600	156151	e	3.0	246030	o	2.0	-2.66	1.16×10^{07}	-0.002
1119.836	238428	o	2.0	327727	e	3.0	-2.08	4.47×10^{07}	-0.025
1122.598	223820	o	2.0	312899	e	2.0	-3.68	1.09×10^{06}	0.001
1123.904	227873	o	4.0	316849	e	3.0	-2.72	1.00×10^{07}	0.031
1132.646	246030	o	2.0	334319	e	2.0	-3.88	6.95×10^{05}	0.001
1134.608	170268	e	3.0	258404	o	3.0	-2.70	1.03×10^{07}	0.007
1137.427	238428	o	2.0	326346	e	1.0	-3.75	9.09×10^{05}	0.003
1140.560	156256	e	2.0	243933	o	1.0	-3.01	5.03×10^{06}	-0.002
1143.317	61083	e	0.0	148547	o	1.0	-2.54	1.46×10^{07}	-0.007
1150.838	262709	o	1.0	349602	e	2.0	-2.90	6.33×10^{06}	-0.003
1153.393	226198	o	1.0	312899	e	2.0	-2.04	4.49×10^{07}	0.071
1156.743	262709	o	1.0	349159	e	0.0	-2.01	4.89×10^{07}	-0.017
1158.540	241412	o	3.0	327727	e	3.0	-2.78	8.37×10^{06}	0.007
1162.362	152397	e	3.0	238428	o	2.0	-2.42	1.87×10^{07}	-0.005
1163.309	258404	o	3.0	344366	e	3.0	-2.59	1.27×10^{07}	-0.014
1167.345	241412	o	3.0	327076	e	2.0	-3.61	1.19×10^{06}	0.002
1173.021	173154	e	4.0	258404	o	3.0	-2.02	4.59×10^{07}	0.027
1174.326	156256	e	2.0	241412	o	3.0	-2.60	1.21×10^{07}	-0.030
1174.795	262709	o	1.0	347830	e	1.0	-2.28	2.50×10^{07}	0.050
1174.998	262709	o	1.0	347816	e	1.0	-1.62	1.15×10^{08}	-0.084
1176.718	226198	o	1.0	311180	e	0.0	-2.54	1.41×10^{07}	0.007
1184.932	178316	e	2.0	262709	o	1.0	-2.49	1.56×10^{07}	-0.010
1194.155	241412	o	3.0	325153	e	4.0	-2.10	3.70×10^{07}	0.127
1194.221	157675	e	4.0	241412	o	3.0	-1.56	1.27×10^{08}	-0.018
1195.113	242672	o	0.0	326346	e	1.0	-2.29	2.41×10^{07}	0.160
1196.930	213712	o	3.0	297259	e	2.0	-3.82	7.01×10^{05}	-0.001
1202.740	243933	o	1.0	327076	e	2.0	-2.06	4.00×10^{07}	0.055
1215.395	156151	e	3.0	238428	o	2.0	-2.53	1.33×10^{07}	0.003
1216.961	156256	e	2.0	238428	o	2.0	-3.42	1.70×10^{06}	-0.001
1219.307	258404	o	3.0	340418	e	3.0	-3.42	1.75×10^{06}	-0.003
1224.035	246030	o	2.0	327727	e	3.0	-2.11	3.48×10^{07}	0.023
1230.857	243933	o	1.0	325177	e	0.0	-2.73	8.29×10^{06}	-0.044
1245.083	246030	o	2.0	326346	e	1.0	-2.93	5.06×10^{06}	-0.014

Table 3. continued.

Wavelength / Å	Lower level			Upper level			log gf	gA	CF
	Energy / cm ⁻¹	Parity	j	Energy / cm ⁻¹	Parity	j			
1245.879	178140	e	3.0	258404	o	3.0	-3.10	3.38×10^{06}	-0.003
1245.920	238428	o	2.0	318690	e	2.0	-2.64	9.75×10^{06}	-0.002
1248.625	178316	e	2.0	258404	o	3.0	-2.44	1.53×10^{07}	-0.019
1255.520	42514	e	2.0	122163	o	2.0	-2.51	1.30×10^{07}	0.025
1275.182	238428	o	2.0	316849	e	3.0	-2.52	1.24×10^{07}	0.045
1286.490	219528	o	1.0	297259	e	2.0	-2.17	2.71×10^{07}	-0.004
1294.018	241412	o	3.0	318690	e	2.0	-3.39	1.62×10^{06}	-0.002
1319.923	170268	e	3.0	246030	o	2.0	-3.54	1.10×10^{06}	-0.001
1320.662	238428	o	2.0	314148	e	1.0	-3.64	8.88×10^{05}	0.001
1321.238	262709	o	1.0	338396	e	1.0	-1.35	1.68×10^{08}	0.138
1324.919	152397	e	3.0	227873	o	4.0	-3.98	3.96×10^{05}	0.009
1325.611	241412	o	3.0	316849	e	3.0	-3.49	1.24×10^{06}	0.005
1342.812	238428	o	2.0	312899	e	2.0	-3.18	2.48×10^{06}	0.004
1361.669	223820	o	2.0	297259	e	2.0	-3.12	2.67×10^{06}	-0.001
1363.328	189359	e	2.0	262709	o	1.0	-1.02	3.46×10^{08}	0.123
1363.669	185073	e	4.0	258404	o	3.0	-0.93	4.18×10^{08}	0.115
1376.269	246030	o	2.0	318690	e	2.0	-3.80	5.61×10^{05}	0.000
1394.265	156151	e	3.0	227873	o	4.0	-3.01	3.34×10^{06}	0.012
1396.459	262709	o	1.0	334319	e	2.0	-3.68	7.15×10^{05}	0.001
1398.850	241412	o	3.0	312899	e	2.0	-3.14	2.50×10^{06}	-0.011
1399.071	242672	o	0.0	314148	e	1.0	-3.06	2.98×10^{06}	-0.009
1400.105	152397	e	3.0	223820	o	2.0	-2.27	1.83×10^{07}	0.018
1405.610	170268	e	3.0	241412	o	3.0	-2.07	2.83×10^{07}	-0.048
1407.244	226198	o	1.0	297259	e	2.0	-3.61	8.13×10^{05}	-0.001
1424.191	243933	o	1.0	314148	e	1.0	-3.23	1.95×10^{06}	-0.003
1424.544	157675	e	4.0	227873	o	4.0	-3.68	6.83×10^{05}	-0.001
1429.760	156256	e	2.0	226198	o	1.0	-1.11	2.57×10^{08}	0.117
1442.527	258404	o	3.0	327727	e	3.0	-3.99	3.39×10^{05}	0.001
1448.331	189359	e	2.0	258404	o	3.0	-1.31	1.52×10^{08}	0.190
1465.045	173154	e	4.0	241412	o	3.0	-0.88	4.10×10^{08}	0.114
1467.132	170268	e	3.0	238428	o	2.0	-1.01	3.00×10^{08}	0.120
1468.045	246030	o	2.0	314148	e	1.0	-2.85	4.50×10^{06}	0.005
1472.962	178140	e	3.0	246030	o	2.0	-0.98	3.20×10^{08}	-0.101
1476.802	178316	e	2.0	246030	o	2.0	-1.64	6.99×10^{07}	0.055
1477.775	156151	e	3.0	223820	o	2.0	-0.92	3.68×10^{08}	0.141
1480.091	156256	e	2.0	223820	o	2.0	-2.10	2.43×10^{07}	-0.039
1487.040	243933	o	1.0	311180	e	0.0	-2.77	5.18×10^{06}	0.009
1498.161	258404	o	3.0	325153	e	4.0	-3.95	3.39×10^{05}	-0.006
1524.009	178316	e	2.0	243933	o	1.0	-1.27	1.54×10^{08}	-0.096
1544.645	181290	e	1.0	246030	o	2.0	-2.48	9.27×10^{06}	-0.077
1580.480	178140	e	3.0	241412	o	3.0	-1.53	7.82×10^{07}	-0.051
1580.483	156256	e	2.0	219528	o	1.0	-1.99	2.72×10^{07}	-0.103
1584.902	178316	e	2.0	241412	o	3.0	-1.98	2.77×10^{07}	0.088
1596.365	181290	e	1.0	243933	o	1.0	-1.49	8.40×10^{07}	0.128
1629.153	181290	e	1.0	242672	o	0.0	-1.46	8.74×10^{07}	-0.198
1630.912	152397	e	3.0	213712	o	3.0	-2.14	1.80×10^{07}	0.053
1658.688	178140	e	3.0	238428	o	2.0	-2.48	7.96×10^{06}	-0.007
1658.760	258404	o	3.0	318690	e	2.0	-3.91	2.98×10^{05}	0.001
1663.559	178316	e	2.0	238428	o	2.0	-1.80	3.76×10^{07}	-0.048
1699.790	238428	o	2.0	297259	e	2.0	-3.85	3.23×10^{05}	0.000
1711.034	258404	o	3.0	316849	e	3.0	-1.68	4.89×10^{07}	-0.177
1735.966	170268	e	3.0	227873	o	4.0	-3.09	1.80×10^{06}	-0.079
1737.272	156151	e	3.0	213712	o	3.0	-2.21	1.34×10^{07}	0.022
1740.474	156256	e	2.0	213712	o	3.0	-2.97	2.33×10^{06}	-0.017
1750.149	181290	e	1.0	238428	o	2.0	-2.64	5.04×10^{06}	0.056

Table 3. continued.

Wavelength / Å	Lower level			Upper level			log gf	gA	CF
	Energy / cm ⁻¹	Parity	j	Energy / cm ⁻¹	Parity	j			
1764.577	189359	e	2.0	246030	o	2.0	-1.87	2.86×10^{07}	0.064
1774.973	185073	e	4.0	241412	o	3.0	-2.17	1.44×10^{07}	-0.019
1780.827	122163	o	2.0	178316	e	2.0	-3.90	2.68×10^{05}	0.042
1784.535	157675	e	4.0	213712	o	3.0	-0.70	4.18×10^{08}	-0.239
1786.442	122163	o	2.0	178140	e	3.0	-2.81	3.21×10^{06}	-0.174
1790.590	241412	o	3.0	297259	e	2.0	-2.99	2.09×10^{06}	-0.003
1827.532	173154	e	4.0	227873	o	4.0	-1.39	8.30×10^{07}	0.165
1827.556	294885	o	1.0	349602	e	2.0	-0.06	1.75×10^{09}	-0.546
1832.398	189359	e	2.0	243933	o	1.0	-2.22	1.19×10^{07}	-0.055
1835.044	258404	o	3.0	312899	e	2.0	-0.80	3.24×10^{08}	-0.661
1842.445	293555	o	0.0	347830	e	1.0	-0.96	2.11×10^{08}	0.490
1842.493	294885	o	1.0	349159	e	0.0	-3.46	6.89×10^{05}	0.028
1842.595	152397	e	3.0	206668	o	2.0	-0.98	2.03×10^{08}	-0.210
1842.944	293555	o	0.0	347816	e	1.0	-0.29	1.01×10^{09}	-0.522
1875.240	243933	o	1.0	297259	e	2.0	-2.80	2.97×10^{06}	-0.009
1888.720	294885	o	1.0	347830	e	1.0	-1.38	7.66×10^{07}	0.147
1889.245	294885	o	1.0	347816	e	1.0	-0.72	3.61×10^{08}	-0.150
1921.145	189359	e	2.0	241412	o	3.0	-2.72	3.42×10^{06}	-0.028
1937.346	176256	e	5.0	227873	o	4.0	-0.47	6.10×10^{08}	-0.318
1944.062	262709	o	1.0	314148	e	1.0	-3.53	5.25×10^{05}	0.006
1952.019	246030	o	2.0	297259	e	2.0	-2.43	6.48×10^{06}	-0.007
1979.516	156151	e	3.0	206668	o	2.0	-1.60	4.24×10^{07}	0.141
1983.674	156256	e	2.0	206668	o	2.0	-2.04	1.55×10^{07}	0.060
2001.618	294885	o	1.0	344828	e	0.0	-0.55	4.71×10^{08}	0.508
2010.079	178140	e	3.0	227873	o	4.0	-2.10	1.33×10^{07}	-0.089
2037.292	189359	e	2.0	238428	o	2.0	-2.03	1.49×10^{07}	0.034
2062.426	262709	o	1.0	311180	e	0.0	-2.76	2.76×10^{06}	0.010
2087.803	178316	e	2.0	226198	o	1.0	-2.53	4.53×10^{06}	-0.008
2188.453	178140	e	3.0	223820	o	2.0	-1.76	2.42×10^{07}	-0.028
2196.942	178316	e	2.0	223820	o	2.0	-2.66	3.06×10^{06}	0.009
2226.087	181290	e	1.0	226198	o	1.0	-3.76	2.36×10^{05}	-0.001
2229.404	293555	o	0.0	338396	e	1.0	-0.58	3.55×10^{08}	-0.397
2297.546	294885	o	1.0	338396	e	1.0	-0.28	6.67×10^{08}	0.523
2301.111	170268	e	3.0	213712	o	3.0	-1.85	1.76×10^{07}	0.095
2425.741	178316	e	2.0	219528	o	1.0	-1.94	1.25×10^{07}	0.155
2449.518	148547	o	1.0	189359	e	2.0	-3.17	7.58×10^{05}	0.029
2464.878	173154	e	4.0	213712	o	3.0	-1.29	5.65×10^{07}	-0.088
2507.151	152397	e	3.0	192271	o	2.0	-1.38	4.60×10^{07}	-0.309
2535.095	294885	o	1.0	334319	e	2.0	-2.76	1.79×10^{06}	0.265
2572.914	258404	o	3.0	297259	e	2.0	-2.59	2.60×10^{06}	-0.026
2614.426	181290	e	1.0	219528	o	1.0	-2.98	1.01×10^{06}	-0.075
2713.717	189359	e	2.0	226198	o	1.0	-2.83	1.37×10^{06}	-0.011
2746.456	170268	e	3.0	206668	o	2.0	-1.45	3.06×10^{07}	-0.119
2767.732	156151	e	3.0	192271	o	2.0	-2.31	4.38×10^{06}	-0.048
2775.871	156256	e	2.0	192271	o	2.0	-2.60	2.29×10^{06}	0.062
2810.348	178140	e	3.0	213712	o	3.0	-3.96	9.08×10^{04}	-0.001
2824.363	178316	e	2.0	213712	o	3.0	-2.85	1.15×10^{06}	-0.020
2901.023	189359	e	2.0	223820	o	2.0	-2.85	1.15×10^{06}	-0.009
2932.218	122163	o	2.0	156256	e	2.0	-3.82	1.16×10^{05}	-0.187
2941.355	122163	o	2.0	156151	e	3.0	-2.71	1.49×10^{06}	0.523
2992.324	316193	o	2.0	349602	e	2.0	-2.10	5.82×10^{06}	0.013
3048.703	293555	o	0.0	326346	e	1.0	-3.97	7.73×10^{04}	-0.190
3053.200	148547	o	1.0	181290	e	1.0	-3.58	1.90×10^{05}	0.016
3105.499	294885	o	1.0	327076	e	2.0	-3.64	1.56×10^{05}	-0.160
3161.400	316193	o	2.0	347816	e	1.0	-2.75	1.22×10^{06}	0.003

Table 3. continued.

Wavelength / Å	Lower level			Upper level			log gf	gA	CF
	Energy / cm ⁻¹	Parity	j	Energy / cm ⁻¹	Parity	j			
3261.053	150634	o	2.0	181290	e	1.0	-3.59	1.60×10^{05}	-0.061
3300.219	294885	o	1.0	325177	e	0.0	-3.95	6.86×10^{04}	0.156
3313.718	189359	e	2.0	219528	o	1.0	-2.00	5.88×10^{06}	-0.098
3327.461	319558	o	1.0	349602	e	2.0	-1.72	1.14×10^{07}	-0.036
3358.245	148547	o	1.0	178316	e	2.0	-3.84	8.56×10^{04}	0.004
3377.328	319558	o	1.0	349159	e	0.0	-2.77	9.92×10^{05}	-0.176
3490.706	185073	e	4.0	213712	o	3.0	-2.58	1.42×10^{06}	0.020
3504.301	178140	e	3.0	206668	o	2.0	-2.91	6.54×10^{05}	0.057
3536.020	319558	o	1.0	347830	e	1.0	-2.83	7.64×10^{05}	-0.014
3536.971	156808	o	3.0	185073	e	4.0	-2.75	9.76×10^{05}	-0.224
3537.860	319558	o	1.0	347816	e	1.0	-1.98	5.72×10^{06}	0.021
3611.426	150634	o	2.0	178316	e	2.0	-2.82	7.79×10^{05}	0.053
3939.368	181290	e	1.0	206668	o	2.0	-2.98	4.43×10^{05}	-0.045
3956.173	319558	o	1.0	344828	e	0.0	-3.01	4.13×10^{05}	0.005
4105.162	189359	e	2.0	213712	o	3.0	-2.63	9.09×10^{05}	-0.103
4126.837	316193	o	2.0	340418	e	3.0	-3.06	3.52×10^{05}	0.211
4199.474	294885	o	1.0	318690	e	2.0	-2.76	6.26×10^{05}	-0.185
4338.512	152397	e	3.0	175440	o	2.0	-1.81	5.69×10^{06}	0.470
4483.248	297259	e	2.0	319558	o	1.0	-3.16	2.36×10^{05}	0.170
4502.734	316193	o	2.0	338396	e	1.0	-3.61	8.08×10^{04}	-0.004
4543.685	170268	e	3.0	192271	o	2.0	-2.52	1.03×10^{06}	0.045
4648.088	156808	o	3.0	178316	e	2.0	-3.28	1.68×10^{05}	-0.152
4686.547	156808	o	3.0	178140	e	3.0	-2.25	1.76×10^{06}	0.216
4854.616	293555	o	0.0	314148	e	1.0	-3.16	2.01×10^{05}	0.373
5091.812	150634	o	2.0	170268	e	3.0	-2.52	7.97×10^{05}	-0.190
5182.858	156151	e	3.0	175440	o	2.0	-2.74	4.66×10^{05}	0.035
5189.746	294885	o	1.0	314148	e	1.0	-3.56	7.06×10^{04}	0.143
5211.471	156256	e	2.0	175440	o	2.0	-3.33	1.20×10^{05}	-0.028
5279.979	297259	e	2.0	316193	o	2.0	-2.90	3.11×10^{05}	0.194
5307.027	319558	o	1.0	338396	e	1.0	-2.22	1.44×10^{06}	-0.014
5484.842	156256	e	2.0	174483	o	1.0	-3.33	1.03×10^{05}	-0.035
5775.873	189359	e	2.0	206668	o	2.0	-3.49	6.23×10^{04}	-0.018
6115.899	156808	o	3.0	173154	e	4.0	-1.98	1.92×10^{06}	-0.322
6134.852	294885	o	1.0	311180	e	0.0	-3.15	1.35×10^{05}	-0.241
6720.427	174483	o	1.0	189359	e	2.0	-3.32	7.06×10^{04}	-0.093
7074.789	178140	e	3.0	192271	o	2.0	-1.98	1.52×10^{06}	-0.361
7164.275	178316	e	2.0	192271	o	2.0	-3.64	3.23×10^{04}	0.014
7182.032	175440	o	2.0	189359	e	2.0	-3.57	3.33×10^{04}	-0.012
7427.319	156808	o	3.0	170268	e	3.0	-3.38	5.28×10^{04}	0.197
9104.803	181290	e	1.0	192271	o	2.0	-3.59	2.33×10^{04}	-0.193
11342.995	172477	o	0.0	181290	e	1.0	-2.79	8.58×10^{04}	-0.551
12968.135	148547	o	1.0	156256	e	2.0	-2.27	2.10×10^{05}	-0.413
14444.413	189359	e	2.0	196281	o	1.0	-2.78	5.50×10^{04}	-0.265
14686.961	174483	o	1.0	181290	e	1.0	-2.86	4.31×10^{04}	0.395
17781.775	150634	o	2.0	156256	e	2.0	-3.45	7.48×10^{03}	0.099
18123.144	150634	o	2.0	156151	e	3.0	-2.30	1.10×10^{05}	-0.421
19331.845	170268	e	3.0	175440	o	2.0	-2.71	3.73×10^{04}	-0.236
22662.355	152397	e	3.0	156808	o	3.0	-3.99	1.21×10^{03}	-0.267
26083.469	174483	o	1.0	178316	e	2.0	-2.88	1.43×10^{04}	-0.283
34340.729	189359	e	2.0	192271	o	2.0	-3.01	8.42×10^{03}	0.108
34752.574	175440	o	2.0	178316	e	2.0	-3.14	3.48×10^{03}	0.222
37024.195	175440	o	2.0	178140	e	3.0	-3.42	1.41×10^{03}	-0.064
115308.815	156808	o	3.0	157675	e	4.0	-3.09	7.48×10^{02}	0.400