

Multiple transient memories in experiments on sheared non-Brownian suspensions

Joseph D. Paulsen^{1,2,4,*}, Nathan C. Keim^{3,4}, and Sidney R. Nagel⁴

¹*Department of Physics, University of Massachusetts, Amherst, Massachusetts 01003, USA*

²*Department of Polymer Science and Engineering, University of Massachusetts, Amherst, Massachusetts 01003, USA*

³*Department of Mechanical Engineering and Applied Mechanics, University of Pennsylvania, Philadelphia, Pennsylvania 19104, USA*

⁴*James Franck Institute and Department of Physics, The University of Chicago, Chicago, Illinois 60637, USA*

(Dated: May 18, 2022)

A system with multiple transient memories can remember a set of inputs but subsequently forgets almost all of them, even as they are continually applied. If noise is added, the system can store all memories indefinitely. The phenomenon has recently been found in computer models of cyclically sheared non-Brownian suspensions. Here we present experiments on such suspensions that show behavior that is consistent with multiple transient memories that become stabilized by noise.

PACS numbers: 05.60.-k, 05.65.+b, 45.50.-j, 82.70.Kj

A physical system has memory if it is endowed with the basic operations of imprinting, retrieval, and erasure. Common examples are mechanical marking or the flipping of magnetic domains. More exotic examples include return-point memory [1, 2] and aging and rejuvenation in glasses [3, 4]. These systems all support the intuition that (i) the more times an input is presented the stronger the memory becomes, and (ii) random noise is detrimental to memory retention. However, both attributes are violated by multiple transient memories, as seen in traveling charge-density waves [5, 6] and a model of sheared non-Brownian suspensions [7].

A charge-density wave conductor develops a memory when a series of identical current pulses is applied. The nonlinear voltage response becomes phase-locked to the *ends* of the pulses, indicating a memory of the pulse duration [8–10]. This behavior is reminiscent of the Kaiser effect in rocks [11] and the Mullins effect in rubber and biopolymer networks [12], where materials that undergo structural changes during loading will memorize aspects of their loading history. However, charge-density waves can also display multiple transient memories: they remember multiple pulse widths in a transient state, but forget almost all of them even as they are continually applied. Only if there is sufficient noise, can all the memories be retained indefinitely [5, 6].

Recently, Keim *et al.* [7, 13] showed how multiple transient memories could be generalized to a disordered system of particles under cyclic shear. A particulate system (e.g. grains, colloids, suspensions, or amorphous materials) that is sheared cyclically between amplitudes $\gamma = 0$ and γ_1 can often organize into a reversible steady-state. In some cases, these reversible states have an ordering property: a system that is sheared to a reversible state at γ_1 will be reversible for any smaller shear. Thus, a memory of γ_1 is encoded in terms of the reversibility of the particle trajectories versus γ . Multiple memories can be formed if several shear amplitudes, $\gamma_1 < \gamma_2 < \dots < \gamma_n$, are repeatedly applied. However, once the system relaxes to a state that is completely reversible up to amplitude

γ_n , the smaller training amplitudes can no longer be read out and are effectively erased. The effect of noise is to prevent the system from reaching a fully reversible state so that other memories can be retained. This is a concrete example of how plasticity in memory can emerge.

In this paper, we show experiments that are consistent with multiple transient memories. We cyclically shear neutrally buoyant, non-Brownian suspensions at low Reynolds number. Previous experiments [14, 15] had shown that, starting from a random configuration, the particle trajectories are initially irreversible but eventually reach a configuration where they retrace their paths exactly during each cycle. We demonstrate here that these steady-state configurations encode memories. Moreover, if we cyclically shear at *multiple* amplitudes, the different inputs can all be read out by measuring the degree of particle reversibility versus shear amplitude, γ . Noise is required to retain all memories at long times.

Experiment.—In the experiment, a viscous suspension (dynamic viscosity $\mu = 12,000$ cP) is cyclically sheared in a 6.3 mm gap between two cylinders in a circular Couette geometry. The suspension is composed of PMMA spheres (Cospheric, LLC) in a mixture of Triton X-100, water and zinc chloride that is index and density matched to the PMMA particles following ref. [16]. Except where otherwise stated, the particles have diameters, d , between $d = 106$ and $125 \mu\text{m}$, with volume fraction of $\phi = 0.35$. The suspension is slowly sheared by rotating the inner cylinder, keeping the Reynolds number (the ratio of inertial to viscous forces) below $Re = 0.008$. The Péclet number (the ratio of advection to diffusion) is $\sim 10^9$ so that the particles are effectively non-Brownian. The suspension floats on a low-viscosity ($\mu = 24$ cP) fluorinated oil (Fluorinert FC-70, 3M Company) and is open to air above so that the bottom and top surfaces are essentially stress-free. Before each experiment, the particle locations are randomized by applying one or two 360° rotations.

Fluorescent dye (Rhodamine 6G) is added to the fluid so that a two-dimensional slice of the suspension can be imaged using a laser sheet ($\lambda = 532$ nm). By submerging

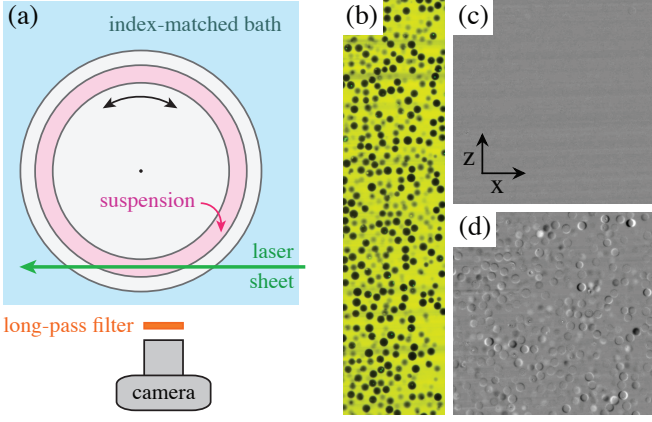


FIG. 1: (color online). Experimental setup. (a) Top view of the circular Couette cell containing a viscous suspension between two concentric cylinders. A two-dimensional slice of the suspension is imaged by shining a laser sheet into the fluorescently-dyed fluid. The fluoresced light is imaged through a long-pass filter. (b) A small region of the imaged slice. (c, d) Image subtractions showing the readout of a single memory formed at $\gamma_1 = 1.2$. Pictures of the suspension taken before readout shears of (c) $\gamma = 1.2$ and (d) $\gamma = 1.4$ subtracted from the pictures taken immediately afterwards. The subtractions show that the particle trajectories are reversible at $\gamma = 1.2$ but irreversible at $\gamma = 1.4$.

the cell in an index-matched bath, the laser sheet is not refracted as it enters the cell as shown in Fig. 1(a). Following [14, 15], we image the suspension stroboscopically, taking one picture at the same value of shear between each cycle. A portion of the field of view is pictured in Fig. 1(b). By comparing images before and after a shear, we identify the degree of reversibility of the suspension. If the particle trajectories are completely reversible, then the two images will be identical.

Single memories.—To demonstrate single-memory formation, we shear an initially randomized suspension cyclically between $\gamma = 0$ and $\gamma_1 = 1.2$ for 200 cycles. A readout consists of applying a series of shears of increasing amplitude, from $\gamma = 0$ to $\gamma = 3$ in increments of $\Delta\gamma = 0.2$. Figure 1(c) shows an image subtraction, where a picture of the suspension taken before the readout shear of amplitude $\gamma = 1.2$ was subtracted from a picture taken immediately after that shear. The result is approximately monotone, indicating that the particle trajectories are nearly reversible. Figure 1(d) shows an image subtraction from a readout shear, $\gamma = 1.4$. The particles are now clearly displaced showing a memory of amplitude $1.2 \leq \gamma < 1.4$.

In order to isolate *relative* particle displacements as opposed to uniform drifts, we track particles [17] to measure the variance of their displacements in the x direction over a cycle, normalized by the square of the particle diameter: σ_x^2/d^2 . If the particle paths are completely re-

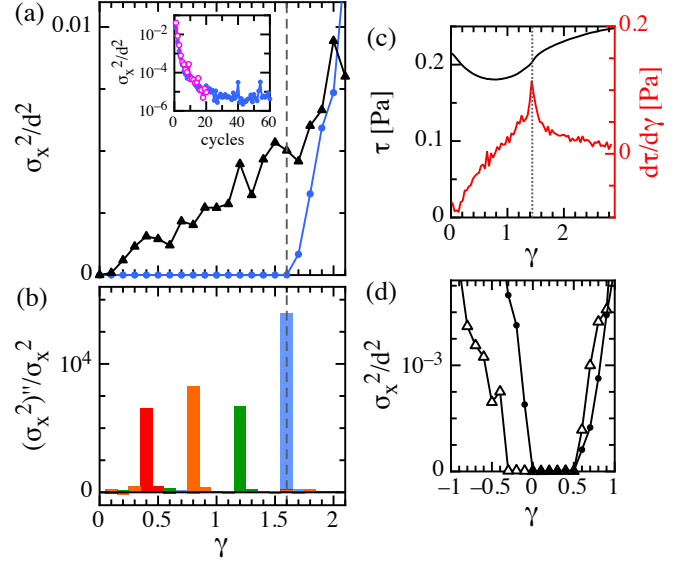


FIG. 2: (color online). Single memories. (a) *Inset*: σ_x^2/d^2 versus cycle number for $\gamma_1 = 1.6$. The system relaxes to a reversible steady-state in ~ 30 cycles. Closed circles: $Re = 0.007$. Open circles: 20 cycles with $Re = 0.001$. *Main*: Memory readout. σ_x^2/d^2 versus readout strain, γ . The system was trained with 100 cycles of $\gamma_1 = 1.6$. The suspension is reversible up to γ_1 . Triangles: Readout for a randomized suspension shows no memory. (b) $(\sigma_x^2)''/\sigma_x^2$ versus readout strain, for systems trained for 100 cycles at $\gamma_1 = 0.4, 0.8, 1.2$, and 1.6 . The peaks identify the memory values. (c) Rheology of a single memory showing the stress versus strain during a readout sweep. After training with 10 cycles $\gamma_1 = 1.44$, the stress (τ) on the inner cylinder is measured during a constant strain-rate shear starting at $\gamma = 0$. The stress shows a sharp increase at $\gamma = \gamma_1 = 1.44$. There is a peak in the slope of the data ($d\tau/d\gamma$) at $\gamma = \gamma_1 = 1.44$ (dotted line) indicating a stored memory at that shear amplitude. Here $\dot{\gamma} = 0.018$ corresponding to $Re = 0.0002$, and $d = 90$ to $106 \mu\text{m}$. (d) Two sides to a single memory: σ_x^2/d^2 versus readout strain for single memories, showing readouts in both the + (clockwise) and - (anti-clockwise) directions (with $\phi = 0.45$). Suspensions trained between $\gamma = 0$ and $\gamma_1 = 0.5$ (closed circles), and between $\gamma_{1-} = -0.3$ and $\gamma_{1+} = 0.5$ (open triangles).

versible, $\sigma_x^2/d^2 = 0$. The inset to Fig. 2(a) shows σ_x^2/d^2 versus cycle number for an initially randomized system that is sheared repeatedly to $\gamma_1 = 1.6$. To check that the experiments are in the low Reynolds-number limit, we repeated the experiments at two shear rates corresponding to $Re = 0.007$ and $Re = 0.001$. The inset to Fig. 2(a) shows the behavior is indistinguishable between the two runs.

Figure 2(a) shows σ_x^2/d^2 between readout cycles with amplitudes that ramp up in steps of $\Delta\gamma = 0.2$. To increase resolution, we interleave the data from two experiments having readouts that start from $\gamma = 0$ and from $\gamma = 0.1$. There is a sharp increase in σ_x^2/d^2 at $\gamma = \gamma_1 = 1.6$, thus identifying the memory formed there.

(The memory is present in the z -component of the variance as well, although the signal is more noisy.)

To highlight the memory, we take the second derivative of σ_x^2 with respect to γ and divide by σ_x^2 . To show that the memory value can be freely chosen, we plot this quantity for systems that were trained over a range of strains: $\gamma_1 = 0.4, 0.8, 1.2$, and 1.6 . The results, shown in Fig. 2(b), are sharply peaked, identifying the memories.

A memory is also present in the suspension rheology. Previous work has shown that the storage modulus (measured over a cycle of sinusoidal shearing) decays during the approach to a reversible steady-state [15]. Here we show that a memory may be retrieved simply by monitoring the stress, τ , during a single shear cycle. In addition to offering another readout method, this shows that a memory is stored in the interactions of the particles as the strain approaches the training amplitude, γ_1 .

As above, we apply 10 shear cycles at amplitude γ_1 , and then measure the stress on the inner cylinder during a constant strain-rate shear starting at $\gamma = 0$. The stress shows a sharp increase at the training value, γ_1 , as shown in Fig. 2(c). This feature identifies the stored memory.

Memory and shear direction.—Reference [13] noted that in simulations when a memory is encoded by applying cyclic shear between $\gamma = 0$ and $\gamma_1 > 0$, there will be an increase in particle reversibility when the system is strained in the reverse direction to $\gamma < 0$ as well as to $\gamma > \gamma_1$. Thus, a single memory stores two values, corresponding to the two reversal points between which the system is cyclically sheared.

We find this symmetry in our experiments. Figure 2(d) shows σ_x^2/d^2 from a system that was trained with $\gamma_1 = 0.5$. The memory was read out (using $\Delta\gamma = 0.1$) in the $+\gamma$ direction and in the $-\gamma$ direction in two separate experiments. The memory at $\gamma = 0$ can be placed in another location; Fig. 2(d) shows the readout curve where we trained the system between $\gamma_{1-} = -0.3$ and $\gamma_{1+} = 0.5$. As before, the memories are present at the two reversal points of the training [18].

Multiple memories.—As in the simulations in refs. [7, 13], we have formed multiple memories in our experiments by cyclically applying more than one strain amplitude. We repeatedly apply the sequence $\gamma_2, \gamma_1, \gamma_1, \gamma_1, \gamma_1$, where $\gamma_1 = 1.2$ and $\gamma_2 = 2.0$. Figure 3(a) shows the readout from 48 independent experiments, where this entire sequence is applied four times. There is a clear increase in particle irreversibility at $\gamma_2 = 2.0$. As shown in the inset to Fig. 3(a), the particle irreversibility also increases when the strain exceeds $\gamma_1 = 1.2$, which is apparent when the y-axis of the plot is expanded. This shows that both memories are stored in the system at the same time.

This is corroborated in Fig. 3(b), where we plot $(\sigma_x^2)''/\sigma_x^2$ of the averaged data. The two clear peaks correspond to the two memories. We expect that if γ_1 and γ_2 were applied in equal numbers, the memory of γ_1 would still be present, but would be much harder to see.

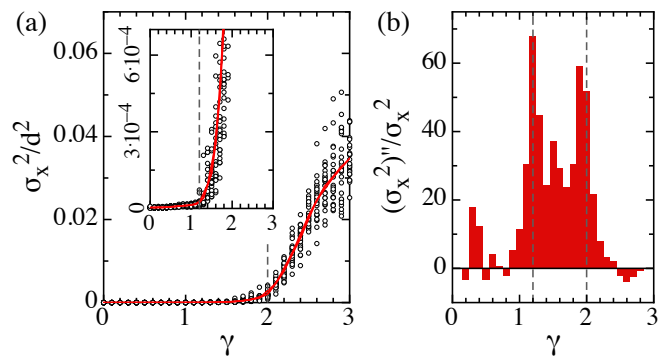


FIG. 3: (color online). Multiple Memories. (a) Readout of 48 independent experiments with the training sequence $\gamma = 2.0, 1.2, 1.2, 1.2, 1.2$ repeated 4 times. The readouts start from $\gamma = 0$ or $\gamma = 0.1$, with $\Delta\gamma = 0.2$. Points: individual runs, line: average values. The system shows a sharp increase in irreversibility at the larger training amplitude, $\gamma_2 = 2.0$. Inset: A memory of the smaller training value, $\gamma_1 = 1.2$, is visible on an expanded y-axis. (b) $(\sigma_x^2)''/\sigma_x^2$ of the averaged data in (a), computed separately for the two different readouts with $\Delta\gamma = 0.2$, starting at $\gamma = 0$ and $\gamma = 0.1$. The two memories are signified by the peaks.

Figure 4(a) shows a readout of $(\sigma_x^2)''/\sigma_x^2$ (averaged over 6 experiments) for another pair of strain amplitudes, $\gamma_1 = 0.8$ and $\gamma_2 = 1.6$. The system was trained using two applications of the sequence $\gamma_2, \gamma_1, \gamma_1, \gamma_1, \gamma_1$. The two peaks correspond to the new training values. In Fig. 4(b) and (c), we show the corresponding data when the same sequence is applied 3 times and 12 times, respectively. As the larger-strain memory becomes stronger the smaller-amplitude memory is progressively erased. This is because a suspension that is completely reversible for strains up to γ_2 cannot show any change in reversibility at a smaller strain amplitude, $\gamma_1 < \gamma_2$. This is in accord with the simulations [7, 13].

Noise stabilization of multiple memories.—In the idealized low Reynolds-number limit, the suspension dynamics should be independent of shear rate and, if undisturbed, the suspension should retain a memory indefinitely. However, in our experiment, the reversibility gradually erodes as the suspension ages; Figure 4(d) shows the height of the peak in $(\sigma_x^2)''/\sigma_x^2$ for a single memory, as a function of the duration of a pause introduced between the final training cycle and the readout. The memory is robust for short pauses but decays as the pause increases. We believe that this decay is due to slow drifts in particle positions caused by imperfect density matching or small temperature gradients.

We leverage this feature by introducing pauses after each shear cycle of our training. In Fig. 4(c), there was no pause between cycles and the smaller memory was forgotten. In Fig. 4(e), we apply an identical training protocol except that we now include an 8-minute pause

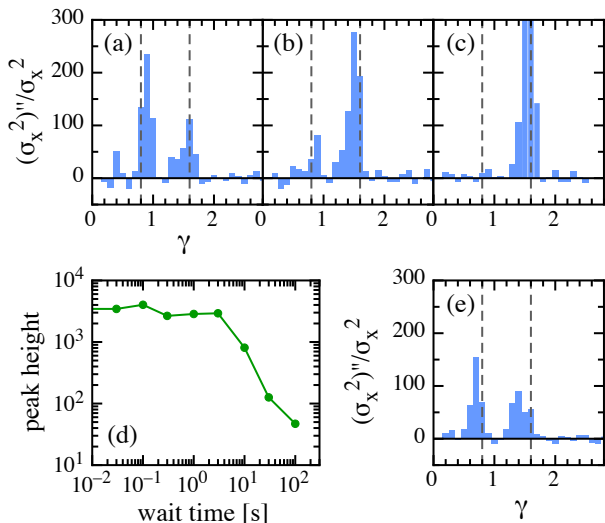


FIG. 4: (color online). Forgetting and stabilization by noise. $(\sigma_x'')/\sigma_x^2$ versus readout strain with the training sequence $\gamma = 1.6, 0.8, 0.8, 0.8, 0.8, 0.8$, which is repeated (a) 2 times, (b) 3 times and (c) 12 times. As the peak at $\gamma_2 = 1.6$ becomes stronger, the one at $\gamma_1 = 0.8$ gradually disappears. The peak height in (c) is 2,500 and is located at $\gamma = 1.6$. (d) Degradation of single memory by ambient noise. After training with 20 cycles of $\gamma_1 = 1.2$, the peak height of $(\sigma_x'')/\sigma_x^2$ decreases with increasing wait time between the final training cycle and the readout. (e) An 8-minute pause was inserted between each cycle of the training sequence used in (c). The pause restores the smaller-amplitude memory that had been erased by the repeated training sequence.

between cycles. In this case, $(\sigma_x'')/\sigma_x^2$ versus γ shows *both* memories are again present: the addition of noise has allowed the smaller memory to survive. Similar behavior was found in the simulations where it was interpreted as noise preventing the system from ever reaching a fixed point with complete reversibility up to amplitude γ_2 .

We do not yet know whether the forgetting is sufficiently gradual that one memory always erodes slowly while another takes over. In the present experiments with two strain amplitudes, we have not been able to detect the memory at γ_1 if the larger shear, γ_2 , was the last one applied. This key point distinguishes multiple transient memories from other classes of memory, such as return-point memory. However, simulations of multiple transient memories [13] show that if the kick given to the particles during a collision is too large, then the memory of the smaller shear, γ_1 , can be very hard to discern, although it is still there and can be detected in very large systems or when many averages are taken. Indeed, our experiments appear to correspond to this behavior. Further experiments should be able to elucidate this issue.

Conclusion.—We have experimentally demonstrated multiple memories in sheared non-Brownian suspensions.

These have many of the properties of multiple transient memories in simplified simulations of sheared suspensions [7, 13] and in traveling charge-density waves [5, 6]: (i) the suspension can learn multiple memories, (ii) the memory of the smaller input strain is erased even as that input is continually applied and (iii) the memory of the smaller input value is stabilized by the presence of noise. Also, like charge-density waves, the sheared suspensions remember the direction of the last applied deformation. This work opens the way to look for multiple transient memories in other contexts, such as in granular [19, 20] and amorphous materials [21–24], where particles are in constant contact, as well as under other forms of repetitive driving, such as tapping.

We thank Eric Brown and Carlos Orellana for assistance with the rheology. We also thank Dustin Kleckner for assistance designing the laser sheet. J.D.P. gratefully acknowledges funding from the Grainger Foundation Fellowship. This work was supported by NSF Grant DMR-1105145 and NSF-MRSEC DMR-0820054. Use of the MRSEC Rheometry Facility is gratefully acknowledged.

* Electronic address: paulsenj@umass.edu

- [1] J. A. Barker, D. E. Schreiber, B. G. Huth, and D. H. Everett, Proceedings of the Royal Society of London. A. Mathematical and Physical Sciences **386**, 251 (1983).
- [2] J. P. Sethna, K. Dahmen, S. Kartha, J. A. Krumhansl, B. W. Roberts, and J. D. Shore, Phys. Rev. Lett. **70**, 3347 (1993).
- [3] K. Jonason, E. Vincent, J. Hammann, J. P. Bouchaud, and P. Nordblad, Phys. Rev. Lett. **81**, 3243 (1998).
- [4] L.-N. Zou and S. R. Nagel, Phys. Rev. Lett. **104**, 257201 (2010).
- [5] S. N. Coppersmith, T. C. Jones, L. P. Kadanoff, A. Levine, J. P. McCarten, S. R. Nagel, S. C. Venkataramani, and X. Wu, Phys. Rev. Lett. **78**, 3983 (1997).
- [6] M. L. Povinelli, S. N. Coppersmith, L. P. Kadanoff, S. R. Nagel, and S. C. Venkataramani, Phys. Rev. E **59**, 4970 (1999).
- [7] N. C. Keim and S. R. Nagel, Phys. Rev. Lett. **107**, 010603 (2011).
- [8] R. M. Fleming and L. F. Schneemeyer, Phys. Rev. B **33**, 2930 (1986).
- [9] S. Brown, G. Grüner, and L. Mihály, Solid State Communications **57**, 165 (1986), ISSN 0038-1098.
- [10] S. N. Coppersmith and P. B. Littlewood, Phys. Rev. B **36**, 311 (1987).
- [11] K. Kurita and N. Fujii, Geophysical Research Letters **6**, 9 (1979).
- [12] K. M. Schmoller and A. R. Bausch, Nature Materials **12**, 278 (2013).
- [13] N. C. Keim, J. D. Paulsen, and S. R. Nagel, Phys. Rev. E **88**, 032306 (2013).
- [14] D. J. Pine, J. P. Gollub, J. F. Brady, and A. M. Leshansky, Nature **438**, 997 (2005).
- [15] L. Corté, P. M. Chaikin, J. P. Gollub, and D. J. Pine, Nature Physics **4**, 420 (2008).

- [16] G. P. Krishnan, S. Beimfohr, and D. T. Leighton, *Journal of Fluid Mechanics* **321**, 371 (1996).
- [17] J. C. Crocker and D. G. Grier, *Journal of Colloid and Interface Science* **179**, 298 (1996).
- [18] After the system is subjected to a large-amplitude strain, we find a memory of the shear direction—the particle trajectories are more reversible if the shear direction is reversed. This is also the direction in which it is easier to shear the system, as has been observed in suspensions [25] and granular materials [26]. It is also reminiscent of pulse-sign memory in charge-density waves, where the voltage response of the system is faster if the second pulse shares the sign of the first, versus if they have opposite signs [27].
- [19] S. Slotterback, M. Mailman, K. Ronaszegi, M. van Hecke, M. Girvan, and W. Losert, *Phys. Rev. E* **85**, 021309 (2012).
- [20] J. Ren, J. A. Dijksman, and R. P. Behringer, *Phys. Rev. Lett.* **110**, 018302 (2013).
- [21] N. C. Keim and P. E. Arratia, *Soft Matter* **9**, 6222 (2013).
- [22] I. Regev, T. Lookman, and C. Reichhardt, *Phys. Rev. E* **88**, 062401 (2013).
- [23] N. C. Keim and P. E. Arratia, *Phys. Rev. Lett.* **112**, 028302 (2014).
- [24] D. Fiocco, G. Foffi, and S. Sastry, *Phys. Rev. Lett.* **112**, 025702 (2014).
- [25] F. Gadala-Maria and A. Acrivos, *Journal of Rheology* **24**, 799 (1980).
- [26] M. Toiya, J. Stambaugh, and W. Losert, *Phys. Rev. Lett.* **93**, 088001 (2004).
- [27] R. M. Fleming and L. F. Schneemeyer, *Phys. Rev. B* **28**, 6996 (1983).