

Orbital ordering transition in the single-layer manganites near half doping: a weak-coupling approach

Dheeraj Kumar Singh¹ and Tetsuya Takimoto^{2*}

¹*Asia Pacific Center for Theoretical Physics,
Pohang, Gyeongbuk 790-784, Korea and*

²*Department of Physics, Hanyang University,
17 Haengdang, Seongdong, Seoul 133-791, Korea*

The roles of crystal-field splitting and Jahn-Teller distortions on the orbital ordering transition are investigated in the single-layer manganites near half doping. Crystal-field splitting of energy levels favoring the $d_{3z^2-r^2}$ occupancy provides not only the correct Fermi surface topology for $\text{La}_{0.5}\text{Sr}_{1.5}\text{MnO}_4$ having a circular electron pocket around the Γ point, but also enhances the flatness of the hole pocket around the M point thereby improving the nesting. In the presence of the circular electron pocket, Jahn-Teller distortions are found to be crucial for the transition to the transverse orbital ordering with ordering wavevector $(0.5\pi, 0.5\pi)$. In the hole-doping regime $0.5 \leq x \leq 0.7$, the orbital ordering wavevector shows a linear dependence on the hole concentration in accordance with the experiments.

PACS numbers: 75.30.Ds, 71.27.+a, 75.10.Lp, 71.10.Fd

I. INTRODUCTION

The intricate interplay of spin, charge, orbital, and lattice degrees of freedom is highlighted exquisitely by CE-type phase, which exhibits simultaneous spin, charge, and orbital ordering in half-doped layered^{1,2} as well as pseudo-cubic manganites³. The composite spin-charge-orbital ordered state consists of Mn^{3+} and Mn^{4+} ions arranged in a checkerboard pattern, an orbital order of so-called e_g electrons of the Mn^{3+} ions with wave vector $(\pi/2, \pi/2, 0)$, and a ferromagnetic alignment of spins of $\text{Mn}^{3+(4+)}$ ions along a zig-zag chain with the antiferromagnetic coupling between the neighboring chains.^{4,5}

Half-doped $\text{La}_{0.5}\text{Sr}_{1.5}\text{MnO}_4$ exhibits a charge and orbital ordering at a transition temperature $T_{OO} \approx 220$ K, and undergoes a further phase transition to the CE-type ordered state at a lower temperature $T_N \approx 110$ K retaining the charge and orbital structures found below T_{OO} . The charge-orbital ordering observed in the hole-doped regime $0.5 \leq x < 0.7$ for the single-layer manganites by high-resolution electron microscopy (HREM)⁶, optical spectroscopy⁷, and x-ray experiments⁸ has been described as 'Wigner crystal' type⁹ associated with a charge-density wave of $d_{x^2-y^2}(d_{3z^2-r^2})$ electrons. The orbital ordering wavevector depends on the hole doping x in an elementary manner $Q_x = Q_y = \pi(1-x)$.

Nature of the orbital ordering have been explored using resonant elastic soft x-ray scattering experiments (RSXS)¹⁰⁻¹² and linear dichroism (LD)^{13,14} in $\text{La}_{0.5}\text{Sr}_{1.5}\text{MnO}_4$. However, no consensus has been reached yet regarding whether $d_{3x^2-r^2}/d_{3y^2-r^2}$ ^{11,14}- or $d_{x^2-z^2}/d_{y^2-z^2}$ ^{12,13}-type orbital order exists. On the other hand, both the experimental methods have emphasized the important role of Jahn-Tellar distortions of MnO_6 octahedra on stabilizing the orbital order.^{12,13}

In the undoped LaSrMnO_4 , two-fold degeneracy of $d_{x^2-y^2}(d_{3z^2-r^2})$ orbitals is no longer present in the tetragonal symmetry, which results in a favorable occupancy of $d_{3z^2-r^2}$ orbital in comparison to $d_{x^2-r^2}$ as revealed by x-ray diffraction (XRD)¹⁵ and optical spectra measurements.¹⁶ The estimate of the effective crystal-field parameter Δ by the optical spectra measurement is around ~ 0.5 eV, which is of the order of hopping parameter according to the band-structure calculation.¹⁷ However, the difference in the occupancies of in- and out-of-plane orbitals diminishes on increasing Sr doping until it becomes small at half doping. This can result from an additional contribution of the long-range Coulomb interaction to the crystal field, wherein nearest neighbor Mn^{4+} ions tend to drag the out-of-plane electron

cloud to the basal plane, thereby enhancing the occupancy of $d_{x^2-y^2}$ orbital.¹⁸ Therefore, the effective crystal-field parameter at half doping must be smaller than the undoped case.

Most of the theoretical studies investigating the charge and orbital ordering in manganites have been carried out in the strong coupling regime.¹⁹ However, recent angle resolved photoemission spectroscopy (ARPES) measurements^{20–22} on layered manganites have suggested an alternate plausible explanation for the charge-orbital ordered state discussed above, wherein the relationship between the Fermi surface characteristics and the charge/orbital order is crucial. According to the ARPES measurement, the Fermi surface of $\text{La}_{0.5}\text{Sr}_{1.5}\text{MnO}_4$ consists of a circular electron pocket around the Γ point and a relatively large hole pocket around the M point.²² The flatness of substantial portion of the hole pockets provides good nesting, which can lead eventually to the Fermi surface instability to an orbital order with renormalized interactions within the Fermi-liquid picture. Furthermore, the nesting wavevector shows a linear dependence on the hole doping and is incommensurate within the hole-doping regime $0.4 \leq x < 0.6$ in the bilayer manganites²³ whereas similar ARPES measurements are unavailable for the single-layer manganites. In a recent study of the density-wave state proposed for the half-doped single layer manganite, only the roles of on-site inter-orbital and inter-site Coulomb interaction have been investigated while the electron pocket around the Γ point observed by ARPES was not considered.²⁴

In this paper, we emphasize on the essential role of Jahn-Teller distortions in obtaining the experimentally observed orbital ordering in the charge-orbital ordered phase near half doping for the realistic electronic state observed by ARPES, which also includes the electron pocket around the Γ point. To reproduce ARPES Fermi surface, we incorporate the tetragonal crystal-field splitting between $d_{x^2-y^2}$ and $d_{3z^2-r^2}$ orbitals, which can significantly influence the shape as well as the orbital composition of Fermi surface, and hence the orbital ordering. We focus only on the orbital aspect of the transition involving ordering parameters belonging to either B_{1g} representation which breaks the four-fold rotation symmetry or A_{1g} representation which does not, without considering the charge ordering which can be induced in the orbital ordered state by the long-range Coulomb interaction. Moreover, the dependence of orbital instability on the hole doping is investigated in the entire hole doping region $0.5 \leq x \leq 0.7$.

II. MODEL HAMILTONIAN

We consider a two orbital Hubbard-type Hamiltonian spanned by $d_{x^2-y^2}$ and $d_{3z^2-r^2}$ orbitals for the single-layer manganites

$$\mathcal{H} = H_{\text{kin}} + H_{\text{el-el}} + H_{\text{CEF}} + H_{\text{JT}}, \quad (1)$$

which includes kinetic term H_{kin} , on-site Coulomb interaction $H_{\text{el-el}}$, tetragonal crystal-field splitting H_{CEF} , and Jahn-Teller term H_{JT} .

The kinetic term within the tight-binding description

$$H_{\text{kin}} = - \sum_{\gamma\gamma'\sigma\mathbf{ia}} t_{\gamma\gamma'}^{\mathbf{a}} d_{\gamma\sigma\mathbf{i}}^\dagger d_{\gamma'\sigma\mathbf{i}+\mathbf{a}} \quad (2)$$

includes $d_{1\sigma\mathbf{i}}^\dagger$ ($d_{2\sigma\mathbf{i}}^\dagger$) as the electron creation operator at site \mathbf{i} with spin σ in the orbital $d_{x^2-y^2}$ ($d_{3z^2-r^2}$). $t_{\gamma\gamma'}^{\mathbf{a}}$ are the hopping elements between γ and γ' orbitals along \mathbf{a} connecting the nearest-neighboring sites, which are given by $t_{11}^{\mathbf{x}} = -\sqrt{3}t_{12}^{\mathbf{x}} = -\sqrt{3}t_{21}^{\mathbf{x}} = 3t_{22}^{\mathbf{x}} = 3t/4$ for $\mathbf{a} = \mathbf{x}$ and $t_{11}^{\mathbf{y}} = \sqrt{3}t_{12}^{\mathbf{y}} = \sqrt{3}t_{21}^{\mathbf{y}} = 3t_{22}^{\mathbf{y}} = 3t/4$ for $\mathbf{a} = \mathbf{y}$, respectively. In the following, t is set to be the unit of energy.

The crystalline-electric field (CEF) term accounts for the splitting of e_g levels in the tetragonal symmetry, and is given by

$$H_{\text{CEF}} = -\Delta \sum_{\mathbf{i}} \mathcal{T}_{\mathbf{i}}^z = -\Delta \sum_{\sigma\mathbf{i}} (d_{1\sigma\mathbf{i}}^\dagger d_{1\sigma\mathbf{i}} - d_{2\sigma\mathbf{i}}^\dagger d_{2\sigma\mathbf{i}}). \quad (3)$$

A negative Δ which favors the occupancy of $d_{3z^2-r^2}$ orbital over $d_{x^2-y^2}$ orbital is used herefrom.

The on-site Coulomb interaction

$$H_{\text{el-el}} = U \sum_{\gamma\mathbf{i}} n_{\gamma\sigma\mathbf{i}} n_{\gamma-\sigma\mathbf{i}} + U' \sum_{\mathbf{i}} n_{\gamma\mathbf{i}} n_{\gamma'\mathbf{i}} - J_{\text{H}} \sum_{\mathbf{i}} \mathbf{S}_{\mathbf{i}} \cdot \mathbf{s}_{\mathbf{i}} \quad (4)$$

includes intra-orbital (U) and inter-orbital (U') Coulomb interactions. Third term represents the Hund's coupling (J_{H}) between the spin $\mathbf{s}_{\mathbf{i}} = \sum_{\gamma\sigma\sigma'} d_{\gamma\sigma\mathbf{i}}^\dagger \boldsymbol{\sigma}_{\sigma\sigma'} d_{\gamma\sigma'\mathbf{i}}$ of e_g electrons and the localized t_{2g} spin $\mathbf{S}_{\mathbf{i}}$. Since the spins are thermally disordered in the high-temperature phase of charge-orbitally ordered state, we drop the third term for simplicity while keeping the intra-orbital Coulomb interaction term which, apart from being the largest interaction in the manganites, can also influence the orbital ordering as discussed below.

Finally, we consider the Jahn Teller term

$$H_{JT} = \sum_{\mathbf{i}} g Q_{\mathbf{i}} \mathcal{T}_{\mathbf{i}}^l + \sum_{\mathbf{i}} [P_{\mathbf{i}}^2/(2M) + K_l Q_{\mathbf{i}}^2/2], \quad (5)$$

wherein $Q_{0\mathbf{i}}$, $Q_{1\mathbf{i}}$ and $Q_{2\mathbf{i}}$ are the breathing mode distortion, $(x^2 - y^2)$ - and $(3z^2 - r^2)$ -type Jahn-Teller distortions, respectively. $P_{\mathbf{i}}$ is the canonical conjugate momentum of $Q_{\mathbf{i}}$. Here,

$$\begin{aligned} \mathcal{T}_{\mathbf{i}}^0 &= \sum_{\gamma\sigma\mathbf{i}} d_{\gamma\sigma\mathbf{i}}^\dagger d_{\gamma\sigma\mathbf{i}} \\ \mathcal{T}_{\mathbf{i}}^x &= \sum_{\mathbf{i}\sigma} (d_{1\sigma\mathbf{i}}^\dagger d_{2\sigma\mathbf{i}} + d_{2\sigma\mathbf{i}}^\dagger d_{1\sigma\mathbf{i}}) \\ \mathcal{T}_{\mathbf{i}}^z &= \sum_{\mathbf{i}\sigma} (d_{1\sigma\mathbf{i}}^\dagger d_{1\sigma\mathbf{i}} - d_{2\sigma\mathbf{i}}^\dagger d_{2\sigma\mathbf{i}}) \end{aligned} \quad (6)$$

are the charge operator, the transverse and longitudinal components of orbital operator, respectively. The second term of H_{JT} represents the kinetic and the potential energies for the distortions with the common mass M and the spring constant K_l . In the following, we assume $K_x = K_z = fK_0 = K$ though our system has the tetragonal symmetry, where f is the ratio of spring constants for breathing and Jahn-Teller modes. Using the standard quantization of phonons with setting $\hbar = 1$, the phonon operator $a_{\mathbf{i}}$ is related to the distortion $Q_{\mathbf{i}}$ through $Q_{\mathbf{i}} = (a_{\mathbf{i}} + a_{\mathbf{i}}^\dagger)/\sqrt{2\omega'_l M}$ with the phonon energy $\omega'_l = \sqrt{K_l/M}$, so that the Jahn-Teller term can be expressed as

$$H_{JT} = \sum_{\mathbf{i}} g'_l (a_{\mathbf{i}} + a_{\mathbf{i}}^\dagger) \mathcal{T}_{\mathbf{i}}^l + \sum_{\mathbf{i}} \omega'_l (a_{\mathbf{i}}^\dagger a_{\mathbf{i}} + 1/2), \quad (7)$$

where $g'_l = g/\sqrt{2\omega'_l M}$.

III. ELECTRONIC STATES

The kinetic and the CEF parts of the Hamiltonian can be expressed as

$$H_{\text{kin}}(\mathbf{k}) + H_{\text{CEF}} = \sum_{\mathbf{k}\sigma} \psi_{\mathbf{k}\sigma}^\dagger [(\varepsilon_+(\mathbf{k}) - \mu) \hat{\tau}^0 + \varepsilon_-(\mathbf{k}) \hat{\tau}^3 + \varepsilon_{12}(\mathbf{k}) \hat{\tau}^1] \psi_{\mathbf{k}\sigma}, \quad (8)$$

where $\psi_{\mathbf{k}\sigma}^\dagger = (d_{1\sigma}(\mathbf{k}) \ d_{2\sigma}(\mathbf{k}))$, μ is the chemical potential, $\hat{\tau}^0$, $\hat{\tau}^1$, and $\hat{\tau}^3$ are the unit matrix, x , and z components of the Pauli matrices, respectively. The coefficients of the components are given by

$$\begin{aligned} \varepsilon_+(\mathbf{k}) &= (\varepsilon_1(\mathbf{k}) + \varepsilon_2(\mathbf{k}))/2, \quad \varepsilon_-(\mathbf{k}) = (\varepsilon_1(\mathbf{k}) - \varepsilon_2(\mathbf{k}))/2 - \Delta \\ \varepsilon_{12}(\mathbf{k}) &= \sqrt{3}(\cos k_x - \cos k_y)/2, \end{aligned}$$

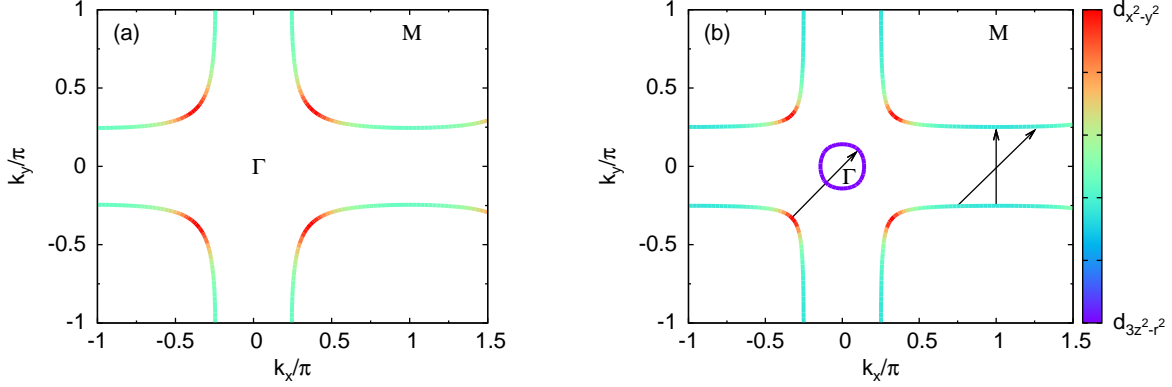


FIG. 1. Fermi surfaces with orbital densities for different values of the crystal-field parameter $\Delta =$ (a) 0.0 and (b) -0.3 with the chemical potentials $\mu = -1.21$ and -1.245 , respectively.

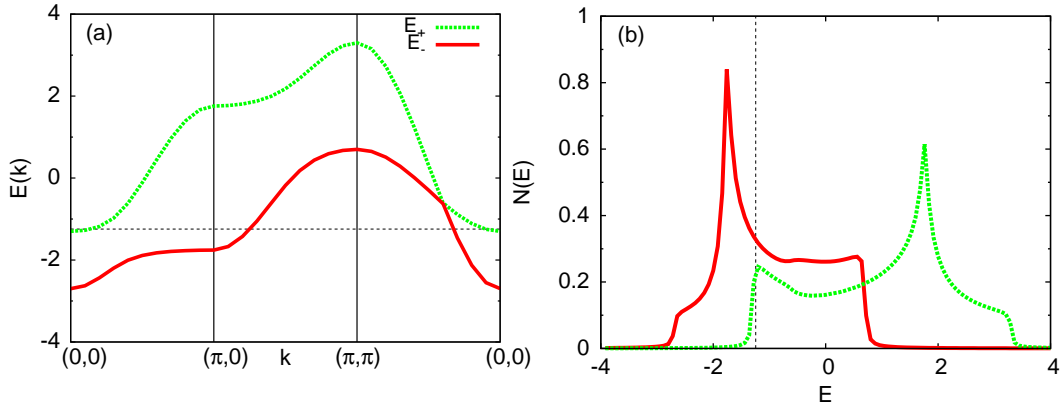


FIG. 2. (a) Electronic dispersion in the high-symmetry directions with the crystal-field splitting $\Delta = -0.3$ and chemical potential $\mu = -1.245$, and (b) density of states for the two bands with each having a Van Hove singularity.

with

$$\varepsilon_1(\mathbf{k}) = -3(\cos k_x + \cos k_y)/2, \quad \varepsilon_2(\mathbf{k}) = -(\cos k_x + \cos k_y)/2.$$

Then, the matrix of the single electron Matsubara Green's function is described by

$$\hat{G}^{(0)}(\mathbf{k}, i\omega_n) = \frac{(i\omega_n - \varepsilon_+(\mathbf{k}) + \mu) \hat{\tau}^0 - \varepsilon_-(\mathbf{k}) \hat{\tau}^3 + \varepsilon_{12}(\mathbf{k}) \hat{\tau}^1}{(i\omega_n - E_+(\mathbf{k}))(i\omega_n - E_-(\mathbf{k}))}, \quad (9)$$

where

$$E_{\pm}(\mathbf{k}) = \varepsilon_+(\mathbf{k}) \pm \sqrt{\varepsilon_-^2(\mathbf{k}) + \varepsilon_{12}^2(\mathbf{k})} - \mu, \quad (10)$$

and Fermionic Matsubara frequency $\omega_n = (2n + 1)\pi T$.

Fig. 1 shows the Fermi surfaces for different values of crystal-field parameter $\Delta = 0.0$ and -0.3 with chemical potentials $\mu = -1.21$ and -1.245 , respectively. For both the cases,

a large hole pocket is present around the M point. However, a circular electron pocket around the Γ point and relatively straightened hole pockets around the M point are the characteristic features for $\Delta = -0.3$, which are in agreement with the ARPES measurement on the half-doped $\text{La}_{0.5}\text{Sr}_{1.5}\text{MnO}_4$.²² The electron pocket has predominantly $d_{3z^2-r^2}$ orbital character while the hole pockets have large $d_{x^2-y^2}$ ($d_{3z^2-r^2}$) orbital character in the Γ -M (Γ -X) direction. Especially, since the orbital mixing ($\varepsilon_{12}(\mathbf{k})$) vanishes along Γ -M, the electronic states on the electron and hole Fermi surfaces have the orbital characters of $d_{3z^2-r^2}$ and $d_{x^2-y^2}$ (Fig. 1), respectively. Two types of nesting vector $(0.5\pi, 0)$ and $(0.5\pi, 0.5\pi)$ are expected for $\Delta = -0.3$ because of the enhanced flatness of the hole Fermi Surface and the additional Fermi surface around the Γ point, respectively. The former is the nesting between Fermi surface segments dominated by the same orbital $d_{3z^2-r^2}$, while the latter is the one between Fermi surfaces dominated by different orbitals. Fig. 2 shows the electron band-structure and the density of states with $\Delta = -0.3$ and $\mu = -1.245$. There is a Van Hove singularity corresponding to a saddle point at $\mathbf{k} = (\pi, 0)$ for each band.

IV. STATIC SUSCEPTIBILITY

To investigate the orbital-ordering instabilities, we consider the orbital susceptibilities defined as follows:

$$\chi^{ij}(\mathbf{q}, i\Omega_n) = \int_0^\beta d\zeta e^{i\Omega_n\zeta} \langle T_\zeta [\mathcal{T}_{\mathbf{q}}^i(\zeta) \mathcal{T}_{-\mathbf{q}}^j(0)] \rangle. \quad (11)$$

Here, $\langle \dots \rangle$ denotes thermal average, T_ζ imaginary time ordering, and Ω_n are the Bosonic Matsubara frequencies. $\mathcal{T}_{\mathbf{q}}^l$ is obtained as the Fourier transformation of $\mathcal{T}_{\mathbf{i}}^l$ described in the previous section

$$\mathcal{T}_{\mathbf{q}}^l = \sum_{\sigma\mathbf{k}} \psi_\sigma^\dagger(\mathbf{k} + \mathbf{q}) \hat{\tau}^l \psi_\sigma(\mathbf{k}), \quad (12)$$

where, $\psi_\sigma^\dagger(\mathbf{k}) = (d_{1\sigma}^\dagger(\mathbf{k}), d_{2\sigma}^\dagger(\mathbf{k}))$. For the spin-ordering instability, it will be sufficient to replace the orbital operators in Eq. (12) by the z -component of the spin operator defined as

$$S_{\mathbf{q}}^{zl} = \frac{1}{2} \sum_{\sigma\mathbf{k}} \psi_\sigma^\dagger(\mathbf{k} + \mathbf{q}) \sigma \hat{\tau}^l \psi_\sigma(\mathbf{k}), \quad (13)$$

where $\sigma = \pm 1$.

Divergence of the static spin (orbital) susceptibility ($\hat{\chi}^{s(o)}(\mathbf{q})$) enhanced by the Coulomb interaction $\hat{U}^{s(o)}$ signals the spin-ordering (orbital-ordering) instability,²⁵ which is calculated within the RPA-level

$$\hat{\chi}^{s(o)}(\mathbf{q}) = [\hat{1} + \hat{U}^{s(o)} \hat{\chi}(\mathbf{q})]^{-1} \hat{\chi}(\mathbf{q}), \quad (14)$$

where row and column labels appear in the order 11, 22, 12, and 21 with 1 and 2 being the orbital indices. $\hat{1}$ is the 4×4 unit matrix. The matrix elements of $\hat{\chi}(\mathbf{q})$ are defined by $\chi_{\mu\nu,\alpha\beta}(\mathbf{q}) = -T \sum_{\mathbf{k},n} G_{\alpha\mu}^{(0)}(\mathbf{k} + \mathbf{q}, i\omega_n) G_{\nu\beta}^{(0)}(\mathbf{k}, i\omega_n)$, $G_{\mu\nu}^{(0)}(\mathbf{k}, i\omega_n)$ is the bare Green's function given in the last section. After integrating out the Jahn-Teller phonons, the Coulomb interaction $\hat{U}^{s(o)}$ is replaced by the renormalized one $\hat{U}^{s(o)}$ given by²⁶

$$\tilde{U}_{n_1 n_2, n_3 n_4}^{s(o)} = \begin{cases} -U (U - 2g_0'^2 D_0(i\Omega_n) - 2g_z'^2 D_z(i\Omega_n)) & (n_1 = n_2 = n_3 = n_4) \\ -U' (-U' - 2g_x'^2 D_x(i\Omega_n)) & (n_1 = n_3 \neq n_2 = n_4) \\ 0 (2U' - 2g_0'^2 D_0(i\Omega_n) + 2g_z'^2 D_z(i\Omega_n)) & (n_1 = n_2 \neq n_3 = n_4) \\ 0 (-2g_x'^2 D_x(i\Omega_n)) & (n_1 = n_4 \neq n_2 = n_3) \\ 0 & (\text{otherwise}) \end{cases}, \quad (15)$$

where the local phonon Green's function is

$$D_l(i\Omega_n) = \frac{2\omega_l'}{\Omega_n^2 + \omega_l'^2}. \quad (16)$$

In the following, we use a dimensionless electron-phonon coupling as $\lambda = 2g_x'^2 D_x(0)$.

The instability for the spin- and orbital-ordered phases is determined by the conditions $\det[\hat{1} + \hat{U}^{s(o)} \hat{\chi}(\mathbf{q})] = 0$. Especially, the instability equation for $q_x = q_y$ reduces to $\det[\hat{1} + \hat{U}_1^{s(o)} \hat{\chi}_1(\mathbf{q})] \times \det[\hat{1} + \hat{U}_2^{s(o)} \hat{\chi}_2(\mathbf{q})] = 0$ due to the block-diagonal forms of both the interaction $\hat{U}^{s(o)}$ and the bare susceptibility $\hat{\chi}(\mathbf{q})$ matrices, where $\hat{U}_i^{s(o)}$ and $\hat{\chi}_i(\mathbf{q})$ are 2×2 matrices in the basis spanned by 11 and 22 (12 and 21) for $i = 1(2)$. The momentum dependence of all the matrix elements of $\hat{\chi}_i(\mathbf{q})$ are of A_{1g} representation, while those of remaining matrix elements of $\hat{\chi}(\mathbf{q})$ are of the B_{1g} representation, whose basis function is $q_x^2 - q_y^2$. Therefore, the elements of the off-diagonal 2×2 block matrices vanish identically for $q_x = q_y$.

In the tetragonal symmetry, orbital operators \mathcal{T}^0 , \mathcal{T}^x , \mathcal{T}^y , and \mathcal{T}^z , belong to the one dimensional representations A_{1g} , B_{1g} , A_{2g} , and A_{1g} , respectively. Here, we note that \mathcal{T}^x breaks the four-fold rotation symmetry whereas \mathcal{T}^z does not. The transition to the ordered state with A_{1g} symmetry formed by the two order parameters $\mathcal{T}_{\mathbf{q}}^0$ and $\mathcal{T}_{\mathbf{q}}^z$ is signaled by

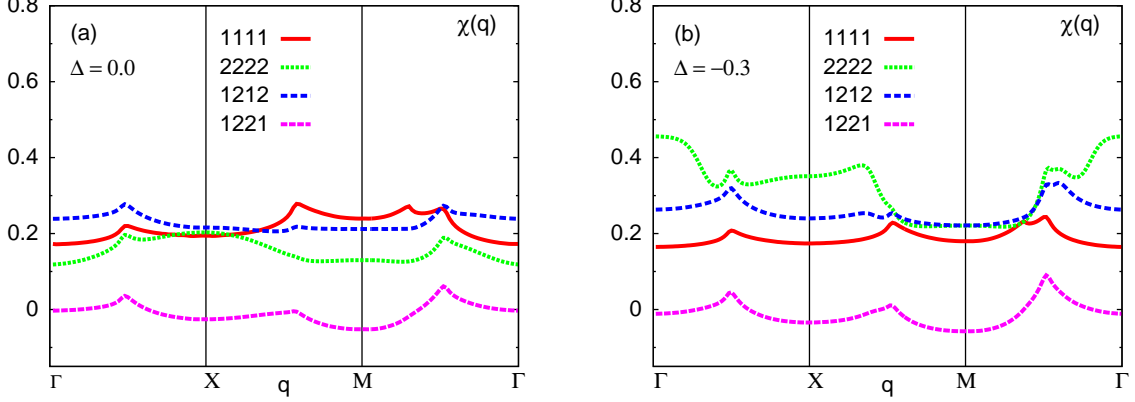


FIG. 3. Principal components of one loop susceptibility for $\Delta =$ (a) 0.0 and (b) -0.3 .

the divergence of charge susceptibility $\chi^{00}(\mathbf{q})$ (charge instability) or longitudinal orbital susceptibility $\chi^{zz}(\mathbf{q})$ (orbital instability of the type $d_{x^2-y^2}/d_{3z^2-r^2}$) corresponding to the condition $\det[\hat{1} + \hat{U}_1^o \hat{\chi}_1(\mathbf{q})] = 0$. On the other hand, the transition to the orbital ordered state with the order parameter $\mathcal{T}_{\mathbf{q}}^x$ belonging to the B_{1g} symmetry is signaled by the divergence of transverse orbital susceptibility $\chi^{xx}(\mathbf{q})$ corresponding to the condition $\det[\hat{1} + \hat{U}_2^o \hat{\chi}_2(\mathbf{q})] = 0$. To see the orbital ordering type for the transversal one, fermion operators are transformed as $d_{\pm} = \frac{1}{\sqrt{2}}(-d_{3z^2-r^2} \pm d_{x^2-y^2})$, which follows essentially from a rotation of $\theta = \pi/2$ in the orbital space given by $|\pm\rangle = -\cos(\theta/2)|3z^2-r^2\rangle \pm \sin(\theta/2)|x^2-y^2\rangle$. In the new orbital basis $|+\rangle$ and $|-\rangle$, operator $\mathcal{T}_{\mathbf{q}}^x$ can be expressed as

$$\mathcal{T}_{\mathbf{q}}^x = - \sum_{\sigma \mathbf{k}} \Psi_{\sigma}^{\dagger}(\mathbf{k} + \mathbf{q}) \hat{\tau}^{z'} \Psi_{\sigma}(\mathbf{k}), \quad (17)$$

with $\Psi_{\sigma}^{\dagger}(\mathbf{k}) = (d_{+\sigma}^{\dagger}(\mathbf{k}), d_{-\sigma}^{\dagger}(\mathbf{k}))$. \mathcal{T}^y has not been considered here because it breaks time-reversal symmetry and is not associated with any orbital moment.

Fig. 3 (a) and (b) show the key components of one bubble susceptibility $\hat{\chi}(\mathbf{q})$ for $\Delta = 0.0$ and -0.3 , respectively. For $\Delta = 0.0$, the components exhibit very weak peak structures at $(0.5\pi, 0)$ and $(0.5\pi, 0.5\pi)$. On the other hand, three features emerge for $\Delta = -0.3$, the peaks of the components $\chi_{1212}(\mathbf{q})$ and $\chi_{1221}(\mathbf{q})$ contributing to the transverse orbital susceptibility are enhanced at $(0.5\pi, 0)$ and $(0.5\pi, 0.5\pi)$ because of the improved nesting between different Fermi surfaces, and two additional peaks appear for $\chi_{2222}(\mathbf{q})$ at $\approx (\pi, 0.3\pi)$ and $(0, 0)$ due to the small electron pocket. Therefore, depending on the relative strengths of the intra- and inter-orbital renormalized Coulomb interactions, the intra- and inter-pocket scatterings will lead either to the ferromagnetic instability or to the orbital instability.

Fig. 4 shows orbital susceptibilities within RPA calculated at $U = U' = 0.9U_m = 1.35$,

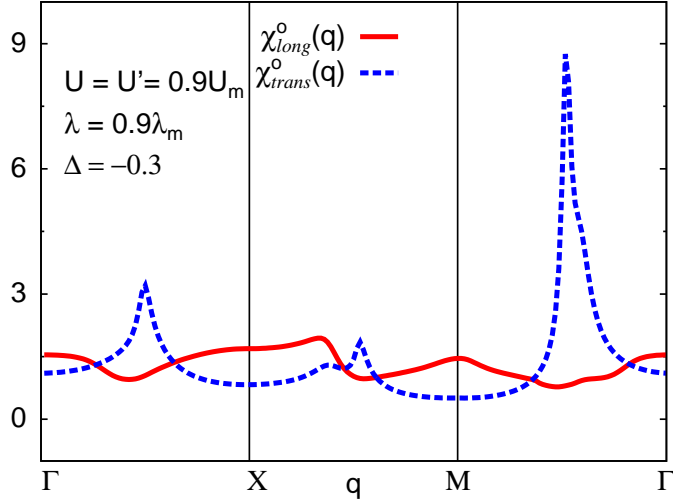


FIG. 4. RPA-level orbital susceptibilities for $U = U' = 0.9U_m$, $\lambda = 0.9\lambda_m$, and $f = 0.5$, where $\Delta = -0.3$.

$\lambda = 0.9\lambda_m = 0.405$, $f = 0.5$,²⁷ and $\Delta = -0.3$, where interaction parameters with the subscript m denote the critical strength at which susceptibilities diverge. The transverse-orbital susceptibility is enhanced due to the electron correlations at $(0.5\pi, 0.5\pi)$, thereby implying instability for the transversal orbital ordering of d_+/d_- type.

V. PHASE DIAGRAM

To discuss the role of crystal-field splitting Δ on the orbital ordering, we consider a simplified model with only electron-phonon coupling involving Jahn-Teller distortions of $(x^2 - y^2)$ - and $(3z^2 - r^2)$ -type ($U = U' = 0$). Fig. 5 shows the critical value of electron-phonon coupling λ_m as a function of Δ , which causes a transition to the $d_{x^2-z^2}/d_{y^2-z^2}$ -type orbitally ordered state $\text{OO}(\mathbf{q}_1)$ with wavevector $\mathbf{q}_1 = (0.5\pi, 0.5\pi)$. λ_m has a minimum at $\Delta = -1/\sqrt{2}$, resulting from the optimal nesting which in turn follows from the flat segments of the hole pockets. This can be seen by substituting, for instance, $k_x = \pi/4$ in the electron dispersion (Eq. (11)), which yields $E_{\pm}(\mathbf{k}) = -\sqrt{2}$ independent of k_y for $\Delta = -1/\sqrt{2}$. In addition to the weakened nesting, the factor which is also responsible for the increase of critical λ_m away from $\Delta = -1/\sqrt{2}$ is the increased proportion of $d_{3z^2-r^2}$ ($d_{x^2-y^2}$) orbital in the hole pocket for $\Delta < -1/\sqrt{2}$ ($\Delta > -1/\sqrt{2}$), and vice-versa in the case of electron pocket.

Fig. 6 shows the $U - U'$ phase diagram obtained from the instability analysis for

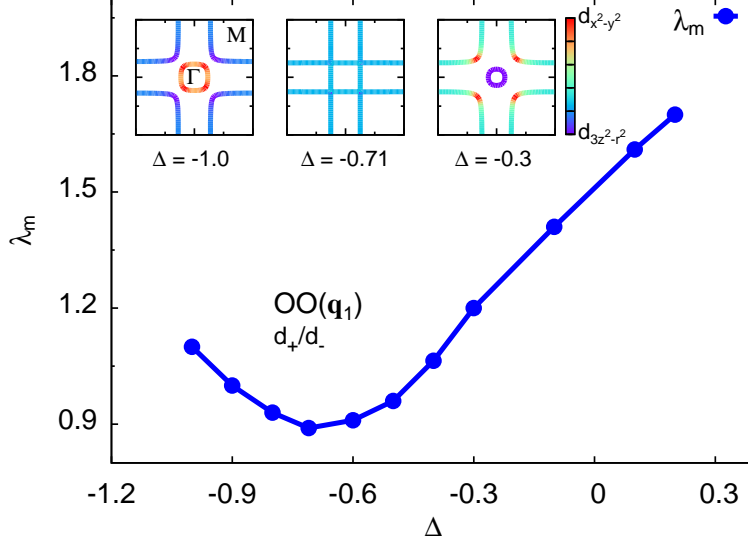


FIG. 5. Dependence of the critical value of electron-phonon coupling λ_m on the crystal field parameter Δ with $U = U' = 0$. OO(\mathbf{q}_1) is the orbitally ordered state with wavevector $\mathbf{q}_1 = (0.5\pi, 0.5\pi)$. The inset shows the Fermi surfaces with orbital densities for different values of $\Delta = -1.0, -0.71$, and -0.3 .

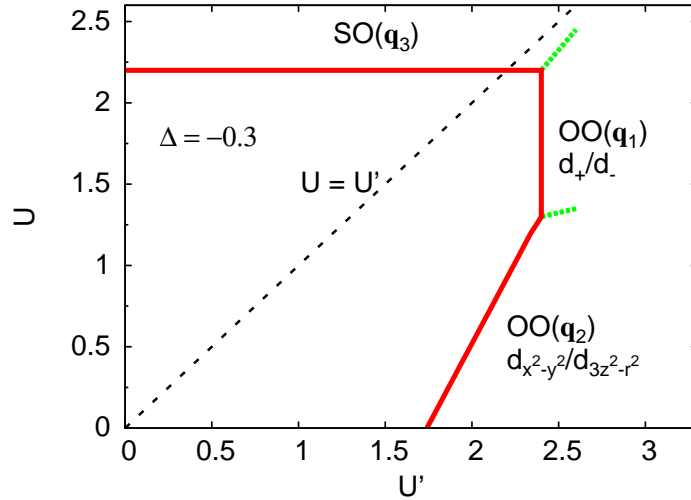


FIG. 6. $U - U'$ phase diagram. SO and OO are abbreviations for the spin ordered and orbitally ordered, respectively. $\mathbf{q}_1 = (0.5\pi, 0.5\pi)$, $\mathbf{q}_2 \approx (\pi, 0.25\pi)$, and $\mathbf{q}_3 = (0, 0)$.

$\lambda = 0$, which consists of states with the ordering wavevector mentioned in the previous section. There are three ordered regions, transversal $d_{x^2-z^2}/d_{y^2-z^2}$ -type orbitally ordered state OO(\mathbf{q}_1) with wavevector $\mathbf{q}_1 = (0.5\pi, 0.5\pi)$, longitudinal $d_{x^2-y^2}/d_{3z^2-r^2}$ -type orbitally ordered state OO(\mathbf{q}_2) with wavevector $\mathbf{q}_2 \approx (\pi, 0.3\pi)$, and ferromagnetic state SO(\mathbf{q}_1) with $\mathbf{q}_3 = \mathbf{0}$. The instabilities are caused by the peaks of $\chi_{2222}(\mathbf{q})$, $\chi_{1212}(\mathbf{q})$ and $\chi_{1221}(\mathbf{q})$, and

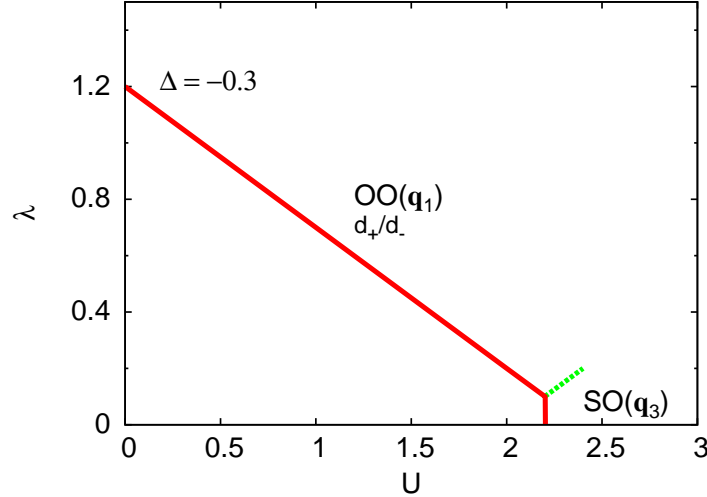


FIG. 7. $\lambda - U$ phase diagram with $U = U'$.

$\chi_{2222}(\mathbf{q})$ at $\mathbf{q} = \mathbf{q}_1$, \mathbf{q}_2 , and \mathbf{q}_3 , respectively. The straight phase-boundary lines of $\text{OO}(\mathbf{q}_1)$ and $\text{SO}(\mathbf{q}_3)$ states, corresponding to the largest eigenvalues of $-\hat{U}_2^o \hat{\chi}_2(\mathbf{q}_1)$ and $-\hat{U}_1^s \hat{\chi}_1(\mathbf{q}_3)$ being unity, result from the diagonal interaction matrices \hat{U}_2^o and \hat{U}_3^s with equal elements, respectively. The critical line for the $\text{OO}(\mathbf{q}_2)$ corresponds to the largest eigenvalue of $-\hat{U}^o \hat{\chi}(\mathbf{q}_2)$ being unity for $q_x \neq q_y$. It should be noted that only $\text{SO}(\mathbf{q}_3)$ is obtained in the realistic parameter region $U \geq U'$.

Fig. 7 shows the $\lambda - U$ phase diagram, where $U = U'$ for simplicity as the on-site Coulomb interactions have the similar order of magnitudes. According to the $U - U'$ phase diagram, the $\text{SO}(\mathbf{q}_3)$ phase appears on increasing U along $U = U'$. Since \hat{U}^s is independent of the Jahn-Teller coupling, a vertical phase-boundary line for the $\text{SO}(\mathbf{q}_3)$ is obtained in the $\lambda - U$ phase diagram. However, $\text{OO}(\mathbf{q}_1)$ is readily stabilized than the $\text{SO}(\mathbf{q}_3)$ state by the Jahn-Teller coupling. The critical straight line for the $\text{OO}(\mathbf{q}_1)$ arises due to the non-diagonal symmetric interaction matrix \hat{U}_2^o with equal diagonal elements, so that the matrix product of the interaction and the bare susceptibility is also symmetric with equal diagonal elements, which yields a linear relation between λ_m and U_m .

The inclusion of the intra-orbital Coulomb interaction U is essential to realize $\text{OO}(\mathbf{q}_1)$ (Fig. 6). Importantly, as U is always larger than U' , it is impossible to obtain $\text{OO}(\mathbf{q}_1)$ by considering only the electronic correlations in the appropriate parameter regime. On the other hand, Jahn-Teller distortion can stabilize the $\text{OO}(\mathbf{q}_1)$ in a large region of interaction parameter space (Fig. 7). However, the region of stability may get reduced by the double-

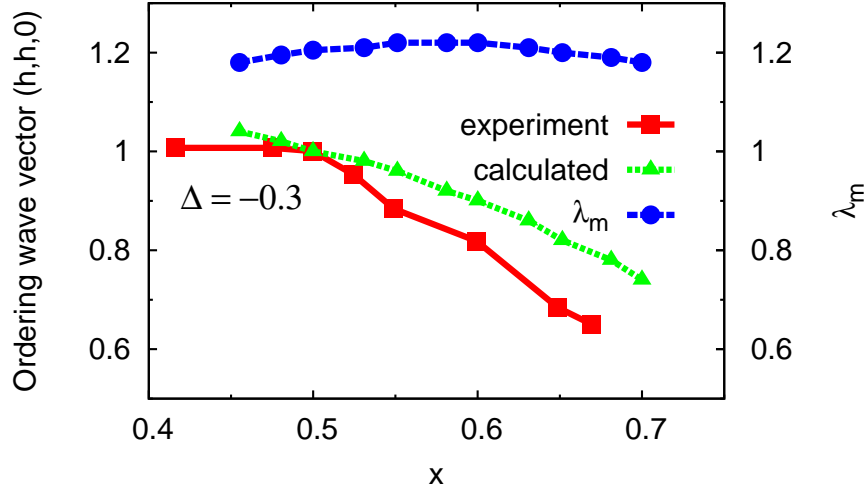


FIG. 8. Comparison of the doping dependence of calculated orbital-ordering wavevector by using a simplified model ($U = U' = 0$) with the experimental data obtained from x-ray scattering experiments.⁸ Corresponding value of the critical electron-phonon coupling λ_m is also shown.

exchange mechanism which supports delocalization induced ferromagnetism.²⁸

VI. CONCLUSIONS AND DISCUSSIONS

Our investigation has highlighted the roles of crystal-field splitting and Jahn-Teller distortions in the orbital ordering transition to the charge-orbital ordered state near half doping in the single-layer manganites.

Crystal-field splitting of energy levels favoring $d_{3z^2-r^2}$ orbital occupancies over $d_{x^2-y^2}$ reproduces the Fermi surface of $\text{La}_{0.5}\text{Sr}_{1.5}\text{MnO}_4$ as observed in the ARPES experiments, having a circular electron pocket mainly composed of $d_{3z^2-r^2}$ orbital around the Γ point within a tight-binding model including only nearest-neighbor hopping. Moreover, the Fermi surface nesting is strengthened due to the flattening of hole pockets around the M point, which has predominantly $d_{x^2-y^2}$ ($d_{3z^2-r^2}$) orbital character in the Γ -M (Γ -X) direction.

Orbitally ordered state with ordering wavevector $(0.5\pi, 0.5\pi)$ observed in $\text{La}_{0.5}\text{Sr}_{1.5}\text{MnO}_4$ cannot be reproduced in a purely electronic model with the intra- and inter-orbital Coulomb interactions only unless the former is smaller than the latter. However, the unphysical situation can be avoided by including Jahn-Teller distortions to realize the orbital-ordering transition of the transversal d_+/d_- -type breaking the four-fold rotation symmetry with char-

acter similar to the ordering observed in several experiments using resonant elastic soft x-ray scattering and linear dichroism. The breaking of the four-fold rotation symmetry, on the other hand, can be detected by carrying out the torque measurements.²⁹

Finally, we discuss the doping dependence of the orbital ordering wavevector observed by the x-ray measurements on $\text{La}_{0.5}\text{Sr}_{1.5}\text{MnO}_4$. Fig. 8 shows a comparison of the calculated orbital ordering wavevector as a function of hole doping with the experimental data for $\text{La}_{1-x}\text{Sr}_{1+x}\text{MnO}_4$ obtained from x-ray experiments.⁸ The linear dependence of the ordering wavevector in the region $0.5 \leq x \leq 0.7$ is in agreement with the experiment except for a slight deviation in the slope. However, the agreement is poor for $x < 0.5$ where the experimental ordering wavevector is almost constant due to a possible phase separation.⁸ The critical value of electron-phonon coupling λ_m shows a little variation as a function of carrier concentration, while the staggered orbital ordering is always of the type d_+/d_- as in the case of half doping. A simultaneous charge-orbital ordering may be obtained by including a long-range Coulomb interaction appropriate for the charge-density wave with the wavevector $2\mathbf{Q}$, where \mathbf{Q} is the orbital ordering wavevector.

ACKNOWLEDGEMENTS

The work of T. Takimoto is supported by Basic Science Program through the National Research Foundation of Korea (NRF) funded by the Ministry of Education (NRF-2012R1A1A2008559). D. K. Singh would like to acknowledge the Korea Ministry of Education, Science and Technology, Gyeongsangbuk-Do and Pohang City for the support of the Young Scientist Training program at the Asia-Pacific Center for Theoretical Physics. The authors thank K. H. Lee for useful discussions.

* takimoto@hanyang.ac.kr

¹ Y. Moritomo, Y. Tomioka, A. Asamitsu, Y. Tokura, and Y. Matsui, Phys. Rev. B **51**, 3297 (1995).

² H. Zheng, Qing'An Li, K. E. Gray, and J. F. Mitchell, Phys. Rev. B **78**, 155103 (2008).

³ R. Kajimoto, H. Yoshizawa, H. Kawano, H. Kuwahara, Y. Tokura, K. Ohoyama, and M. Ohashi, Phys. Rev. B **60**, 9506 (1999).

- ⁴ E. O. Wollan and W. C. Koehler, *Phys. Rev.* **100**, 545 (1955).
- ⁵ J. B. Goodenough, *Phys. Rev.* **100**, 564 (1955).
- ⁶ T. Nagai, T. Kimura, A. Yamazaki, T. Asaka, K. Kimoto, Y. Tokura, and Y. Matsui, *Phys. Rev. B* **65**, 060405 (2002).
- ⁷ Y. S. Lee, T. Arima, S. Onoda, Y. Okimoto, Y. Tokunaga, R. Mathieu, X. Z. Yu, J. P. He, Y. Kaneko, Y. Matsui, N. Nagaosa, and Y. Tokura, *Phys. Rev. B* **75**, 144407 (2007).
- ⁸ S. Laroche, A. Mehta, L. Lu, P. K. Mang, O. P. Vajk, N. Kaneko, J. W. Lynn, L. Zhou, and M. Greven, *Phys. Rev. B* **71**, 024435 (2005).
- ⁹ P. G. Radaelli, D. E. Cox, L. Capogna, S.-W. Cheong, and M. Marezio, *Phys. Rev. B* **59**, 14440 (1999).
- ¹⁰ Y. Murakami, H. Kawada, H. Kawata, M. Tanaka, T. Arima, Y. Moritomo, and Y. Tokura, *Phys. Rev. Lett.* **80**, 1932 (1998).
- ¹¹ S. S. Dhesi, A. Mirone, C. De Nadai, P. Ohresser, P. Bencok, N. B. Brookes, P. Reutler, A. Revcolevschi, A. Tagliaferri, O. Toulemonde, and G. van der Laan, *Phys. Rev. Lett.* **92**, 056403 (2004).
- ¹² S. B. Wilkins, N. Stojić, T. A. W. Beale, N. Binggeli, C. W. M. Castleton, P. Bencok, D. Prabhakaran, A. T. Boothroyd, P. D. Hatton, and M. Altarelli, *Phys. Rev. B* **71**, 245102 (2005).
- ¹³ D. J. Huang, W. B. Wu, G. Y. Guo, H.-J. Lin, T. Y. Hou, C. F. Chang, C. T. Chen, A. Fujimori, T. Kimura, H. B. Huang, A. Tanaka, and T. Jo, *Phys. Rev. Lett.* **92**, 087202 (2004).
- ¹⁴ Hua Wu, C. F. Chang, O. Schumann, Z. Hu, J. C. Cezar, T. Burnus, N. Hollmann, N. B. Brookes, A. Tanaka, M. Braden, L. H. Tjeng, and D. I. Khomskii, *Phys. Rev. B* **84**, 155126 (2011).
- ¹⁵ M. Merz, G. Roth, P. Reutler, B. Büchner, D. Arena, J. Dvorak, Y. U. Idzerda, S. Tokumitsu, and S. Schuppler, *Phys. Rev. B* **74**, 184414 (2006).
- ¹⁶ Y. Moritomo, T. Arima, and Y. Tokura, *J. Phys. Soc. Japan* **64**, 4117 (1995).
- ¹⁷ K. T. Park, *J. Phys.: Condens. Matter* **13**, 9231 (2001).
- ¹⁸ A. O. Sboychakov, K. I. Kugel, A. L. Rakhmanov, and D. I. Khomskii, *Phys. Rev. B* **83**, 205123 (2011).
- ¹⁹ K. I. Kugel and D. I. Khomskii, *Sov. Phys. Usp.* **25**, 231 (1982).

- ²⁰ Y.-D. Chuang, A. D. Gromko, D. S. Dessau, T. Kimura, and Y. Tokura, *Science* **292**, 1509 (2001).
- ²¹ N. Mannella, W. L. Yang, X. J. Zhou, H. Zheng, J. F. Mitchell, J. Zaanen, T. P. Devereaux, N. Nagaosa, Z. Hussain, and Z.-X. Shen, *Nature* **438**, 474 (2005).
- ²² D.V. Evtushinsky, D. S. Inosov, G. Urbanik, V. B. Zabolotnyy, R. Schuster, P. Sass, T. Hänke, C. Hess, B. Büchner, R. Follath, P. Reutler, A. Revcolevschi, A. A. Kordyuk, and S.V. Borisenko, *Phys. Rev. Lett.* **105**, 147201 (2010).
- ²³ Z. Sun, Q. Wang, J. F. Douglas, Y.-D. Chuang, A. V. Fedorov, E. Rotenberg, H. Lin, S. Sahrakorpi, B. Barbiellini, R. S. Markiewicz, A. Bansil, H. Zheng, J. F. Mitchell, and D. S. Dessau, *Phys. Rev. B* **86**, 201103 (2012).
- ²⁴ Z.-J. Yao, W.-Q. Chen, J.-H. Gao, H.-M. Jiang, and F.-C. Zhang, *Phys. Rev. B* **87**, 155103 (2013).
- ²⁵ T. Takimoto, T. Hotta, T. Maehira, and K. Ueda, *J. Phys.: Condens. Matter* **14**, L369-L375 (2002).
- ²⁶ H. Kontani and S. Onari, *Phys. Rev. Lett.* **104**, 157001 (2010).
- ²⁷ T. Hotta, S. Yunoki, M. Mayr, and E. Dagotto, *Phys. Rev. B* **60**, 15009 (1999).
- ²⁸ C. Zener, *Phys. Rev.* **82**, 403 (1951).
- ²⁹ S. Kasahara, H. J. Shi, K. Hashimoto, S. Tonegawa, Y. Mizukami, T. Shibauchi, K. Sugimoto, T. Fukuda, T. Terashima, A. H. Nevidomskyy, and Y. Matsuda, *Nature* **486**, 382 (2012).