

**DEUTSCHES ELEKTRONEN-SYNCHROTRON**  
**Ein Forschungszentrum der Helmholtz-Gemeinschaft**

DESY 14-047

April 2014

**The Full Potential of the Baseline SASE  
Undulators of the European XFEL**

Ilya Agapov<sup>a</sup>, Gianluca Geloni<sup>a</sup>, Guangyao Feng<sup>b</sup>, Vitali  
Kocharyan<sup>b</sup>, Evgeni Saldin<sup>b</sup>, Svitozar Serkez<sup>b</sup>, Igor  
Zagorodnov<sup>b</sup>

*<sup>a</sup>European XFEL GmbH, Hamburg*

*<sup>b</sup>Deutsches Elektronen-Synchrotron DESY, Hamburg*

ISSN 0418-9833

**NOTKESTRASSE 85 - 22607 HAMBURG**

# The Full Potential of the Baseline SASE Undulators of the European XFEL

Ilya Agapov,<sup>a,1</sup> Gianluca Geloni,<sup>a</sup> Guangyao Feng,<sup>b</sup>  
Vitali Kocharyan,<sup>b</sup> Evgeni Saldin,<sup>b</sup> Svitozar Serkez,<sup>b</sup>  
Igor Zagorodnov<sup>b</sup>

<sup>a</sup>*European XFEL GmbH, Hamburg, Germany*

<sup>b</sup>*Deutsches Elektronen-Synchrotron (DESY), Hamburg, Germany*

---

## Abstract

The output SASE characteristics of the baseline European XFEL, recently used in the TDRs of scientific instruments and X-ray optics, have been previously optimized assuming uniform undulators without considering the potential of undulator tapering in the SASE regime. Here we demonstrate that the performance of European XFEL sources can be significantly improved without additional hardware. The procedure simply consists in the optimization of the undulator gap configuration for each X-ray beamline. Here we provide a comprehensive description of the soft X-ray photon beam properties as a function of wavelength and bunch charge. Based on nominal parameters for the electron beam, we demonstrate that undulator tapering allows one to achieve up to a tenfold increase in peak power and photon spectral density in the conventional SASE regime. We illustrate this fact for the SASE3 beamline. The FEL code Genesis has been extensively used for these studies. Based on these findings we suggest that the requirements for the SASE3 instrument (SCS, SQS) and for the SASE3 beam transport system be updated.

---

## 1 Introduction

In this article we demonstrate that for nominal electron bunch distributions, the output radiation characteristics of the European XFEL sources can be easily improved compared to what has been assumed in the design reports of the scientific instruments and the X-ray optics [1, 2, 3]. The output SASE

---

<sup>1</sup> Corresponding Author. E-mail address: [ilya.agapov@xfel.eu](mailto:ilya.agapov@xfel.eu)

characteristics of the baseline European XFEL have been previously optimized assuming uniform undulator settings. However, in order to enable experiments over a continuous photon energy range, European XFEL undulators are designed to be tunable in photon energy by adjusting the gap [4]. The availability of very long tunable gap undulators at the European XFEL facility provides a unique opportunity of up to tenfold increase in spectral density and output power (up to the TW-level) for nominal electron beam parameter sets without modification to the baseline undulator design.

The technical note [5] provides an overview of the design considerations and the general layout of the X-ray instrumentation of the European XFEL sources, beam transport systems and instruments. Baseline parameters for the electron beam have been defined and presented in [6], [7]. These parameters have been used for simulating FEL radiation characteristics and saturation lengths relevant to the European XFEL SASE undulators [8]. There the following definition of saturation was used: "Saturation is reached at the magnetic length at which the FEL radiation attains maximum brilliance. Beyond the saturation point, the FEL operates in an over saturation mode where more energy can be extracted from the electron beam at the expense of FEL parameters, including bandwidth, coherence time, and degree of transverse coherence".

The approach based on the exploitation of the definition of the saturation point reported above, and on the assumption that the best FEL parameters are reached at saturation has been quite useful as a starting point for the analysis of XFEL sources, beam transport and instruments.

One obvious way to enhance the SASE efficiency is to properly configure undulators with variable gap [9, 10, 11, 12]. In [13] it has been studied how a tapering procedure can be used to significantly improve performance of the European XFEL sources without additional hardware. The technique was demonstrated on the example of the baseline SASE3 undulator considering 0.1 nC bunch and 2 keV photon energy. It was demonstrated that undulator tapering allows one to achieve up to tenfold increase in peak power and photon spectral density at this particular nominal working point.

Tapering consists in a slow reduction of the field strength of the undulator in order to preserve the resonance wavelength, while the kinetic energy of the electrons decreases due to FEL process. The undulator taper can be simply implemented as discrete steps from one undulator segment to the next, by changing the undulator gap.

The purpose of the present article is to give a more comprehensive description of the SASE3 photon beam properties. We demonstrate that tapering allows one to achieve up to a tenfold increase in output at all achievable pho-

ton energies and all nominal electron bunch charges. A new set of baseline parameters of the electron beam for the European XFEL has been recently updated [6], [7]. We present a description of radiation properties generated by the SASE3 FEL undulator driven by an electron beam with revised baseline parameters. The SASE3 undulator has been placed behind SASE1 [4]. It is assumed that the electron beam is not disturbed by FEL interaction in the SASE1 undulator. A method to control the FEL amplification process based on betatron switcher is described in [14]. Electron energies of 10.5 GeV, 14 GeV and 17.5 GeV have been assumed for the calculation of the baseline European XFEL operation. The lowest photon energies achievable in SASE3 are then 250, 500, and 800 eV. We highlight operation of SASE3 for the electron energy of 14 GeV.<sup>2</sup>

In the following we assume that SASE1 operates at the photon energy of 12 keV, and the FEL process is switched off for dedicated SASE3 operation. Start-to-end simulations [6], [7] give the electron beam parameters at the entrance of SASE1. However, resistive wakefields up to the entrance of SASE3 modify the electron beam energy distribution and are therefore included in our simulations. Moreover, as mentioned above, we assume that the lasing in SASE1 is inhibited with the help of the betatron switcher technique, but the undulator gap is not opened. Therefore, energy spread due to quantum fluctuations in SASE1 is accounted for as well.

We present a graphical overview of the main characteristics of SASE3 operating in the tapered regime including pulse energy, number of photons per pulse, peak power, source size and divergence and maximum value of photon spectral density as a function of photon energy for different bunch charges.

The analysis of the nonlinear FEL process can be approached only numerically. The Genesis code [15] has been extensively used for our FEL studies. While the code has been successful in reproducing results from LCLS experiments and has been extensively benchmarked, next generation FEL codes like ALICE [16] recently began to appear, taking advantage of more and more advanced algorithms. In order to increase the confidence in simula-

---

<sup>2</sup> Recently, a modification of the main electron beam energy operation points was made, in order to account for the fact that the  $K$  parameter of undulators at European XFEL turned out to be systematically slightly smaller than designed. For simplicity, in this article we still consider the old energy points. Since we highlight operation of SASE3 for the electron energy of 14 GeV, such change will only affect the lower photon energy range in the calculations presented, which will now be achievable at 12 GeV only. Results, however will not change noticeably for the case study presented here, because the ratio between the two energies is small. For the same reason, the presented results can be applied to the 12 GeV working point with good accuracy.

tions of the deep nonlinear regime in tapered undulators, it is instructive to crosscheck Genesis results with ALICE. Despite the facts that simulation of deep nonlinear SASE regime is a challenging problem for numerical analysis and that, moreover, different codes adopt different numerical methods and random generators, it was demonstrated (see [13]) that differences in the output are well within the rms (10%) of shot-to-shot fluctuations.

Simulating the XFEL parameters for all working points is time-consuming. Apart from calculating the FEL process itself, several preliminary steps are to be taken: the electron optics in the undulators is matched to yield optimal performance, undulator  $K$  parameter settings are adjusted (including tapering), several other input parameters such as mesh size are adjusted to achieve required precision. Moreover, standardization of input and output is important. It guarantees that a simulation procedure is reproducible, and could be further fed into other calculation procedures. The mentioned issues have been addressed by developing a python-based simulation framework [17].

To the users' benefit, it is important that updates in performance of various subsystems is quickly reflected onto the simulation results. It is therefore foreseen that the complete up-to-date output for the SASE1 and SASE3 baseline undulators for all electron beam energies will be maintained on the XFEL.EU photon beam parameter web page [18].

## 2 SASE3 photon beam properties

At the European XFEL facility three photon beamlines will be delivering X-ray pulses to six experimental stations. The basic process adopted to generate the X-ray pulses is SASE. This section describes the source properties of the SASE3 undulator for the soft X-ray beamlines at the European XFEL. The SASE3 undulator is 120 m long and is expected to produce SASE FEL radiation in the photon energy range between 0.25 keV and 3 keV.

As mentioned in the introduction we highlight operation of SASE3 for an electron energy of 14 GeV, which is the preferred operation energy for the SASE1 beamline users. Since it will be necessary to run the SASE1 and SASE3 beamlines at the same electron energy, this choice will reduce the interference with SASE1 undulator line and increase the total amount of scheduled beam time.

A new set of baseline parameters of the electron beam for the European XFEL has been updated recently. We present a description of radiation properties generated by the SASE3 FEL undulator driven by an electron beam with

the revised baseline parameters presented in [6], [7]. For fixed electron and photon energy, five working points are foreseen, corresponding to bunch charges of 0.02 nC, 0.1 nC, 0.25 nC, 0.5 nC, 1 nC, and resulting in pulse durations of roughly 2 fs, 8 fs, 20 fs, 40 fs and 80 fs.

The source properties: size, divergence, radiation pulse energy, and maximum photon spectral density depend on photon energy, bunch charge, and electron energy. The pulse energies and the number of photons per pulse are shown in Fig. 1 for the tapered mode and in Fig. 2 for the saturation mode as functions of photon energy and bunch charge. In the tapered mode, pulse energy (or, equivalently, number of photons) increases by up to ten times compared to saturation, depending on the bunch charge and radiation wavelength. For short bunches (e.g. corresponding to 0.02 nC) the tapering efficiency drops since the radiation slips forward relative to the electron bunch and stops being amplified.

Figs. 3 and 4 show comparisons of peak power and photon spectral density produced in the standard SASE mode at saturation and in the tapered mode. Also in this case, up to tenfold increase in these parameters is observed.

For soft X-rays produced at SASE3 a grating monochromator will be used in order to reduce the bandwidth of FEL radiation for spectroscopy applications. This monochromator provides resolution better than  $10^{-4}$  and is able to accept the high power level of the XFEL radiation [5]. Since the monochromator line is much narrower than the SASE FEL line, in order to predict the monochromator output in terms of number of photon per pulse it is convenient to describe the calculated spectral distribution by only one value, the maximum photon spectral density of the source.

The source divergence is the most important parameter for the layout of the X-ray beam transport system. Fig. 5 shows X-ray pulse divergence in terms of the FWHM of the angular distribution of X-ray pulse energy as a function of photon energy and bunch charge, for saturation and tapered modes respectively. The source divergence is largest for the smallest photon energies and the lowest bunch charges. Since one needs to minimize diffraction from the optics aperture and preserve the radiation wavefront, any optical elements should ideally have an aperture size large enough to accept at least  $4\sigma$  tails. The (horizontal) offset mirrors of the SASE3 beamline are placed about 300 m behind the undulator exit. This mirror system can be adjusted between 6 mrad and 20 mrad incidence angle. The X-ray optics and transport group is planning to implement offset mirrors with clear aperture of 800 mm [3].

With these parameters, using Fig. 5, one obtains that the transverse clear aperture of the offset mirrors is in principle enough to fulfill the  $4\sigma$  require-

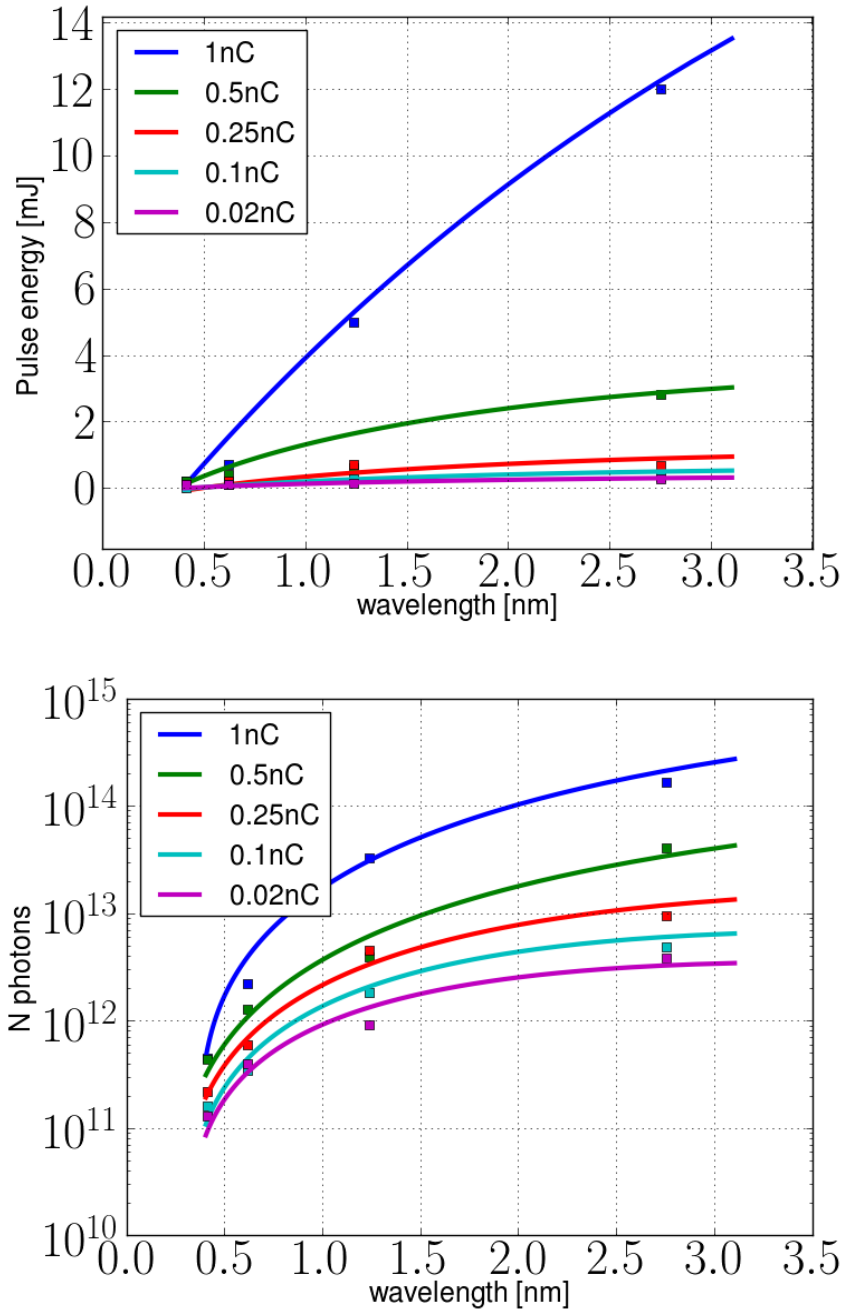


Fig. 1. SASE3 baseline for 14 GeV electron energy: (top) pulse energy and (bottom) number of photons per pulse as a function of photon energy and bunch charge in the SASE saturation mode of operation.

ment for the SASE tapering mode of operation. The calculated radiation spot sizes at the undulator exit appear to be larger than those in saturation mode. The exact size and profile make sense only in connection to studying focusing efficiency and will be the subject of a separate study.

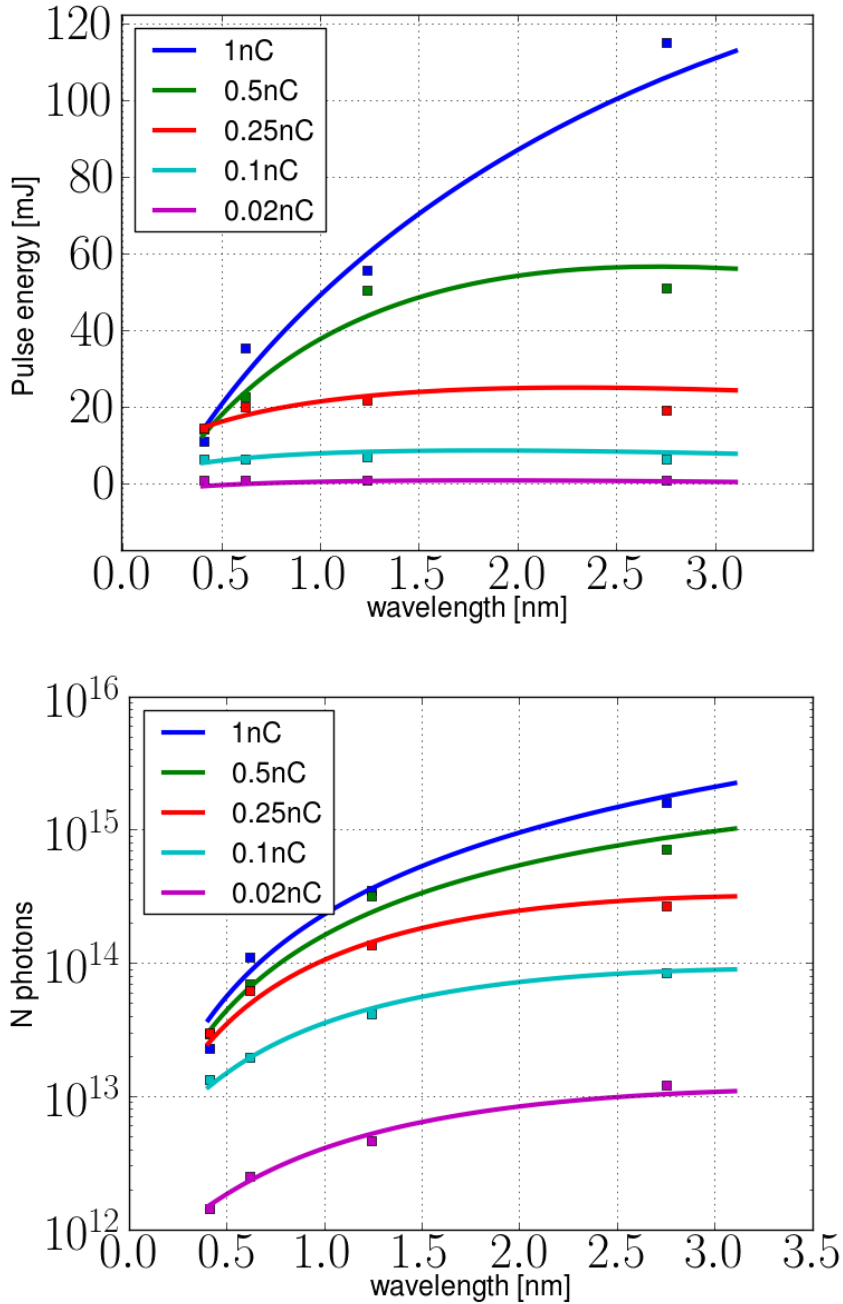


Fig. 2. SASE3 baseline for 14 GeV electron energy: (top) pulse energy and (bottom) number of photons per pulse as a function of photon energy and bunch charge in the SASE tapering mode of operation.

It is generally accepted that a variable beam size is the best approach to make optimum use of the delivered photons per FEL pulse in each experiments. The X-ray optical layout of the SASE3 instruments provides the option of operating with a KB mirror focusing system. The phase distribution of the FEL source at the undulator exit is quasi-spherical. In this case, it is



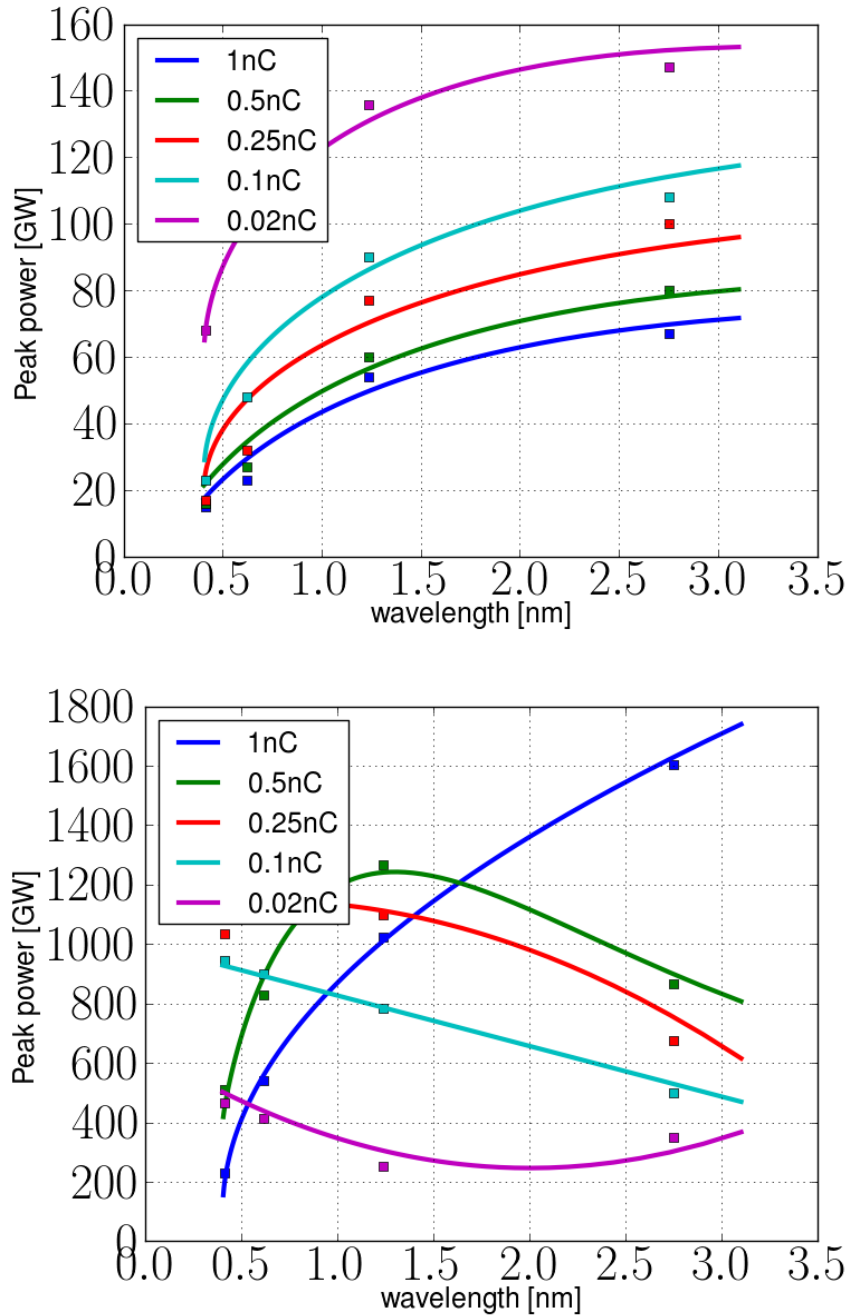


Fig. 3. SASE3 baseline for 14 GeV electron energy: peak power in saturation (top) and tapering (bottom) mode.

important to find the virtual FEL source size and its position upstream the undulator exit corresponding to the maximum pulse energy per unit surface in the source plane. If such virtual source will be placed in the object plane of a focusing system one will reach in this case maximum energy density in the image (sample) plane. Knowledge of virtual source size and its position is also important for soft X-ray monochromator design. The calculated data

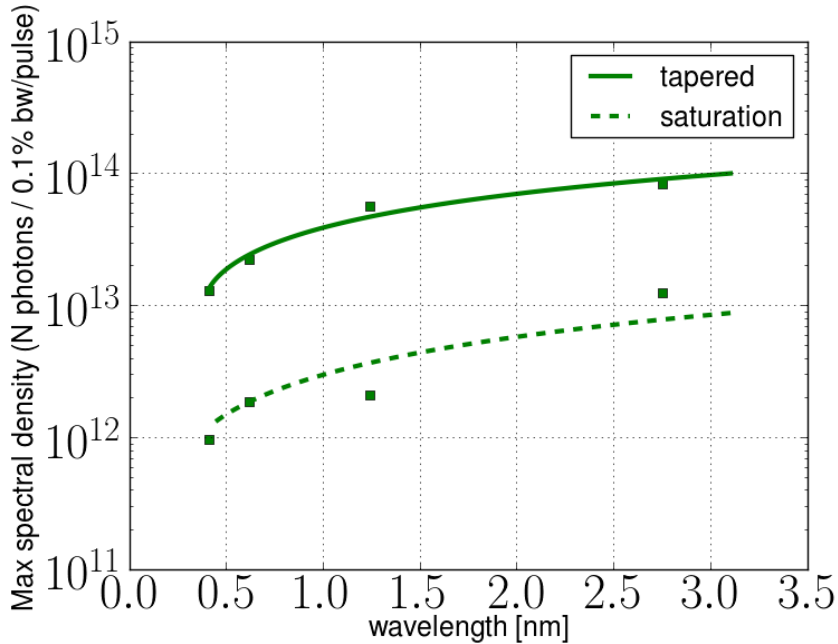


Fig. 4. SASE3 baseline for 14 GeV electron energy: Maximum of average spectral density, for 0.5 nC electron beam.

allows to obtain the source position using wavefront backpropagation, and this information will be added to the web pages [18] later.

### 3 FEL studies

In this section we consider our simulation approach in more detail, providing illustrations for a particular working point. As mentioned before, the nominal electron beam characteristics resulting from start-to-end simulations in terms of current, emittance, energy spread and energy can be found in [6], [7]. Additional energy chirp introduced by resistive wakes in the SASE1 undulator vacuum chamber are included in our simulations, as well as quantum diffusion effects in the SASE1 undulator. All simulations were performed using the code Genesis [15] running on a multiprocessor cluster. Results are presented for the SASE3 FEL line, based on a statistical analysis. Large number of calculation points makes it hard to perform statistically very accurate calculations even using high performance clusters. Only few points were calculated with considerable statistics, which is typically 100 to 200 runs. However, we believe that an accuracy of about 10 – 20% is the best one can hope for with the present understanding of beam parameters. Therefore, it turned out that for such characteristics as average number of photons and peak power, 20 runs are sufficient, and most of the points were calculated with such statistics. Other parameters, e.g. pulse-to-pulse en-

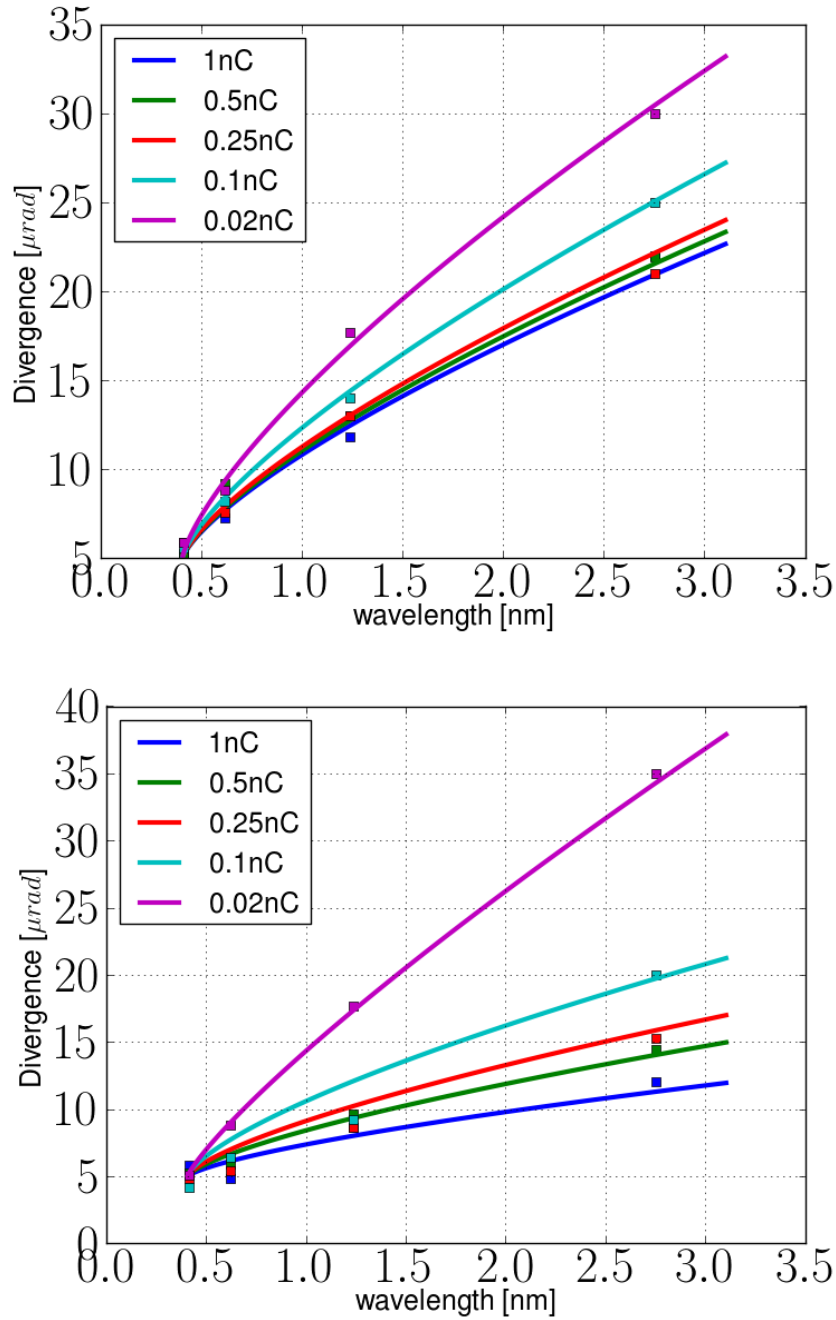


Fig. 5. SASE3 baseline for 14 GeV electron energy: FWHM of angular distribution of X-ray pulse energy as a function of photon energy and bunch charge in SASE saturation mode (top) and in tapered mode (bottom).

ergy variation, would require much more statistics and could be calculated separately for selected working points.

Note that, according to beam dynamics simulation results, the 6D phase space distribution of the electron bunch becomes very involved and conse-

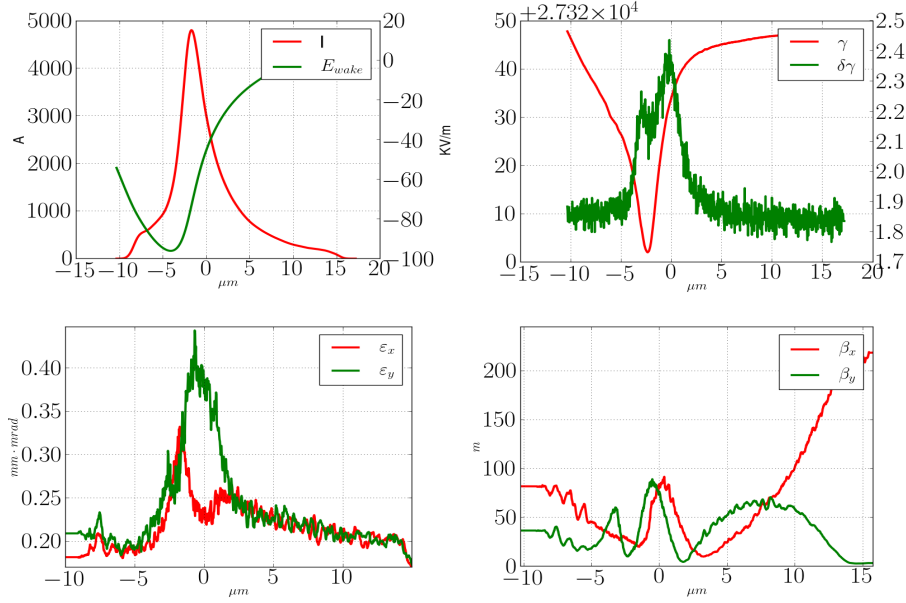


Fig. 6. Simulated electron beam properties as functions of the position inside the bunch at the entrance of SASE3 (14 GeV, 0.1 nC). Top left: current profile (red) and resistive wakefield (green). Top right: Energy (red) and energy variation (green) distribution. Bottom left: horizontal and emittances. Bottom right: horizontal and vertical  $\beta$ -functions.

quently the 3D electron bunch is asymmetric. Because of that, the output radiation pulse distributions are asymmetric too in both space-time and reciprocal (angular-frequency) domains. Previous numerical studies of European XFEL photon beam characteristics [8] were performed for Gaussian shape of electron peak current, uniform distribution of emittance and energy spread and without including energy chirp, wakefields and undulator tapering effects. According to this model of electron bunch and undulator all FEL pulse distributions were symmetric with Gaussian-like shapes. It will become important for users to be able to quantitatively characterize the departure of a more realistic (i.e based on start-to-end- simulation results) pulse distributions from Gaussian-like performance presented in previous numerical studies.

Here we illustrate in some depth the output distributions for the radiation pulse emitted at 2 keV at nominal electron beam energy of 14 GeV, considering a 0.1 nC bunch. The main electron and undulator parameters for simulations are shown in Table 1. The nominal electron beam characteristics resulting from start-to-end simulations are shown in Fig. 6 in terms of current, emittance, energy spread and resistive wake in the SASE3 undulator.

Tapering is implemented by changing the K parameter of the undulator segment by segment. For each bunch charge and photon energy the tapering profile is calculated separately, based on an optimization of the output power

at the end of the undulator. The tapering law used in this work has been found on an empirical basis. Two common possibilities are the power law

$$K(n) = K_0, \quad n < n_0$$

$$K(n) = K_1 + a_0(n - n_0)^{a_1}, \quad n \geq n_0$$

or the piecewise-quadratic law

$$K(n) = K_{0i} + a_{0i}(n - n_i) + a_{1i}(n - n_i)^2, \quad n_i \leq n \leq n_{i+1}$$

where  $n$  is the undulator segment count. For SASE3, the difference in using one or the other law is not significant and the piecewise-quadratic law was used for calculations. The coefficients depend on the wavelength, but rather smoothly so the same setup is in principle effective over a wavelength range of about  $500\text{eV}$ . A typical tapering function is presented in Fig. 7.

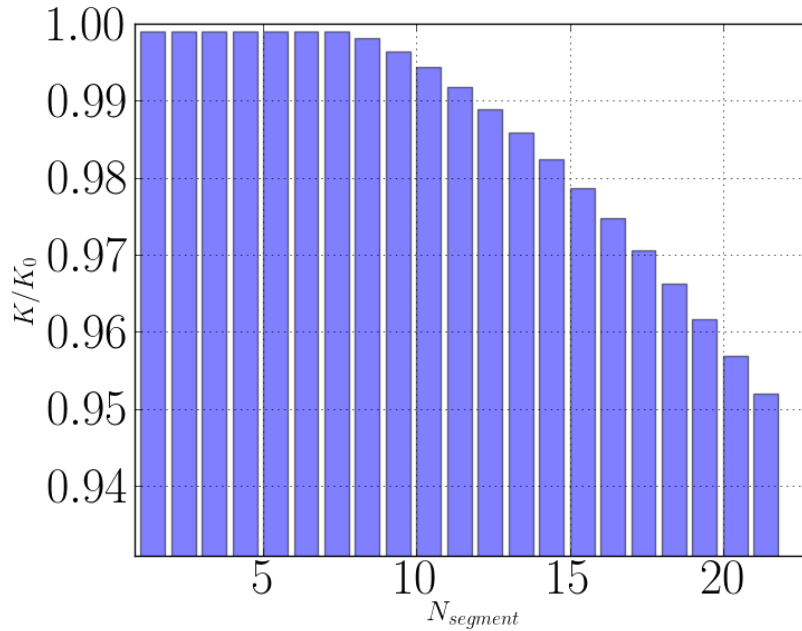


Fig. 7. Example of a tapering function (SASE3 running at 14 GeV, 0.1nC bunch charge, 1keV photon energy).

Figs. 8 shows the evolution of the output energy in the photon pulse and of the variance of the energy fluctuation as a function of the distance inside the undulator, including tapering. Figs. 9 and 10 show a comparison of power and spectrum produced in the standard SASE mode at saturation (and, therefore, without tapering) and power and spectrum produced in

the SASE mode including post-saturation tapering. Note that up to tenfold increase in the shot-to-shot averaged spectral density can be observed.

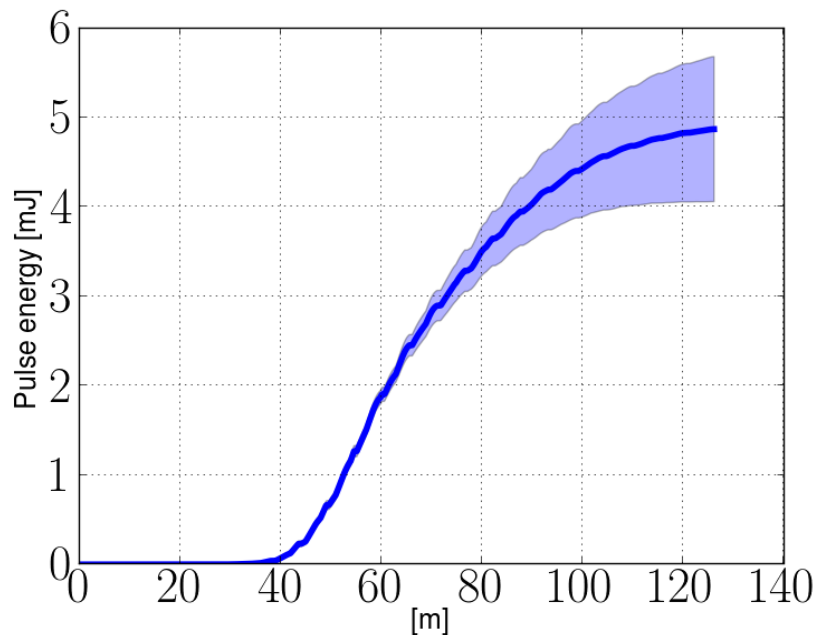


Fig. 8. SASE3 baseline for 14 GeV electron energy, 0.1nC bunch charge, 1keV photon energy: Pulse energy evolution

#### 4 Conclusion

XFELs are relatively complicated devices and their description is involved. The evolution of different approaches to software for design and analysis of particle accelerators, beam transport system, and FEL sources suggests that publicly available packages should be chosen rather than proprietary software. Source code and user's manual should be available. There are many reasons for the codes to be publicly available. This guarantees that the conditions of simulation studies will be publicly known and reproducible. Additionally, in this way many improvements to the codes have resulted through international collaborations with users and through regular feedback regarding how the codes are serving the needs of the accelerator community.

In this article we presented the results of the initial groundwork for the standardization of the FEL code to facilitate further international collaborations and comparisons in the simulation results. The publicly available package Genesis [15] has been chosen for European XFEL sources simulations. The continued high-level use of the above mentioned code demonstrates its great

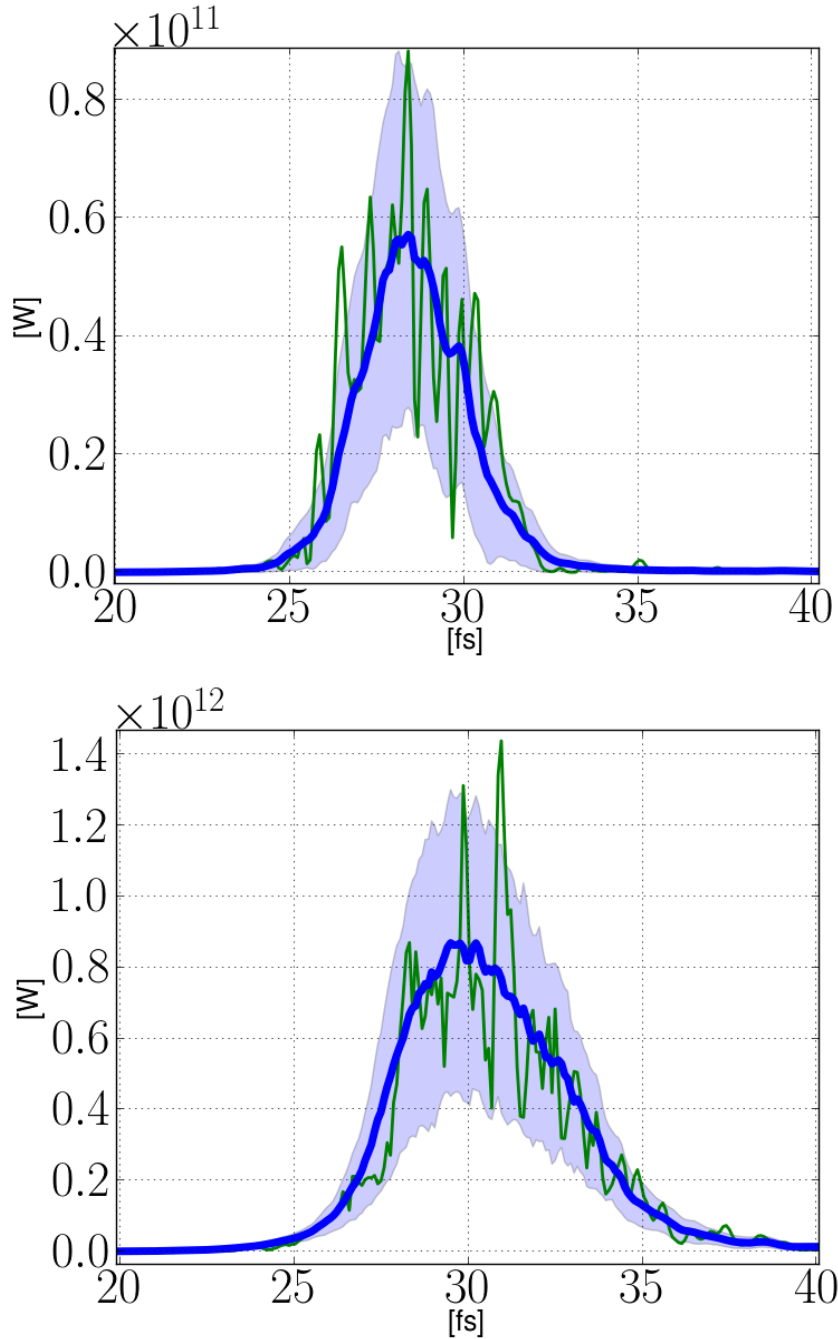


Fig. 9. SASE3 baseline for 14 GeV electron energy, 0.1nC bunch charge, 1keV photon energy. Pulse shape: mean (blue), rms (shaded), and median (green). Saturation (top) and tapered (bottom).

value to the international XFEL community. This code has been experimentally verified by working hardware at SLAC and other laboratories around the world. Special efforts were made towards standardizing the input and output format for Genesis and various beam physics codes. This also increases the flexibility of the code application, and opens the possibility

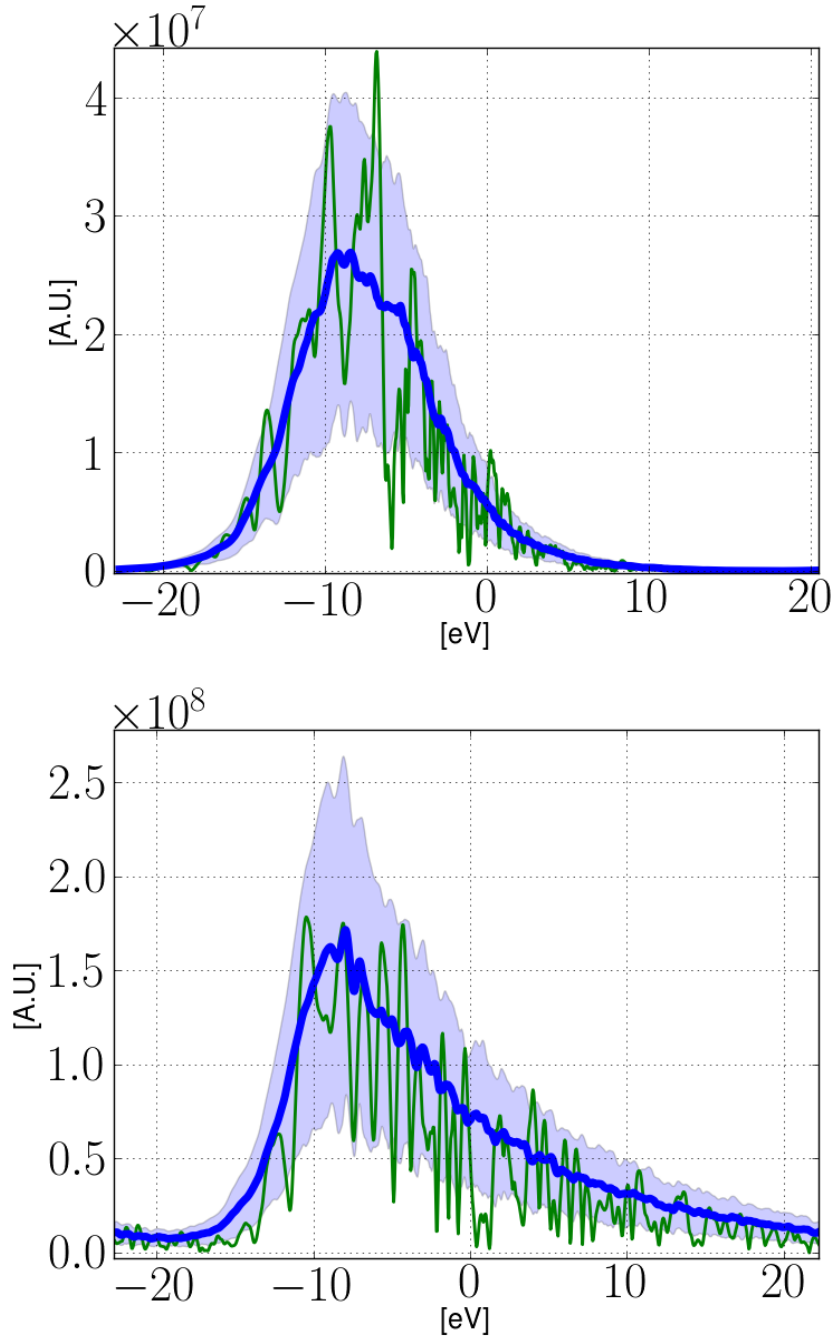


Fig. 10. SASE3 baseline for 14 GeV electron energy, 0.1nC bunch charge, 1keV photon energy. Spectrum: mean (blue), rms (shaded), and median (green). Saturation (top) and tapered (bottom).

to directly use electron beam characteristics from start-to-end simulations. Continuing towards code standardization would be of great benefit at the European XFEL, especially on the stage of facility commissioning.

In this article we demonstrated that the potential of the European XFEL



in the standard SASE mode has been underestimated up to the present day. In other words, the output X-ray pulse parameters indicated in the design reports of scientific instruments (SQS, SCS) and X-ray beam transport system are far from the optimum found in this paper. Based on start-to-end simulations it has been shown that tapering of baseline SASE3 undulator provides an additional factor of ten increase in spectral density and output power (up to TW-level) for a baseline electron beam parameter set.

## References

- [1] A. Scherz et al, "Scientific Instrument Spectroscopy and Coherent Scattering (SCS), Conceptual Design Report", XFEL.EU TR-2013-006
- [2] T. Mazza, H. Zhang and M. Meyer, "Scientific Instrument SQS, Technical Design Report", XFEL.EU TR-2012-007 (2012).
- [3] H. Sinn et al., "X-Ray Optics and Beam Transport Technical Design Report", XFEL.EU TR-2012-006 (2012).
- [4] M. Altarelli et al. (eds.), "The European X-Ray Free Electron Laser, Technical Design report", DESY 2006-097
- [5] Th. Tschentscher, "Layout of the x-Ray Systems at the European XFEL", Technical Report 10.3204/XFEL.EU/TR-2011-001 (2011).
- [6] I. Zagorodnov, "Beam Dynamics Simulations for XFEL", <http://www.desy.de/xfel-beam/s2e> (2011).
- [7] G. Feng et al., "Beam Dynamics Simulations for European XFEL", TESLA-FEL 2013-04.
- [8] E.Schneidmiller and M. Yurkov, "Photon beam properties at the European XFEL", DESY 11-152 (2011) (and updates).
- [9] A. Lin and J.M. Dawson, Phys. Rev. Lett. 42 2172 (1986).
- [10] P. Sprangle, C.M. Tang and W.M. Manheimer, Phys. Rev. Lett. 43 1932 (1979).
- [11] N.M. Kroll, P. Morton and M.N. Rosenbluth, IEEE J. Quantum Electron., QE-17, 1436 (1981).
- [12] T.J. Orzechowski et al., Phys. Rev. Lett. 57, 2172 (1986).
- [13] S. Serkez et al., "Nonlinear undulator tapering in conventional SASE regime at baseline electron beam parameters as a way to optimize the radiation characteristics of the European XFEL", DESY 13-162
- [14] R. Brinkman et al., "Possible operation of the European XFEL with ultra-low emittance beams", DESY 10-011
- [15] S. Reiche et al., Nucl. Instr. and Meth. A 429, 243 (1999).
- [16] I. Zagorodnov and M. Dohlus, Proceedings of FEL 2009 MOPC16 (2009), I. Zagorodnov, Proceedings of ICAP 2012 TUACI1 (2012).
- [17] I. Agapov et al., Proceedings of IPAC 2013 TUPEA006 (2013)
- [18] <ftp://ftp.desy.de/pub/exfel-wp72/repository/fel/index.html>