

Valley-asymmetric potential in graphene under dynamical deformation

Ken-ichi Sasaki* and Hideki Gotoh

*NTT Basic Research Laboratories, Nippon Telegraph and Telephone Corporation,
3-1 Morinosato Wakamiya, Atsugi, Kanagawa 243-0198, Japan*

Yasuhiro Tokura

*NTT Basic Research Laboratories, Nippon Telegraph and Telephone Corporation,
3-1 Morinosato Wakamiya, Atsugi, Kanagawa 243-0198, Japan and
Graduate School of Pure and Applied Sciences,
University of Tsukuba, Tsukuba, Ibaraki 305-8571, Japan*

(Dated: February 5, 2019)

Abstract

When graphene is deformed in a dynamical manner, a time-dependent potential is induced for the electrons. The potential is asymmetric with respect to valleys, and some straightforward applications are found for Raman spectroscopy. We identify a pseudoelectric field as the space derivative of the valley asymmetric potential by analogy with an electric field. The pseudoelectric field together with the previously discussed pseudomagnetic field cover all the degrees of freedom of the electrons in graphene, which are the valleys and sublattices.

A lattice structure with exact periodicity, namely equal bond lengths for every bond species, does not exist in nature. Lattice deformation is inevitable even in a simple planar structure consisting of a single atom species, namely graphene.^{1,2} Graphene research has already clarified that static lattice deformation can be expressed by a gauge field.³⁻⁸ This is the subject of great debate with respect to the peculiar Landau levels formed by a static pseudomagnetic field, which is defined by the rotation of the gauge field by analogy with a magnetic field.^{9,10} In this Letter, we show that a time-dependent potential is induced for the electrons when graphene is deformed in a dynamical manner. The potential is asymmetric with respect to valleys, and some straightforward applications can be made to Raman spectroscopy and electron transport. We identify a pseudoelectric field as the space derivative of the valley asymmetric potential by analogy with an electric field. Pseudo-electromagnetic fields cover all degrees of freedom of the electrons in graphene, which are the valleys and sublattices.

We outline the main result here in such a way that even readers who are not graphene experts will easily be able to grasp the essential points. When graphene is deformed in a time dependent manner, the electrons are subject to a potential. It is valley asymmetric, that is, the sign of the potential is different for the K and K' valleys as shown in Fig. 1(a). The potential is time dependent and disappears when the deformation becomes static as shown in Fig. 1(b). Meanwhile, static deformation causes a shift of the wavevector between the K and K' points, which is permanent.

A straightforward application of a valley-asymmetric potential is found with respect to the defect-induced D band observed in the Raman spectrum of graphene.¹¹⁻¹³ The Raman process starts when an electron-hole pair is created in the Dirac cones by absorbing a laser light, as shown in Fig. 2(a) and 2(b). A photo-excited electron (or hole) can change its valley by emitting an intervalley phonon, which constitutes the D band. Elastic intervalley scattering (represented by dashed arrows) caused by certain defects, such as the armchair graphene edge,¹²⁻¹⁴ can compensate for the changes in the valleys. Then the electron recombines with the hole as the result of a scattered light emission, which completes the Raman process.¹⁵ Let ω and φ be the frequency of the phonon and the potential difference, respectively. As shown in Fig. 2(a), the potential difference φ contributes to the Raman shift, which is the energy difference between the incident and scattered light as $E_L^{in} - E_L^{out} = \hbar\omega + \varphi$. On the other hand, when the hole emits an intervalley phonon, the energy difference is $\hbar\omega - \varphi$ as

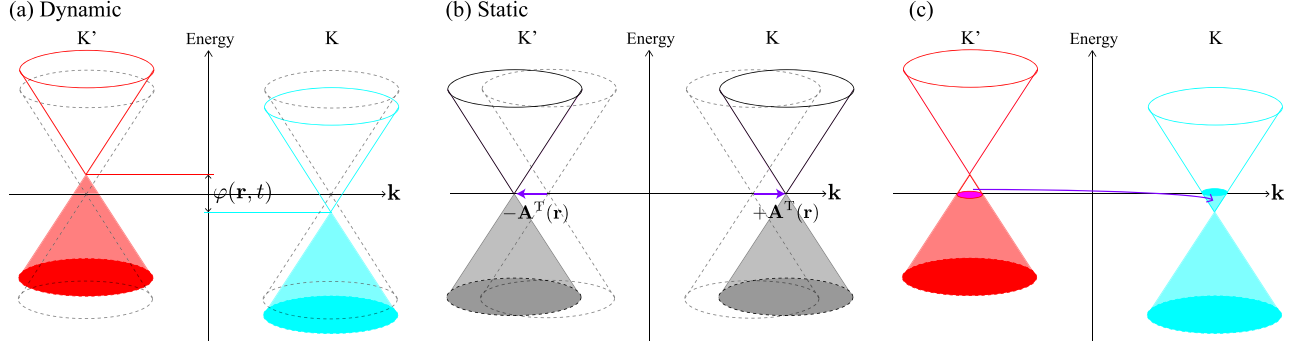


FIG. 1: (a) A transient valley-asymmetric potential is induced when lattice deformation is time dependent. (b) When the deformation becomes static, the potential disappears, while the positions of the K and K' points are slightly shifted compared with those in the absence of deformation. (c) A time-dependent electric current may be excited when the chemical equilibrium with a charge reservoir is established.

shown in Fig. 2(b). Because the processes shown in Fig. 2(a) and 2(b) occur with equal probability, the D band broadens in the Raman spectrum, provided that φ is distributed in the spot of the laser light. The broadening is interpreted as the emission of a combination mode of the intervalley phonon and acoustic phonon, as shown latter at Eq. (6). The $2D$ Raman band, which consists of two intervalley phonons, does not broaden even when $\varphi \neq 0$ because of the cancellation: $(\hbar\omega + \varphi) + (\hbar\omega - \varphi) = 2\hbar\omega$, as shown in Fig. 2(c). The effect of a valley asymmetric potential on the $2D$ band is in sharp contrast to that on the D band. Such D and $2D$ Raman band behavior was observed in a recent Raman spectroscopy experiment.¹⁶

A valley asymmetric potential and a shift of the K and K' points are both described in a unified fashion by the formulation of a deformation-induced gauge field. When a C-C bond expands or shrinks in the graphene plane, the hopping integral diverges from the equilibrium value $-\gamma$.¹⁷ Thus, lattice deformation is defined by a change in the hopping integral, which depends on the position of a carbon atom \mathbf{r} , the bond direction a ($= 1, 2, 3$), and time t , as $-\gamma + \delta\gamma_a(\mathbf{r}, t)$. In the absence of deformation, the low-energy dynamics of the π -electrons is governed by a massless Dirac equation.^{1,2} Lattice deformation modifies the massless Dirac equation into a Dirac equation that includes a deformation-induced gauge field $\mathbf{A}^q(\mathbf{r}, t)$ and

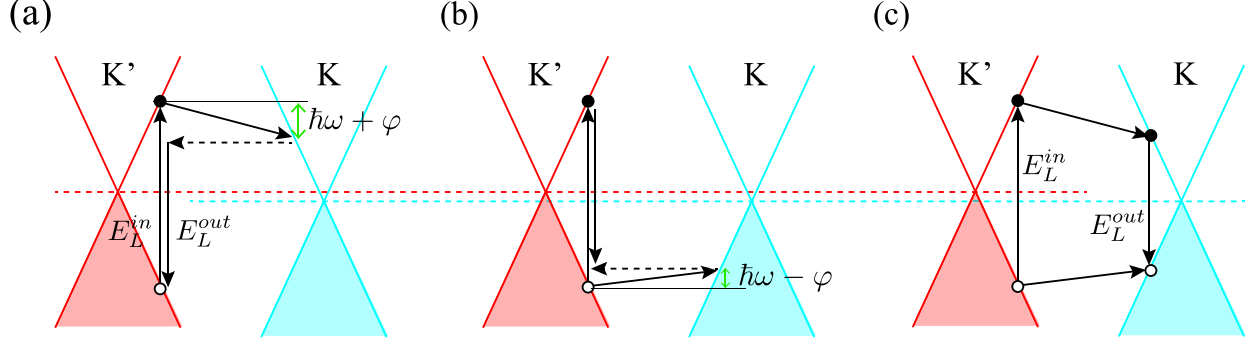


FIG. 2: The origin of the D band broadening in the presence of a valley-asymmetric potential φ . (a) When a photo-excited electron experiences an intervalley scattering by emitting an A_{1g} phonon with frequency ω , the Raman shift $E_L^{in} - E_L^{out}$ is given by $\hbar\omega + \varphi$. (b) When a hole emits an A_{1g} phonon, $E_L^{in} - E_L^{out}$ is given by $\hbar\omega - \varphi$. (c) There is no spectrum change for the 2D Raman band because of the cancellation: $E_L^{in} - E_L^{out} = (\hbar\omega + \varphi) + (\hbar\omega - \varphi) = 2\hbar\omega$.

mass $m(\mathbf{r}, t)$ as⁸

$$i\hbar \frac{\partial}{\partial t} \begin{pmatrix} \Psi_K(\mathbf{r}, t) \\ \Psi_{K'}(\mathbf{r}, t) \end{pmatrix} = \begin{pmatrix} v\boldsymbol{\sigma} \cdot (\hat{\mathbf{p}} + \mathbf{A}^q(\mathbf{r}, t)) & m(\mathbf{r}, t)\sigma_x \\ m(\mathbf{r}, t)^*\sigma_x & v\boldsymbol{\sigma}' \cdot (\hat{\mathbf{p}} - \mathbf{A}^q(\mathbf{r}, t)) \end{pmatrix} \begin{pmatrix} \Psi_K(\mathbf{r}, t) \\ \Psi_{K'}(\mathbf{r}, t) \end{pmatrix}. \quad (1)$$

In this equation, $v \sim 1000$ km/s is the velocity of the electron, $\hat{\mathbf{p}} = -i\hbar\nabla$ is the momentum operator, $\boldsymbol{\sigma} = (\sigma_x, \sigma_y)$ and $\boldsymbol{\sigma}' = (-\sigma_x, \sigma_y)$ are the Pauli matrices that operate on the two-component wavefunction for each valley, Ψ_K or $\Psi_{K'}$. The mass is induced when the lattice deformation has a short distance periodicity comparable to the lattice constant. In the lattice vibrational motions in graphene, such deformation appears as an intervalley phonon with A_{1g} symmetry.^{11–13,15} Let $\mathbf{k}_F + \mathbf{q}$ be the wavevector of an A_{1g} phonon, where \mathbf{k}_F denotes the wavevector of the K point, and ω is the frequency, it can be shown that $m(\mathbf{r}, t) = m_0 e^{i\mathbf{q} \cdot \mathbf{r}} \cos(\omega t)$, where m_0 is a constant determined by the electron-phonon coupling $g \sim 6$ eV. Meanwhile, the field $\mathbf{A}^q(\mathbf{r}, t) = (A_x^q(\mathbf{r}, t), A_y^q(\mathbf{r}, t))$ is calculated from the displacement vector of the acoustic phonons $\mathbf{u}(\mathbf{r}, t) = (u_x(\mathbf{r}, t), u_y(\mathbf{r}, t))$ by $vA_x^q(\mathbf{r}, t) = g(-\partial_x u_x(\mathbf{r}, t) + \partial_y u_y(\mathbf{r}, t))/2$ and $vA_y^q(\mathbf{r}, t) = g(\partial_y u_x(\mathbf{r}, t) + \partial_x u_y(\mathbf{r}, t))/2$ (See Sec.I of Supplementary Materials for details). Some examples of static gauge field $\mathbf{A}^q(\mathbf{r})$ are shown in Fig. 3.

The crucial step in clarifying the effect of the time dependence of lattice deformation is to decompose $\mathbf{A}^q(\mathbf{r}, t)$ into divergenceless (transverse mode) and rotationless (longitudinal

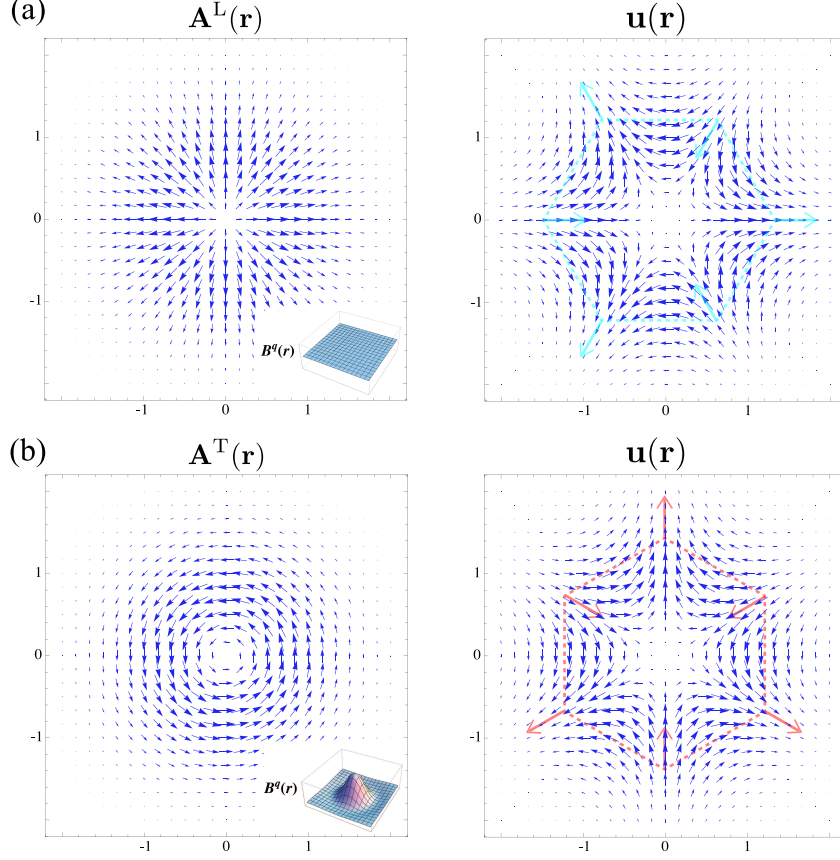


FIG. 3: (a,left) Plot of longitudinal deformation-induced gauge field $\mathbf{A}^L(\mathbf{r}, t) = \nabla\Phi(\mathbf{r})$ with $\Phi(\mathbf{r}) \propto -e^{-(\mathbf{r}/\ell)^2}$. Note that when we assume that $\mathbf{A}^q(\mathbf{r}, t) = \nabla\Phi(\mathbf{r}) \cos(\omega t)$, the vector field also represents the pseudoelectric field $\mathbf{E}^q(\mathbf{r}, t)$. The inset shows the pseudomagnetic field $B^q(\mathbf{r})$ which is zero for $\mathbf{A}^L(\mathbf{r}, t)$. (a,right) The corresponding displacement vector field $\mathbf{u}(\mathbf{r})$. The red arrows represent the direction of the field at the points. (b,left) Plot of transverse gauge field $\mathbf{A}^T(\mathbf{r}, t) = (\partial_y, -\partial_x)\Phi(\mathbf{r})$. The inset shows the plot of pseudomagnetic field $B^q(\mathbf{r}) \neq 0$. (b,right) The corresponding displacement vector field $\mathbf{u}(\mathbf{r})$.

mode) fields that satisfy $\nabla \cdot \mathbf{A}^T(\mathbf{r}, t) = 0$ and $\nabla \times \mathbf{A}^L(\mathbf{r}, t) = 0$, respectively, as⁶

$$\mathbf{A}^q(\mathbf{r}, t) = \mathbf{A}^L(\mathbf{r}, t) + \mathbf{A}^T(\mathbf{r}, t). \quad (2)$$

This decomposition is always possible because of the Helmholtz's theorem (See Sec.II of Supplementary Materials). The field $\mathbf{A}^T(\mathbf{r}, t)$ induces a non-zero pseudomagnetic field, $\mathbf{B}^q(\mathbf{r}, t) \equiv \nabla \times \mathbf{A}^T(\mathbf{r}, t)$, while the field $\mathbf{A}^L(\mathbf{r}, t)$ induces zero pseudomagnetic field. Thus, $\mathbf{A}^L(\mathbf{r}, t)$ can be written as the space derivative of a scalar function $\Phi(\mathbf{r}, t)$ as $\mathbf{A}^L(\mathbf{r}, t) =$

$\nabla\Phi(\mathbf{r}, t)$. By putting $\Psi_K(\mathbf{r}, t) = e^{-i\Phi(\mathbf{r}, t)/\hbar}\psi_K(\mathbf{r}, t)$ and $\Psi_{K'}(\mathbf{r}, t) = e^{+i\Phi(\mathbf{r}, t)/\hbar}\psi_{K'}(\mathbf{r}, t)$ into Eq. (1), the Dirac equation is written in terms of the new wavefunction $(\psi_K(\mathbf{r}, t), \psi_{K'}(\mathbf{r}, t))$ as

$$i\hbar\frac{\partial}{\partial t}\begin{pmatrix}\psi_K(\mathbf{r}, t) \\ \psi_{K'}(\mathbf{r}, t)\end{pmatrix} = \begin{pmatrix}v\boldsymbol{\sigma} \cdot (\hat{\mathbf{p}} + \mathbf{A}^T(\mathbf{r}, t)) - \dot{\Phi}(\mathbf{r}, t)\sigma_0 & m(\mathbf{r}, t)e^{+2i\frac{\Phi(\mathbf{r}, t)}{\hbar}}\sigma_x \\ m(\mathbf{r}, t)^*e^{-2i\frac{\Phi(\mathbf{r}, t)}{\hbar}}\sigma_x & v\boldsymbol{\sigma}' \cdot (\hat{\mathbf{p}} - \mathbf{A}^T(\mathbf{r}, t)) + \dot{\Phi}(\mathbf{r}, t)\sigma_0\end{pmatrix}\begin{pmatrix}\psi_K(\mathbf{r}, t) \\ \psi_{K'}(\mathbf{r}, t)\end{pmatrix}. \quad (3)$$

In this representation, the effects of the time dependence are apparent. First, $\dot{\Phi}(\mathbf{r}, t)$ ($\equiv \partial\Phi(\mathbf{r}, t)/\partial t$) appears as a potential for the electrons in the K and K' valleys. Note that the signs of the potentials are reversed for the two valleys. As a result, there is a potential difference between the valleys,

$$\varphi(\mathbf{r}, t) \equiv 2\dot{\Phi}(\mathbf{r}, t). \quad (4)$$

Secondly, $\Phi(\mathbf{r}, t)$ appears at the phase of the off-diagonal terms. Thus, for the A_{1g} phonons, the off-diagonal parts are given by $m_0e^{\pm i(\mathbf{q}\cdot\mathbf{r}+2\Phi(\mathbf{r}, t)/\hbar)}\cos(\omega t)\sigma_x$. The wavevector and frequency of the modified A_{1g} phonon, which are defined as the space and time derivatives of the phase, are

$$\mathbf{q} \rightarrow \mathbf{q} + 2\frac{\nabla\Phi(\mathbf{r}, t)}{\hbar}, \quad (5)$$

$$\hbar\omega \rightarrow \hbar\omega \pm \varphi(\mathbf{r}, t). \quad (6)$$

This confirms the broadening of the D Raman band, which we discussed earlier. The A_{1g} phonon is softened and hardened in a dynamical manner, which is sharp contrast to the static strain-induced softening of an A_{1g} phonon.^{18,19} For static deformation, we have $\mathbf{q} \rightarrow \mathbf{q} + 2\nabla\Phi(\mathbf{r})/\hbar$ and $\varphi(\mathbf{r}, t) = 0$, which show that only the wavevector of the A_{1g} phonon is changed, and the wavevector shift is due to the translation of the Dirac cones as shown in Fig. 1(b), namely, $\mathbf{k}_F \rightarrow \mathbf{k}_F - \nabla\Phi(\mathbf{r})/\hbar$. Specifically, the shift of \mathbf{q} may result in a shift of the peak position of the D band because ω is linearly dependent on $|\mathbf{q}|$ through the self-energy.²⁰ However, the magnitude of the shift of \mathbf{q} is tiny for a realistic situation, and is negligible for the D band. Thirdly, $\mathbf{A}^T(\mathbf{r}, t)$ causes a shift of the wavevector between the K and K' points as shown in Fig. 1(b). When $\dot{\mathbf{A}}^T(\mathbf{r}, t) = 0$, the shift is static, while when $\dot{\mathbf{A}}^T(\mathbf{r}, t) \neq 0$ the shift becomes dynamical and induces electric currents at the K and K' points. Because these currents flow in the opposite directions, they cancel out when $\varphi(\mathbf{r}, t) = 0$ and do not

cause a net electric current. However, when graphene is connected to a charge reservoir, the electrons can be transferred between the reservoir and graphene to establish equilibrium. If the transfer is instantaneous and smooth, a non-zero valley-asymmetric potential results in a change in the Fermi energies in the K and K' valleys, as shown in Fig. 1(c). In this case, electric currents induced by $\dot{\mathbf{A}}^T(\mathbf{r}, t)$ at the K and K' points do not cancel, and a net electric current appears in a time-dependent manner.

Equation (5) can be expressed in the differential form,

$$\hbar \dot{\mathbf{q}} = 2\dot{\mathbf{A}}^L(\mathbf{r}, t). \quad (7)$$

The right-hand side is reminiscent of the electric field that accelerates the electron, which appears in the equation of motion;

$$\hbar \dot{\mathbf{k}} = -e\mathbf{E}(\mathbf{r}, t). \quad (8)$$

By employing a gauge transformation, the electric field is expressed as the time derivative of the gauge field (vector potential) $\mathbf{A}(\mathbf{r}, t)$ as $\mathbf{E}(\mathbf{r}, t) = -\dot{\mathbf{A}}(\mathbf{r}, t)$ without losing generality. This makes it easy to see that there is a strong similarity between Eqs. (7) and (8). Namely, the left-hand side of the equations is the time derivative of the momentum and right-hand side is the time derivative of the gauge field. Since we have defined a pseudomagnetic field as $\mathbf{B}^q(\mathbf{r}, t) = \nabla \times \mathbf{A}^T(\mathbf{r}, t)$ by analogy with a magnetic field $\mathbf{B}(\mathbf{r}, t) = \nabla \times \mathbf{A}(\mathbf{r}, t)$, it is reasonable to define a pseudoelectric field as $\mathbf{E}^q(\mathbf{r}, t) = -\dot{\mathbf{A}}^L(\mathbf{r}, t)$ by analogy with an electric field $\mathbf{E}(\mathbf{r}, t) = -\dot{\mathbf{A}}(\mathbf{r}, t)$. Using $\mathbf{E}^q(\mathbf{r}, t)$, Eq. (7) is written as $\hbar \dot{\mathbf{q}} = -2\mathbf{E}^q(\mathbf{r}, t)$, which shows that a pseudoelectric field is a force that accelerates the A_{1g} phonon. This definition is consistent with the natural thought that the force is the space derivative of the potential: $\mathbf{E}^q(\mathbf{r}, t) = -\nabla\varphi(\mathbf{r}, t)$. From symmetry point of view, $\mathbf{E}^q(\mathbf{r}, t)$ is the measure of valley asymmetry, while $\mathbf{B}^q(\mathbf{r}, t)$ is the origin of the asymmetry between sublattices.⁸ Since the pseudo-electromagnetic fields cover all degrees of freedom of the electrons in graphene, we can expect there to be a set of partial differential equations for $\mathbf{E}^q(\mathbf{r}, t)$ and $\mathbf{B}^q(\mathbf{r}, t)$, similar to Maxwell's equations for electromagnetic field. It is, however, beyond the scope of this Letter.

Generally, to know $\varphi(\mathbf{r}, t)$, we need to solve a dynamical $\Phi(\mathbf{r}, t)$ equation. Such an equation is obtained from the potential energy functional for $\Phi(\mathbf{r}, t)$ (See Sec.III of Supplementary

Materials);

$$E[\Phi] = \left(\frac{2v}{g}\right)^2 \int d^2\mathbf{r} \left\{ \frac{\rho}{2} \dot{\Phi}^2 + \frac{\mu}{2} (\nabla\Phi)^2 + F[\Phi] \right\}, \quad (9)$$

where μ is Lamé coefficient and ρ is the density of matter. The last term $F[\Phi]$ is a potential energy that depends on the lattice deformation characterized by annealing temperature and adsorbates. Moreover, $F[\Phi]$ is also dependent on $\mathbf{B}^q(\mathbf{r}, t)$ (or $\mathbf{A}^T(\mathbf{r}, t)$), and $\varphi(\mathbf{r}, t)$ is difficult to identify. Here, let us assume that $E[\Phi]$ has a local minimum at $\langle\Phi(\mathbf{r})\rangle \neq 0$ and that the time evolution is given by $\Phi(\mathbf{r}, t) = \langle\Phi(\mathbf{r})\rangle + \delta\Phi(\mathbf{r}) \cos(\omega_0 t)$, where the last term represents a fluctuation. From Eq. (4), $\varphi(\mathbf{r}, t) = 2\omega_0 \delta\Phi(\mathbf{r}) \sin(\omega_0 t)$ where ω_0 is the typical frequency of the fluctuation. Note that Eq. (3) is invariant when $\Phi(\mathbf{r}, t)$ is replaced with $\Phi(\mathbf{r}, t) + \pi\hbar n$, where n is an integer, which suggests the existence of degenerate ground states. If the electronic system has a periodicity in time $T = \pi/\omega_0$, $2\delta\Phi(\mathbf{r})$ must be a multiple of $\pi\hbar$. Thus, the amplitude of $\varphi(\mathbf{r}, t)$ is given by $\pi\hbar\omega_0 n$.

To conclude, dynamical lattice deformation induces a time-dependent potential for the electrons that is asymmetric in valleys. The valley-asymmetric potential appears when dynamical fluctuation occurs around a static deformation. As a result, the energy of the A_{1g} phonon undergoes softening and hardening in a dynamical manner, which is reflected in the behavior of the Raman D and $2D$ bands. The space derivative of the valley-asymmetric potential was identified as a pseudoelectric field that accelerates the A_{1g} phonon. The pseudoelectric field together with the previously discussed pseudomagnetic field cover all the degrees of freedom of the electrons in graphene.

* Electronic address: sasaki.kenichi@lab.ntt.co.jp

¹ K. S. Novoselov, A. K. Geim, S. V. Morozov, D. Jiang, M. I. Katsnelson, I. V. Grigorieva, S. V. Dubonos, and A. A. Firsov, *Nature*, **438**, 197 (2005).

² Y. Zhang, Y.-W. Tan, H. L. Stormer, and P. Kim, *Nature*, **438**, 201 (2005).

³ J. González, F. Guinea, and M. A. H. Vozmediano, *Phys. Rev. Lett.*, **69**, 172 (1992).

⁴ C. L. Kane and E. J. Mele, *Phys. Rev. Lett.*, **78**, 1932 (1997).

⁵ P. E. Lammert and V. H. Crespi, *Phys. Rev. Lett.*, **85**, 5190 (2000).

⁶ K.-i. Sasaki, Y. Kawazoe, and R. Saito, *Prog. Theor. Phys.*, **113**, 463 (2005).

⁷ R. Jackiw and S.-Y. Pi, *Phys. Rev. Lett.*, **98**, 266402 (2007).

- ⁸ K.-i. Sasaki and R. Saito, Prog. Theor. Phys. Suppl., **176**, 253 (2008).
- ⁹ F. Guinea, M. I. Katsnelson, and A. K. Geim, Nature Physics, **6**, 30 (2010).
- ¹⁰ N. Levy, S. A. Burke, K. L. Meaker, M. Panlasigui, A. Zettl, F. Guinea, A. H. Castro Neto, and M. F. Crommie, Science (New York, N.Y.), **329**, 544 (2010), ISSN 1095-9203.
- ¹¹ F. Tuinstra and J. L. Koenig, J. Chem. Phys., **53**, 1126 (1970).
- ¹² L. Cançado, M. Pimenta, B. Neves, M. Dantas, and A. Jorio, Physical Review Letters, **93**, 247401 (2004), ISSN 0031-9007.
- ¹³ K.-i. Sasaki, Y. Tokura, and T. Sogawa, Crystals, **3**, 120 (2013), ISSN 2073-4352.
- ¹⁴ A. K. Gupta, T. J. Russin, H. R. Gutierrez, and P. C. Eklund, ACS Nano, **3**, 45 (2009).
- ¹⁵ L. M. Malard, M. A. Pimenta, G. Dresselhaus, and M. S. Dresselhaus, Phys. Rep., **473**, 51 (2009).
- ¹⁶ S. Suzuki, C. M. Orofeo, S. Wang, F. Maeda, M. Takamura, and H. Hibino, The Journal of Physical Chemistry C, **117**, 22123 (2013), ISSN 1932-7447.
- ¹⁷ D. Porezag, T. Frauenheim, T. Köhler, G. Seifert, and R. Kaschner, Physical Review B, **51**, 12947 (1995), ISSN 0163-1829.
- ¹⁸ C. A. Marianetti and H. G. Yevick, Physical Review Letters, **105**, 245502 (2010), ISSN 0031-9007.
- ¹⁹ C. Si, W. Duan, Z. Liu, and F. Liu, Physical Review Letters, **109**, 226802 (2012), ISSN 0031-9007.
- ²⁰ K.-i. Sasaki, K. Kato, Y. Tokura, S. Suzuki, and T. Sogawa, Phys. Rev. B, **86**, 201403 (2012).