

Charge order, superconducting correlations, and μ SR

J.E. Sonier

Department of Physics, Simon Fraser University, 8888 University Drive, Burnaby, V5A 1S6

Abstract

The recent discoveries of short-range charge-density wave fluctuations in the normal state of several hole-doped cuprate superconductors constitute a significant addition to the known intrinsic properties of these materials. Besides likely being associated with the normal-state pseudogap, the charge-density wave order presumably influences the build-up of known superconducting correlations as the temperature is lowered toward the superconducting state. As a pure magnetic probe, muon spin rotation (μ SR) is not directly sensitive to charge order, but may sense its presence via the effect it has on the magnetic dipolar coupling of the muon with the host nuclei at zero or low magnetic field. At higher field where μ SR is completely blind to the effects of charge order, experiments have revealed a universal inhomogeneous normal-state response extending to temperatures well above T_c . The measured inhomogeneous line broadening has been attributed to regions of superconducting correlations that exhibit varying degrees of fluctuation diamagnetism. Here, the compatibility of these results with other measurements showing charge order correlations or superconducting fluctuations above T_c is discussed.

Keywords: Muon spin rotation, Superconducting correlations, Charge order, Cuprates

PACS: 74.72.-h, 74.72.Kf, 76.75.+i

1. Introduction

Over the past year charge ordering has been established as a common feature of hole-doped high-temperature cuprate superconductors. In different compounds and over a limited range of p in the underdoped regime (where p is the number of doped holes per planar Cu atom), fluctuating charge order develops below a doping-dependent crossover temperature T_{CO} above the superconducting critical temperature T_c [1, 2, 3, 4, 5, 6]. In $\text{Bi}_2\text{Sr}_{2-x}\text{La}_x\text{CuO}_{6+\delta}$ (Bi-2201), T_{CO} has been observed to coincide with the pseudogap temperature T^* [5], but is considerably below T^* in other compounds. While the precise connection to the pseudogap is still being investigated, there is little doubt that the charge order competes with superconductivity. X-ray scattering experiments show that the peak scattering intensity grows with decreasing temperature, but decreases significantly below T_c where the electrical resistivity vanishes [1, 2, 6]. Application of a magnetic field perpendicular to the CuO_2 layers has no effect above T_c , but enhances the scattering intensity below T_c . The latter can be understood as being due to the nucleation of charge order in and around the vortex-core regions, where the superconducting order parameter is suppressed. Evidence for this comes from the detection of electronic modulations in the vortex cores of $\text{Bi}_2\text{Sr}_2\text{CaCu}_2\text{O}_{8+x}$ (Bi-2212) by scanning tunneling microscopy [7] and from nuclear magnetic resonance (NMR) measurements of the field-dependence of quadrupole splittings in the vortex-solid phase of $\text{YBa}_2\text{Cu}_3\text{O}_{6+x}$ (Y-123) [8]. In $\text{La}_{2-x-y}\text{Nd}_y\text{Sr}_x\text{CuO}_4$ (LNSCO) and $\text{La}_{2-x}\text{Ba}_x\text{CuO}_4$

Preprint submitted to Journal of Magnetism and Magnetic Materials

February 23, 2018

(LBCO), where T_c vanishes or is strongly suppressed near $p = 1/8$, the charge order freezes in zero field and coexists with static spin order, forming so-called “stripes” [10, 11, 12]. Although static charge order in zero field has not been detected in other cuprates, an enhanced X-ray scattering intensity is observed in Y-123 and $\text{NdBa}_2\text{Cu}_3\text{O}_{6+x}$ near $p = 1/8$, where there is a plateau-like behavior of $T_c(p)$ [1]. In fact, it is in the vicinity of $p = 1/8$ where long-range static charge order is observed in Y-123 by NMR for high applied magnetic fields that locally [8] or fully suppress [9] superconductivity.

A notable feature of the charge order observed in cuprates under conditions where superconductivity is not fully suppressed, is that it is short range above T_c . In Y-123 the in-plane correlation length is doping dependent [1], and increases with decreasing temperature up to a maximum of $\xi_{ab} \approx 10$ nm at T_c for $p \approx 1/8$ [2]. Moreover, the charge order is very weakly correlated along the c -direction, with a correlation length $\xi_c \lesssim 1$ lattice units. In contrast, the charge order observed in Bi-2201 has a correlation length of $\xi_{ab} \approx 2 - 3$ nm, which evolves very little with temperature or doping [5]. The correlation length of the charge order detected in underdoped Bi-2212 is also rather short [6]. It has been suggested that nanometer-sized regions of charge order are pinned by lattice defects, which are inherent in all superconducting cuprates [4]. The quasi-long-range static stripe order ($\xi_{ab} \approx 50$ nm) that emerges in LNSCO and LBCO near $p = 1/8$ is perhaps a dramatic demonstration of this, as its formation is concurrent with the onset of a low-temperature tetragonal (LTT) distortion, in which a change in the tilt axis of the CuO_6 octahedra creates structural anisotropy within the CuO_2 planes.

Below T_c , the tendency toward charge order must compete with long-range superconducting order. While the latter dominates, charge order may continue to thrive near defects where the superconducting order parameter of the short-coherence length cuprates is naturally suppressed. In the vortex-solid state, there is a natural spatially periodic suppression of the superconducting order parameter, although it is also energetically favorable for vortices to reside at the same locations as the defects. Above T_c where there is no longer a competition with superconductivity, one may ask whether elucidating the regions in between the short-range charge order is more relevant to understanding high- T_c superconductivity? The low superconducting carrier density of underdoped cuprates makes them susceptible to enhanced Cooper-pair phase fluctuations that ultimately destroy the superconducting state at T_c , but Cooper pairs lacking long-range phase coherence can survive to higher temperatures [13]. While there is ample experimental evidence that this is indeed the case [14, 15, 16, 17, 18, 19, 20, 22, 23, 24, 25, 26], there has been disagreement on the range of temperature over which superconducting correlations persist above T_c and little information on the spatial homogeneity of these correlations in the bulk.

Traces of superconductivity existing in a spatially inhomogeneous state is one way to reconcile the various conclusions that have emerged from experiments using different techniques. This picture is certainly not new. Superconducting “droplets” resulting from an intrinsic charge inhomogeneity were previously invoked to explain an anomalous irreversible normal-state diamagnetism of Y-123 and $\text{La}_{2-x}\text{Sr}_x\text{CuO}_4$ (La-214), as measured by bulk magnetization [28, 29]. However, the only visual evidence of inhomogeneous superconducting correlations has come from scanning tunneling microscopy (STM) measurements on Bi-2212 (with $p \leq 0.22$), which revealed the nucleation of pairing gaps in nanometer-sized regions well above T_c [19]. These regions proliferate as the temperature is lowered, with 100 % gap coverage occurring near the surface of Bi-2212 when full-blown superconductivity takes place at T_c . The onset temperature T_p of the pairing-gap regions has a doping dependence that roughly follows T_c , but apparently peaks somewhere in the underdoped regime (see Fig. 2), where there is some difficulty in separating out the contribution of the pairing gap to the STM spectra from the contribution of the

wider pseudogap. Infrared spectroscopy experiments [23] that do not give spatially resolved information, indicate that T_p reaches a maximum value well below optimal doping (see Fig. 3).

2. μ SR

2.1. Effect of charge order

The positive muon (μ^+) used for μ SR experiments on condensed matter systems has spin angular momentum of $1/2$, and hence does not possess an electric quadrupole moment. Thus the μ^+ is not directly sensitive to charge order, but rather is a pure magnetic probe that dipolar couples to the nuclei of the host compound. Nuclei having spin greater than $1/2$ (such as ^{63}Cu and ^{65}Cu) couple with the local electric field gradient (EFG), which is modified by the presence of the μ^+ , lattice structure changes and/or the development of charge order. The build up of charge-order correlations has a temperature-dependent influence on the nuclear spins. On the other hand, the coupling of the nuclei to the EFG of the μ^+ does not evolve with temperature; unless the muon diffuses during its short lifetime (The mean lifetime of the μ^+ is $\tau_\mu \approx 2.2 \mu\text{s}$). In cuprates, this apparently happens above $T \sim 200$ K (see for example Fig. 4 in Ref. [30]). On the other hand, the build up of charge-order correlations has a temperature-dependent influence on the magnetic-dipolar coupling of the host nuclei with the muon.

Nuclear dipolar broadening of the internal magnetic field distribution $n(B)$ causes relaxation of the μ SR time-domain signal. The ‘‘inhomogeneous’’ line broadening due to the nuclear dipolar fields may be probed by μ SR in the absence of an applied magnetic field, or with a static field applied ‘‘transverse’’ to the initial muon spin polarization $\mathbf{P}(t=0)$. The dipolar broadening depends on the interaction of the nuclear electric quadrupole moment with the local EFG and the Zeeman interaction of the nuclei with the applied static magnetic field \mathbf{H} [31]. The time evolution of the transverse-field (TF) μ SR polarization is

$$P_{\text{TF}}(t) = G(t) \cos(\omega_\mu t + \phi), \quad (1)$$

where ϕ is the phase angle between the axis of the positron detector and $\mathbf{P}_{\text{TF}}(t=0)$, ω_μ is the muon Larmor frequency and $G(t)$ is a function that describes the relaxation of the TF- μ SR signal. In situations where the magnitude of the quadrupole couplings is larger or comparable to the Zeeman interactions, the quantization axes of the nuclear spins is dependent on both the direction of \mathbf{H} and the direction of the principal axes of the EFG tensor [32]. However, only the Zeeman interactions depend on magnetic field, and at high magnetic field the nuclei are quantized in the direction of \mathbf{H} . In this so-called ‘‘Van-Vleck’’ limit [33] the relaxation of the μ SR signal due to magnetic dipolar interactions of the muon spin with the nuclear spins is related to the second moment of the local dipolar-field distribution, which depends only on the direction of the large field \mathbf{H} , and not its magnitude. For example, in pure Cu the Van-Vleck limit is reached above $H \sim 0.5$ T [34]. Likewise, any effect of charge order on the relaxation rate of the μ SR signal for cuprates is most certainly absent for applied magnetic fields of order 1 T. Such is not the case for relaxation caused by a distribution of quasi-static or time-averaged internal magnetic fields from electronic magnetic moments, or from a distribution of time-averaged internal fields associated with inhomogeneous dynamic supercurrent screening of the applied magnetic field. These contributions to the TF- μ SR relaxation rate are expected to exhibit significant and distinguishable dependences on the magnitude of \mathbf{H} .

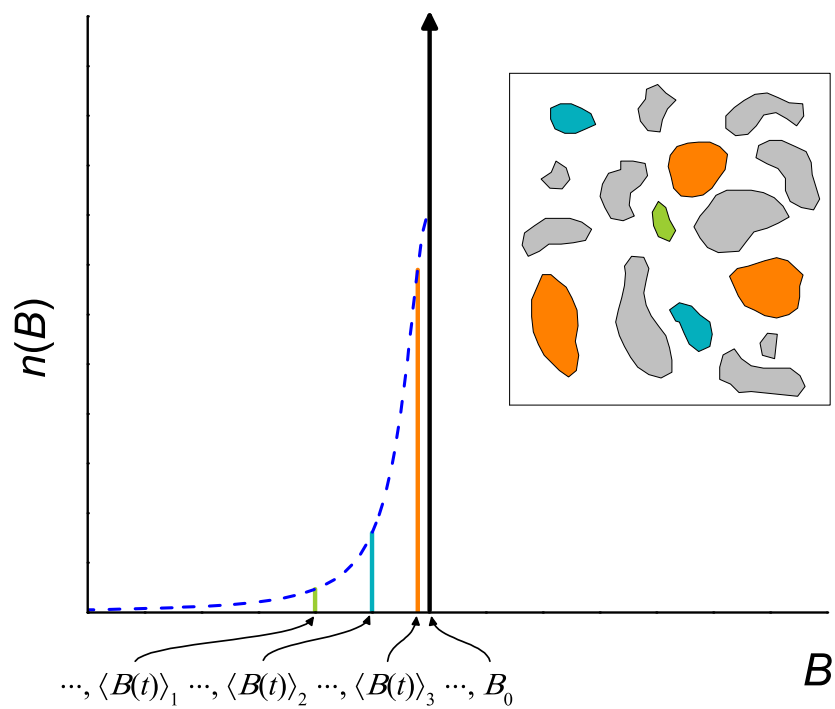


Figure 1: (Color online) Schematic of the contribution to the probability distribution of magnetic field $n(B)$ experienced by muons from random patches exhibiting different fluctuating diamagnetic responses; *i.e.* a “left-half” Lorentzian distribution of time-averaged fields (dashed blue curve). Broadening due to nuclear and electron magnetic dipolar fields is not included in the figure. In between the diamagnetic patches there is a uniform internal magnetic field B_0 that appears as a large spike in the probability distribution. Within each patch, the muons sense a time-averaged magnetic field $\langle B(t) \rangle_i$ less than B_0 .

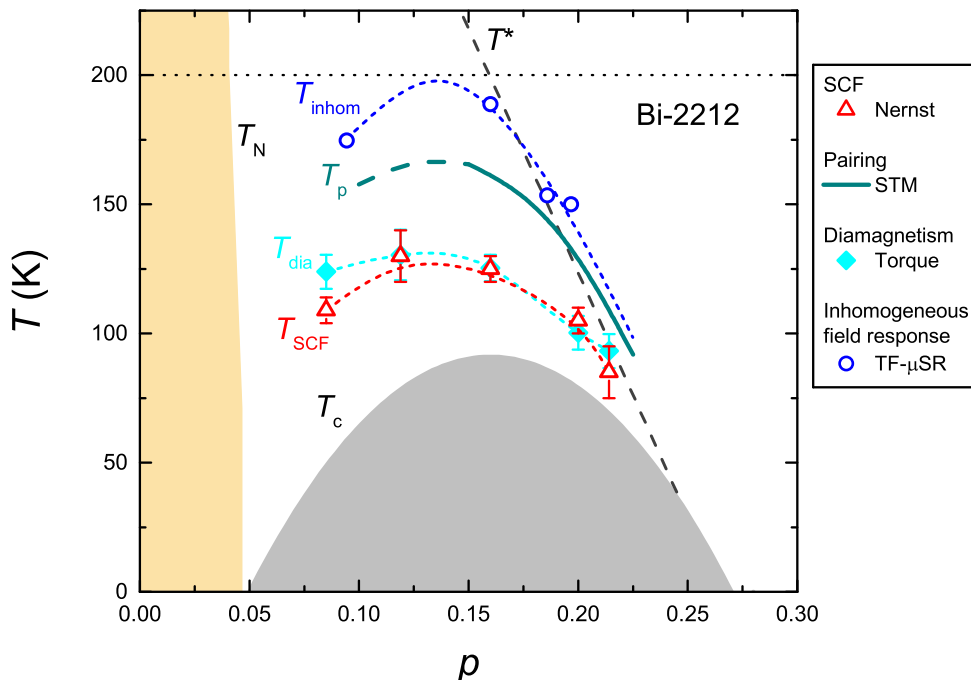


Figure 2: (Color online) Onset temperatures for experimental signatures of superconducting correlations in Bi-2212. The data points for the onset of superconducting fluctuations (SCF) were obtained by vortex-Nernst effect measurements [17]. The data points for T_{dia} signify the onset of a field-enhanced diamagnetic signal detected by torque magnetometry [16]. The curve for T_p is from STM measurements [19], and indicates the temperature above which less than 10 % of the sample has a pairing gap. The dashed part of the curve in the underdoped regime indicates the uncertainty in separating out the contribution to the STM spectra of the smaller pairing gap from that of the wider pseudogap. The data points for T_{inhom} indicate the temperature above which the exponential TF- μ SR relaxation rate Λ at $H = 7$ T is less than $0.02 \mu\text{s}^{-1}$ [43]. The short dashed curves through the data points are guides to the eye. The dotted horizontal line indicates the temperature above which muon diffusion may occur. The pseudogap temperature T^* is inferred from tunneling spectroscopy measurements [44].

2.2. High magnetic field

In lightly-doped superconducting cuprates, the μ SR signal at low temperatures and $H = 0$ is relaxed by quasi-static internal magnetic fields associated with remnant antiferromagnetic Cu-spin correlations of the undoped parent Mott insulating compound [35, 36, 37, 38]. While a magnetic field applied parallel to the c -axis results in a discernible relaxation from magnetism, which is extended to higher doping and higher temperature by the field, the effect is greatly diminished with increasing p [39]. Hence the effect of Cu magnetic moments on the relaxation rate of the TF- μ SR signal at high magnetic field is easily recognizable. This is also true of the effect of paramagnetic moments that are present in heavily-overdoped cuprates. In an applied field the paramagnetism contributes a Curie-like temperature dependence to the TF- μ SR relaxation rate and this contribution is enhanced with increasing p [40, 41]. Distinct from the effects of magnetism is a weak field-induced exponential contribution to the relaxation of the normal-state TF- μ SR signal that roughly follows T_c . This was first identified in Y-123 and $\text{La}_{2-x}\text{Sr}_x\text{CuO}_4$ (La-214) [42], and more recently observed in Bi-2212 [43]. This normal-state exponential relaxation rate (denoted by Λ) appears to originate from inhomogeneous superconducting correlations.

Among the evidence for this is a suppression of Λ in Y-123 near $p = 1/8$ [42], and a universal scaling of Λ with the maximum value of T_c for each cuprate family [43]. Further support for this interpretation is the similarity of the doping dependences of Λ and the onset temperatures above T_c for Cooper pairing or superconducting fluctuations identified by other techniques (see Figs. 2 and 3).

2.3. Effect of diamagnetic regions

As explained in Ref. [43], the motion of vortices in a uniform liquid state is too fast to cause the observed inhomogeneous line broadening above T_c . Sensitivity of μSR to superconducting fluctuations requires regions with varying degrees of the associated fluctuation diamagnetism. In this case, the implanted muons experience distinct time-averaged local fields $\langle B(t) \rangle_i$ ($i = 1, 2, 3, \dots$) in diamagnetic regions with different degrees of supercurrent screening. Figure 1 shows a schematic of the probability distribution of magnetic field for muons probing irregular-shaped diamagnetic patches of varying phase stiffness within an otherwise normal sample. The figure assumes a “left-half” Lorentzian distribution of time-averaged fields (dashed blue curve), as this introduces a corresponding exponential relaxation $\exp(-at)$ of $P_{\text{TF}}(t)$, where a is a relaxation rate. The essentially static nuclear magnetic dipolar fields, as well as dipolar fields from fluctuating electron magnetic moments, will each further broaden the field distribution shown in Fig. 1. The corresponding muon spin polarization function is

$$P_{\text{TF}}(t) = G_{\text{nuc}}(t)G_{\text{el}}(t)[f \exp(-at) \cos(\gamma_{\mu} \overline{\langle B(t) \rangle} t) + (1 - f) \cos(\gamma_{\mu} B_0 t)], \quad (2)$$

where $G_{\text{nuc}}(t)$ is a *temperature-independent* function accounting for relaxation due to the nuclear magnetic dipolar fields, $G_{\text{el}}(t)$ is a *temperature-dependent* function accounting for relaxation due to electron magnetic dipolar fields, f is the volume fraction of the sample exhibiting diamagnetism, $\overline{\langle B(t) \rangle}$ is the mean value of all the time-averaged local fields associated with the diamagnetic regions, and B_0 is the average field between them. Since the diamagnetic shift in field for each region is extremely small compared to the applied field, then $\overline{\langle B(t) \rangle} \approx B_0$. Furthermore, the width of the distribution of weak diamagnetic fields and the corresponding relaxation rate a are small, so that $\exp(-at) \approx 1 - at$. Hence Eq. (2) may be approximated as follows

$$\begin{aligned} P_{\text{TF}}(t) &\approx G_{\text{nuc}}(t)G_{\text{el}}(t)[f(1 - at) \cos(\gamma_{\mu} B_0 t) + (1 - f) \cos(\gamma_{\mu} B_0 t)] \\ &= G_{\text{nuc}}(t)G_{\text{el}}(t)(1 - fat) \cos(\gamma_{\mu} B_0 t) \\ &\approx G_{\text{nuc}}(t)G_{\text{el}}(t) \exp(-\Lambda t) \cos(\gamma_{\mu} B_0 t), \end{aligned} \quad (3)$$

where $\Lambda = fa$. For rapidly fluctuating electron dipolar magnetic fields, $G_{\text{el}}(t) \exp(-\lambda_{\text{el}} t)$. Consequently, contributions from fast-fluctuating electronic spins must be determined before ascribing any exponential-relaxation component to fluctuation diamagnetism. With this said, for the range of hole-doping considered in Refs. [42, 43], the electronic spin fluctuations above T_c are too fast for the muons to follow. In particular, the fluctuating electron dipolar magnetic fields sensed by the muon are so fast that they average to zero over a period of time that is considerably shorter than the muon lifetime, so that $\lambda_{\text{el}} \approx 0$. This presumption is first based on the limited ranges of p and T that static and fluctuating electronic magnetic moments have been detected by μSR at zero field [35, 36, 37, 38]. The observed doping dependence of $\Lambda(T > T_c)$ at $H = 7$ T is also incompatible with the exponential relaxation being dominated by electron dipolar magnetic fields. Specifically, $\Lambda(T > T_c)$ within the underdoped regime decreases as p is lowered toward the Mott insulator. Furthermore, $\Lambda(T > T_c)$ dips in Y-123 near $p = 1/8$, where T_c plateaus [42, 43] and charge order is most pronounced [1, 9] (see Fig. 3). The latter is a clear indication of the insensitivity of the μ^+ to the effects of charge order at high magnetic field.

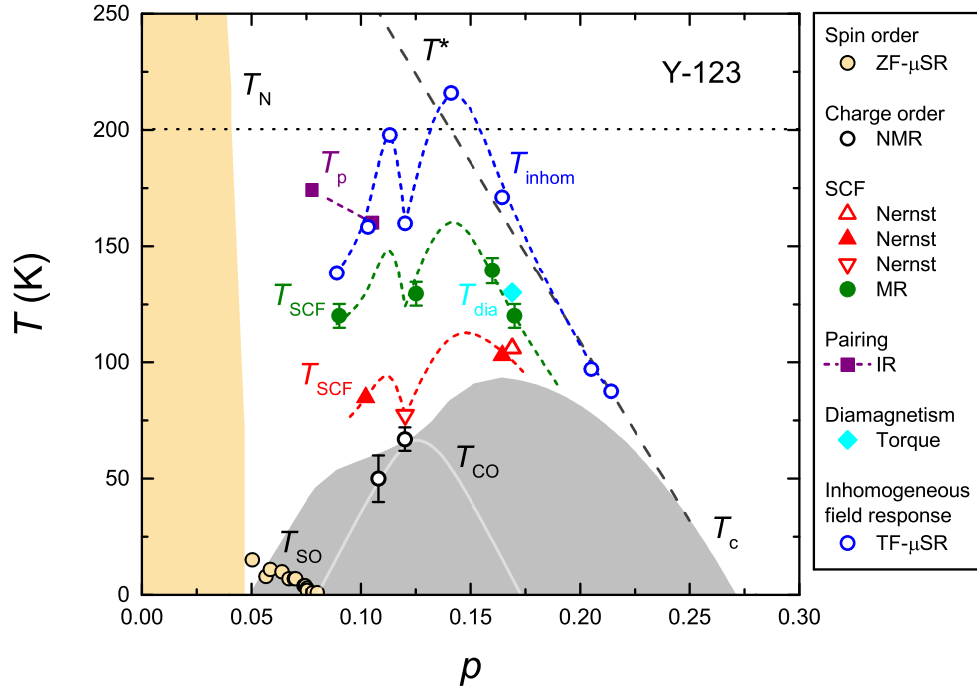


Figure 3: (Color online) Onset temperatures for experimental signatures of superconducting correlations in Y-123. The data points for the onset of short-range static spin order (SO) come from zero-field (ZF) μ SR measurements, and the onset of static charge order (CO) from high-field NMR experiments [9]. The data points for T_{inhom} indicate the temperature above which the exponential TF- μ SR relaxation rate Λ at $H = 7$ T is less than $0.02 \mu s^{-1}$ [42, 43]. Note that the two data points above $p = 0.20$ are Ca-doped Y-123. The short-dashed curve through these data points is a guide to the eye. The dotted horizontal line indicates the temperature above which muon diffusion likely occurs. The red data points for the onset of superconducting fluctuations (SCF) were obtained by vortex-Nernst effect (Δ [17], \blacktriangle [18], and ∇ [21]) and magnetoresistance (MR) measurements [27]. The short-dashed curves through these data points show that the hole-doping dependence of existing data for T_{SCF} is compatible with the μ SR measurements of Λ . The data point denoted by T_{dia} signifies the onset of a field-enhanced diamagnetic signal detected by torque magnetometry [22]. The data points for T_p were obtained by infrared (IR) spectroscopy. The pseudogap temperature T^* is inferred from Nernst effect and resistivity measurements [21].

3. Perspective on relationship to other experiments

Much of the evidence for superconducting correlations persisting above T_c has come from methods that rely on what is essentially a bulk response, incapable of distinguishing between spatially homogeneous and inhomogeneous systems. The spatially-resolved STM measurements of Bi-2212 by Gomes *et al.* [19] indicate that the percentage of the sample occupied by random nanometer-sized pairing gap regions decreases as the temperature is elevated further above T_c . Assuming the STM gap maps on Bi-2212 are indicative of the bulk and the observed pairing regions sustain short-range phase coherence, some bulk signals indicative of superconducting correlations will vanish or weaken when Josephson tunneling between the regions is lost or these regions become fairly dilute. Indeed the onset temperatures for the vortex-Nernst and field-enhanced diamagnetic signals of Bi-2212 lie well below the temperature at which STM detects pairing gaps in approximately 10 % of the sample (see Fig. 2). On the other hand, muons sample random locations in this patchy diamagnetic environment and provided there is a variation in the degree of diamagnetic supercurrent screening by these diminishing regions, will continue to sense a distribution of time-averaged magnetically inequivalent sites. Hence the corresponding relaxation of the TF- μ SR signal may persist to higher temperatures than signatures of superconducting correlations detected by other methods.

It is important to stress that the characteristic time window of fluctuating local magnetic fields that can be sensed by μ SR demands that superconducting fluctuations above T_c be confined to isolated or weakly connected regions. Note that quantitative justification for this statement is given in Ref. [43]. Consequently, the TF- μ SR measurements essentially extend the information provided by the STM gap maps on Bi-2212. First, they do so by verifying the evolution of the spatially-varying pairing correlations in the underdoped regime. While a pairing gap above T_c is clearly identified in the STM spectra of overdoped Bi-2212, in the underdoped regime only a low-energy kink within the wider pseudogap is visible. Yet as shown in Fig. 2, the doping dependence of the inhomogeneous magnetic response detected by TF- μ SR follows the pairing-gap coverage that is less accurately determined by STM in the underdoped regime. Second, the combined TF- μ SR results on Bi-2212, Y-123 and La-214 [42, 43] imply that inhomogeneous superconducting correlations above T_c are not limited to the surface of Bi-2212, but rather are a universal bulk property of hole-doped cuprates. Furthermore, because the degree of chemical disorder is very different in these three compounds, the electronic inhomogeneity must be deemed an intrinsic property.

It is clear that the experimentally determined onset temperature (T_{onset}) for superconducting correlations is very much dependent on the sensitivity of the method. Moreover, the build up of superconducting correlations in different regions and the reduction in phase fluctuations of the superconducting order parameter is a gradual process, with the TF- μ SR relaxation rate Λ [42, 43], the vortex-Nernst signal [17], and the diamagnetic signal [22] all slowly decaying with increased temperature above T_c . The TF- μ SR signal is ultimately influenced by significant muon diffusion above $T \sim 200$ K, which prevents an accurate determination of T_{onset} at certain hole dopings. Nevertheless, while different techniques give different values of T_{onset} , the varied results are consistent in showing that T_{onset} and the pseudogap temperature T^* strongly diverge with decreasing p in the underdoped regime. This and the observation of distinct pseudo and superconducting (or pairing) gaps by various methods [45] strongly suggests that the pseudogap is not associated with preformed pairs, but instead is associated with a generic electronic phase separation that leads to charge ordering. While the TF- μ SR measurements do not contribute any information on the charge order, they support a picture in which the pseudogap regime is predominantly a

mixture of at least two distinct regions, with one supporting charge-order fluctuations and the other sustaining superconducting fluctuations.

Acknowledgements This work is supported in part by NSERC and the Canadian Institute for Advanced Research.

References

- [1] G. Ghiringhelli, M. Le Tacon, M. Minola, S. Blanco-Canosa, C. Mazzoli, N.B. Brookes, G.M. De Luca, A. Frano, D.G. Hawthorn, F. He, T. Loew, M. Moretti Sala, D.C. Peets, M. Salluzzo, R. Sutarto, G.A. Sawatzky, E. Weschke, B. Keimer, L. Braicovich, *Science* 337 (2012) 821.
- [2] J. Chang, E. Blackburn, A.T. Holmes, N.B. Christensen, J. Larsen, J. Mesot, R. Liang, D.A. Bonn, W.N. Hardy, A. Watenphul, M.V. Zimmermann, E.M. Forgan, and S.M. Hayden, *Nature Physics* 8 (2012) 871.
- [3] D.H. Torchinsky, F. Mahmood, A.T. Bollinger, I. Božović, N. Gedik, *Nature materials* 12 (2013) 387.
- [4] M. Le Tacon, A. Bosak, S.M. Souliou, G. Dellea, T. Loew, R. Heid, K.-P. Bohnen, G. Ghiringhelli, M. Krisch, B. Keimer, *Nature Physics* 10 (2014) 52.
- [5] R. Comin, A. Frano, M.M. Yee, Y. Yoshida, H. Eisaki, E. Schierle, E. Weschke, R. Sutarto, F. He, A. Soumyanarayanan, Y. He, M. Le Tacon, I.S. Elfimov, J.E. Hoffman, G.A. Sawatzky, B. Keimer, A. Damascelli, *Science* 343 (2014) 390.
- [6] E.H. da Silva Neto, P. Aynajian, A. Frano, R. Comin, E. Schierle, E. Weschke, A. Gyenis, J. Wen, J. Schneeloch, Z. Xu, S. Ono, G. Gu, M. Le Tacon, A. Yazdani, *Science* 343 (2014) 393.
- [7] J.E. Hoffman, E.W. Hudson, K.M. Lang, V. Madhavan, H. Eisaki, S. Uchida, J.C. Davis, *Science* 295 (2002) 466.
- [8] T. Wu, H. Mayaffre, S. Krämer, M. Horvatić, C. Berthier, P.L. Kuhns, A.P. Reyes, R. Liang, W.N. Hardy, D.A. Bonn, M.H. Julien, *Nature Communications* 4 (2013) 2113.
- [9] T. Wu, H. Mayaffre, S. Krämer, M. Horvatić, C. Berthier, W.N. Hardy, R. Liang, D.A. Bonn, M.H. Julien, *Nature* 477 (2011) 191.
- [10] J.M. Tranquada, B.J. Sternlieb, J.D. Axe, Y. Nakamura, S. Uchida, *Nature* 375 (1995) 561.
- [11] M. Fujita, H. Goka, K. Yamada, M. Matsuda, *Phys. Rev. Lett.* 88 (2002) 167008.
- [12] P. Abbamonte, A. Ruyadi, S. Smadici, G.D. Gu, G.A. Sawatzky, D.L. Feng, *Nature Physics* 1 (2005) 155.
- [13] V.J. Emery, S.A. Kivelson, *Nature* 374 (1995) 434.
- [14] J. Corson, R. Mallozzi, J. Orenstein, J.N. Eckstein, I. Bozovic, *Nature* 398 (1999) 221.
- [15] Z.A. Xu, N.P. Ong, Y. Wang, T. Kakeshita, S. Uchida, *Nature* 406 (2000) 486.
- [16] Y. Wang, L. Li, M.J. Naughton, G.D. Gu, S. Uchida, N.P. Ong, *Phys. Rev. Lett.* 95 (2005) 247002.
- [17] Y. Wang, L. Li, N.P. Ong, *Phys. Rev. B* 73 (2006) 024510.
- [18] F. Rullier-Albenque, R. Tourbot, H. Alloul, P. Lejay, D. Colson, A. Forget, *Phys. Rev. Lett.* 96 (2006) 067002.
- [19] K.K. Gomes, A.N. Pasupathy, A. Pushp, S. Ono, Y. Ando, A. Yazdani, *Nature* 447 (2007) 569.
- [20] O. Cyr-Choinière, R. Daou, F. Laliberté, D. LeBoeuf, N. Doiron-Leyraud, J. Chang, J.-Q. Yan, J.-G. Cheng, J.-S. Zhou, J.B. Goodenough, S. Pyon, T. Takayama, H. Takagi, Y. Tanaka, L. Taillefer, *Nature* 458 (2009) 743.
- [21] R. Daou, J. Chang, D. LeBoeuf, O. Cyr-Choinière, F. Laliberté, N. Doiron-Leyraud, B.J. Ramshaw, R. Liang, D.A. Bonn, W.N. Hardy, L. Taillefer, *Nature* 463 (2010) 519.
- [22] L. Li, Y. Wang, S. Komiyama, S. Ono, Y. Ando, G.D. Gu, N.P. Ong, *Phys. Rev. B* 81 (2010) 054510.
- [23] A. Dubroka, M. Rössle, K.W. Kim, V.K. Malik, D. Munzar, D.N. Basov, A.A. Schafgans, S.J. Moon, C.T. Lin, D. Haug, V. Hinkov, B. Keimer, Th. Wolf, J.G. Storey, J.L. Tallon, C. Bernhard, *Phys. Rev. Lett.* 106 (2011) 047006.
- [24] M. S. Grbić, M. Požek, D. Paar, V. Hinkov, M. Raichle, D. Haug, B. Keimer, N. Barišić, A. Dulčić, *Phys. Rev. B* 83 (2011) 144508.
- [25] T. Kondo, Y. Hamaya, A.D. Palczewski, T. Takeuchi, J.S. Wen, Z.J. Xu, G. Gu, J. Schmalian, A. Kaminski, *Nature Physics* 7 (2011) 21.
- [26] L.S. Bilbro, R. Valdés Aguilar, G. Logvenov, O. Pelleg, I. Božović, N.P. Armitage, *Nature Physics* 7 (2011) 298.
- [27] F. Rullier-Albenque, H. Alloul, G. Rikken, *Phys. Rev. B* 84 (2011) 014522.
- [28] A. Lascialfari, A. Rigamonti, L. Romano, P. Tedesco, A. Varlamov, D. Embriaco, *Phys. Rev. B* 65 (2002) 144523.
- [29] A. Lascialfari, A. Rigamonti, L. Romano, A. Varlamov, I. Zucca, *Phys. Rev. B* 68 (2003) 100505.
- [30] J.E. Sonier, J.H. Brewer, R.F. Kiefl, R.H. Heffner, K.F. Poon, S.L. Stubbs, G.D. Morris, R.I. Miller, W.N. Hardy, R. Liang, D.A. Bonn, J.S. Gardner, C.E. Stronach, N.J. Curro, *Phys. Rev. B* 66 (2002) 134501.
- [31] O. Hartmann, *Phys. Rev. Lett.* 39 (1977) 832.
- [32] E. Matthias, W. Schneider, R.M. Steffen, *Phys. Rev.* 125 (1962) 261.
- [33] J.H. Van Vleck, *Phys. Rev.* 74 (1948) 1168.
- [34] M. Camani, F.N. Gyax, W. Rüegg, A. Schenck, H. Schilling, *Phys. Rev. Lett.* 39 (1977) 836.

- [35] R.F. Kiefl, J.H. Brewer, J. Carolan, P. Dosanjh, W.N. Hardy, R. Kadono, J.R. Kempton, R. Krahn, P. Schleger, B.X. Yang, H. Zhou, G.M. Luke, B. Sternlieb, Y.J. Uemura, W.J. Kossler, X.H. Yu, E.J. Ansaldo, H. Takagi, S. Uchida, C.L. Seaman, *Phys. Rev. Lett.* 63 (1989) 2136.
- [36] Ch. Niedermayer, C. Bernhard, T. Blasius, A. Golnik, A. Moodenbaugh, J.I. Budnick, *Phys. Rev. Lett.* 80 (1998) 3843.
- [37] C. Panagopoulos, J.L. Tallon, B.D. Rainford, T. Xiang, J.R. Cooper, C.A. Scott, *Phys. Rev. Lett.* 66 (2002) 064501.
- [38] S. Sanna, G. Allodi, G. Concas, A.D. Hillier, R. De Renzi, *Phys. Rev. Lett.* 93 (2004) 207001.
- [39] A.T. Savici, A. Fukaya, I.M. Gat-Malureanu, T. Ito, P.L. Russo, Y.J. Uemura, C.R. Wiebe, P.P. Kyriakou, G.J. MacDougall, M.T. Rovers, G.M. Luke, K.M. Kojima, M. Goto, S. Uchida, R. Kadono, K. Yamada, S. Tajima, T. Masui, H. Eisaki, N. Kaneko, M. Greven, G.D. Gu, *Phys. Rev. Lett.* 95 (2005) 157001.
- [40] G.J. MacDougall, A.T. Savici, A.A. Aczel, R.J. Birgeneau, H. Kim, S.-J. Kim, T. Ito, J.A. Rodriguez, P.L. Russo, Y.J. Uemura, S. Wakimoto, C.R. Wiebe, G.M. Luke, *Phys. Rev. B* 81 (2010) 014508.
- [41] C.V. Kaiser, W. Huang, S. Komiya, N.E. Hussey, T. Adachi, Y. Tanabe, Y. Koike, J.E. Sonier, *Phys. Rev. B* 86 (2012) 054522.
- [42] J.E. Sonier, M. Iton, V. Pacradouni, C.V. Kaiser, S.A. Sabok-Sayr, Y. Ando, S. Komiya, W.N. Hardy, D.A. Bonn, R. Liang, and W.A. Atkinson, *Phys. Rev. Lett.* 101 (2008) 117001.
- [43] Z. Lotfi Mahyari, A. Cannell, E.V.L. de Mello, M. Ishikado, H. Eisaki, R. Liang, D.A. Bonn, J.E. Sonier, *Phys. Rev. B* 88 (2013) 144504.
- [44] J.K. Ren, X.B. Zhu, H.F. Yu, Y. Tian, H.F. Yang, C.Z. Gu, N.L. Wang, Y.F. Ren, S.P. Zhao, *Scientific Reports* 2 (2012) 248.
- [45] S. Hufner, M.A. Hossain, A. Damascelli, G.A. Sawatzky, *Rep. Prog. Phys.* 71 (2008) 062501.