

Symmetry breaking and Landau quantization in topological crystalline insulators

Maksym Serbyn and Liang Fu

Department of Physics, Massachusetts Institute of Technology, Cambridge, Massachusetts 02139

(Dated: March 25, 2025)

In the recently discovered topological crystalline insulators SnTe and $\text{Pb}_{1-x}\text{Sn}_x(\text{Te, Se})$, crystal symmetry and electronic topology intertwine to create topological surface states with many interesting features including Lifshitz transition, Van-Hove singularity and fermion mass generation. These surface states are protected by mirror symmetry with respect to the (110) plane. In this work we present a comprehensive study of the effects of different mirror-symmetry-breaking perturbations on the (001) surface band structure. Pristine (001) surface states have four branches of Dirac fermions at low-energy. We show that ferroelectric-type structural distortion generates a mass and gaps out some or all of these Dirac points, while strain shifts Dirac points in the Brillouin zone. An in-plane magnetic field leaves surface state gapless, but introduces asymmetry between Dirac points. Finally, an out-of-plane magnetic field leads to discrete Landau levels. We show that the Landau level spectrum has an unusual pattern of degeneracy and interesting features due to the unique underlying band structure. This suggests that Landau level spectroscopy can detect and distinguish between different mechanisms of symmetry breaking in topological crystalline insulators.

I. INTRODUCTION

The advent of topological insulators demonstrated the possibility for non-trivial band topology protected by time-reversal symmetry.¹⁻³ More recently, it was realized⁴ that there exist topologically distinct classes of band structures that cannot be continuously deformed into each other without breaking certain crystal symmetries. Materials realizing such nontrivial band structures protected by crystal symmetry were termed topological crystalline insulators (TCI). The interplay between electronic topology and crystal symmetry dictates that TCI have gapless surface states on surfaces that preserve the corresponding crystal symmetry.

The IV-VI semiconductor SnTe, as well as related alloys $\text{Pb}_{1-x}\text{Sn}_x\text{Te}$ and $\text{Pb}_{1-x}\text{Sn}_x\text{Se}$, were recently predicted⁵ to belong to the TCI class protected by mirror symmetry⁶ with respect to the (110) plane. This prediction was later verified by the direct observation of topological surface states in the ARPES experiments.⁷⁻⁹ Signatures of surface states have also been observed in transport and scanning tunneling microscopy (STM) measurements.¹⁰⁻¹² Remarkably, a recent STM experiment on (001) surface states in a magnetic field by Okada *et al.*¹¹ has found interesting features in the Landau levels that are not expected for a pristine TCI surface but consistent with a particular type of mirror symmetry breaking due to structural distortion⁵. This demonstrates the rich interplay between topology, crystal symmetry and electronic structure in topological crystalline insulators.

In this paper, we present a comprehensive study of symmetry breaking in TCI surface states. We aim to understand the different ways in which the mirror symmetry breaking can be realized in a TCI and their effects on the surface band structure. Specifically, we consider the following three types of symmetry breaking: ferroelectric structural distortion, uniaxial strain and external magnetic field (or coupling to ferromagnetism).

We study the effects of these perturbations on the

(001) surface states of TCI, which exhibit various interesting features such as Lifshitz transition and Van-Hove singularity^{5,11,13}. For each type of perturbation, we use symmetry analysis to derive the form of its coupling to (001) surface states in $k \cdot p$ theory, and analyze its effect on the surface band structure. Our study of topological surface states under symmetry breaking provides the basic understanding of the band structure which is necessary to consider interaction effects.

We further study Landau level (LL) spectrum of TCI surface states, which is a useful tool for detecting symmetry breakings. We present a detailed calculation of LL spectrum of (001) surface states, and find many interesting features due to the unique band dispersion of TCI surface states. Our study of LL spectrum is greatly needed for interpreting spectroscopic and transport measurements on TCI, and furthermore provides a starting point for studying interaction effects such as valley symmetry breaking and fractional quantum Hall effect.

Our paper is structured as follows. In the next section we start with a brief summary of the four-band $k \cdot p$ model for the (001) surface states of TCI. Section III is devoted to the effect of different mirror-symmetry breaking perturbations on the surface band structure. After this, in Section IV we study the Landau level spectrum. Building upon understanding of the Landau levels without perturbations, we reveal how they are modified by different types of mirror symmetry breakings. We conclude with the summary of the main results in Section V.

II. $k \cdot p$ MODEL OF SURFACE STATES

A. Four-band model

We start by reviewing the four-band $k \cdot p$ model for the (001) surface states of TCI derived in Ref. 13, which captures all essential features of the (001) surface states. This model is directly derived from the bulk

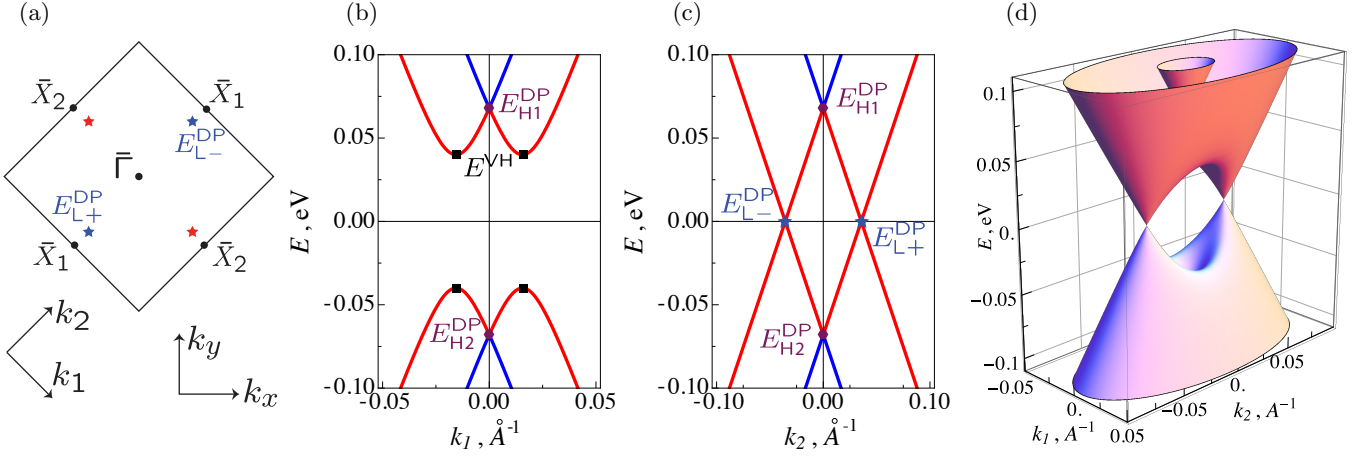


FIG. 1. (a) $\bar{X}_{1,2}$ points within the surface Brillouin zone. $k_{x,y}$ correspond to the standard coordinates, whereas $k_{1,2}$ are the coordinates adopted in the paper. (b-d) Emergent band structure in vicinity of \bar{X}_1 point has two low-energy Dirac cones which merge at higher energies. Parameters used are $v_1 = 3.53 \text{ eV} \cdot \text{\AA}$, $v_2 = 1.91 \text{ eV} \cdot \text{\AA}$, and $m = 0.055 \text{ eV}$, $\delta = 0.04 \text{ eV}$ taken from Ref. 11.

Dirac fermion band structure of TCI, with inverted Dirac mass, in the vicinity of four distinct L points in the three-dimensional Brillouin zone (BZ). For the (001) surface, two out of the four L points, $L_{1,2}$ are projected to the \bar{X}_1 and the remaining two projected to \bar{X}_2 points of the surface BZ, see Fig. 1(a). To derive the (001) surface states, as a first step we consider an interface between SnTe, a representative TCI, and its non-topological cousin PbTe, which is topologically equivalent to the vacuum. The low-energy band structures of both SnTe and PbTe can be modeled by three-dimensional Dirac fermions, with masses of opposite signs. Therefore a *smooth* interface between SnTe and PbTe hosts two-dimensional massless Dirac fermions,^{14,15} known as domain wall fermions. Importantly, among the four L -valleys, both L_1 and L_2 (L_3 and L_4) are projected to the \bar{X}_1 (\bar{X}_2) point on the (001) surface Brillouin zone. This leads to two *degenerate* branches of two-dimensional massless Dirac fermions at \bar{X}_1 (\bar{X}_2), described by the effective Hamiltonian

$$H_{\bar{X}_1}^0(\mathbf{k}) = (v_1 k_1 s_y - v_2 k_2 s_x) \otimes \tau_0, \quad (1)$$

where \mathbf{k} is measured from the \bar{X}_1 (\bar{X}_2) point, see Fig. 1(a). The Pauli matrices $\vec{s} = (s_x, s_y, s_z)$ act in the space of Kramers doublet, and $\vec{\tau} = (\tau_x, \tau_y, \tau_z)$ act in the valley space L_1 and L_2 . τ_0 is the identity matrix, and for simplicity of the notation, tensor product with τ_0 will be omitted in what follows.

The real SnTe (001) surface states are rather different from the above domain wall fermions. Because of the atomically sharp boundary between SnTe and the vacuum, scattering between L_1 and L_2 valleys, and between L_3 and L_4 valleys, is present at the SnTe (001) surface. As first shown in Ref. 13, this inter-valley scattering hybridizes the two degenerate interface Dirac fermions to create the actual (001) surface states of TCI. For the

sake of completeness, we review the derivation of Ref. 13 below.

To capture the inter-valley hybridization, we introduce off-diagonal terms in the valley basis into the $\mathbf{k} \cdot \mathbf{p}$ model, which must respect all the symmetries of the (001) surface. There are three crystal symmetries that leave the \bar{X}_1 point invariant: the two-fold rotation around surface normal, C_2 , as well as two independent mirror symmetries with respect to reflection of x_1 and x_2 axes, $M_1 : x_1 \rightarrow -x_1$ and $M_2 : x_2 \rightarrow -x_2$. Also, the time-reversal symmetry, denoted as Θ , is present. The action of these symmetry operations are represented by corresponding 4×4 operators in the $\mathbf{k} \cdot \mathbf{p}$ model that act on spin/valley space. Specially, mirror reflection M_1 acts on the electron's spin but leaves each valley intact, while the mirror M_2 and the two-fold rotation C_2 interchanges L_1 and L_2 , in addition to acting on the spin. Therefore these symmetries are represented as follows:

$$C_2 : -i\tau_x s_z, \quad (2a)$$

$$M_1 : -is_x, \quad (2b)$$

$$M_2 : -i\tau_x s_y, \quad (2c)$$

$$\Theta : is_y K, \quad (2d)$$

where K is the complex conjugation.

There exist only two additional lowest-order terms which are invariant under all symmetries listed in Eq. (2). These are τ_x and $\tau_y s_x$ (see Table I): they arise from valley hybridization that occurs at the atomically sharp surface. Adding these terms to the Hamiltonian (1), we obtain the effective Hamiltonian for the TCI (001) surface states:¹³

$$H_{\bar{X}_1}(\mathbf{k}) = v_1 k_1 s_y - v_2 k_2 s_x + m\tau_x + \delta s_x \tau_y. \quad (3)$$

With four parameters, Eq. (3) is our starting point in studying the effect of symmetry breaking perturbations

on TCI (001) surface states. Additional corrections^{16,17} to $H_{\bar{X}_1}(\mathbf{k})$, which are proportional to \mathbf{k} are unimportant,¹³ and will not be considered below.

The dispersion of the four-band Hamiltonian (3) can be visualized starting from two degenerate Dirac cones described by Eq. (1). The Dirac points of these cones initially are located precisely at the \bar{X}_1 point in the momentum space and at zero energy. The first intervalley term $m\tau_x$ shifts the energy of two Dirac cones from zero to positive and negative energies $E_{H1}^{\text{DP}} = +m$ and $E_{H2}^{\text{DP}} = -m$. The upper (lower) Dirac point is mainly derived from the Te (Sn) p -orbitals.¹⁸ The two-components of each Dirac point form a Kramers doublet at X_1 . These upper and lower Dirac cones are hereafter referred to as “high-energy” Dirac cones.

For $\delta = 0$, the lower Dirac cone associated with E_{H1}^{DP} overlaps with the upper Dirac cone associated with E_{H2}^{DP} on a ring in \mathbf{k} -space at zero energy. A nonzero second intervalley term $\delta s_x \tau_y$ in (3) lifts this degeneracy everywhere except for two points on the axis $k_1 = 0$, where two bands with opposite mirror eigenvalues $\pm i$ (associated with the reflection M_1) cross each other. This anisotropic band hybridization generates a pair of Dirac points at energy $E = 0$, which are located on opposite sides of \bar{X}_1 at momenta

$$\mathbf{\Lambda}_{\pm} = (0, \pm\sqrt{m^2 + \delta^2}/v_2) \quad (4)$$

measured from the X_1 point, see Fig. 1 (c-d). These two Dirac points are descendants of the high-energy Dirac points and will be referred to as “low-energy”.

In addition to generating the low-energy Dirac cone, the δ term further pushes the high-energy Dirac points apart from each other by level repulsion. The renormalized Dirac point energies are given by

$$E_{H1(H2)}^{\text{DP}} = \pm\sqrt{m^2 + \delta^2}. \quad (5)$$

Last but not the least, the above anisotropic band hybridization described by the δ term generates a pair of saddle points in the band dispersion near X_1 ^{5,13}, which are located at an intermediate energy E^S on the line ΓX_1 with momenta \mathbf{S}_{\pm} [see Fig. 1 (b)]:

$$E^{\text{VH}} = \delta, \quad \mathbf{S}_{\pm} = (\pm m/v_1, 0). \quad (6)$$

At E^{VH} , the density of states diverges, leading to a Van-Hove singularity (VHS). Another pair of saddle points exist at the negative energy $-E^{\text{VH}}$. These saddle points are associated with a change of Fermi surface topology as a function of Fermi energy, i.e., Lifshitz transition. For energies below Van-Hove singularity, $|E| < E^{\text{VH}}$, the Fermi surface consists of two disconnected pockets of the two low-energy Dirac cones. Above E^{VH} , these two pockets merge into two concentric ellipses with opposite types of carriers, which are centered at X_1 and associated with the high-energy Dirac cones.

B. Two-band model

In what follows we will be mainly concerned about low-energy properties and their modification upon addition of weak symmetry breaking perturbations. Therefore, it is convenient to linearize the band structure of the four-band model (3) near $\mathbf{\Lambda}_{\pm}$ and obtain a two-band model for the low-energy Dirac fermions. Let us first consider the Dirac cone at $\mathbf{\Lambda}_+$. Introducing a new set of Pauli matrices $\vec{\mu} = (\mu_x, \mu_y, \mu_z)$ for the two degenerate states at $\mathbf{\Lambda}_+$ and projecting (3) onto the corresponding subspace, we obtain the desired two-band Hamiltonian^{5,13}:

$$H_{\Lambda_+}(\mathbf{p}) = v_1' p_1 \mu_y - v_2 p_2 \mu_x, \quad (7)$$

where the momentum \mathbf{p} is measured from $\mathbf{\Lambda}_+$, and $v_1' = \frac{\delta}{\sqrt{m^2 + \delta^2}} v_1$. It should be noted that the two components of this low-energy Dirac point, $\mu_x = \pm 1$, correspond to Te and Sn p -orbitals respectively,¹⁸ which are *not* Kramers doublet. The two-band Hamiltonian for the other Dirac cone at $\mathbf{\Lambda}_-$, $H_{\Lambda_-}(\mathbf{p})$, is simply related to $H_{\Lambda_+}(\mathbf{p})$ by the two-fold rotation C_2 .

So far we have been describing the band structure in vicinity of the \bar{X}_1 point in the BZ. In the absence of symmetry breaking perturbations, the \bar{X}_1 and \bar{X}_2 points are related to each other by a rotation of $\pi/2$, so that the band structure near \bar{X}_1 has a symmetry-related copy near \bar{X}_2 point. As a consequence, we can deduce the effect of the perturbations on the \bar{X}_2 point from that on the \bar{X}_1 point by symmetry considerations. For example, the effect of a magnetic field B_1 , parallel to k_1 axis on the \bar{X}_2 point can be deduced from the effect of magnetic field B_2 , parallel to k_2 axis on the \bar{X}_1 . For this reason, in the rest of this work we will explicitly consider the \bar{X}_1 point only.

III. MIRROR SYMMETRY BREAKING

We now analyze the effects of various symmetry-breaking perturbations. Since mirror symmetry is crucial for defining the electronic topology in the SnTe class of TCI, one might expect that an infinitesimal mirror symmetry breaking is sufficient to open up a gap for TCI surface states. However, we find this is not always the case. Instead, different mirror-symmetry breaking perturbations act differently on the (001) TCI surface states, depending on other symmetry properties. Our findings have significant implications for new classes of topological crystalline insulators that are protected by other crystal symmetries, which we will reveal in Section III B below.

In this work, we consider the following three common types of perturbations to TCI in the SnTe material class.

- (i) Structural distortion. This corresponds to a displacement of Sn and Te atoms along opposite directions, \mathbf{v} and $-\mathbf{v}$, which occurs spontaneously in SnTe at low temperature.¹⁹ This distortion fully

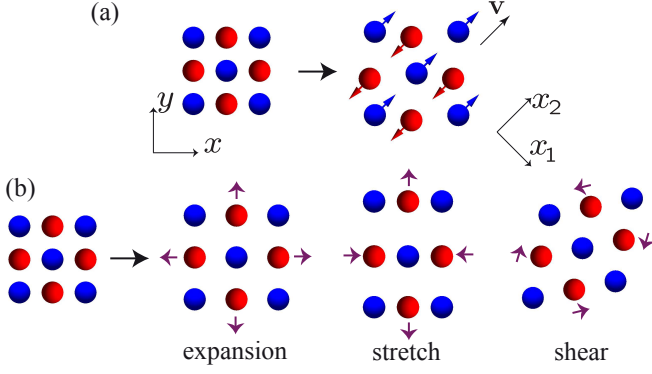


FIG. 2. (a) Cartoon picture of ferroelectric distortion, which displaces two kinds of atoms with respect to each other. The corresponding order parameter, denoted by \mathbf{v} is parallel to $[110]$ direction (x_2 axis), and breaks only M_2 mirror plane. (b) Schematic of decomposition of generic strain into three components corresponding to expansion, uniaxial strain or stretch, and shear, each with different symmetry properties.

breaks the rotation symmetry see Fig. 2(a), and leads to a nonzero ferroelectric polarization. A ferroelectric displacement with $\mathbf{v} = (v_1, 0)$ parallel to the x_1 axis breaks one mirror symmetry M_1 , but is invariant under M_2 ; and vice versa for $\mathbf{v} = (0, v_2)$.

- (ii) Strain. Generic strain can be decomposed into expansion, stretch and shear with different symmetry properties as shown in Fig. 2(b). Stretch deformation has the most interesting effect, since it breaks both mirror symmetries M_1 and M_2 , as well as the rotation C_4 , while preserving C_2 .
- (iii) Zeeman coupling to either external magnetic field or ferromagnetic moment in magnetically doped TCI, e.g., $\text{Sn}_{1-x}\text{Mn}_x\text{Te}$ and $\text{Sn}_{1-x}\text{Eu}_x\text{Te}$. An in-plane Zeeman field fully breaks the rotation symmetry, but is invariant under the combined operation of two-fold rotation and time-reversal, while a perpendicular field preserves the rotation symmetry. Moreover, since magnetic field is a *pseudovector*, it transforms under mirror symmetry in the opposite way to the ferroelectric displacement vector. Specifically, an out-of-plane field B_3 breaks both mirror symmetries, while an in-plane field B_1 parallel to the x_1 axis preserves the mirror symmetry M_1 ($x_1 \rightarrow -x_1$), but breaks the mirror symmetry M_2 ($x_2 \rightarrow -x_2$), and vice versa for B_2 .

Table I summarizes our main results, showing the symmetry properties of these perturbations (columns II–V), their explicit forms in the four-band Hamiltonian (column VI), and their effects on the low-energy Dirac fermions on the TCI (001) surface (last column). Some of these perturbations have been considered^{5,16} using the phenomenological two-band Hamiltonian only. In contrast, our results are derived from the full four-band the-

Perturbation	Θ	M_1	M_2	C_2	Matrices	Effect on $E_{L\pm}^{\text{DP}}$
Symmetry preserving	+	+	+	+	$\tau_x; s_x\tau_y$	shift Λ
Ferroelectric dist. $\mathbf{v} (\bar{1}\bar{1}0)$	+	+	-	-	τ_z	open gap
Ferroelectric dist. $\mathbf{v} (110)$	+	-	+	-	$s_z\tau_y$	—
Uniaxial strain $u_{xx} - u_{yy}$	+	-	-	+	$s_y\tau_y$	shift Λ
Magnetic field $\mathbf{B} (\bar{1}\bar{1}0)$	-	+	-	-	s_x	shift Λ_2^*
					τ_y	shift E^{DP}
					$s_x\tau_x$	shift E^{DP}
Magnetic field $\mathbf{B} (110)$	-	-	+	-	s_y	shift Λ_1^*
					$s_y\tau_x$	shift Λ_1
					$s_z\tau_z$	shift Λ_1^*
Magnetic field $\mathbf{B} (001)$	-	-	-	+	s_z	open gap*
					$s_y\tau_z$	open gap*
					$s_z\tau_x$	—

TABLE I. Effects of different perturbations on TCI (001) surface states, classified by their symmetry properties. The plus (minus) sign indicates that the perturbation is even (odd) under the corresponding symmetry transformation. The form of each perturbation in the four-band model (3) is shown explicitly as a 4×4 matrix in valley (τ) and spin (s) space, or matrices if there is more than one. The effect of the perturbation on low-energy Dirac points is described in the last column: symmetry breaking perturbations can either open gaps at Dirac points, or shift their positions in momentum space (Λ) or change their energies (E^{DP}). Presence (Absence) of the asterisk in the last column indicates that the effect is of the same (opposite) sign for the two Dirac points $E_{L\pm}^{\text{DP}}$.

ory and thus capture the effects of perturbations in the whole energy range of TCI surface states.

Our derivation is based entirely on symmetry analysis. Specifically, based on the symmetry transformations (2), we enumerate all lowest-order terms that transform in the same manner as the perturbation under consideration. For example, the ferroelectric distortion $\mathbf{v} = (v_1, 0)$ must couple uniquely to the operator $s_z\tau_y$, because both are even under time-reversal and M_2 , and odd under M_1 and C_2 . By carrying out similar analysis for all other perturbations, we derive their forms in four-band Hamiltonian, as listed in column VI of Table I. After this, we project these perturbations from the four-band Hamiltonian to the two-band Hamiltonian that describes the low-energy Dirac cone at Λ_+ , and list their effect in the last column of Table I (corresponding terms in the low-energy Hamiltonian are listed below). In what follows we discuss the effect of each perturbation in more details.

A. Ferroelectric distortion

As explained above, symmetry analysis dictates that ferroelectric displacements in the (110) and ($\bar{1}\bar{1}0$) direction, v_1 and v_2 , couple to the surface states near \bar{X}_1 in

the following form:

$$V_F = g_{F1}v_1s_z\tau_y + g_{F2}v_2\tau_z, \quad (8)$$

where g_{Fj} parametrizes the coupling strengths.

The two terms in Eq. (8) have dramatically different effects on the surface states near \bar{X}_1 . v_1 breaks the mirror symmetry M_1 that protects the low-energy Dirac point Λ_{\pm} , and hence opens up a band gap there. This is verified by projecting onto low energy Hilbert space at the Dirac point Λ_+ : we find the two-band Hamiltonian is given by

$$\tilde{V}_F = \Delta_F \mu_z, \quad (9)$$

i.e., the mirror symmetry breaking generates a Dirac mass $\Delta_F \propto v_1$ at Λ_+ , and thus opens up a gap $E_{g,\Lambda_+} = |\Delta_F|$.

It follows from time-reversal symmetry that the above distortion also generates a gap $E_{g,\Lambda_-} = E_{g,\Lambda_+}$ at the other Dirac point Λ_- . However, the sign of the Dirac mass at Λ_- remains to be determined. Throughout this work, we adopt the convention⁵ that Dirac masses at Λ_+ and Λ_- are equal if the two Dirac points are related by the two-fold rotation C_2 . However, the ferroelectric distortion considered here breaks C_2 , so that the resulting Dirac mass at Λ_- is $-\Delta_F$, opposite to the one at Λ_+ .

Unlike the ferroelectric distortion v_1 , the v_2 term in (8) vanishes when projected onto the low-energy Dirac points. This is consistent with the fact that non-zero component v_2 does not break the mirror symmetry M_1 which protects the massless Dirac fermions at Λ_{\pm} .

B. Strain

Generic strain, described by a displacement field \mathbf{u} can be represented as a superposition of uniform expansion, uniaxial strain (or stretch) which conserves volume and a shear deformation. All three of these are schematically depicted in Fig. 2 (b). More formally, in the coordinate system coinciding with a principal crystal axes, the uniform expansion is represented as $\partial_x u_x + \partial_y u_y$, or $u_{xx} + u_{yy}$ in the short hand notations. Such combination is invariant under all symmetries, and thus it can only change the parameters m and δ in the four-band Hamiltonian (3). This causes a shift in the position of the low-energy Dirac points Λ_+ and Λ_- along the mirror-symmetric line $\Gamma\bar{X}_1$ in opposite directions by an equal amount. This Dirac point shift under uniform strain, which we deduce from symmetry analysis here, has been found in recent ab-initio calculations.^{20,21}

The shear deformation $u_{xy} + u_{yx}$ breaks only C_4 rotation symmetry, but respects M_1 , M_2 mirror planes as well as C_2 rotation. Therefore, the shear can change parameters m and δ in a different way in vicinity of \bar{X}_1 and \bar{X}_2 points, but do not induce any new terms.

The most interesting case is the uniaxial strain, written as $u_{xx} - u_{yy}$, which breaks mirror symmetries M_1 and M_2 as well as C_4 , but preserves C_2 and time-reversal

symmetry. Despite this symmetry breaking, we find that the uniaxial strain deformation does not open a gap in the low-energy Dirac cones. The gapless nature of Dirac points is protected by the rotation symmetry C_2 in combination with time-reversal symmetry, denoted by $\Xi \equiv \Theta C_2$. Ξ is an anti-unitary operator satisfying $\Xi^2 = 1$, and thereby imposes a reality condition on the surface state wavefunction at every momentum. This leads to a quantized π Berry phase that protects the gapless Dirac point, while the position of the low-energy Dirac point can be shifted in both k_1 and k_2 directions by the stretch deformation. Furthermore, time-reversal symmetry dictates that the two Dirac points, Λ_+ and Λ_- , shift in opposite directions by an equal amount.

The presence of such Dirac cone located at a completely *generic* momentum signals a new class of topological crystalline insulators protected by two-fold rotation and time-reversal symmetry, instead of mirror symmetry. This interesting subject will be described elsewhere.

C. In-plane magnetic field

We now study the effect of an in-plane magnetic field, with two components B_1 and B_2 . Based on symmetry analysis, we find the following allowed coupling terms in the four-band Hamiltonian:

$$V_{B1} = \mu_1^B B_1 s_x + \eta_1 B_1 \tau_y + \lambda_1 B_1 s_x \tau_x, \quad (10a)$$

$$V_{B2} = \mu_2^B B_2 s_y + \eta_2 B_2 s_y \tau_x + \lambda_2 B_2 s_z \tau_z. \quad (10b)$$

To analyze the effect of an in-plane magnetic field on TCI surface states, we project V_{B1} and V_{B2} onto the low-energy subspace associated with the Dirac cone at Λ_+ . We find that the leading effect of the in-plane field, given by the terms proportional to $\mu_{1,2}^B$ in (10), is to *shift* the position of the Dirac cones in BZ. For $B_1 \neq 0$ and $B_2 = 0$ ($B_1 = 0$ and $B_2 \neq 0$), the Dirac point Λ_+ near \bar{X}_1 shifts along the k_2 (k_1) direction, in agreement with the fact that magnetic field is a pseudo-vector and thus a nonzero B_1 (B_2) preserves the mirror symmetry M_1 (M_2). The Dirac point Λ_- shifts along the opposite direction.

Terms proportional to $\eta_{1,2}$ and $\lambda_{1,2}$ in Eq. (10) arise from inter-valley mixing at the surface and thus are expected to be subleading. Nevertheless, we briefly mention their effect. The last two terms in (10a) shift the energy of the low-energy Dirac points $E_{L\pm}^{\text{DP}}$ away from zero by an amount

$$\Delta E = -\frac{\delta\eta_1 + m\lambda_1}{\sqrt{m^2 + \delta^2}} B_1. \quad (11)$$

On the other hand, the remaining two terms in Eq. (10b) shift the position of the Dirac points within the BZ, Λ_{\pm} .

For $B_1 \neq 0$ and $B_2 \neq 0$, both M_1 and M_2 symmetries are broken. This causes the Dirac points to shift their locations and energies, but does not generate any gap. Similar to the case of uniaxial strain [see Section III B], each gapless Dirac cone is now located at a generic momentum, and it is protected by the *combination* of C_2

and time-reversal symmetry, which remains intact in the presence of an in-plane field. This signals a new class of topological crystalline insulators protected by the symmetry $\Xi = \Theta C_2$.

D. Perpendicular magnetic field

In contrary to the in-plane magnetic field which has only Zeeman-type couplings to the surface states, the perpendicular magnetic field leads to appearance of Landau levels. We postpone the discussion of the Landau levels spectrum until next section, and concentrate on the allowed Zeeman-like couplings and their effect. Such a Zeeman-only effect can also arise from exchange interaction between conduction electrons and localized moments in magnetically doped TCI.

From symmetry analysis we deduce the following form of Zeeman coupling of TCI surface states to a perpendicular magnetic field or magnetic moment:

$$V_{B_3} = \mu_3^B s_z + \eta_3 s_y \tau_z + \lambda_3 s_z \tau_x. \quad (12)$$

Projection of Eq. (12) onto the low-energy Dirac cone Λ_+ generates a Dirac mass

$$V_{B_3} = m_{B_3} \mu_z, \quad (13)$$

where $m_{B_3} = -(\delta/\sqrt{m^2 + \delta^2})\mu_3^B - (m/\sqrt{m^2 + \delta^2})\eta_3$.

In contrary to the mass generated by ferroelectric distortion [Eq. (9)], which has opposite signs for two nearby Dirac cones, in this case the mass is of the same sign for both Dirac points. This difference leads to a remarkable consequence: the TCI (001) surface with Zeeman gap realizes a two-dimensional quantum anomalous Hall (QAH) state with quantized Hall conductance $\sigma_{xy} = 2 \text{sign}(B_3)e^2/h$, as shown in Ref. 5. In a TCI (001) thin film, the top and bottom surfaces add up to form a QAH state with $\sigma_{xy} = \pm 4e^2/h$ (see Ref. 22), provided that the hybridization between the two surfaces are relatively weak.²³

IV. LANDAU LEVEL SPECTRUM

Finally, we turn to the discussion of the orbital effect of the magnetic field perpendicular to the plane, which leads to the formation of Landau levels. First we aim at understanding the LL fan diagrams without mirror symmetry breaking. It has many interesting features that are unique to TCI and can be used to deduce the band structure parameters.¹¹ With the understanding of the unperturbed case, we further discuss how the various symmetry-breaking perturbations (considered in the previous Section) are manifested in the LL spectrum.

A. LL fan diagram without symmetry breaking

First, we invoke the semi-classical picture to get the basic understanding of the LL structure, which is later corroborated with the numerical calculations. Semi-classical approximation requires an integer number of magnetic flux quanta piercing the electron orbit in the real space. Relating the area of the electron orbit in the real space, to its area in the k -space denoted, as S_n , we recover the quantization condition as

$$S_n = \frac{2\pi e}{\hbar}(n + \gamma)B, \quad (14)$$

where γ is zero for Dirac fermions with linear band dispersion. Using $S(E) = \pi E^2/\bar{v}'^2$ near the low energy Dirac point $E_{L\pm}^{DP}$ we recover the LL energy $E_n = \pm\sqrt{2\bar{v}'enB/\hbar}$, where $\bar{v}' = \sqrt{v'_1 v'_2}$ is the geometric mean of the Fermi velocities in two directions [see Fig. 1 and Eq. (7)], and \pm sign corresponds to the sign of n . Thus, the LL fan diagram near low energy Dirac points will consist of four-fold degenerate LL dispersing as \sqrt{nB} . At energies above Van-Hove singularity E^{VH} , the two Dirac cones merge. Thus for $E \gtrsim E^{\text{VH}}$ we have a sudden increase of the area of orbit in the Brillouin zone, $S(E)$, in addition to emergence of another, smaller orbit. This increase in the area $S(E)$ leads to a discontinuity in the LL index n (based on the semiclassical scheme) at the Van-Hove singularity, and it was indeed observed in recent experiment.¹¹ More quantitatively, the degeneracy between two LL levels with index n is lifted and one gets a LL with index $2n + k$ associated with the larger outer Fermi pocket and another LL with index $-k$ ($k \geq 0$) associated with the smaller inner Fermi hole pocket.

Further above Van-Hove singularity, the band structure is again well described by two high-energy Dirac cones, both having the same mean Fermi velocity $\bar{v} = \sqrt{v_1 v_2}$ but displaced in energy. Thus it is qualitatively expected to look like a dense sequence of LLs from the Dirac cone with bigger area, pierced by a sparsely separated LL from the interior Dirac cone.

To reveal additional features beyond the semi-classical approach, we numerically calculate the LL spectrum of the pristine TCI (001) surface states using the four-band Hamiltonian (3). This is achieved by replacing operators $v_2 k_2 \pm i v_1 k_1$ in Eq. (3) by ladder operators, π, π^\dagger acting in the basis of Landau level orbitals with matrix elements:

$$\pi|n\rangle = \frac{\hbar\bar{v}}{\ell_B}\sqrt{2n}|n-1\rangle, \quad (15a)$$

$$\pi^\dagger|n\rangle = \frac{\hbar\bar{v}}{\ell_B}\sqrt{2(n+1)}|n+1\rangle, \quad (15b)$$

where the magnetic length $\ell_B = \sqrt{\hbar/(eB)}$, and $\bar{v} = \sqrt{v_1 v_2}$. In the basis of Landau orbitals and valley/spin degrees of freedom, the Hamiltonian in the presence of a magnetic field becomes a $4\Lambda \times 4\Lambda$ matrix, where we impose a cutoff Λ corresponding to the highest Landau orbital ($\Lambda = 100$ in all plots presented here). The LL spec-

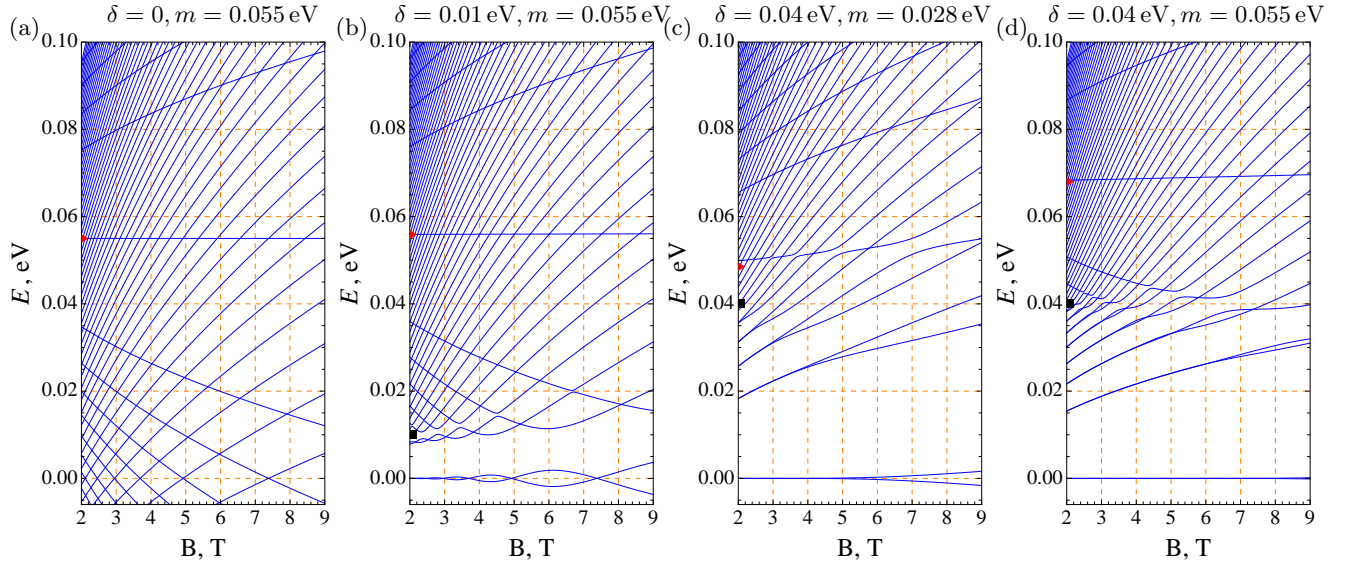


FIG. 3. Evolution of Landau levels fan diagram with variation of parameters m and δ in the effective Hamiltonian. Only LL originating from \bar{X}_1 point are shown, with the vicinity of \bar{X}_2 point contributing the same set of LL. All diagrams are symmetric around zero energy. Black square and red triangle show position of VHS, E^{VH} , and high-energy Dirac cone, $E_{\text{H2}}^{\text{DP}}$, in the band structure. (a) For $\delta = 0$, $m = 0.055$ eV there are two sets of Landau fans originating from two massless Dirac fermions split into lower and higher energy. (b) Small non-zero $\delta = 0.01$ eV in addition to $m = 0.055$ eV strongly changes LLs in vicinity of zero energy reflecting a formation of low-energy Dirac cones. (c) In the opposite limit $m = 0.028$ eV $< \delta = 0.04$ eV VHS strongly affects nearby 0th LL of the upper cone. (d) Fan diagram for values of m and δ used in Fig. 1 displays well-developed LL from both low and high energy Dirac cones with a crossover happening at E^{VH} .

trum is given by the eigenvalues of this matrix. Details of the calculation can be found in, for example, Ref. 24

We plot the LL fan diagram from 2T to 9T in Fig. 3, for several values of band structure parameters m and δ . All cases show two different sets of LLs, associated with emergent low energy Dirac cones, and those from energies above VHS, as expected from the semiclassical analysis. However, many important features of the LL spectrum depends on m and δ .

The LL fan diagram of the Hamiltonian (3) with $\delta = 0$ in Fig. 3(a) displays two sets of LLs varying as \sqrt{B} with magnetic field (Figure 3 shows LL with $E > 0$, as all LL fan diagrams are symmetric around zero energy). This is in full agreement with the band structure for $\delta = 0$, given by the two Dirac cones split in energy by $\pm m$. VHS is absent in this case, and there are only two non-dispersive LL which are 0th LL of corresponding Dirac cones $E_{\text{H1/H2}}^{\text{DP}}$. Non-zero δ leads to appearance of two emergent low-energy Dirac cones, however the energy range where such description is restricted to be below VHS, $|E| < \delta$. Indeed, in Fig. 3(b) for small magnetic fields we see the formation of non-dispersive doubly degenerate 0th LL associated with low-energy Dirac cones. For stronger magnetic fields, when $\Delta k \ell_B \sim 1$, where Δk is the distance between the origin of two low energy Dirac cones, the 0th LL is split and the splitting oscillates with magnetic field, which is a consequence of magnetic breakdown. The 1st LL is also visible in Fig. 3(b), though it is located very close to VHS and thus does not follow \sqrt{B}

dependence well. Also, Δk , defined now as a distance between two Fermi surfaces in the momentum space, becomes smaller as we approach VHS, thus the magnetic breakdown happens for weaker magnetic fields.

The opposite limit of δ larger than m in Fig 3(c) has well-developed 0th LL and three higher LLs of the low energy Dirac cones. These LLs are doubly degenerate when the magnetic field is not strong enough and $1/\ell_B$ is smaller than the distance between different Fermi surfaces. Note, that 0th LLs associated with the $E_{\text{H1/H2}}^{\text{DP}}$ Dirac cone are also affected by the nearby VHS: it is the same magnetic breakdown which leads to a series of avoided crossings between the 0th LL and other LL at the same energy.

Finally, Fig. 3(d) presents LL fan diagram for parameters $m = 0.055$ eV, $\delta = 0.04$ eV. These LL were recently observed in LL STM spectroscopy experiment in Ref. 11 and were used to determine the values of parameters in the effective Hamiltonian. When m is comparable to δ there is a series of well-resolved doubly degenerate LL from low-energy Dirac cones [Eq. (7)]. For energies above VHS these LL cross over into singly-degenerate LL well approximated by $E_{\text{H1/H2}}^{\text{DP}}$ Dirac cones.

The particular degeneracy pattern of LL arising when m and δ are of the same magnitude should be also visible in transport measurements. For this we have to recall that there are two points $\bar{X}_{1,2}$ in the BZ with the similar band structure. Thus, when there is no symmetry breaking, LLs are *four-fold* degenerate at lower energy

and *two-fold* degenerate at higher energies. This should give rise to the sequence of QHE plateaus with

$$\sigma_{xy}^{\text{l-e}} = \frac{4e^2}{h}(n + 1/2) \quad (16)$$

in vicinity of neutrality point [see Fig. 4(a)]. Notable distinction with graphene²⁵ is that here the factor of four arises from the presence of two \bar{X} points and two Dirac cones emergent in vicinity of each \bar{X} point, rather than from valley and spin degeneracy. For higher filling factors (or at higher magnetic fields), when the two-fold degeneracy from two copies of low energy Dirac cones is lifted, the $\Delta\sigma_{xy}$ between adjacent plateaus becomes twice smaller,

$$\Delta\sigma_{xy}^{\text{h-e}} = \frac{2e^2}{h}. \quad (17)$$

B. Consequences of symmetry breaking for LL

Following our discussion of mirror symmetry breaking effect for the band structure, we study its manifestation for the LL spectra and transport measurements.

Orthorhombic distortion which breaks only one of two mirror planes, M_1 for concreteness, gaps out both low energy Dirac cones near \bar{X}_1 point [see Eq. (9)]. The masses have opposite sign for $E_{L\pm}^{\text{DP}}$ points, as dictated by unbroken time-reversal symmetry. On the other hand, the band structure in vicinity of \bar{X}_2 is weakly affected by the breaking of M_1 mirror. Thus, in magnetic field, the four-fold degeneracy of low energy 0th LL will be partially lifted: in vicinity of \bar{X}_1 point, the 0th LL will be split from zero energy to $\pm\Delta$ [see Fig. 5(a)]. The Dirac fermions in vicinity of \bar{X}_2 point will remain massless so that the LL structures shown in Fig. 5(a) and 3(d) will coexist. This results in a peculiar structure of doubly degenerate LL at zero energy surrounded by two singly-degenerate 0th LLs at $\pm\Delta$. The emergent pattern of plateaus in QHE is shown in Fig. 4(b) [solid blue line]: the height of the step in σ_{xy} at the neutrality point is now $\Delta\sigma_{xy} = 2e^2/h$, being two times smaller

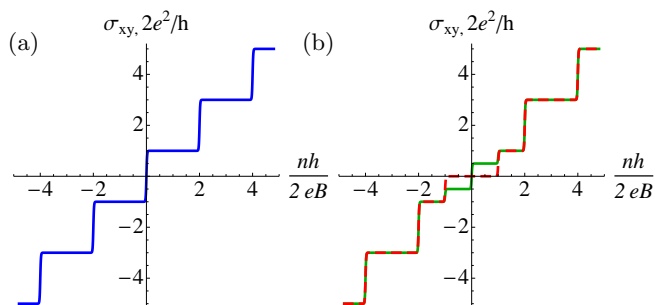


FIG. 4. (a) QHE plateaus from low energy Dirac cones when there is no symmetry breaking. (b) QHE plateaus when there is a M_1 breaking (solid blue line) and both M_1 and M_2 are broken (dashed red line).

than in the unbroken symmetry case. However, there is new plateau with $\Delta\sigma_{xy} = e^2/h$ due to the split LL. Note, that the value of the splitting observed experimentally, $\Delta \approx 10$ meV should allow for resolving this additional plateau at low temperatures.

One cannot exclude the possibility of *orthorhombic distortion* breaking both M_1 and M_2 mirror symmetries, thus gapping out Dirac fermions in vicinity of both $\bar{X}_{1,2}$ points and fully splitting 0th LL. In transport this will manifest itself as appearance of plateau at the neutrality point, see dashed line in Fig. 4(b). Observation of such symmetry breaking opens interesting possibility of realizing domain walls between different regions where the Δ controlling the symmetry breaking strength has different sign. Without magnetic field, two-dimensional Dirac fermions with mass $\Delta_{\bar{X}_1}$ changing sign will have one-dimensional zero-energy modes localized near such domain wall. More specifically, to maintain the time reversal symmetry, a pair of counter-propagating edge states protected by Kramers degeneracy should arise. In magnetic field, the 0th LL split from zero would bend towards zero energy, restoring the four-fold degeneracy in vicinity of the domain wall. Thus, such domain walls may be visible in the spatially resolved LL spectroscopy on STM.

Strain, as was argued in Section III B, modifies the band structure parameters m and δ , and can shift $E_{L\pm}^{\text{DP}}$ points away from $k_1 = 0$ line. These effects leads to the modification of position of VHS, shift of the $E_{H1/H2}^{\text{DP}}$ and change of the onset of magnetic breakdown, which can be detected by the LL spectroscopy.

In-plane magnetic field can shift the position of the low-energy Dirac cones in the BZ, but this is not readily observable. In addition, B_1 component of magnetic field induces asymmetry between $E_{L\pm}^{\text{DP}}$ points located near \bar{X}_1 point. The resulting modification of the LL fan diagram is shown in Fig. 5(b). On the other hand, as we discussed above, the effect of the B_1 on the vicinity of \bar{X}_2 point can be understood from the effect of B_2 near \bar{X}_1 point. The latter is illustrated in Figure 5(c). Therefore, the full LL fan diagram accounting for vicinity of $\bar{X}_{1,2}$ points consists of LLs shown in Fig 5 in panels (c) and (d).

Out-of-plane magnetic field leads to appearance of Landau levels. On the other hand, *magnetic impurities* can induce Zeeman-type effects. Zeeman-type couplings in Eq. (12) gap low-energy Dirac cones with the mass of the same sign. In particular, Fig. 5(d) illustrates of the effect of $\mu_{B_3} B_3 s_z$ on LLs. Note, that account for the contribution from the \bar{X}_2 point leads to a two-fold increase in the degeneracy of all LL in Fig. 5(d).

V. SUMMARY

In summary, we studied the effect of various symmetry breaking perturbations on the surface band structure within an effective model. All perturbations considered by us are potentially realizable: ferroelectric distortion

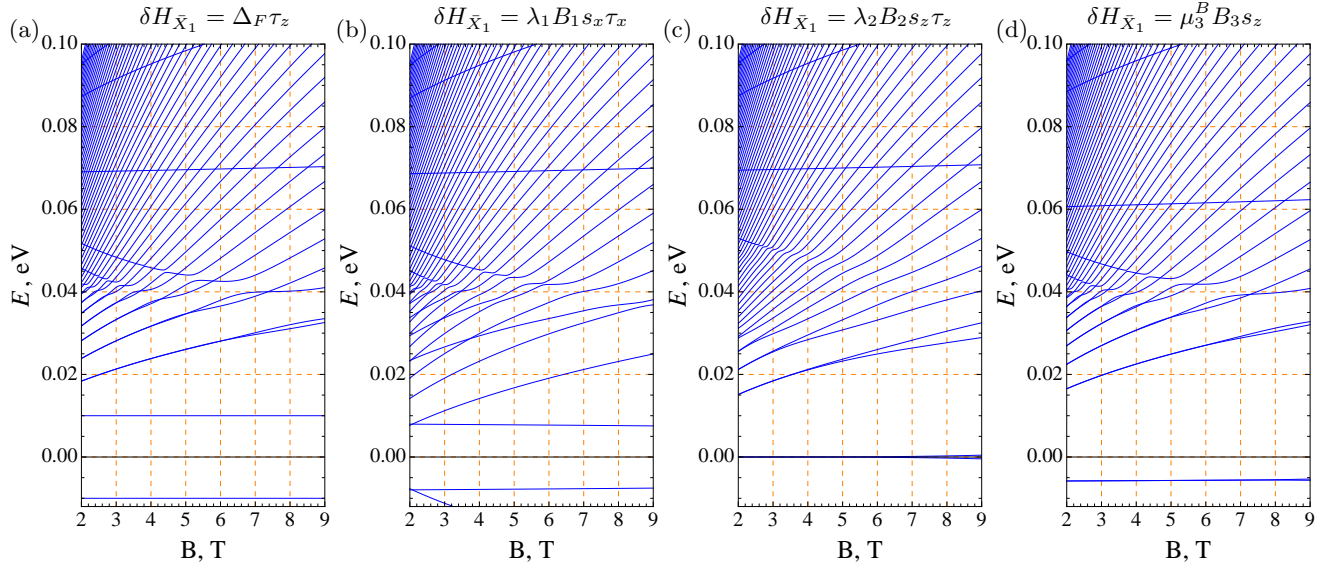


FIG. 5. LL from the band structure in vicinity of \bar{X}_1 when the symmetry breaking perturbation is present. (a) The main effect of the ferroelectric distortion is the splitting of low energy 0th LL. (b) Application of in-plane magnetic field along (100) direction shifts LL fans corresponding to $E_{L\pm}^{\text{DP}}$ up and down in energy also splitting 0th LL and resulting in additional multiple level crossings. (c) Effect of the non-zero component B_2 of in-plane magnetic field. Perturbation mostly affects the onset of LL splitting and vicinity of Van-Hove singularity. (d) Zeeman-like coupling to the B_3 component of magnetic field shifts 0th LL of $E_{L\pm}^{\text{DP}}$ to negative energy, breaking the particle-hole symmetry. The strength of perturbation in all cases chosen as $\Delta_F = \lambda_1 B_1 = \lambda_2 B_2 = \mu_3^B B_3 = 10 \text{ meV}$.

naturally occurs in IV-VI semiconductors. Strain can be applied in a controlled manner with existing experimental techniques. Finally, doping with magnetic impurities and (or) application of magnetic field can realize time-reversal breaking perturbations.

By supplementing the effective $\mathbf{k} \cdot \mathbf{p}$ model¹³ with symmetry breaking terms derived here, we have deduced the effects of symmetry breakings on electronic properties of TCI surface states, and described their experimental signatures. We have found that many types of symmetry breaking perturbations leave distinctive fingerprints in the Landau level spectrum of TCI surface states, some of which have been observed by STM.¹¹ We have predicted

magneto-transport properties of TCI surface states in the presence of symmetry breakings.

ACKNOWLEDGMENTS

We thank V. Madhavan and Y. Okada for related collaborations, and P. A. Lee for discussions. M.S. was supported by P. A. Lee via grant NSF DMR 1104498. L. F. is supported by the DOE Office of Basic Energy Sciences, Division of Materials Sciences and Engineering under award DE-SC0010526, and the STC Center for Integrated Quantum Materials, NSF Grant No. DMR-1231319.

¹ M. Z. Hasan and C. L. Kane, *Rev. Mod. Phys.* **82**, 3045 (2010).

² X.-L. Qi and S.-C. Zhang, *Rev. Mod. Phys.* **83**, 1057 (2011).

³ J. E. Moore, *Nature*, 194 (2010).

⁴ L. Fu, *Phys. Rev. Lett.* **106**, 106802 (2011).

⁵ T. H. Hsieh, H. Lin, J. Liu, W. Duan, A. Bansil, and L. Fu, *Nat. Commun.* 3:982 (2012).

⁶ J. C. Y. Teo, L. Fu, and C. L. Kane, *Phys. Rev. B* **78**, 045426 (2008).

⁷ Y. Tanaka, Z. Ren, T. Sato, K. Nakayama, S. Souma, T. Takahashi, K. Segawa, and Y. Ando, *Nat Phys* **8**, 800 (2012).

⁸ P. Dziawa, B. J. Kowalski, K. Dybko, R. Buczko, A. Szczerbakow, M. Szot, E. Ąusakowska, T. Balasubramanian, B. M. Wojek, M. H. Berntsen, O. Tjernberg, and T. Story, *Nat Mater* **11**, 1023 (2012).

⁹ S.-Y. Xu, C. Liu, N. Alidoust, M. Neupane, D. Qian, I. Belopolski, J. D. Denlinger, Y. J. Wang, H. Lin, L. A. Wray, G. Landolt, B. Slomski, J. H. Dil, A. Marcinkova, E. Morosan, Q. Gibson, R. Sankar, F. C. Chou, R. J. Cava, A. Bansil, and M. Z. Hasan, *Nat Commun* **3**, 1192 (2012).

¹⁰ A. A. Taskin, S. Sasaki, K. Segawa, and Y. Ando, *ArXiv e-prints* (2013), [arXiv:1305.2470 \[cond-mat.mes-hall\]](https://arxiv.org/abs/1305.2470).

¹¹ Y. Okada, M. Serbyn, H. Lin, D. Walkup, W. Zhou, C. Dhital, M. Neupane, S. Xu, Y. J. Wang, R. Sankar, F. Chou, A. Bansil, M. Zahid Hasan, S. D. Wilson,

- L. Fu, and V. Madhavan, *Science*: **341**, 1496-1499 (2013); [arXiv:1305.2823 \[cond-mat.mes-hall\]](#).
- ¹² A. Gyenis, I. K. Drozdov, S. Nadj-Perge, O. B. Jeong, J. Seo, I. Pletikosic, T. Valla, G. D. Gu, and A. Yazdani, ArXiv e-prints (2013), [arXiv:1306.0043 \[cond-mat.mes-hall\]](#).
 - ¹³ J. Liu, W. Duan, and L. Fu, ArXiv e-prints (2013), [arXiv:1304.0430 \[cond-mat.mtrl-sci\]](#).
 - ¹⁴ B. A. Volkov and O. A. Pankratov, *JETP Lett.* **42**, 178181 (1985).
 - ¹⁵ E. Fradkin, E. Dagotto, and D. Boyanovsky, *Phys. Rev. Lett.* **57**, 2967 (1986).
 - ¹⁶ C. Fang, M. J. Gilbert, S.-Y. Xu, B. A. Bernevig, and M. Zahid Hasan, ArXiv e-prints (2012), [arXiv:1212.3285 \[cond-mat.mes-hall\]](#).
 - ¹⁷ Y. J. Wang, W.-F. Tsai, H. Lin, S.-Y. Xu, M. Neupane, M. Z. Hasan, and A. Bansil, *Phys. Rev. B* **87**, 235317 (2013).
 - ¹⁸ S. Safaei, P. Kacman, and R. Buczko, *Phys. Rev. B* **88**, 045305 (2013).
 - ¹⁹ L. J. Brillson, E. Burstein, and L. Muldower, *Phys. Rev. B* **9**, 1547 (1974).
 - ²⁰ P. Barone, D. D. Sante, and S. Picozzi, *Phys. Status Solidi RRL* **7**, 1102 (2013).
 - ²¹ X. F. Qian, L. Fu, and J. Li, In preparation.
 - ²² C. Fang, M. J. Gilbert, and B. A. Bernevig, ArXiv e-prints (2013), [arXiv:1306.0888 \[cond-mat.mes-hall\]](#).
 - ²³ J. Liu, T. H. Hsieh, P. Wei, W. Duan, J. Moodera, and L. Fu, *Nat. Mater.* **13**, 178-183 (2014).
 - ²⁴ M. Serbyn and D. Abanin, *Phys. Rev. B* **87**, 115422 (2013).
 - ²⁵ K. S. Novoselov, E. McCann, S. V. Morozov, V. I. Fal'ko, M. I. Katsnelson, U. Zeitler, D. Jiang, F. Schedin, and A. K. Geim, *Nat Phys* **2**, 177 (2006).