

Revisiting Feynman's ratchet with thermoelectric transport theory

Y. Apertet,^{1,2,*} H. Ouerdane,^{3,4} C. Goupil,³ and Ph. Lecoeur¹

¹*Institut d'Electronique Fondamentale, Université Paris-Sud, CNRS, UMR 8622, F-91405 Orsay, France*

²*Lycée Jacques Prévert, F-27500 Pont-Audemer, France*

³*Laboratoire Interdisciplinaire des Energies de Demain (LIED),*

UMR 8236 Université Paris Diderot, CNRS, 5 Rue Thomas Mann, 75013 Paris, France

⁴*Mediterranean Institute of Fundamental Physics (MIFP),*

Via Appia Nuova 31, 00040 Marino, Rome, Italy

(Dated: March 11, 2019)

We show how the formalism used for thermoelectric transport may be adapted to Smoluchowski's seminal thought experiment also known as Feynman's ratchet and pawl system. Our analysis rests on the notion of *useful flux*, which for a thermoelectric system is the electrical current and for Feynman's ratchet is the effective jump frequency. Our approach yields original insight into the derivation and analysis of the system's properties. In particular we define an *entropy per tooth* in analogy with the entropy per carrier or Seebeck coefficient, and we derive the analogue to Kelvin's second relation for Feynman's ratchet. Owing to the formal similarity between the heat fluxes balance equations for a thermoelectric generator (TEG) and those for Feynman's ratchet, we introduce a distribution parameter γ that quantifies the amount of heat that flows through the cold and hot sides of both heat engines. While it is well established that $\gamma = 1/2$ for a TEG, it is equal to 1 for Feynman's ratchet. This implies that no heat may be rejected in the cold reservoir for the latter case. Further, the analysis of the efficiency at maximum power shows that the so-called Feynman efficiency corresponds to that of an exoreversible engine, with $\gamma = 1$. Then, turning to the nonlinear regime, we generalize the approach based on the convection picture and introduce two different types of resistance to distinguish the dynamical behavior of the considered system from its ability to dissipate energy. We finally put forth the strong similarity between the original Feynman ratchet and a mesoscopic thermoelectric generator with a single conducting channel.

PACS numbers: 05.70.Ln, 88.05.De, 84.60.Rb

I. INTRODUCTION

In his reflections on the motive power of heat, Carnot established that heat-to-work conversion is a process that only occurs with a limited efficiency [1]. More than a century later, Feynman, in his *Lectures on Physics* [2], thought it was worthwhile to provide a physically transparent explanation of this limitation, basing his analysis on elementary mechanical arguments. The simplest mechanical device that could serve this purpose was that which allows a shaft to rotate only one way to transmit motion: the ratchet and pawl system, originally designed by Smoluchowski (amongst other demons in the thermodynamic bestiary [3]) and known nowadays as a Brownian or Feynman ratchet. The system is composed of an axle attached on one side to vanes immersed in a gas at temperature T_1 while the other end is attached to a ratchet wheel with asymmetric teeth immersed in a thermal reservoir at temperature T_2 . The motion of the wheel is constrained by the presence of a pawl which allows its rotation only in one direction. Further, the axle is also provided with a drum on which is attached a load to lift; this latter exerts a torque on the axle.

According to Feynman [2], if the system is sufficiently small, the Brownian motion of the particles in the reservoir 1 communicates a fluctuating motion to the vanes

which in turn provides, through the axle, random rotations of the ratchet wheel. When one of the rotations caused by the fluctuations is sufficiently important to make the pawl jump from one tooth to the next, one observes a breaking of the rotational symmetry: Thermal fluctuations then have a non-vanishing average effect. The axle thus experiences an effective motion of rotation in a given direction (determined by the orientation of the teeth) that might be transferred to the load; thereby, work is produced. As such, Feynman's ratchet may be viewed as one of the possible realizations of Maxwell's demon since its purpose is to extract useful work from the thermal fluctuations in a thermal reservoir. But extracting work from a single thermal reservoir is in contradiction with the second law of thermodynamics: "*No process is possible whose sole result is the complete conversion of heat into work*", according to Kelvin statement [4].

To overcome this contradiction, Feynman focused on the rectification process caused by the pawl, which indeed is also affected by thermal fluctuations since the mechanical system is assumed to be sufficiently small to operate on Brownian motion. The temperature fluctuations in the thermal reservoir 2 affect the spring attached to the pawl, necessary to replace this latter on the ratchet wheel after the jump from one tooth to the next. If these fluctuations become important, the pawl may disengage from the ratchet and allow, and even force, the wheel to turn in the direction opposite to that which permits work production. Feynman thus introduced the *neces-*

* yann.apertet@gmail.com

sity to consider two reservoirs and the exchange of heat between them: work can only be extracted if some heat flows from the hotter to the colder reservoir, satisfying thereby the second law. With his toy model, Feynman obtained much insight into the operation of a heat engine, and could discuss the notions of reversibility and irreversibility, as well as order and entropy.

Since its publication, Feynman's analysis of the ratchet and pawl has inspired numerous works based on more sophisticated model systems (see, e.g., the studies of Sakaguchi [5], van den Broeck [6], and works cited therein). Feynman's ratchet also serves as a reference model for studies of molecular motors [7–10]. Therefore, a finer understanding of this particular heat engine not only is of theoretical interest but may also be useful in the field of biophysics, especially for the determination of the performance of molecular motors. Now, only a handful of studies [11–13] concern the original mechanical device proposed by Feynman. In this article, we revisit the original ratchet and pawl system in light of thermoelectric transport theory. Thermoelectricity has long been recognized as a touchstone for theories of irreversible thermodynamics [14] since it provides sufficiently simple arguments and formalism to rigorously tackle outstanding problems in this field, as shown yet again recently [15]. One purpose of the present work is to show that there is a strong analogy between the properties of Feynman's ratchet and those of a model thermoelectric generator, which can be fruitfully exploited to model autonomous heat engines.

The article is organized as follows. In Sec. II, we recall the principal features of Feynman's ratchet by giving the constitutive relations of the model. Then, focusing first on the linear approximation of these relations as done by Velasco and coworkers in Ref. [16], we demonstrate in Sec. III how the formalism used in thermoelectricity may be adapted to analyze Feynman's ratchet. In particular we introduce the notion of *entropy per tooth* in analogy with the *entropy per carrier* and we discuss the validity of the strong-coupling assumption already questioned in Ref. [13]. Next, in Sec. IV, we extend our analysis to the original non-linear case considered by Feynman, putting forth the distinction between the dynamical response of the system and its ability to dissipate energy. We end the present work by stressing the similitude between Feynman's ratchet and a mesoscopic thermoelectric generator with a single conducting channel.

II. CONSTITUTIVE RELATIONS

A generic autonomous heat engine in contact with two thermal reservoirs is depicted on Fig. 1. A load, which receives power extracted from the heat flux, embodies the time-independent boundary conditions that drive the operation of the autonomous engine maintained in a nonequilibrium steady-state. Onsager's formalism [17] is very well-suited to analyze such a situation.

Just as in Ref. [2], we consider that the reservoir 1 is

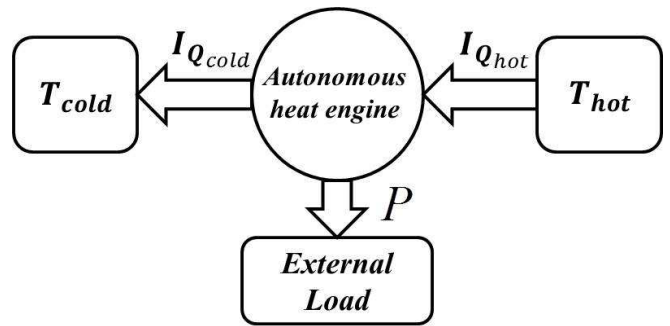


FIG. 1. Thermodynamic picture of an autonomous heat engine.

hotter than the reservoir 2. For clarity, we set: $T_1 = T_{\text{hot}}$ and $T_2 = T_{\text{cold}}$ with $T_{\text{hot}} > T_{\text{cold}}$. To determine the heat fluxes, we express first the *effective jump frequency* \dot{N}_{eff} from one tooth to the next as a function of the various characteristics, internal and external, of the system. The quantity \dot{N}_{eff} represents the difference between the forward jump frequency \dot{N}^+ associated to a lift of the load, and the backward jump frequency \dot{N}^- associated to a fall of the load. A forward jump is obtained when the thermal energy provided to the vanes in the reservoir 1 allows to lift the load but also to compress the spring to let the pawl reach the next tooth. The required energy to compress the spring is denoted ξ ; the potential energy delivered to the load is the product of the torque L exerted by this load on the axle by the angle θ between two successive teeth of the wheel. The probability of a forward jump is then supposed to be proportional to $\exp[-(\xi + L\theta)/(k_B T_{\text{hot}})]$, where k_B is the Boltzmann constant. In the case of a backward jump, only the compression of the spring is involved: The probability of this event is proportional to $\exp[-(\xi)/(k_B T_{\text{cold}})]$. Hence, the jump frequencies are given by:

$$\begin{aligned} \dot{N}^+ &= \frac{1}{t} \exp\left(-\frac{\xi + L\theta}{k_B T_{\text{hot}}}\right) \\ \dot{N}^- &= \frac{1}{t} \exp\left(-\frac{\xi}{k_B T_{\text{cold}}}\right) \end{aligned} \quad (1)$$

so that the effective jump frequency $\dot{N}_{\text{eff}} = \dot{N}^+ - \dot{N}^-$ reads

$$\dot{N}_{\text{eff}} = \frac{1}{t} \left[\exp\left(-\frac{\xi + L\theta}{k_B T_{\text{hot}}}\right) - \exp\left(-\frac{\xi}{k_B T_{\text{cold}}}\right) \right] \quad (2)$$

where t is a characteristic time of the system, which is the same in both expressions (1), since one should recover the situation of thermal equilibrium in the absence of the load ($L\theta = 0$), and with a vanishing average rotation of the axle: $\dot{N}^+ = \dot{N}^-$, when both heat reservoirs are at the same temperatures ($T_{\text{hot}} = T_{\text{cold}}$).

The mean heat fluxes between the device and the thermal reservoirs can be obtained as the product of the effective jump frequency and of the energy extracted (delivered) from (to) the reservoir. The convention used for

the orientations of the heat fluxes is displayed on Fig. 1. Since for each forward jump an energy $\xi + L\theta$ is taken from the hot reservoir while an energy ξ is delivered to the cold reservoir, the heat fluxes are given by:

$$\begin{aligned} I_{Q_{\text{hot}}} &= (L\theta + \xi) \dot{N}_{\text{eff}} \\ I_{Q_{\text{cold}}} &= \xi \dot{N}_{\text{eff}} \end{aligned} \quad (3)$$

Thereby, the power P transferred to the load is:

$$P = I_{Q_{\text{hot}}} - I_{Q_{\text{cold}}} = L\theta \dot{N}_{\text{eff}}. \quad (4)$$

Note that this power may be viewed as the product of a generalized flux \dot{N}_{eff} and a generalized thermodynamic force applied to the load $L\theta$.

III. LINEAR DESCRIPTION

Because of the exponential dependence of the effective jump frequency \dot{N}_{eff} on the external control parameter $L\theta$, it is difficult to obtain a clear physical picture of the phenomena at stake in the operation of Feynman's ratchet. In order to simplify the problem and hence clarify its analysis, we assume in this section that the energies associated to each jump, namely, ξ and $\xi + L\theta$, remain negligible compared to the thermal energies of the reservoirs, $k_B T_{\text{hot}}$ and $k_B T_{\text{cold}}$.

A. Linearization of the jump frequencies

Using this simplifying hypothesis, the number of forward and backward jumps per unit of time are respectively given by:

$$\begin{aligned} \dot{N}^+ &= \frac{1}{t} \left(1 - \frac{\xi + L\theta}{k_B T_{\text{hot}}} \right) \\ \dot{N}^- &= \frac{1}{t} \left(1 - \frac{\xi}{k_B T_{\text{cold}}} \right) \end{aligned} \quad (5)$$

which yield a simplified expression for the effective jump frequency:

$$\dot{N}_{\text{eff}} = \frac{1}{t} \left(\frac{\xi}{k_B T_{\text{cold}}} - \frac{\xi + L\theta}{k_B T_{\text{hot}}} \right) = \frac{L_0\theta - L\theta}{tk_B T_{\text{hot}}}. \quad (6)$$

where, following Velasco and coworkers [16], we introduced the parameter $L_0\theta = \Delta T \xi / T_{\text{cold}}$. We see that $L_0\theta$ is the value of the control parameter, through the choice of the load, for which \dot{N}_{eff} vanishes. In the following, $L_0\theta$ will thus be called the *stopping force*.

B. Analogy with thermoelectricity

The heat fluxes (3) may now be rewritten as:

$$I_{Q_{\text{hot}}} = \left(\frac{\xi}{T_{\text{cold}}} \right) T_{\text{hot}} \dot{N}_{\text{eff}} - tk_B T_{\text{hot}} \dot{N}_{\text{eff}}^2, \quad (7)$$

$$I_{Q_{\text{cold}}} = \left(\frac{\xi}{T_{\text{cold}}} \right) T_{\text{cold}} \dot{N}_{\text{eff}}.$$

With this form, we notice a strong similitude with the heat fluxes between a thermoelectric engine and the thermal reservoirs with which it is in contact. We do not use here the classical expressions of Ioffe [18]; rather we use the generalized expressions derived in Ref. [19]:

$$I_{Q_{\text{hot}}} = \alpha T_{\text{hot}} I + K \Delta T - \gamma R I^2, \quad (8)$$

$$I_{Q_{\text{cold}}} = \alpha T_{\text{cold}} I + K \Delta T + (1 - \gamma) R I^2,$$

with I being the electrical current, α being the Seebeck coefficient, K being the thermal conductance of the engine, R being its electrical resistance and with γ being the coefficient of partition of the dissipated heat between the two thermal reservoirs. The electrical current I for a thermoelectric system and the effective jump frequency \dot{N}_{eff} for Feynman's ratchet play similar roles: both are a “*useful flux*” in the sense that they are associated to work production. Now, identifying Eqs. (7) and (8) term by term, it is thus possible to find a thermoelectric equivalent to each parameter of the Feynman ratchet.

1. Entropy per tooth

Various mechanisms such as radiation, conduction and convection contribute to heat transfer. In thermoelectricity, convection may be associated with the net *useful* flux of electric charges since this mechanism underlies the thermoelectric conversion process [20, 21]: The power delivered by a thermoelectric generator to a load results from the difference between the incoming and outgoing convective heat fluxes across the generator. Now, assuming that the heat transported by convection is proportional to the local temperature T , the energy conversion is then only related to the temperature change along the device and one may define a constant quantity α , the Seebeck coefficient, such that the heat flux reads $I_Q = \alpha T I$.

We may adapt the same reasoning to Feynman's ratchet and, with Eq. (7), introduce an *entropy per tooth*, α_{FR} , in analogy with the Seebeck coefficient, sometimes defined as the *entropy per particle*:

$$\alpha_{\text{FR}} = \frac{\xi}{T_{\text{cold}}} \quad (9)$$

This expression depends only on the compression energy ξ of the spring and on T_{cold} . It is important to notice that the load has no influence whatsoever on the value of α_{FR} . The entropy per tooth α_{FR} could also be obtained by reasoning on the stopping force $L_0\theta$. In the thermoelectric case, this stopping force is given by $\alpha\Delta T$. For Feynman's ratchet, we also find:

$$L_0\theta = \alpha_{\text{FR}}\Delta T \quad (10)$$

Now, the fact that both ways yield the same expression of α_{FR} is related to a fundamental property of the system: Eq. (9) is based on the analysis of the quantity of heat associated to each jump, and hence it is tightly related to the analogous of the Peltier coefficient Π_{FR} , while Eq. (10) is obtained from the response of the system to an applied temperature difference. Since α_{FR} is identical for these two aspects of the energy conversion, we may state that:

$$\Pi_{\text{FR}} = \alpha_{\text{FR}}T \quad (11)$$

which means that *Kelvin's second relation also holds for the Feynman's ratchet.*

2. Resistance and dissipation

The comparison of the dissipation terms in Eqs. (7) and (8) shows that the dissipated heat only appears on the hot side of Feynman's ratchet, which implies that the partition parameter γ is 1 for this system. This situation is different from the thermoelectric generator for which $\gamma = 1/2$. Further, for Feynman's ratchet, the dissipation term is proportional to the square of the useful flux \dot{N}_{eff}^2 , just as Joule heating is proportional to I^2 . We may thus express the equivalent *dissipative resistance* for Feynman's ratchet as

$$R_{\text{dis}}^\ell = tk_{\text{B}}T_{\text{hot}}. \quad (12)$$

As for α_{FR} , this resistance does not depend on the load.

In analogy with the thermoelectric generator for which $I = (\alpha\Delta T - \Delta V)/R$, the relation between the useful flux \dot{N}_{eff} and the generalized force $(L_0\theta - L\theta)$ may take the form:

$$\dot{N}_{\text{eff}} = (L_0\theta - L\theta)/R_{\text{dyn}}^\ell \quad (13)$$

where R_{dyn}^ℓ is a *dynamical resistance* characterizing the proportionality between these two quantities. With Eq. (6), we see that

$$R_{\text{dis}}^\ell = R_{\text{dyn}}^\ell \quad (14)$$

which constitutes the simplest formulation of the fluctuation-dissipation theorem. From this simple case, we recover the fact that if a system is linear, the useful flux is proportional to the applied force and that it dissipates power quadratically with the flux as stressed in Ref. [22]. We insist here on the fact that these quadratic terms are fully part of the linear description of the engine and should not be justified by the introduction of *ad-hoc* nonlinear terms as done for example in Ref. [23].

For Feynman's ratchet, dissipation is due the damping mechanism necessary to stop the bouncing of the pawl [2]. From a Maxwell's demon viewpoint, one would say that the pawl needs to "forget" that it was moved. It is thus surprising that the dissipation occurs in the cold reservoir, where the pawl lies, while on the macroscopic scale it appears that all the dissipated heat is released in the hot reservoir ($\gamma = 1$).

3. Thermal conductance

Since in Feynman's description [2] the axle is assumed to be a perfect thermal insulator, no term related to heat conduction, i.e., heat transfer when $\dot{N}_{\text{eff}} = 0$, appears in Eq. (7): The ratchet thus works under the so-called *strong coupling condition* [24]. While Gomez-Marín and Sancho arrive at a similar conclusion in Ref. [25], this result is in contradiction with the article of Parrondo and Español who demonstrate that there *are* heat leaks in this engine [13]. But, since they considered a system in which the ratchet wheel and pawl part is replaced by other vanes, which is not the genuine Feynman ratchet configuration, the behavior of their system is obviously quite different: the presence of a temperature difference between the two reservoirs and the choice of a load condition $L\theta = 0$ (which is equivalent to a short-circuit in thermoelectricity), implies that the effective jump frequency is finite. As a result, a convective heat flux is generated. We believe that this convective flux has been erroneously interpreted as a conductive heat transfer, leading Parrondo and Español to challenge the idea that Feynman's ratchet may operate in the strong coupling regime. As the effective jump frequency vanishes for $L\theta = L_0\theta$ the heat exchange between the reservoir also vanishes. For this particular working condition, in the absence of heat leaks, the Carnot efficiency may be reached as for a thermoelectric generator operating under the strong coupling condition [26]. Note that, just as Feynman did, we neglect here the contribution of heat transfer due to the difference of the pawl trajectories along a single tooth for backward and forward rotation, which indeed may be another source of heat leakage [12].

Though we have just demonstrated from the constitutive relations that there are no heat leaks, the strong coupling condition for Feynman's ratchet still has to be questioned. Indeed there is a discrepancy between the constitutive relations and the global description of the system. As a matter of fact, the system's properties are

such that in reservoir 1 low energy particles do not contribute to the energy exchange; but this is not the case for the high energy particles. According to the mathematical description given by Feynman, only particles with an energy exactly equal to $L\theta + \xi$ can contribute to the energy exchange. Since this theoretical fact has no physical justification, the possibility to actually achieve the strong-coupling condition must be checked rigorously, especially when high energy particles are involved: the thermal conductance under vanishing effective jump frequency might then be no longer negligible.

C. Discussion of the model

Equation (8) gives the heat fluxes at the global scale of the considered thermoelectric generator model; it was derived in Ref. [19], where we made the assumption of local equilibrium to use the force-flux formalism [17] combined with the heat equation to satisfy the principle of conservation of the energy. As Callen provided the correspondence between the kinetic coefficients used by Onsager and the more useful thermoelectric parameters α , R and K [27], Eq. (8) is an Onsager-Callen description of a thermogenerator. Now, our analysis of Feynman's ratchet presented above is based on an analogy with the Onsager-Callen formalism, and we must discuss the relevance in this context of some of the hypotheses that apply in thermoelectricity.

Feynman's ratchet has already been studied with Onsager's formalism by Gomez-Marín and Sancho [25]. Even if their analysis is rather based on Sakaguchi's model of the ratchet [5], it also applies to the original Feynman ratchet. In their article, Gomez-Marín and Sancho express the kinetic coefficients L_{ij} of the system considering that the thermodynamical forces are $X_1 = F/T_{\text{hot}}$ and $X_2 = \Delta T/T_{\text{hot}}$, where F has a role similar to that of $L_0\theta - L\theta$. We see that these expressions do not correspond to local definitions since the temperature of the system is supposed to be always T_{hot} . This example illustrates the fact that, as discussed in Ref. [19], it is impossible to rigorously study an energy-conversion process based on coupled fluxes with a straight Onsager approach. Indeed, within this framework, one must focus on the local scale but not on the system as a whole. However, it is possible to move from the local to the global scale and obtain Eq. (8) as long as the principle of energy conservation is rigorously satisfied.

In the case of Feynman's ratchet we derived constitutive relations similar to those obtained for a thermoelectric systems but there is no such thing as a local equilibrium for this system. Our analysis is based on an analogy between two different systems, and it may seem rather surprising to obtain the results we showed above without the assumption of local equilibrium for Feynman's ratchet, while this assumption is crucial for a thermoelectric generator. We thus conclude that, despite the fact it was first obtained with an Onsager-Callen ap-

proach, Eq. (8) has a much broader scope than that of linear force-flux formalism since the assumption of local equilibrium of the system is superfluous.

As regards the analogue to the second Kelvin relation, Eq. (11), one may wonder what microscopic reversibility, which is an essential assumption in the case of thermoelectricity, means for the Feynman's ratchet. Our view is that the condition of microscopic reversibility might be linked to the necessity for the characteristic times t in Eq. (1), to be identical. The justification for this identity originates in the condition of thermal equilibrium with $\Delta T = 0$ and $L\theta = 0$; we thus consider that the second Kelvin relation in this case stems from the zeroth law of thermodynamics.

The angle θ is an internal parameter of the system, which appears in the definition of the generalized force $L\theta$ associated to the load. This definition simplifies the physical description of the system and has no impact on our derivations. Actually θ plays the same role for Feynman's ratchet as that of the elementary electrical charge e in thermoelectricity: For convenience, and without any consequence, the electrical current $I = -eI_{\text{particle}}$ has been considered instead of the particle current I_{particle} and the potential difference ΔV has been considered instead of the electrochemical potential difference $\Delta\mu = -e\Delta V$.

Finally, we stress that a generalized configuration of the Feynman ratchet, which accounts for dissipative thermal contacts between the engine and the heat reservoirs, must be analyzed with care, as in this case the temperatures T_1 and T_2 are no longer equal to T_{hot} and T_{cold} and depend on the working conditions, so α_{FR} and R_{dis}^ℓ do: The linear behavior is thus lost.

D. Efficiency at maximum power

The efficiency at maximum power for the linear model of the Feynman's ratchet was derived by Velasco and coworkers [16], and they named it the Feynman efficiency:

$$\eta_{\text{Feynman}} = \frac{\eta_C}{2 - \eta_C} \quad (15)$$

where η_C is the Carnot efficiency. This result may easily be recovered using the general expression initially derived in Ref. [28]:

$$\eta_{\text{SS}} = \frac{\eta_C}{2 - \gamma\eta_C} \quad (16)$$

since we have just found that the partition coefficient of the dissipated heat γ is 1 for the Feynman's ratchet, which is the most favorable configuration for maximizing the efficiency at maximum power.

IV. NON-LINEAR MODEL

We turn now to the nonlinear properties of Feynman's ratchet. Though we necessarily move beyond the linear

regime studied above, we adopt essentially the same approach to retain the clarity of our analysis so far, basing our reasoning on analogies with thermoelectricity.

A. Modified relationship between R_{dis} and R_{dyn}

The effective jump frequency, Eq. (2), takes the following form

$$\dot{N}_{\text{eff}} = t^{-1} \exp\left(-\frac{\xi + L\theta}{k_B T_{\text{hot}}}\right) \left[1 - \exp\left(-\frac{L_0\theta - L\theta}{k_B T_{\text{hot}}}\right)\right] \quad (17)$$

using the notations introduced in the previous section. It vanishes for $L\theta = L_0\theta$ as for the linear model; so the quantity $L_0\theta$ is still viewed as the stopping force in the nonlinear model. The heat fluxes are given by:

$$I_{Q_{\text{hot}}} = \alpha_{\text{FR}} T_{\text{hot}} \dot{N}_{\text{eff}} - [L_0\theta - L\theta] \dot{N}_{\text{eff}} \quad (18)$$

$$I_{Q_{\text{cold}}} = \alpha_{\text{FR}} T_{\text{cold}} \dot{N}_{\text{eff}}$$

To keep the same form for the heat flux as in Eq. (7), we give the following general definition of the resistance associated to the dissipation process:

$$R_{\text{dis}} = \frac{L_0\theta - L\theta}{\dot{N}_{\text{eff}}} \quad (19)$$

One may recover R_{dis}^ℓ from this expression assuming a linear regime.

We also give a new definition of the dynamical resistance R_{dyn} , which was interpreted above as the link between the generalized force and the useful flux. In the nonlinear model, we do not consider the global behavior of the system but rather the vicinity of the considered working point: R_{dyn} is the derivative of the generalized force $L_0\theta - L\theta$ with respect to the useful flux \dot{N}_{eff} :

$$R_{\text{dyn}} = -\frac{d(L_0\theta - L\theta)}{d\dot{N}_{\text{eff}}} = -\frac{d(L\theta)}{d\dot{N}_{\text{eff}}} \quad (20)$$

For Feynman's ratchet the two resistances are

$$R_{\text{dyn}} = tk_B T_{\text{hot}} \exp\left(\frac{\xi + L\theta}{k_B T_{\text{hot}}}\right) \quad (21)$$

and

$$R_{\text{dis}} = \frac{L_0\theta - L\theta}{k_B T_{\text{hot}} \left[1 - \exp\left(-\frac{L_0\theta - L\theta}{k_B T_{\text{hot}}}\right)\right]} R_{\text{dyn}}. \quad (22)$$

Contrary to their linear counterparts, both resistances depend on $L\theta$ and hence on the working conditions. Further, they are not equal except in the quasi-static limit,

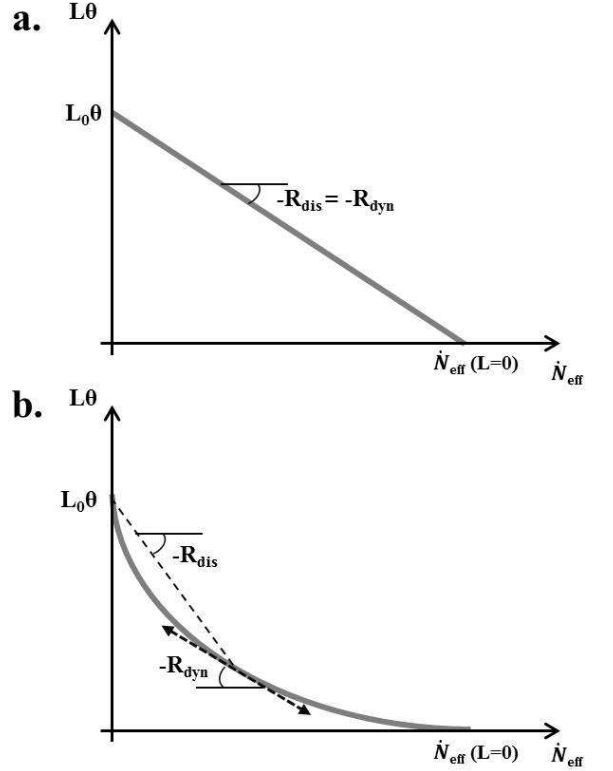


FIG. 2. Behavior of the linear (a) and nonlinear (b) Feynman's ratchet. The working point is selected by setting the value of the torque L defined by the load.

reached for $L\theta = L_0\theta$, where \dot{N}_{eff} vanishes. For this particular engine, we notice that $R_{\text{dis}} \geq R_{\text{dyn}}$. The main differences between the linear and nonlinear models of Feynman's ratchet are summarized on Fig. 2.

B. Analogy with a mesoscopic thermoelectric generator

The analogy with a thermoelectric generator may be carried out further, even in the nonlinear case. To this purpose, we consider a mesoscopic system made of a single ballistic conducting channel connecting two reservoirs at different temperatures such as that described by Humphrey and coworkers in Refs. [30, 31]. If the conducting channel is at an energy sufficiently above the electrochemical potentials, i.e., the Fermi levels, of the reservoirs, then the electron distribution may be approximated by a Boltzmann distribution which is similar to the probability law for a jump from one tooth to the next in Feynman's ratchet. As stressed in the previous section, only particles with a very specific energy may contribute to the conversion process; then it possible to model Feynman's ratchet like a mesoscopic device as illustrated in Fig. 3.a. Comparison with a genuine mesoscopic thermoelectric generator, in Fig. 3.b, shows that the only

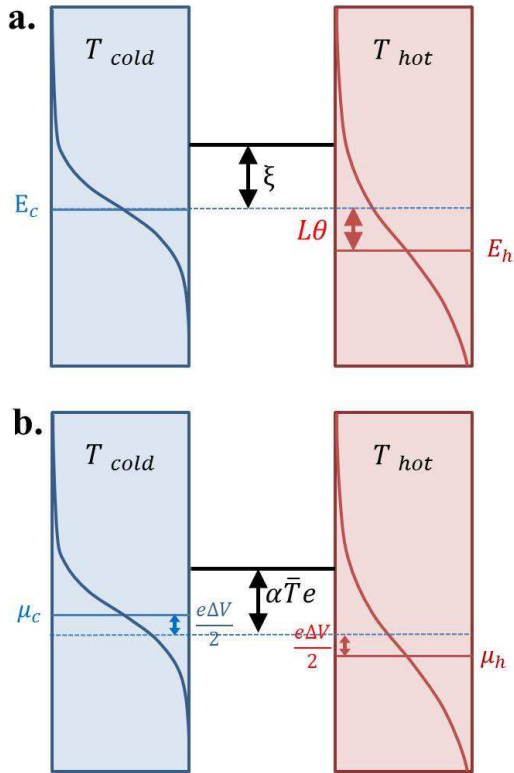


FIG. 3. Comparison of Feynman's ratchet (a) and a thermoelectric generator with a single conducting channel (b) using mesoscopic physics formalism.

difference between these two systems is the choice of the energy reference. In the case of Feynman's ratchet the energy level of the cold reservoir is chosen as a reference, and it is not modified when the load is changed; whereas in the case of the thermoelectric generator the energy reference is set as the mean of the Fermi levels in the cold and the hot reservoirs, μ_{cold} and μ_{hot} : When the load is modified, the potential difference ΔV , and both μ_{cold} and μ_{hot} are modified. This discrepancy between the two models explains the difference for the value of the partition coefficient of the dissipated heat γ , whose value is 1 for Feynman's ratchet, but 1/2 for the thermoelectric generator. In both cases the "conducting channel" is placed above the energy reference at a constant energy value: ξ for Feynman's ratchet and $\alpha \bar{T} e$ for the thermoelectric generator [29], with $\bar{T} = (T_{hot} + T_{cold})/2$.

From this comparison, we may also propose a new interpretation of the characteristic time t . Indeed, $1/t$

appears to play the same role as the transmission coefficient of the channel. It is thus easy to understand why this value is the same for both reservoirs in Eq. (1): it is an intrinsic property of the *link between the reservoirs* rather than a property of each reservoir. We end this section noticing that, as a matter of fact, Feynman is probably the first to use a result that was derived later by Mahan and Sofo [29] and discussed in Refs. [30, 31]: a single ballistic channel, corresponding to a Dirac distribution for the transmission function, is a way to reach the strong-coupling condition, i.e., $ZT \rightarrow \infty$ for a thermoelectric system.

V. CONCLUDING REMARKS

We have shown how to adapt the formalism of Onsager-Callen in thermoelectric transport theory to analyze the linear model of Feynman's ratchet. We defined an *entropy per tooth* in analogy with the entropy per particle. We generalized and extended our analysis beyond the linear model, stressing the necessary distinction between the dynamical resistance R_{dyn} and the dissipation resistance R_{dis} . The present analysis of Feynman's ratchet should prove useful for the modeling of autonomous heat engines. Indeed our work puts forth the need for a transition from Onsager's formalism, for which the assumption of local equilibrium is mandatory, to a more general description where the global behavior of the engine is considered, and thus is closer to Callen's description of the thermoelectric phenomena [27]. The Feynman ratchet example illustrates the facts that this transition is simple and that the assumption of local equilibrium is not required to derive the macroscopic properties (α_{FR} , R_{dis} , R_{dyn} and K). In principle, thermoelectric equivalent parameters may be derived for various systems; this would allow the direct use of the well established results in thermoelectricity, in particular for finite-time optimization [19, 26], rather than elaborate from scratch a thorough investigation for each system. Actually, the thermoelectric analogy has already been implicitly used to describe the coupled transport of heat and particles in the case of cold atoms [32]. This approach may also be useful to interpret recent results concerning ion-exchange membranes [33]. In a forthcoming paper, we will build on the non linear model of Feynman's ratchet to derive a general expression of the efficiency at maximum power of autonomous engine [34].

-
- [1] S. Carnot, *Réflexions sur la Puissance Motrice du Feu, et sur les Machines Propres à Développer cette Puissance* (Bachelier, Paris, 1824).
 - [2] R.P. Feynman, R.B. Leighton, and M. Sands, *The Feynman Lectures on Physics vol. I*, (Reading: Addison-

- Wesley, 1963), Chap. 46.
- [3] M. Smoluchowski, Phys. Zeit. **13**, 1069 (1912).
- [4] S. J. Blundell and K. M. Blundell, *Concepts in Thermal Physics, 2nd edition*, (Oxford University Press Inc., New York, 2010).

- [5] H. Sakaguchi, J. Phys. Soc. Jpn. **67**, 709 (1998).
- [6] C. Van den Broeck, R. Kawai, and P. Meurs, Phys. Rev. Lett. **93**, 090601 (2004).
- [7] R. D. Astumian, Science **276**, 917 (1997).
- [8] P. Reimann, Physics Reports **361**, 57 (2002).
- [9] J. M. R. Parrondo and B. J. de Cisneros, Appl. Phys. A **75**, 179 (2002).
- [10] P. Hanggi and F. Marchesoni, Rev. Mod. Phys. **81**, 387 (2009).
- [11] C. Jarzynski and O. Mazonka, Phys. Rev. E **59**, 6448 (1999).
- [12] M. O. Magnasco and G. Stolovitzky, Journal of Statistical Physics **93**, 615 (1998).
- [13] J. M. R. Parrondo and P. Español, Am. J. Phys. **64**, 1125 (1996).
- [14] S. R. de Groot, *Thermodynamics of irreversible processes* (Intersciences Publishers Inc., New York, 1958).
- [15] Y. Apertet, H. Ouerdane, C. Goupil, and Ph. Lecoeur, Phys. Rev. E **85**, 031116 (2012).
- [16] S. Velasco, J. M. M. Roco, A. Medina and A. Calvo Hernández, J. Phys. D: Appl. Phys. **34**, 1000 (2001).
- [17] L. Onsager, Phys. Rev. **37**, 405 (1931).
- [18] A. F. Ioffe, *Semiconductor thermoelements and thermoelectric cooling* (Infosearch, Ltd., London, 1957).
- [19] Y. Apertet, H. Ouerdane, C. Goupil, and Ph. Lecoeur, Phys. Rev. E **88**, 022137 (2013).
- [20] W. Thomson, “The Bakerian Lecture. On the Electrodynamic Qualities of Metals,” Phil. Trans. R. Soc. Lond. **146**, 649 (1856).
- [21] Y. Apertet, H. Ouerdane, C. Goupil, and Ph. Lecoeur, J. Phys.:Conf. Ser. **395**, 012103 (2012).
- [22] H. B. Callen and T. A. Welton, Phys. Rev. **83**, 34 (1951).
- [23] Y. Izumida and K. Okuda, Europhys. Lett. **97**, 10004 (2012).
- [24] O. Kedem and S. R. Caplan, Trans. Faraday Soc. **61**, 1897 (1965).
- [25] A. Gomez-Marín and J. M. Sancho, Phys. Rev. E **74**, 062102 (2006).
- [26] J. M. Gordon, Am. J. Phys. **59**, 551 (1991).
- [27] H. B. Callen, Phys. Rev. **73**, 1349 (1948).
- [28] T. Schmiedl and U. Seifert, Europhys. Lett. **81**, 20003 (2008).
- [29] G. Mahan and J. Sofo, PNAS **93**, 7436 (1996).
- [30] T. E. Humphrey, R. Newbury, R. P. Taylor, and H. Linke, Phys. Rev. Lett. **89**, 116801 (2002).
- [31] T. E. Humphrey and H. Linke, Phys. Rev. Lett. **94**, 096601 (2005).
- [32] J.P. Brantut, C. Grenier, J. Meineke, D. Stadler, S. Kriener, C. Kollath, T. Esslinger, and A. Georges, Science **342**, 713 (2013).
- [33] P. M. Biesheuvel, D. Brogioli, and H. V. M. Hamelers, arXiv:1402.1448 (2014).
- [34] Y. Apertet, H. Ouerdane, C. Goupil, and Ph. Lecoeur, in preparation.
Y. Apertet, *Réflexions sur l’optimisation thermodynamique des générateurs thermoélectriques*, PhD thesis (in French) (2013).