

SHORTEST BOUNDED CURVATURE PATHS WITH SELF INTERSECTIONS

JOSÉ AYALA

ABSTRACT. Consider two elements in the tangent bundle of the Euclidean plane $(x, X), (y, Y) \in T\mathbb{R}^2$. In this work we address the problem of characterizing the paths of bounded curvature of minimal length, admitting self intersections, starting at x , finishing at y and having tangents at these points X and Y respectively. We introduce the concept of winding number for bounded curvature paths that are not necessarily closed, then we classify the minimal length elements in spaces of bounded curvature paths whose elements satisfy a prescribed winding number and initial and final points $(x, X), (y, Y) \in T\mathbb{R}^2$.

1. PRELIMINARIES

In this work we start the development of a theory for self intersecting paths with bounded curvature. Embedded minimal length paths of bounded curvature, widely known as Dubins paths, have proven to be extraordinarily useful in robotics since a bound on curvature is a turning circle constraint for a moving vehicle along a path. So far, the literature has focused on embedded bounded curvature paths. Self intersecting bounded curvature paths arise naturally in applications, for example, in the design of a system of interconnected tunnels navigated by vehicles. These paths are important as projections of embedded 3-dimensional paths, compare [6]. In this note we extend some of the ideas developed in [3] to characterize the global minimum length elements in spaces of bounded curvature paths in order to achieve a characterization of the bounded curvature paths of minimal length in spaces of prescribed winding number. The strategy is to reduce bounded curvature paths to paths of a simple nature. The *cs* paths correspond to a finite number of concatenations of arcs of unit radius circles of nonzero length and line segments. We consider a normalization process for a general bounded curvature paths paying special attention in not changing the winding number of the paths during the process. Then we develop a method to obtain the desired minimal length elements via paths replacements. The ideas developed in this section are extracted from [3] and [4]. These are collected here for the convenience of the reader.

Let us denote by $T\mathbb{R}^2$ the tangent bundle of \mathbb{R}^2 . The elements in $T\mathbb{R}^2$ correspond to pairs (x, X) sometimes denoted just by x . As usual, the first coordinate corresponds to a point in \mathbb{R}^2 and the second to a tangent vector to \mathbb{R}^2 at x .

Definition 1.1. Given $(x, X), (y, Y) \in T\mathbb{R}^2$, we say that a path $\gamma : [0, s] \rightarrow \mathbb{R}^2$ connecting these points is a *bounded curvature path* if:

- γ is C^1 and piecewise C^2 .

2000 *Mathematics Subject Classification.* Primary 49Q10; Secondary 90C47, 51E99, 68R99.
Key words and phrases. Bounded curvature paths, Dubins paths, path optimization.

- γ is parametrized by arc length (i.e $\|\gamma'(t)\| = 1$ for all $t \in [0, s]$).
- $\gamma(0) = x$, $\gamma'(0) = X$; $\gamma(s) = y$, $\gamma'(s) = Y$.
- $\|\gamma''(t)\| \leq \kappa$, for all $t \in [0, s]$ when defined, $\kappa > 0$ a constant.

Of course, s is the arc-length of γ .

The first condition means that a bounded curvature path has continuous first derivative and piecewise continuous second derivative. For the third condition, without loss of generality, we can extend the domain of γ to $(-\epsilon, s + \epsilon)$ for ϵ arbitrarily small. Sometimes we describe the third item as the endpoint condition. The last condition means that bounded curvature paths have absolute curvature bounded above by a positive constant. We denote the interval $[0, s]$ by I . Also, when more than one path is under consideration, we write $\gamma : [0, s_\gamma] \rightarrow \mathbb{R}^2$ to specify arc-length.

Definition 1.2. Given $x, y \in T\mathbb{R}^2$ and a maximum curvature $\kappa > 0$. The space of bounded curvature paths satisfying the given endpoint condition is denoted by $\Gamma(x, y)$.

It is important to note that the topological and geometrical properties of the space of bounded curvature paths $\Gamma(x, y)$ depends on the chosen elements in $T\mathbb{R}^2$. Properties such as compactness, connectedness, as well as the type of minimal length elements in $\Gamma(x, y)$, are intimately related with the endpoint condition.

Remark 1.3. In Definition 1.1 the curvature is bounded above by a positive constant. This constant can be normalized by choosing suitable scaling via a dilation (contraction) of the plane. Throughout this work we will always consider $\kappa = 1$ in Definition 1.1. Moreover, without loss of generality, consider the origin of our orthogonal global coordinate system as the base point x and let X lie in the space generated by the vector $(\frac{\partial}{\partial x})$ in the tangent space $T_x\mathbb{R}^2$ denoted, from now, \mathbb{R}^2 .

Definition 1.4. Let $C_l(x)$ be the unit circle tangent to x and to the left of X . An analogous interpretation applies for $C_r(x)$, $C_l(y)$ and $C_r(y)$. These circles are called *adjacent circles* and their arcs are called *adjacent arcs*. We denote their centers with lower-case letters, so the center of $C_l(x)$ is denoted by $c_l(x)$.

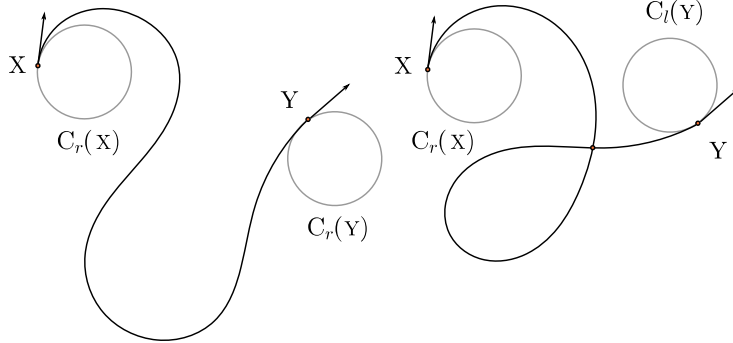


FIGURE 1. Examples of bounded curvature paths and adjacent circles.

Remark 1.5. We employ the following convention: When a path is continuously deformed under parameter p , we reparametrize each of the deformed paths by its arc-length. Thus $\gamma : [0, s_p] \rightarrow \mathbb{R}^2$ describes a deformed path at parameter p , with s_p corresponding to its arc-length.

Definition 1.6. Given $\gamma, \eta \in \Gamma(x, y)$. A *bounded curvature homotopy* between $\gamma : [0, s_0] \rightarrow \mathbb{R}^2$ and $\eta : [0, s_1] \rightarrow \mathbb{R}^2$ corresponds to a continuous one-parameter family of immersed paths $\mathcal{H}_t : [0, 1] \rightarrow \Gamma(x, y)$ such that:

- $\mathcal{H}_t(p) : [0, s_p] \rightarrow \mathbb{R}^2$ for $t \in [0, s_p]$ is an element of $\Gamma(x, y)$ for all $p \in [0, 1]$.
- $\mathcal{H}_t(0) = \gamma(t)$ for $t \in [0, s_0]$ and $\mathcal{H}_t(1) = \eta(t)$ for $t \in [0, s_1]$.

We say that γ and η are bounded-homotopic paths.

For the rest of this section we strongly encourage the reader to refer to [3] and [4] for more detailed explanations and discussions.

1.1. Spaces of Bounded Curvature Paths. For given $x, y \in T\mathbb{R}^2$, the normalized bounded curvature constraint $|\kappa| \leq 1$ makes the four associated adjacent circles as barriers for local deformations of paths in $\Gamma(x, y)$ around x and y . We extract four simple pairs of inequalities. These summarize the possible relations of distance between the adjacent circles. We denote by d the Euclidean metric in \mathbb{R}^2 . It is easy to see that $d(c_l(x), c_r(x)) = 2$ and that $d(c_l(y), c_r(y)) = 2$.

Let an endpoint condition $x, y \in T\mathbb{R}^2$ be given. Taking into account the centers of the associated adjacent circles, four conditions of distance between them can be stated:

- (i) $d(c_l(x), c_l(y)) \geq 4$ and $d(c_r(x), c_r(y)) \geq 4$
- (ii) $d(c_l(x), c_l(y)) < 4$ and $d(c_r(x), c_r(y)) \geq 4$
- (iii) $d(c_l(x), c_l(y)) \geq 4$ and $d(c_r(x), c_r(y)) < 4$
- (iv) $d(c_l(x), c_l(y)) < 4$ and $d(c_r(x), c_r(y)) < 4$

These possible configurations for the centers of the adjacent circles $C_l(x)$, $C_r(x)$, $C_l(y)$, and $C_r(y)$ are illustrated in Figures 2 and 3. Observe that (ii) and (iii) give the same planar configurations via a reflection (see Figure 2 bottom). In addition, (iv) implies that $d(x, y) < 4$.

Remark 1.7. If the given endpoint condition $x, y \in T\mathbb{R}^2$ satisfies proximity condition (iv) we have three possible scenarios (see Figure 3):

- $x, y \in T\mathbb{R}^2$ is the endpoint condition of path consisting of a single arc of a unit circle of length less than π or $x, y \in T\mathbb{R}^2$ is the endpoint condition of a path consisting of a concatenation of two arcs of unit circles each of length less than π .
- The four adjacent circles associated with the endpoint condition enclose a region Ω .
- $x, y \in T\mathbb{R}^2$ is the endpoint condition of a path bounded-homotopic to path of arbitrary length.

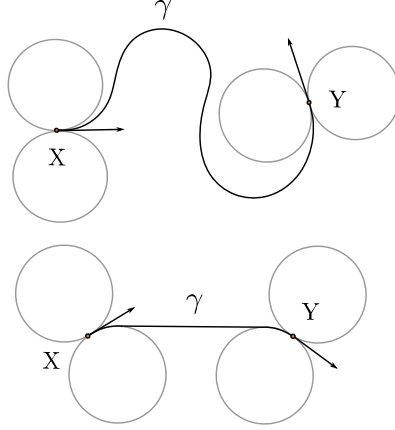


FIGURE 2. Top: An example of configuration given by condition (i). Bottom: An example of configuration given by condition (ii)

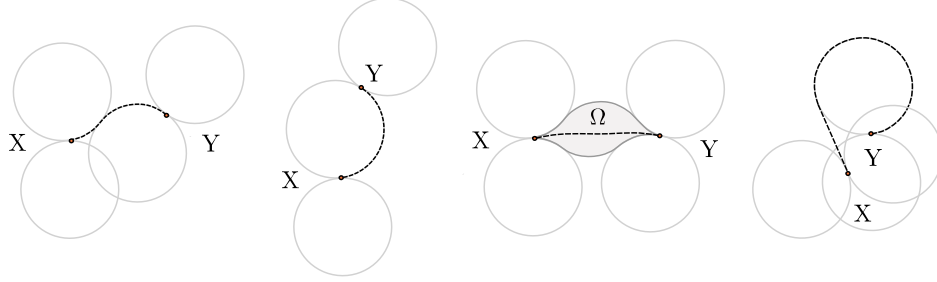


FIGURE 3. The possible scenarios under proximity condition (iv). The dashed trace represents a path in $\Gamma(x, Y)$.

In order to make the figures clearer, sometimes we omit the initial and final tangent vectors.

Definition 1.8. The space $\Gamma(x, Y)$ satisfies proximity condition A if its endpoint condition satisfies (i).

Definition 1.9. The space $\Gamma(x, Y)$ satisfies proximity condition B if its endpoint condition satisfies (ii) or (iii).

Definition 1.10. The space $\Gamma(x, Y)$ satisfies proximity condition C if its endpoint condition satisfies (iv) and $\Gamma(x, Y)$ contains a path that has as a sub path:

- an arc of circle of length greater than or equal to π or
- a line segment of length greater than or equal to 4.

The next definition is of special importance, it captures features that allow the existence of non-trivial homotopy classes of bounded curvature paths in $\Gamma(x, Y)$. For details and related consequences on the existence of non trivial homotopy classes of bounded curvature paths refer to [4].

Definition 1.11. The space $\Gamma(x, y)$ satisfies proximity condition D if its endpoint condition satisfies (iv) and:

- The four adjacent circles associated with the endpoint condition enclose a region Ω or
- $\Gamma(x, y)$ contains a path which is an arc of a unit circle of length less than π or
- $\Gamma(x, y)$ contains a path which is a concatenation of two oppositely oriented arcs of unit circles of length less than π each.

The three items in Definition 1.11 are mutually exclusive. For example, it's easy to see that no endpoint condition simultaneously allow the existence of a path which is an arc of a unit circle of length less than π and a path which is a concatenation of two oppositely oriented arcs of unit circles of length less than π each.

1.2. CS Paths. A particularly interesting type of bounded curvature path is the so called *cs* path. These *cs* paths correspond to multiple concatenations of arcs of a unit circle of nonzero length and line segments. Bounded curvature paths of *cs* type are simple since their curvature is constant almost everywhere; such a fact makes the construction of bounded curvature homotopies easy.

Definition 1.12. A path is in *cs form* if it corresponds to a finite number of concatenations of arcs of unit radius circles of nonzero length and line segments. The number of line segments plus the number of circular arcs is called the *complexity* of the path see Figure. Paths in *cs* form are called *cs* paths.

Note that the definition of *cs* path is such that the points of the path where the curvature is not defined are precisely those between adjacent circular or line segment components.

Example 1.13. An especially interesting type of *cs* path is called a Dubins path and is described by one of the following:

- A concatenation of an arc of unit radius and length less than 2π , followed by a line segment, followed by an arc of unit radius and length less than 2π .
- A concatenation of three arcs of unit radius and length less than 2π , where the length of the middle arc is at least π .

Dubins paths are of great importance since they are the candidates for being minimal length paths in $\Gamma(x, y)$, compare [3] or [7]. We denote an arc of a unit circle by C, and a line segment by S. There may be cases where some of the components C or S are of zero length. Such paths, are called *degenerate* Dubins paths.

Definition 1.14. The layout patterns of connections given by CSC, CCC, are called *path types*. Taking into account the path orientation (R denotes a clockwise traversed arc and L denotes a counterclockwise traversed arc), the path types can be expanded to the six possible words given by LSL, RSR, LSR, RSL, LRL and RLR. Sometimes we call the LSL, RSR *symmetric paths* and the LSR, RSL *skew paths*.

1.3. Normalization of Bounded Curvature Paths. The main goal in [3] was to answer the following question. Given $x, y \in T\mathbb{R}^2$. Characterize the minimal length elements in $\Gamma(x, y)$. To this end we developed a normalization procedure applied

to general bounded curvature paths. The idea is to subdivide a given bounded curvature path into pieces such that a path replacement performed on such pieces only leads CSC paths. This process applied to each piece of the path gives a *cs* path. Then we concluded that the minimal length element in $\Gamma(x, y)$ is a *cs* path of at most complexity three. In this section we invoke results, definitions and techniques introduced in [3].

In the context of the next definition we use the following notation. For a path $\gamma : I \rightarrow \mathbb{R}^2$ we denote its length by $\mathcal{L}(\gamma)$. The length of γ restricted to $[a, b] \subset I$ is denoted by $\mathcal{L}(\gamma, a, b)$.

Definition 1.15. A *fragmentation* of a bounded curvature path $\gamma : I \rightarrow \mathbb{R}^2$ corresponds to a finite sequence $0 = t_0 < t_1 \dots < t_m = s$ of elements in I such that,

$$\mathcal{L}(\gamma, t_{i-1}, t_i) < 1$$

with,

$$\sum_{i=1}^m \mathcal{L}(\gamma, t_{i-1}, t_i) = s$$

We denote by a *fragment*, the restriction of γ to the interval determined by two consecutive elements in the fragmentation.

Remark 1.16. Is immediate from the Definition 1.11 and Definition 1.15 that fragments satisfy proximity condition D.

The following two elementary lemmata give simple criteria for comparing length of curves with respect an arc of circle and a line segment (see Figure 5 in [3] for an intuitive explanation).

Lemma 1.17. For any curve $\gamma : [0, s] \rightarrow \mathbb{R}^2$ with $\gamma(0) = (1, 0)$, $r(t) \geq 1$, and $\theta(s) = \eta$, one has $\mathcal{L}(\gamma) \geq \eta$.

Lemma 1.18. For any C^1 curve $\gamma : [0, s] \rightarrow \mathbb{R}^2$ with $\gamma(0) = (0, 0)$, $\gamma(s) = (x, z)$ and $z \geq 0$, one has $\mathcal{L}(\gamma) \geq z$.

Proposition 1.19. For a fragment in $\Gamma(x, y)$ there exists a CSC path in $\Gamma(x, y)$ having their circular components of length less than π .

Definition 1.20. The path β constructed in Proposition 1.19 is called a *replacement path*.

Lemma 1.21. The length of β is at most the length the associated fragment γ with equality if and only if $\gamma = \beta$ (see Figure 4).

Proposition 1.22. Given $x, y \in T\mathbb{R}^2$. Every bounded curvature path in $\Gamma(x, y)$ can be altered to *cs* form, so that the path length does not increase.

Definition 1.23.

- We denote by \mathcal{C}_1 a component of type CSCSC shown in Figure 5 left and center.
- We denote by \mathcal{C}_2 a component of type CSCCSC shown in Figure 5 right.

Definition 1.24. Let $\gamma \in \Gamma(x, y)$ be a component of type \mathcal{C}_1 (or \mathcal{C}_2). Then γ is called admissible component if $\Gamma(x, y)$ contains a replacement path. A component of type \mathcal{C}_1 (or \mathcal{C}_2) that is not admissible is called non-admissible component (see Figure 5).

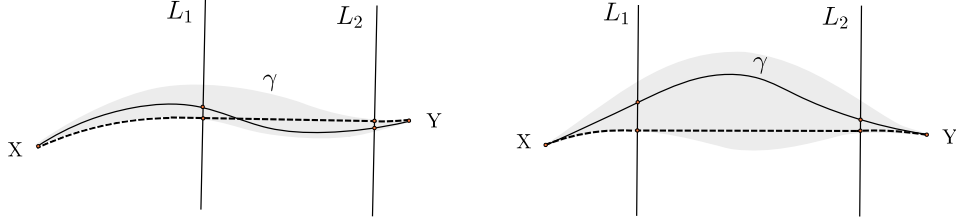


FIGURE 4. The dashed path corresponds to the replacement path β constructed in Lemma 1.21.

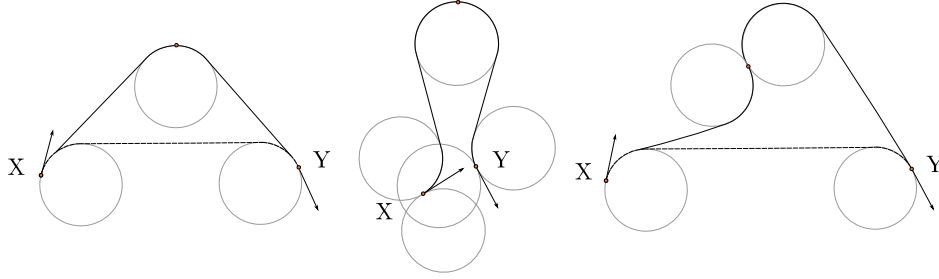


FIGURE 5. Examples of components of type \mathcal{C}_1 and \mathcal{C}_2 . The dashed trace at the left and right figures represent replacement paths. The middle illustration correspond to a non-admissible component of type \mathcal{C}_1 . Note that no replacement path be constructed for such a component.

Proposition 1.25. Given $x, y \in T\mathbb{R}^2$. A *cs* path in $\Gamma(x, y)$ containing an admissible component as a sub path is bounded-homotopic to another *cs* path in $\Gamma(x, y)$ with less complexity being the length of the latter at most the length of the former.

Theorem 1.26. Components of type \mathcal{C}_1 and \mathcal{C}_2 are not paths of minimal length.

Corollary 1.27. Paths of type *scs* and *ccs* (or *scc*) are not of minimal length.

With a geometric approach we proved in [3] the main result in [7].

Theorem 1.28. Choose $x, y \in T\mathbb{R}^2$. The minimal length bounded curvature path in $\Gamma(x, y)$ is either a *ccc* path having its middle component of length greater than π or a *csc* path where some of the circular arcs or line segments can have zero length.

2. THE WINDING NUMBER OF PATHS

It is well known that the winding number is an invariant for C^1 closed curves. In this section we extend such a concept for paths that are not necessarily closed. In other words, we introduce an invariant for paths in $\Gamma(x, y)$ satisfying $x \neq y$.

It is not hard to see that the two bounded curvature paths in Figure 6 cannot be made bounded-homotopic. In order to capture such a situation, via introducing an invariant for paths in $\Gamma(x, y)$, we develop the following machinery.

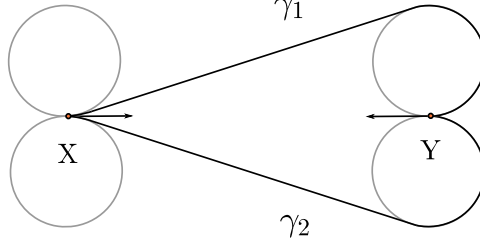


FIGURE 6. The paths γ_1 and γ_2 have different winding numbers.

Consider the exponential map $\exp : \mathbb{R} \rightarrow \mathbb{S}^1$.

Definition 2.1. For a path $\gamma : I \rightarrow \mathbb{R}^2$. The *turning map* τ is defined in the following diagram,

$$\begin{array}{ccc} I & & \\ \tau \downarrow & \searrow w & \\ \mathbb{R} & \xrightarrow{\exp} & \mathbb{S}^1 \end{array}$$

The map $w : I \rightarrow \mathbb{S}^1$ is called the *direction map*, and gives the derivative $\gamma'(t)$ of the path γ at $t \in I$. The turning map $\tau : I \rightarrow \mathbb{R}$ gives the turning angle the derivative vector makes at $t \in I$ with respect to $\exp(0)$ i.e., the turning angle $\gamma'(t)$ makes with respect to the x -axis.

Remark 2.2.

- The turning map is defined to be the lift of the unit tangent vector of the curve γ to the universal cover of \mathbb{S}^1 . Then, $\exp \circ \tau(t) = \gamma'(t)$ for all t .
- Due to our choice of coordinates the turning map is uniquely specified by $\tau(0) = 0$.

The following definition is made to obtain an integer invariant for bounded curvature paths that are not necessarily closed.

Definition 2.3. The *relative winding number* of a bounded curvature path $\gamma : [0, s] \rightarrow \mathbb{R}^2$ is denoted by $\rho(\gamma)$, and is defined by:

$$(2.1) \quad \rho(\gamma) = \frac{\tau(s) - z}{2\pi}$$

where $z \in (-\pi, \pi]$ satisfies $\exp(z) = \gamma'(s)$.

Thus the relative winding number of a bounded curvature path corresponds to the number of turns the derivative vector of a path makes as it travels along the path.

Remark 2.4. A bounded curvature path $\gamma : [0, s_\gamma] \rightarrow \mathbb{R}^2$ such that $x \neq y$ can be made into a closed path (after a reparametrisation) by concatenating it with a path $\lambda : [0, s_\lambda] \rightarrow \mathbb{R}^2$ such that:

- $\lambda(0) = \gamma(s_\gamma)$ and $\lambda'(0) = \gamma'(s_\gamma)$.
- $\lambda(s_\lambda) = \gamma(0)$ and $\lambda'(s_\lambda) = \gamma'(0)$.

- λ is a minimal length bounded curvature path between (y, Y) and (x, X) .
- If λ is not unique then we choose a preferred one and fix it.

The path λ is called the *closure path*.

In analogy with Whitney's work in [11] we introduce the following terminology.

Definition 2.5. For a path $\gamma : I \rightarrow \mathbb{R}^2$, the *winding number* with respect to the prescribed closure path λ is defined by:

$$(2.2) \quad W_\lambda(\gamma) = \frac{\tau(s_\gamma) + \tau(s_\lambda)}{2\pi}$$

Next we prove that the winding number is independent of the closure path.

Lemma 2.6. $W_{\lambda_1}(\gamma) = W_{\lambda_2}(\gamma)$ if and only if $\rho(s_{\lambda_1}) = \rho(s_{\lambda_2})$ if and only if $\tau(s_{\lambda_1}) = \tau(s_{\lambda_2})$.

Proof. Consider a path γ together with λ_1 and λ_2 being two closure paths for γ . The condition $W_{\lambda_1}(\gamma) = W_{\lambda_2}(\gamma)$ is valid if and only if $\tau(s_\gamma) + \tau(s_{\lambda_1}) = \tau(s_\gamma) + \tau(s_{\lambda_2})$ and the latter is valid if and only if $\tau(s_{\lambda_1}) = \tau(s_{\lambda_2})$ if and only if $\rho(s_{\lambda_1}) = \rho(s_{\lambda_2})$. \square

Definition 2.7. A path $\gamma : I \rightarrow \mathbb{R}^2$ has a self intersection if there exists $t_1, t_2 \in I$, with $t_1 \neq t_2$ such that $\gamma(t_1) = \gamma(t_2)$.

Remark 2.8. A theorem of Whitney, see [11], establishes that any curve can be perturbed to have a finite number of transversal self intersections. The number of transversal self intersections of γ can be chosen to be minimal and may be denoted by χ . A natural question arises: Can this perturbation be done with bounded curvature homotopies? In [5] we developed a continuity argument preserving the bounded curvature property for homotopies between general bounded curvature paths. Then we can adapt Whitney's arguments in [11] for bounded curvature paths.

Definition 2.9. Given $x, y \in T\mathbb{R}^2$ together with a prescribed closure path λ . The space of bounded curvature paths satisfying the given endpoint condition and having winding number n is denoted by:

$$\Gamma(n) = \{\gamma \in \Gamma(x, y) \mid W_\lambda(\gamma) = n, \quad n \in \mathbb{Z}\}.$$
¹

Here a closure path is chosen once and for all $n \in \mathbb{Z}$.

Note that the orientation of λ induces an orientation of the elements on $\Gamma(x, y)$. We will consider clockwise orientation as positive and counterclockwise as negative.

Definition 2.10. Denote by $\Gamma(k)$ the space containing the global minimum of length in $\Gamma(x, y)$.

The proof of the following result can be found in [2].

Theorem 2.11. *The minimal length bounded curvature paths lie in $\Gamma(k)$ for $k = -1, 0, 1$.*

¹In [5] we sometimes write $\Gamma(P, n)$ to specify that the given endpoint condition associated with the spaces $\Gamma(n)$ satisfy proximity condition P .

The Graustein-Whitney theorem states that two planar closed curves with the same winding number may be deformed one into another by a regular homotopy (homotopy through immersions). In addition, we cannot deform two closed curves of distinct winding numbers one into another by such a homotopy. As a consequence the winding number is a topological invariant for planar curves under regular homotopies, see [11]. So, if two paths have different winding numbers, they are in different homotopy classes. Therefore we immediately have from the Graustein-Whitney theorem:

Corollary 2.12. For every $x, y \in T\mathbb{R}^2$ we have that $\Gamma(m) \cap \Gamma(n) = \emptyset$ for $m \neq n$.

3. WINDING NUMBER AND NORMALIZATION

Note that bounded curvature paths may have self intersections (see Figure 7). It is important to ensure that the process of normalizing a path (see Proposition 1.22) leaves the winding number invariant i.e., the path γ and its normalization have the same winding number. In order to verify this property we need to prove the following result.

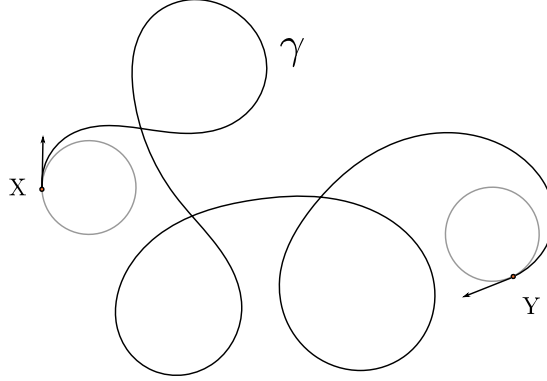


FIGURE 7. An example of a bounded curvature path in $\Gamma(2)$. It is easy to see that the global minimum of length lies in $\Gamma(1)$.

Lemma 3.1. *The relative winding number of a fragment γ and its replacement path β are equal.*

Proof. By the definition of fragment we have that $|\rho(\gamma)| \leq 1$. Since the length of a replacement path is at most the length of the fragment we have that $|\rho(\beta)| \leq 1$. Therefore, the relative winding numbers of γ and β depend exclusively on the angle between the initial and final vectors associated with these paths. Since γ and β satisfy the same endpoint condition the result follows. \square

Theorem 3.2. *The winding number of a bounded curvature path and the winding number of its normalization are equal.*

Proof. Consider a bounded curvature path γ together with a fragmentation. Denote by γ_i the fragment in between $[t_{i-1}, t_i]$ and denote by β_i to the replacement path constructed for the fragment γ_i (here $1 \leq i \leq m$). Consider $i = 1$. By Lemma

3.1 the winding number of γ_1 and β_1 are identical. Continuing with this process for $1 < i \leq m$, we conclude by successively applying Lemma 3.1 that the winding number of γ and its normalization are equal. \square

Therefore, the normalization process applied to bounded curvature paths leaves the winding number invariant. In other words, if $\gamma \in \Gamma(n)$ then its *normalization* also lies in $\Gamma(n)$.

The following result is of importance in the description of a new type of replacement of bounded curvature paths.

Proposition 3.3. There are no closed bounded curvature paths lying in the interior of a unit radius disk.

Proof. Let γ be a closed bounded curvature path lying in the interior of a unit radius disk. By considering $\gamma(0)$ and $\gamma(s)$ as in Corollary 148 in [2] we conclude that γ has a pair of points which are distant at least 2. So, there exists $t_1, t_2 \in I$ such that $d(\gamma(t_1), \gamma(t_2)) \geq 2$, implying that the path cannot be completely contained in the interior of the disk. \square

Theorem 3.4. *The shortest closed bounded curvature path is the boundary of a unit disk.*

Proof. Let γ be a closed bounded curvature path. By Proposition 3.3 there are no closed bounded curvature paths lying in the interior of a unit disk. By the Pestov-Ionin Lemma see [9], *a closed bounded curvature path contains a unit disk in its interior component.* Let's denote by C the boundary of such a disk and consider a coordinate system with origin the center o of C . By applying Lemma 1.17 to γ with respect to o we conclude that the length of any closed bounded curvature path must be at least 2π concluding the proof. \square

Remark 3.5. Let γ be a bounded curvature path with self intersections. Observe that there are four possible ways for γ to intersect itself (transversally) for the first time (see Figure 8).

Definition 3.6. Suppose that γ intersects itself for first time at $\gamma(t_1) = \gamma(t_2)$ for $t_1 < t_2$. The restriction of γ to the interval $[t_1, t_2]$ is a loop. Given $\delta > 0$, the restriction of γ to the interval $[t_1 - \delta, t_2 + \delta]$ is a kink.

Corollary 3.7. The length of a loop is at least 2π .

Proof. Let γ be a loop. By a slightly more general version of Pestov-Ionin Lemma see [1], *a loop contains a unit disk in its interior component.* Let's denote by C the boundary of such a disk and consider a coordinate system with origin the center o of C . By applying Lemma 1.17 to γ with respect to o we conclude that the length of the loop must be at least 2π . \square

Definition 3.8. A component of type \mathcal{C}_3 corresponds to a CSCSC path when the middle circular arc is a loop (see Figure 9 right). A component of type \mathcal{C}_3 is called admissible if it satisfies proximity condition A, B or D. A component of type \mathcal{C}_3 is called non-admissible if it satisfies proximity condition C.

Proposition 3.9. A kink satisfying proximity condition A, B or D can be replaced by a component of type \mathcal{C}_3 of length at most the length of the kink, where both paths have the same winding number.

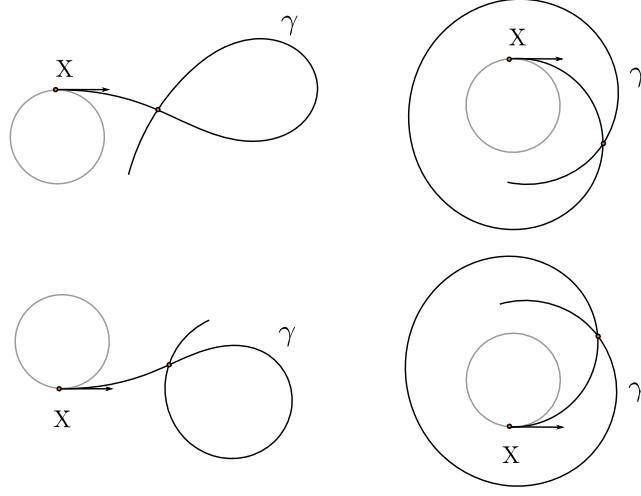
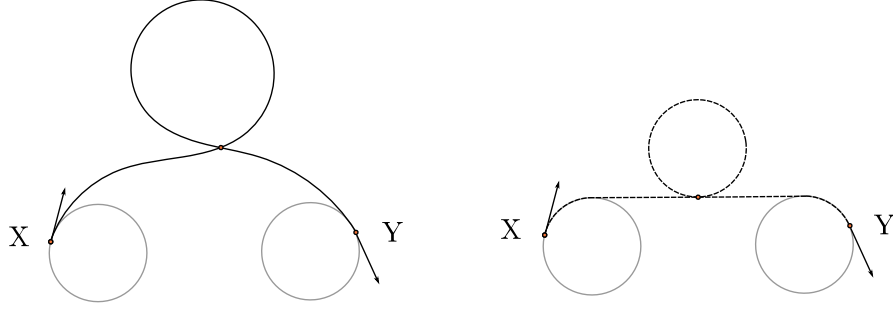


FIGURE 8. The four possible types of first self intersection.

FIGURE 9. Left: A path with a loop. Right: A (degenerate) component of type \mathcal{C}_3 . In the second illustration in Figure 13 (top and bottom) we show a non-degenerate component of type \mathcal{C}_3

Proof. Let γ be a normalization of a bounded curvature path with self intersections. Let $\gamma(t_1) = \gamma(t_2)$ for $t_1 < t_2$ be the first self intersection of γ and suppose that for some $\delta > 0$ the associated kink satisfies proximity condition A, B or D. By applying a similar argument as in Proposition 1.25 in the interval $[t_1 - \delta, t_2 + \delta]$, we have that,

$$\mathcal{L}(\gamma, t_1 - \delta, t_1) + \mathcal{L}(\gamma, t_2, t_2 + \delta) > \mathcal{L}(\beta)$$

where β is the CSC replacement path constructed between $\gamma(t_1 - \delta)$ and $\gamma(t_2 + \delta)$ as in Proposition 1.19. On the other hand, by Corollary 3.7 we have that,

$$\mathcal{L}(\gamma, t_1, t_2) \geq 2\pi$$

Therefore we have that,

$$\mathcal{L}(\gamma, t_1 - \delta, t_2 + \delta) \geq \mathcal{L}(\beta) + 2\pi$$

Here $\mathcal{L}(\beta) + 2\pi$ corresponds to the length of a \mathcal{C}_3 component. The winding number is not altered, by inducing the orientation of γ between t_1 and t_2 on the CSCSC component constructed. Also, recall that the normalization process leaves the winding number invariant. \square

4. SHORTEST BOUNDED CURVATURE PATHS IN $\Gamma(n)$

Proposition 4.1. A non-degenerate component of type \mathcal{C}_3 is not a path of minimal length.

Proof. Consider a non-degenerate component of type \mathcal{C}_3 . Let G be the self intersection in the component and consider the points P and Q as shown in Figure 10. By applying Theorem 1.26 to the non-degenerate component of type \mathcal{C}_3 with respect to the points P and Q (see Figure 10 in [3]) we constructed a shorter length non-degenerate component of type \mathcal{C}_3 , concluding the proof. \square

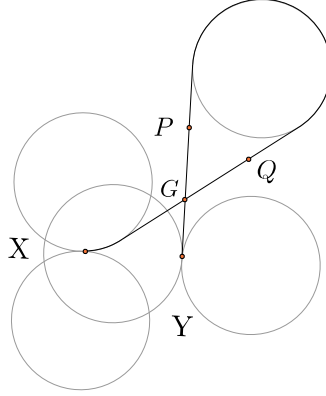


FIGURE 10. A non-degenerate component of type \mathcal{C}_3 .

Definition 4.2. We denote by C^χ a circle traversed $2\chi\pi$ times.

Remark 4.3. Some *cs* paths can be presented in several ways. For example, a $R^\chi SR$ path can also be presented as $RSR^\chi SR$ (see Figure 14). In the next result we present the paths having minimal complexity. In addition, the circle traversed $2\chi\pi$ times is placed at the beginning (if possible).

Theorem 4.4. Given $X, Y \in T\mathbb{R}^2$ and $n \in \mathbb{Z}$. Then the minimal length bounded curvature path in $\Gamma(n)$ for $n \in \mathbb{Z}$ must be of the form:

- CSC or CCC.
- Symmetric $C^\chi SC$ or $C^\chi CSC$.
- Skew $C^\chi SC$ or CSC^χ .
- $C^\chi CC$ or $CC^\chi C$.

Here χ is the minimal number of crossings for paths in $\Gamma(n)$. In addition, some of the circular arcs or line segments may have zero length. In particular, we have Theorem 1.28 in $\Gamma(k)$ (See Figure 11).

Proof. Consider a path $\gamma \in \Gamma(n)$ and a fragmentation for γ . By applying Proposition 1.19 and Lemma 1.21 to each of the fragments we obtain a normalization of γ of length at most the length of γ . By Theorem 3.2, the winding number of γ and the winding number of its normalization are equal. Consider the first self intersection of the normalization of γ . By recursively applying Proposition 3.9 we replace the kinks by components of type \mathcal{C}_3 (see Figure 9 right). Since translations are isometries, we slide the middle circle in the component of type \mathcal{C}_3 along the cs path and place it to be tangent to X (or Y). By continuing with this procedure until all the loops are tangent to X , and after cancelling out oppositely oriented loops, we end up with a component of type C^X concatenated with a cs path without loops. Then by applying Theorem 1.28 to the cs path, we obtain the minimal length path as one of the six paths CSC or CCC (concatenated with the C^X component). Figure 11 illustrates a CSC path concatenated with a degenerate C^X component. Figure 12 illustrates a CCC path concatenated with a non-degenerate C^X component.

There is one case left. After reducing the fragmentation we may end up with a non-admissible component of type \mathcal{C}_3 which by Proposition 4.1 is not a path of minimal length. Depending on the boundary condition we may homotope such a component to a CSC path or to a path of higher complexity (see Figure 13 top and bottom respectively). It is not hard to see that the higher complexity path is not a path of minimal length (compare Proposition 1.26 and Corollary 1.27). Then we homotope the path to a C^XC^C (or CC^XC) see Figure 13. \square

Figures 14, 15, 16 and 17 illustrate some paths of minimal length in $\Gamma(n)$.

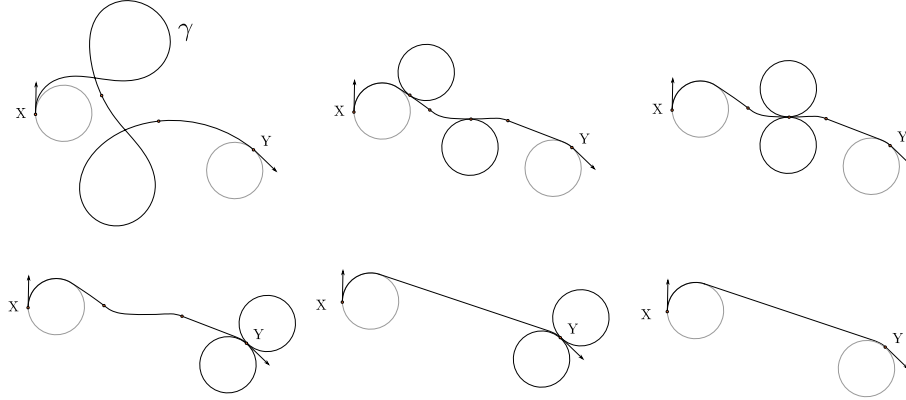


FIGURE 11. An illustration of Theorem 4.4 applied to a path in $\Gamma(1)$ with $k = 1$ to obtain via Theorem 1.28 the minimal length element in its homotopy class corresponding in this case to the global minimum length element in $\Gamma(x, y)$.

REFERENCES

1. H. Ahn, O. Cheon, J. Matousek, A. Vigneron, Reachability by Paths of Bounded Curvature in a Convex Polygon, Computational Geometry: Theory and Applications, v.45, no.1-2, 2012 Jan-Feb, p.21(12).
2. J. Ayala, Classification of the Homotopy Classes and Minimal Length Elements in Spaces of Bounded Curvature Paths, PhD Thesis, University of Melbourne 2014.

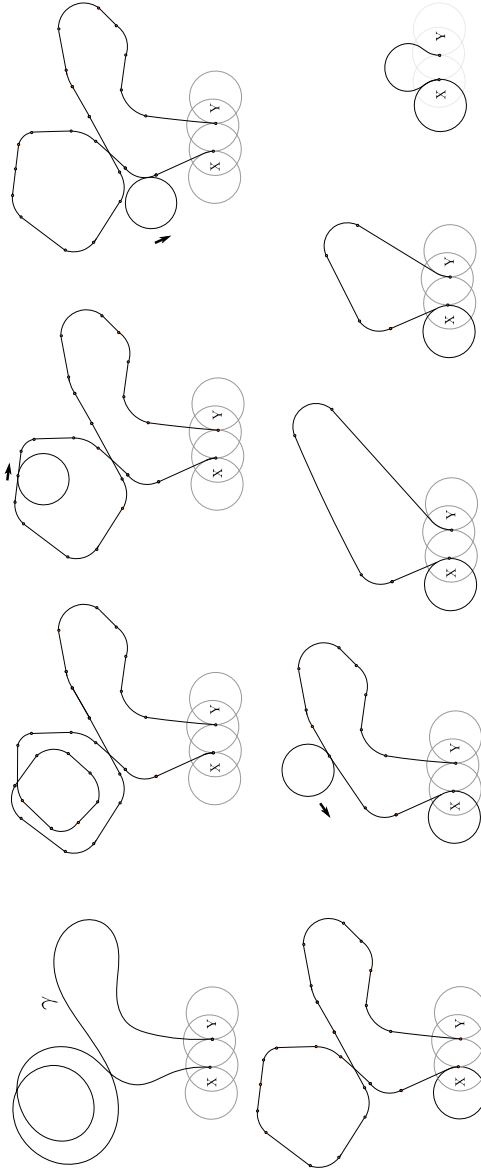


FIGURE 12. An illustration of Theorem 4.4 applied to a path in $\Gamma(-1)$ to obtain the minimal length element in its homotopy class.

3. J. Ayala and J.H. Rubinstein, A Geometric Approach to Shortest Bounded Curvature Paths (2014) arXiv:1403.4899v1 [math.MG].
4. J. Ayala and J.H. Rubinstein, Non-uniqueness of the Homotopy Class of Bounded Curvature Paths (2014) arXiv:1403.4911 [math.MG].
5. J. Ayala and J.H. Rubinstein, The Classification of Homotopy Classes of Bounded Curvature Paths (2014) arXiv:1403.5314v1 [math.MG].

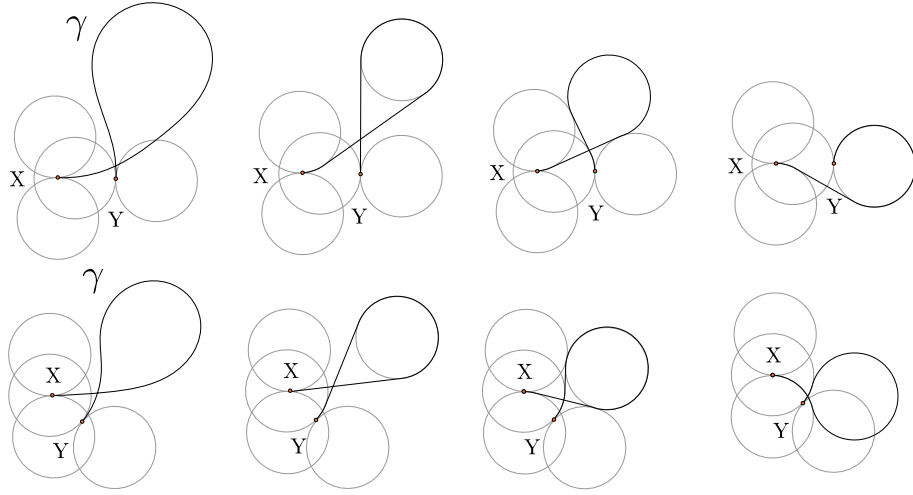


FIGURE 13. Top: The minimal length path in the homotopy class of γ is of type CSC. Bottom: The minimal length path in the homotopy class of γ is of type CCC.

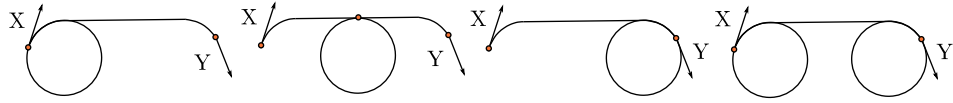


FIGURE 14. Examples of minimal length paths bounded-homotopic to a R^XSR path.

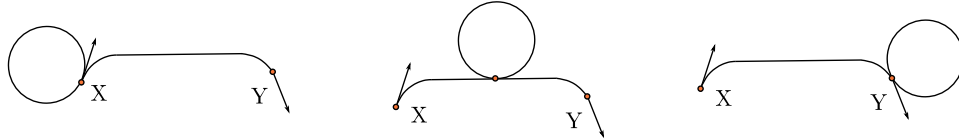


FIGURE 15. Examples of minimal length paths bounded-homotopic to a L^XRSR path.

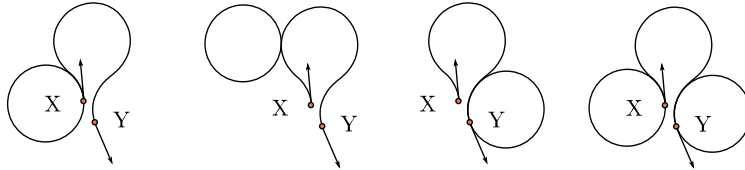


FIGURE 16. Examples of minimal length paths bounded-homotopic to a L^XRL path.

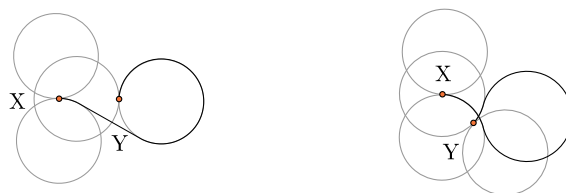


FIGURE 17. Examples of minimal length elements of type RSL and RLR in their respective connected components.

6. M. Brazil, P.A. Grossman, D.A. Thomas, J.H. Rubinstein, D. Lee, N.C. Wormald, Constrained path optimisation for underground mine layout, The 2007 International Conference of Applied and Engineering Mathematics (ICAEM07), London, (2007),856-861
7. L.E. Dubins, On curves of minimal length with constraint on average curvature, and with prescribed initial and terminal positions and tangents, American Journal of Mathematics 79 (1957), 139-155.
8. L.E. Dubins, On plane curve with curvature, Pacific J. Math. Volume 11, Number 2 (1961), 471-481.
9. G. Pestov, V. Ionin, On the largest possible circle imbedded in a given closed curve, Dok. Akad. Nauk SSSR, 127:1170-1172, 1959. In Russian.
10. S. Smale, Regular curves on Riemannian manifolds, Transactions of the American Mathematical Society, Vol. 87, No. 2. (Mar., 1958), pp. 492-512.
11. H. Whitney, On regular closed curves in the plane, Compositio Math. 4 (1937), 276-284.

FIA, UNIVERSIDAD ARTURO PRAT, IQUIQUE, CHILE
 E-mail address: jayalhoff@gmail.com