

Noise driven emergence of cooperative behavior

Bahram Houchmandzadeh

Univ. Grenoble 1/CNRS, LIPhy UMR5588, Grenoble F-38401, France.

Cooperative behaviors are defined as the production of common goods benefitting all members of the community at the producer's cost. They could seem to be in contradiction with natural selection, as non-cooperators have an increased fitness compared to cooperators. Understanding the emergence of cooperation has necessitated the development of concepts and models (inclusive fitness, multilevel selection, ...) attributing deterministic advantages to this behavior. In contrast to these models, we show here that cooperative behaviors can emerge by taking into account the stochastic nature of evolutionary dynamics : when cooperative behaviors increase the carrying capacity of the habitat, they also increase the genetic drift against non-cooperators. Using the Wright-Fisher models of population genetics, we compute exactly this increased genetic drift and its consequences on the fixation probability of both types of individuals. This computation leads to a simple criterion: cooperative behavior dominates when the relative increase in carrying capacity of the habitat caused by cooperators is higher than the selection pressure against them. This is a purely stochastic effect with no deterministic interpretation.

I. INTRODUCTION.

Cooperative behaviors can be defined as the production a common good by an individual that benefits everybody in the community. Such behavior has a cost in terms of fitness, as the producer devotes part of its resources to this task. To early evolutionary biologists, cooperative behaviors seemed to be in contradiction with natural selection[1, 2]: since selection acts on individuals, a non-cooperator has a higher fitness than a cooperator and will always invade the community. Cooperative behaviors however, specially in microbial world, are widespread. A few examples of such behaviors are light production in *Vibrio fischeri*[3], siderophore production in *Pseudomonas aeruginosa*[4, 5], stalk formation by *Dicystelium discoïdum*[6, 7], decreased virulence in many pathogen-host systems[8]. All these cases are examples of a *production of common good* by an individual benefiting every individual in the community. More generally, these behaviors can be seen as particular cases of Niche Construction[9].

Researchers have investigated the deterministic advantages that these kinds of behaviors could confer on individuals. The major schools along this line of investigation are inclusive fitness[10–12] and multilevel selection[13–16] and their associated variants[17], although the relative merits of these concepts are sometimes hotly debated[18, 19]. The aim of this article is not to discuss the relevance of these models, which have been documented in a large number of books and articles. The fact that cooperative behaviors are so widespread, however, behooves us to search for simple mechanisms to explain their emergence. I intend in this article to show that cooperative behaviors, by the simple act of increasing the carrying capacity of the habitat, give an advantage to cooperators. The origin of this advantage is not deterministic, but has to be sought in the stochasticity of evolutionary dynamics.

Evolution is an interplay between deterministic causes broadly called fitness, and random events such as sampling between generations. An advantageous mutant does not spread with certainty but has only a greater probability of invading the community and of being fixed. This probability, called the fixation probability, is the relevant quantity to weight deterministic versus stochastic causes[20].

Consider an asexual population of fixed size N , with two types of individuals A and S , where S types have a constant excess relative fitness s compared to A . the deterministic differential equation describing the variation of the proportion $x = N_A/N$ of the A type is[21]:

$$dx/dt = -sx(1-x) \quad (1)$$

and leads to the disappearance of A individuals ($x \rightarrow 0$).

Going beyond the deterministic approach, one can solve the full stochastic dynamics of such a model and extract the invasion capacity of these two types, *i.e.* the fixation probability π_1^i of one individual of type i introduced into a population consisting entirely of the other type. In the framework of the Wright-Fisher or Moran model of population genetics, for a population of fixed size N , in the small selection pressure limit $Ns \ll 1$:

$$\pi_1^A = \frac{1}{N} - s \quad (2)$$

$$\pi_1^S = \frac{1}{N} + s \quad (3)$$

Therefore, if $s > 0$ then $\pi_1^S > \pi_1^A$ and type S individuals have a higher invasion capacity than type A individuals. In this case, the ratio of invasion capacities has the same information content as the deterministic approach: both lead to the conclusion that $s > 0$ favors the S type. This broad equivalence between these two approaches has led researchers to investigate the existence of *deterministic* advantages that could favor the cooperators (A individuals) against non-cooperators (S individuals) even though

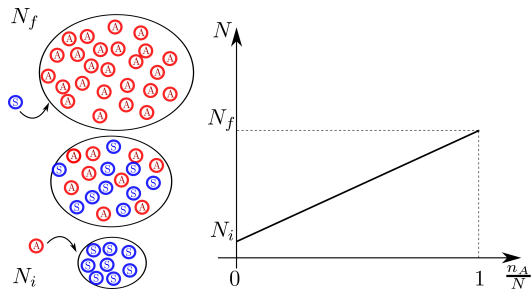


Figure 1: Scheme of a cooperative behavior where the carrying capacity N of the habitat is an increasing function of the proportion x of type A individuals : $N = N(x)$. For a habitat formed of only S type individuals, $N(0) = N_i$. When only A individuals are present, $N(1) = N_f$, where $N_f > N_i$. The invasion capacity of each type is defined as the fixation probability of one i type introduced into a community formed only of type j .

s , the bare fitness of S (or equivalently, the cost of altruism to A) is positive.

Fluctuations and random events can however be more subtle and alter the equivalence between deterministic and stochastic modeling. In particular, we can have $\pi_1^S < \pi_1^A$ even when $s > 0$, without any hidden deterministic advantage. This is the case of a cooperative behavior that increases the carrying capacity of the habitat. Consider a system where the carrying capacity is a function of the proportion of cooperators, varying between N_i when only S type is present and N_f where only A type is present, with $N_i < N_f$ (figure 1). We suppose that S types have a constant excess relative fitness $s > 0$. The deterministic equation (1) does not change and will again lead to the A 's extinction. In contrast to the deterministic computation however, a back of the envelope estimation of the invasion capacity of both types yields:

$$\pi_1^A = \frac{1}{N_i} - s \quad (4)$$

$$\pi_1^S = \frac{1}{N_f} + s \quad (5)$$

We observe that we can have $\pi_1^S < \pi_1^A$ even though $s > 0$, if

$$2s < \frac{1}{N_i} - \frac{1}{N_f}$$

or equivalently, on setting $\bar{N} = \sqrt{N_i N_f}$, if $2\bar{N}s < \Delta N/\bar{N}$: if the selection pressure against cooperators is smaller than the relative variation in the carrying capacity due to cooperators, then the latter type is favored and has a higher invasion capacity. This is a purely stochastic effect with no deterministic counterpart and is due to the fact that cooperators increase the genetic drift of non-cooperators.

We had previously shown the existence of this effect using a two dimensional Markov chain approach of a generalized Moran model[22]. This approach however was

mathematically intricate and only approximate solutions could be obtained at small selection pressure. The effect however can be understood in a much simpler way using a classical Wright-Fisher (WF) model of population genetics, which I develop in the following sections, where very general results can be obtained. The WF model is a well studied generic model of population genetics, shown to be equivalent to many other models of population genetics[23].

The article is organized as follow. In the result section, the first subsection is devoted to recalling the main results of the classical WF model. In the second subsection, a simple system is considered where the carrying capacity is a linear function of the proportion of cooperators. An exact solution for the fixation probabilities is then obtained and it is shown that cooperators can have a higher invasion capacities than non-cooperators, even when the cost of cooperation is always positive. The third subsection generalizes this concept to arbitrary dependence of the carrying capacity on the proportion of cooperators; a very simple and general criterion is then obtained for cooperators to prevail. Finally, the extension to diploid populations is considered in the following subsection. The conclusion section put these results into perspective in respect to other models of the emergence of cooperation.

II. RESULTS.

A. Preliminaries.

I recall the main results of the classical Wright-Fisher model for the sake of clarity of the following sections. In a community of fixed size N , two types of asexual adult individuals A and S of abundance n_A and n_S ($n_A + n_S = N$) produce progeny. This progeny is then sampled to form the next generation of adults. The sampling process is biased toward the S type which has an excess relative fitness s which we suppose to be small ($0 < s \ll 1$).

The transition probability to have k individuals of type A in the next generation G_{i+1} when n_A individuals were present at generation G_i is binomial [21, 24]:

$$P(k|n_A) = \binom{N}{k} u^k (1-u)^{N-k}$$

where

$$u = \frac{x}{x + (1+s)(1-x)} \quad (6)$$

$$= x - sx(1-x) + \mathcal{O}(s^2) \quad (7)$$

In the above expression, $x = n_A/N$ designates the proportion of A in G_i . The bias s toward the selection of one type can be due to the increase in mean number of progeny, the variability in their production[23, 25], or any other similar phenomena.

The exact dynamics of the above stochastic process is not known, but one can resort to the diffusion approximation [21, 26] to compute various quantities of interest. This computation is based on the change in the mean and variance of the proportion of A types in the next generation, which, to the first order in s is:

$$a(x) = \langle y|x \rangle - x = -sx(1-x) \quad (8)$$

$$b(x) = \frac{1}{2} \text{Var}(y|x) = \frac{1}{2N} x(1-x) \quad (9)$$

where y is the proportion of A in the next generation; $\langle y|x \rangle$ designates the expectation of y conditioned on x , the proportion of A in the present generation. The fixation probability $\pi(x)$ of the A type present with proportion x at the first generation can be computed from the backward diffusion approximation of stochastic dynamics[26] :

$$a(x) \frac{d\pi(x)}{dx} + b(x) \frac{d^2\pi(x)}{dx^2} = 0 \quad (10)$$

As $-a(x)/b(x) = 2Ns$, the use of boundary conditions $\pi(0) = 0$, $\pi(1) = 1$ leads to the well known Kimura solution:

$$\pi(x) = \frac{1 - e^{-2Nsx}}{1 - e^{-2Ns}} \quad (11)$$

$$\approx x - Nsx(1-x) \text{ for } Ns \ll 1 \quad (12)$$

The invasion capacity of both types are readily obtained from the above expression

$$\pi_1^A = \pi(1/N) ; \quad \pi_1^S = 1 - \pi(1 - 1/N)$$

and are equal to expressions (2,3) in the small selection pressure limit $Ns \ll 1$. The ratio of invasion capacities reads

$$R_{SA} = \frac{\pi_1^S}{\pi_1^A} = \frac{1 + Ns}{1 - Ns} \approx 1 + 2Ns \quad (13)$$

and $R_{SA} > 1$ if $s > 0$. Note that here we use s as the relative excess advantage of the S type, or equivalently, the *cost* of A type. Hence the change in the sign of s in expression (11) compared to similar expressions used in the literature. The reason behind this choice is that in the following, A will designate the cooperators with a positive cost for cooperation.

B. Variable size population.

Consider now a system in which the carrying capacity is not constant, but is an increasing function of the number of cooperators n_A (figure 1). The stochastic behavior of such a system can be modelled as follow: as in the fixed size habitat before, both A and S types at generation G_i produce progeny ; however, the carrying capacity N_{i+1}

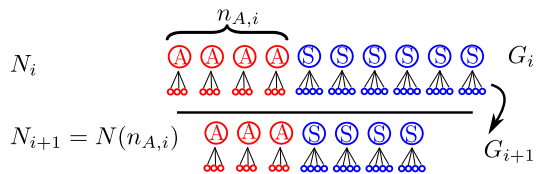


Figure 2: Scheme of sampling between generations in the present model : The carrying capacity N_{i+1} of generation G_{i+1} is a function of the number of cooperators $n_{A,i}$ present at generation G_i : $N_{i+1} = N(n_{A,i})$. The selection process consists in selecting N_{i+1} individuals among the progeny at G_i .

of the next generation G_{i+1} depends on the number (or proportion) of cooperators in G_i . Hence $N_{i+1} = N(n_{A,i})$ individuals among the progeny are randomly selected to form the next generation (figure 2). The probability of having k individuals of type A in generation G_{i+1} , knowing that there were $n_{A,i}$ individuals at generation G_i is binomial :

$$P(k|n_{A,i}) = \binom{N_{i+1}}{k} u^k (1-u)^{N_{i+1}-k} \quad (14)$$

where u has the same definition as in (6). We can repeat all the arguments for the computation of relative change in the mean and variance of the proportion $x = n_A/N$ of A types, keeping in mind that the only difference in the present model is that $N = N(x)$ is no longer constant. In particular, the fixation probabilities are given by the same backward diffusion equation

$$a(x) \frac{d\pi(x)}{dx} + b(x) \frac{d^2\pi(x)}{dx^2} = 0 \quad (15)$$

where this time,

$$-\frac{a(x)}{b(x)} = 2sN(x)$$

For the sake of simplicity, in this subsection we suppose a linear form for $N(x)$ (figure 1):

$$N(x) = (1-x)N_i + xN_f \quad (16)$$

where N_f and N_i ($N_i < N_f$) are the carrying capacities of the habitat when composed only of A types and S type. The next subsection generalizes the computation to arbitrary form of $N(x)$. The differential equation (15) can still be easily solved. Let us express N_i and N_f in terms of their mean and relative difference

$$\bar{N} = (N_f + N_i)/2 \quad (17)$$

$$2\delta = (N_f - N_i)/\bar{N} \quad (18)$$

Then, setting

$$\psi(x) = 2\bar{N}sx(1 - \delta + \delta x)$$

we have

$$\frac{d\pi}{dx} = C \exp(\psi(x)) \quad (19)$$

Integrating once more and taking into account the boundary conditions $\pi^A(0) = 0$, $\pi^A(1) = 1$, the solution can be written as

$$\pi(x) = \frac{f(0) - f(x)}{f(0) - f(1)} \quad (20)$$

where

$$f(x) = \frac{e^{2\bar{N}s((1-\delta)x + \delta x^2)}}{\sqrt{2\bar{N}s\delta}} D\left(\sqrt{\frac{\bar{N}s}{2\delta}}(1 - \delta + 2\delta x)\right)$$

and

$$D(z) = e^{-z^2} \int_0^z e^{u^2} du$$

is the Dawson function. In the case of small selection pressure against A ($\bar{N}s \ll 1$) and small relative change in the size of the habitat $\delta \ll 1$, expanding the fixation probability (20) to the second order in $\bar{N}s$ and δ , we find

$$\pi(x) \approx x - \bar{N}s x(1-x) + \frac{\bar{N}s}{3} (\bar{N}s + \delta) x(1-x)(1-2x). \quad (21)$$

Note that this limit could have been obtained by direct integration of the power series expansion of $\exp(\psi(x))$ in expression (19). Direct integration of power series allows more complicated laws of carrying capacity $N(x)$ to be taken into account, when exact solutions are no longer available.

Figure 3 shows the excellent agreement between numerical simulations of the above stochastic process and the theoretical predictions (eqs. 20,21).

Let us now consider the case where δ and $\bar{N}s$ are of the same order and compute the invasion capacity of each type by keeping only the first order terms :

$$\begin{aligned} \pi_1^A &= \pi\left(\frac{1}{N_i}\right) \approx \frac{1}{N_i} - \frac{\bar{N}s}{N_i} s \\ \pi_1^S &= 1 - \pi\left(1 - \frac{1}{N_f}\right) \approx \frac{1}{N_f} + \frac{\bar{N}s}{N_f} s \end{aligned}$$

The ratio of invasion capacities now becomes:

$$R_{SA} = \frac{\pi_1^S}{\pi_1^A} = \left(\frac{1-\delta}{1+\delta}\right) \left(\frac{1+\bar{N}s}{1-\bar{N}s}\right) \quad (22)$$

$$\approx 1 + 2\bar{N}s - 2\delta \quad (23)$$

We see that, contrary to the fixed population size case (eq. 13), we can have $R_{SA} < 1$ even when $s > 0$! The criterion for cooperators to prevail is simply

$$\delta > \bar{N}s \quad (24)$$

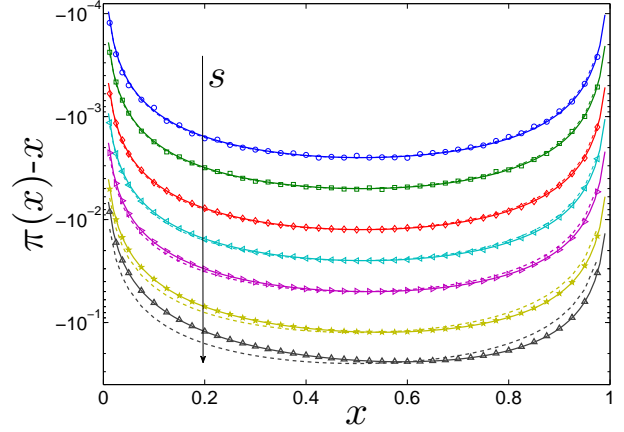


Figure 3: Numerical computation of $\pi(x)$ and its comparison with theoretical values for $N_i = 90$, $N_f = 110$ and $s = (1, 2, 5, 10, 20, 50, 100) \times 10^{-4}$. The arrow indicates the direction of increasing s . For each value of initial proportion of A individuals $x \in [0, 1]$, a random discrete path is generated by determining the carrying capacity in the next generation according to relation (16) and then sampling of the present generation to constitute the next generation according to relation (14); the process is stopped by the loss of either A or S individuals. 10^8 such paths are generated to compute, for each initial proportion x , its fixation probability $\pi(x)$. Symbols : values obtained from numerical simulations ; solid lines : theoretical values according to expression (20) ; dashed lines : small selection pressure approximation (eq. 21).

Figure 4 shows the excellent agreement between R_{SA} obtained from numerical results and the theoretical prediction (eq. 20). Note that for large δ , the criterion (24) underestimates the advantage of A individuals, which can prevail at a higher cost of cooperation. The general form of the criterion is given in the next subsection

Let us stress again that the A type advantage is due purely to the stochasticity of natural selection and has no deterministic interpretation. It is due to the interplay between genetic drift and deterministic effect. The deterministic equation, neglecting fluctuations, is as before

$$\frac{dx}{dt} = a(x) = -sx(1-x)$$

and predicts the disappearance of A individuals that have a negative relative excess fitness.

C. Solution for general form of $N(x)$.

The conditions necessary for $R_{SA} < 1$ can be obtained for any form of $N(x)$ without computing $\pi(x)$ explicitly. First, note that the first integral of the Kimura equation (15) is

$$\log\left(\frac{\pi'(x)}{\pi'(0)}\right) = -\int_0^x \frac{a(u)}{b(u)} du$$

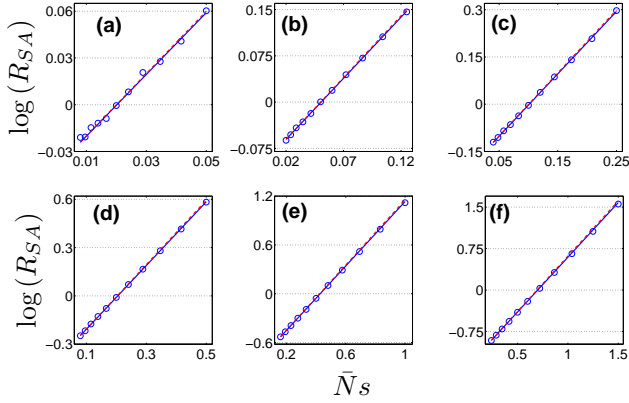


Figure 4: Logarithm of the ratio of invasion capacities $R_{SA} = \pi_1^S/\pi_1^A$ as a function of selection pressure $\bar{N}s$ for $\bar{N} = 100$ and increasing value of $\delta = 0.02, 0.05, 0.1, 0.2, 0.4, 0.6$ (a-f). Symbols : fixation probability ratio obtained from numerical simulations as detailed in figure 3; solid lines : theoretical predictions of fixation probabilities obtained from eq. (20) ; dashed lines : general solution given by relation (25).

$$= 2s \int_0^x N(u)du$$

The invasion capacities can be expressed in terms of the function $\pi'(x)$:

$$\begin{aligned} \pi_1^A &= \pi(1/N_i) = \pi'(0)(1/N_i) + \mathcal{O}(1/N_i^2) \\ \pi_1^S &= 1 - \pi(1 - 1/N_f) = \pi'(1)(1/N_f) + \mathcal{O}(1/N_f^2) \end{aligned}$$

because of the boundary conditions $\pi(0) = 0$ and $\pi(1) = 1$. Therefore, to the first order in $1/N$, the ratio of invasion capacities is:

$$R_{SA} = \frac{\pi_1^S}{\pi_1^A} = \frac{\pi'(1)}{\pi'(0)} \frac{N_i}{N_f}$$

and therefore

$$\log(R_{SA}) = 2s \int_0^1 N(u)du + \log(N_i/N_f) \quad (25)$$

The condition for A to prevail, $R_{SA} < 1$, is then equivalent to

$$2s \int_0^1 N(u)du < \log(N_f/N_i) \quad (26)$$

For the simple case investigated in the preceding subsection, in which $N(x) = \bar{N}(1 - \delta + 2\delta x)$ the left hand side of relation (26) evaluates to $2\bar{N}s$ and the criterion becomes

$$2\bar{N}s < \log\left(\frac{1+\delta}{1-\delta}\right)$$

which reduces to expression (24) for small δ . The accuracy of this criterion, for the case of linear $N(x)$, is shown in figure 4. The general criterion (26) is not limited to small selection pressure or small variation in population size. The condition $N \gg 1$ is still necessary for the validity of the diffusion approximation[27].

D. Extension to diploid populations.

The above results can be generalized to diploid, randomly mating populations when cooperative behavior is caused by a single gene. Consider a diploid population of size N corresponding to $2N$ gametes. The fitness of (AA, AS, SS) individuals will be denoted $(1, 1 + s(1/2 - \epsilon), 1 + s)$ where s , as before is the relative fitness value of the allele S and $\epsilon \in [-1/2, 1/2]$ is the dominance of allele A ; $\epsilon = 0$ corresponds to no dominance. As before, x will designate the frequency of allele A . Following the arguments of the previous section, we can write the number of A allele in the next generation as

$$P(k|n_{A,i}) = \binom{2N_{i+1}}{k} u^k (1-u)^{2N_{i+1}-k}$$

where [21]

$$\begin{aligned} u &= \frac{x^2 + (1 + s(1/2 - \epsilon))x(1-x)}{x^2 + 2(1 + s(1/2 - \epsilon))x(1-x) + (1+s)(1-x)^2} \\ &= x - sx(1-x)(1 + 2\epsilon - 4\epsilon x) + \mathcal{O}(s^2) \end{aligned}$$

For the carrying capacity, we will use a generalization of relation (16) :

$$\frac{N^2}{\bar{N}^2} = (1 - \delta + 2\delta x)^2 + 2\epsilon\delta x(1-x)$$

where \bar{N} and δ were defined in (17,18). This relation reduces to (16) when $\epsilon = 0$ and ensures that $N = \bar{N} = \text{const}$ when $\delta = 0$.

Repeating the computations of the previous section in the regime where $\bar{N}s \ll 1$ and $\delta \ll 1$, and keeping the lowest order terms leads to

$$\pi(x) = x - 2\bar{N}s x(1-x) \left(1 + \frac{2\epsilon}{3}(1-2x)\right)$$

from which we can compute the ratio of invasion capacities $R_{SA} = \pi_1^S/\pi_1^A$:

$$\begin{aligned} R_{SA} &= \left(\frac{1-\delta}{1+\delta}\right) \left(\frac{1 + 2\bar{N}s(1-2\epsilon/3)}{1 - 2\bar{N}s(1+2\epsilon/3)}\right) \\ &\approx 1 + 4\bar{N}s - 2\delta \end{aligned}$$

The simplest diploid case (random mating, no linkage disequilibrium) is similar to the haploid case and the criterion for cooperators to prevail does not change.

III. CONCLUSION.

The problem of the emergence of cooperative behaviors and ‘‘altruism’’ has been a conundrum in evolutionary biology and has attracted a very large number of contributions from different fields. We have shown in this article that this conundrum may not exist at all, if we

shift our attention from deterministic advantages to fluctuation induced advantages. The original Wright-Fisher model, developed in the 20's, clarified the concepts of stochasticity in population genetics and showed that a mutant, even when deleterious, has some probability of invading the community, *i.e.* $\pi_1^A > 0$. We have, in this article, extended this concept by showing that it is even possible for the deleterious mutant to have a higher invasion capacity than the wild type, *i.e.* $\pi_1^A > \pi_1^S$. This is based on the fact that purely fluctuation induced advantages can overcome the disadvantages and the cost of cooperative behaviors if the relative increase in the carrying capacity of the habitat induced by cooperators is higher than the cost of altruism. This demonstration has been achieved by the use of the generic Wright-Fisher model, which captures in very simple terms the combined effects of finite size populations and deterministic advantages.

All the existing models of cooperation (kin/multilevel/reciprocity/...) have also been extended to finite populations in order to take into account the importance of fluctuations. The important point to stress is that in these models, there are always deterministic advantages associated with cooperation. In other terms, the deterministic drift term $a(x)$ has multiple zeros and thus the deterministic equation for the proportion of A ,

$$dx/dt = a(x)$$

has more than one stable point, one of which corresponds to the dominance of A types. For example, the replicator dynamics used in the context of evolutionary game theories uses[28]

$$a(x) = x(1-x)(Ax + B(1-x))$$

and for $A > 0$, $B < 0$ and $B/(B-A) \in [0, 1]$, the dynamics possesses two stable points $x = 0$ and $x = 1$. Taking into account fluctuations and finite size populations then helps to explain how a single A mutant can emerge and dominate the habitat[29]. The same kind of arguments can be made for multilevel selection theories, where the deterministic models already explain the possibility for the existence of cooperators[15] and then the computation can be extended to take into account fluctuations[30].

As we stressed above, in the model we present in this article, there is no deterministic advantages associated with cooperations and $a(x) < 0$ for all $x \in [0, 1]$. The only driving force in the present model is provided by fluctuations due to finite size populations. The key point, which we have demonstrated in the preceding sections, is that the invasion capacity π_1^A of the cooperators can be higher than the invasion capacity of defectors π_1^S , even when the cost of cooperation s is *always* positive and the deterministic approach leads to the extinction of the A types.

The aim of this article is not to contest the merits of existing models such as kin or multilevel selection, which have been investigated during the last forty years with a large number of case studies. I propose an alternative approach to the problem of cooperation, that is complementary to the existing models and which restores the key ingredients of population genetics to this field.

Acknowledgment. I am grateful to M. Vallade, E. Geissler and O. Rivoire for careful reading of the manuscript and fruitful discussions. The author declares to have no conflict of interest.

-
- [1] E Sober and D S Wilson. *Unto others*. Harvard university press, 1999.
 - [2] L A Dugatkin. *The Altruism Equation*. Princeton University Press, 2006.
 - [3] Karen L Visick and Edward G Ruby. *Vibrio fischeri* and its host: it takes two to tango. *Current opinion in microbiology*, 9:632–8, 2006.
 - [4] Stuart A West and Angus Buckling. Cooperation, virulence and siderophore production in bacterial parasites. *Proc Biol Sci*, 270:37–44, 2003.
 - [5] Freya Harrison and Angus Buckling. Cooperative production of siderophores by *Pseudomonas aeruginosa*. *Frontiers in bioscience*, 14:4113–26, 2009.
 - [6] R H Kessin. *Dictyostelium: Evolution, Cell Biology and the Development of Multicellularity*. Cambridge Univ. Press, Cambridge, 2001.
 - [7] Kevin R Foster, Gad Shaulsky, Joan E Strassmann, David C Queller, and Chris R L Thompson. Pleiotropy as a mechanism to stabilize cooperation. *Nature*, 431:693–696, 2004.
 - [8] Stephen P Diggle. Microbial communication and virulence: lessons from evolutionary theory. *Microbiology*, 156:3503–12, 2010.
 - [9] John Odling-smee, Douglas H Erwin, Eric P Palkovacs, and Marcus W Feldman. Niche Construction Theory: a practical guide for ecologists. *The Quarterly Review of Biology*, 88:3–28, 2013.
 - [10] W D Hamilton. The genetical evolution of social behaviour. I. *J Theor Biol*, 7:1–16, 1964.
 - [11] R E Michod. The Theory of Kin Selection. *Annual Review of Ecology and Systematics*, 13:23–55, 1982.
 - [12] A Gardner, S A West, and G Wild. The genetical theory of kin selection. *Journal of Evolutionary Biology*, 24:1020–43, 2011.
 - [13] R C Lewontin. The Units of Selection. *Annual Review of Ecology and Systematics*, 1:1–18, 1970.
 - [14] D S Wilson. The Group Selection Controversy: History and Current Status. *Annual Review of Ecology and Systematics*, 14:159–187, 1983.
 - [15] A.T.C. Silva and J.F. Fontanari. Deterministic group selection model for the evolution of altruism. *The European Physical Journal B*, 7:385–392, 1999.
 - [16] Arne Traulsen and Martin A Nowak. Evolution of cooperation by multilevel selection. *Proceedings of the National Academy of Sciences of the United States of America*, 103:10952–5, 2006.
 - [17] Martin A Nowak. Five rules for the evolution of cooper-

- ation. *Science*, 314:1560–1563, 2006.
- [18] Laurent Lehmann, Laurent Keller, Stuart West, and Denis Roze. Group selection and kin selection: two concepts but one process. *Proceedings of the National Academy of Sciences of the United States of America*, 104:6736–9, 2007.
- [19] Benjamin Allen, Martin A Nowak, and Edward O Wilson. Limitations of inclusive fitness. *Proceedings of the National Academy of Sciences of the United States of America*, 110:20135–9, 2013.
- [20] Z Patwa and L M Wahl. The fixation probability of beneficial mutations. *J R Soc Interface*, 5:1279–1289, 2008.
- [21] W J Ewens. *Mathematical Population Genetics*. Springer-Verlag, 2004.
- [22] Bahram Houchmandzadeh and Marcel Vallade. Selection for altruism through random drift in variable size populations. *BMC evolutionary biology*, 12:61, 2012.
- [23] Amaury Lambert. Probability of fixation under weak selection: A branching process unifying approach. *Theoretical Population Biology*, 69:419–441, 2006.
- [24] P Moran. *Statistical Processes of Evolutionary Theory*. Clarendon Press, 1962.
- [25] John H. Gillespie. Natural selection for within-generation variance in offspring number. *Genetics*, 76:601–606, 1974.
- [26] M Kimura. On the probability of fixation of mutant genes in a population. *Genetics*, 47:713–719, 1962.
- [27] S. N. Ethier and M. F. Norman. Error estimate for the diffusion approximation of the Wright–Fisher model. *Proceedings of the National Academy of Sciences*, 74:5096–5098, 1977.
- [28] Christine Taylor, Drew Fudenberg, Akira Sasaki, and Martin A Nowak. Evolutionary game dynamics in finite populations. *Bulletin of mathematical biology*, 66:1621–44, 2004.
- [29] Martin A Nowak, Akira Sasaki, Christine Taylor, and Drew Fudenberg. Emergence of cooperation and evolutionary stability in finite populations. *Nature*, 428:646–50, 2004.
- [30] Ana T.C. Silva and J.F. Fontanari. Stochastic group selection model for the evolution of altruism. *Physica A: Statistical Mechanics and its Applications*, 268:257–268, 1999.