

Condensate fraction and critical temperature of interacting Bose gas in anharmonic trap.

Sudip Kumar Haldar¹, Barnali Chakrabarti², Satadal Bhattacharya³, Tapan Kumar Das⁴

¹*Department of Physics, Lady Brabourne College, P- $\frac{1}{2}$ Suhrawardi Avenue, Kolkata-700017, India.*

²*Department of Physics, Presidency University, 86/1, College Street, Kolkata-700073, India.*

³*Department of Physics, Scottish Church College, 1& 3, Urquhart square, Kolkata-700006, India.*

⁴*Department of Physics, Calcutta University, 92, A. P. C. Road, Kolkata-700009, India.*

By using a correlated many body method and using the realistic van der Waals potential we study several statistical measures like the specific heat, transition temperature and the condensate fraction of the interacting Bose gas trapped in an anharmonic potential. As the quadratic plus a quartic confinement makes the trap more tight, the transition temperature increases which makes more favourable condition to achieve Bose-Einstein condensation (BEC) experimentally. BEC in 3D isotropic harmonic potential is also critically studied, the correction to the critical temperature due to finite number of atoms and also the correction due to inter-atomic interaction are calculated by the correlated many-body method. Comparison and discussion with the mean-field results are presented.

PACS numbers: 03.75.Hh, 31.15.Xj, 03.65.Ge, 03.75.Nt.

I. INTRODUCTION

The observations of Bose-Einstein condensation (BEC) in trapped atomic gases have stimulated a new interest in the experimental and theoretical research of quantum gases [1]. BEC is characterized by a macroscopic occupation in the ground state below some critical temperature T_c [2, 3].

The experimental situation is quite different from the ideal Bose gas (IBG) which is generally treated within the grand canonical ensemble [2]. The confining trap also greatly influences the condensate properties [1, 3]. Although the atomic cloud is extremely dilute, the inter-atomic forces strongly influence the energy of the condensate cloud. The elementary excitations are also seriously affected by the interaction. The question of how the two-body forces affect the thermodynamic properties is also a subject of great interest. By using mean-field approach, based on the Popov approximation the condensate fraction and the critical temperature of the trapped interacting bosons has been calculated [4]. A significant decrease of the condensate fraction and the same of the critical temperature for repulsive BEC with respect to the prediction of non-interacting model was observed. Path-integral Monte carlo method has also been employed for 1D Bose gas [5]. The possibility of observation of low-dimensional BEC of hard sphere bosons [6] and the calculation of thermodynamic properties have also been discussed in several theoretical investigations [4, 7–10].

The aim of our present study is to calculate the critical temperature and condensate fraction for BEC in anharmonic trap. The trap potential is modelled as $V(r) = \frac{1}{2}m\omega^2 r^2 + \lambda r^4$ where λ is a controllable parameter. For $\lambda > 0$ the quartic confinement becomes more tight. Since the transition temperature T_c increases in the tight trap (with increase in λ), BEC may be achieved more favorably in the tight trap. In the experiments this

is achieved by tuning the laser intensity. It has been demonstrated that starting with a dilute interacting gas at a temperature higher than the transition temperature phase-space density required for BEC can be achieved by varying the shape of the trap adiabatically [11–13]. This allows to study the kinetics of condensate formation and effect of interaction and finite number of particles on the phase transition. In the experiments, local phase-space density of an ultracold gas was adiabatically changed to obtain BEC in a reversible manner by using a combination of magnetic and optical forces [13]. Adiabatic cooling has also been studied in power-law potential [14] but such processes in a harmonic plus quartic potential is yet to be studied. In the present work we start with N particle Schrödinger equation which represent the N interacting bosons in the external trap. The interatomic interaction is chosen as van der Waals potential with a hard core of very short range and long-range attractive tail. We expand the condensate wave function in the basis of two-body Faddeev component. The correlated basis function keeps all possible two-body correlations which facilitates us to study the beyond mean-field effect. It is to be noted that the number of bosons in the condensate varies from few hundred to several thousands which is far below the thermodynamic limit.

The paper is organised as follows. In sec. II we briefly describe the methodology. We discuss our results in sec. III and draw our conclusions in sec. IV.

II. METHODOLOGY

A. Potential harmonic expansion (CPHEM) method

In our present study we adopt an ab-initio many-body technique which is known as potential harmonic ex-

pansion method (PHEM). PHEM uses a truncated two-body basis set which keeps all possible two-body correlation [15] and hence it is an improvement over the mean-field approximation. The potential harmonic expansion method with an additional short range correlation function, called CPHEM, has already been established as a very successful and useful technique for the study of dilute BEC [16–20]. Here we briefly describe the technique. Details can be found in our earlier work [21–23].

The Hamiltonian for a system of N identical bosons interacting via two-body potential $V(\vec{r}_{ij}) = V(\vec{r}_i - \vec{r}_j)$ and confined in an external trap has the form

$$H = -\frac{\hbar^2}{2m} \sum_{i=1}^N \nabla_i^2 + \sum_{i=1}^N V_{trap}(\vec{r}_i) + \sum_{i,j>i}^N V(\vec{r}_i - \vec{r}_j). \quad (1)$$

Here m is the mass of each bosons. After eliminating the center of mass motion by using standard Jacobi coordinates [15, 24, 25], defined by

$$\vec{\zeta}_i = \sqrt{\frac{2i}{i+1}} \left(\vec{r}_{i+1} - \frac{1}{i} \sum_{j=1}^i \vec{r}_j \right) \quad (i = 1, \dots, \mathcal{N}); (\mathcal{N} = N-1), \quad (2)$$

we obtain the Hamiltonian of the relative motion as

$$H = -\frac{\hbar^2}{m} \sum_{i=1}^{\mathcal{N}} \nabla_{\zeta_i}^2 + V_{trap} + V_{int}(\vec{\zeta}_1, \dots, \vec{\zeta}_{\mathcal{N}}), \quad (3)$$

Here V_{int} is the sum of all pair-wise interactions expressed in terms of the Jacobi vectors. The Hyperspherical harmonic expansion method (HHEM) is a convenient *ab-initio* many-body tool which includes all correlations [24]. However it can not be applied to a typical BEC containing few thousands to few millions of atoms due to large degeneracy of the HH basis. To simplify things now we explore the features of experimentally achieved BEC. In a typical laboratory BEC the interparticle separation is very large compared to the range of interatomic interaction and hence the probabilities of three and higher body collision is negligible. So we can safely ignore the effect of three-body and higher-body correlation and can keep only the two-body correlation. It permits us to decompose the total wave function Ψ into two-body Faddeev component for the interacting (ij) pair as

$$\Psi = \sum_{i,j>i}^N \phi_{ij}(\vec{r}_{ij}, r). \quad (4)$$

It is worth to note that ϕ_{ij} is a function of two-body separation (\vec{r}_{ij}) only and also includes the global hyperradius r , which is defined as $r = \sqrt{\sum_{i=1}^{\mathcal{N}} \zeta_i^2}$. Thus the effect of two-body correlation comes through the two-body interaction in the expansion basis. ϕ_{ij} is symmetric under the exchange operator P_{ij} for bosonic atoms and satisfy the Faddeev equation

$$[T + V_{trap} - E_R] \phi_{ij} = -V(\vec{r}_{ij}) \sum_{kl>k}^N \phi_{kl} \quad (5)$$

where T is the total kinetic energy operator. Operating $\sum_{i,j>i}$ on both sides of equation (4), we get back the original Schrödinger equation. In this approach, we assume that when (ij) pair interacts, the rest are just inert spectators. Thus the total hyperangular momentum quantum number as also the orbital angular momentum of the whole system is contributed by the interacting pair only. Next the (ij) th Faddeev component is expanded in the set of potential harmonics (PH) (which is a subset of hyperspherical harmonic (HH) basis and sufficient for the expansion of $V(\vec{r}_{ij})$) appropriate for the (ij) partition as

$$\phi_{ij}(\vec{r}_{ij}, r) = r^{-(\frac{3\mathcal{N}-1}{2})} \sum_K \mathcal{P}_{2K+l}^{lm}(\Omega_{\mathcal{N}}^{ij}) u_K^l(r). \quad (6)$$

$\Omega_{\mathcal{N}}^{ij}$ denotes the full set of hyperangles in the $3\mathcal{N}$ -dimensional space corresponding to the (ij) th interacting pair and $\mathcal{P}_{2K+l}^{lm}(\Omega_{\mathcal{N}}^{ij})$ is called the PH basis. It has an analytic expression:

$$\mathcal{P}_{2K+l}^{lm}(\Omega_{\mathcal{N}}^{ij}) = Y_{lm}(\omega_{ij}) {}^{(\mathcal{N})}P_{2K+l}^{l,0}(\phi) \mathcal{Y}_0(D-3); \quad D = 3\mathcal{N}, \quad (7)$$

$\mathcal{Y}_0(D-3)$ is the HH of order zero in the $(3\mathcal{N}-3)$ dimensional space spanned by $\{\vec{\zeta}_1, \dots, \vec{\zeta}_{\mathcal{N}-1}\}$ Jacobi vectors; ϕ is the hyperangle given by $r_{ij} = r \cos \phi$. For the remaining $(\mathcal{N}-1)$ noninteracting bosons we define hyperradius as

$$\begin{aligned} \rho_{ij} &= \sqrt{\sum_{K=1}^{\mathcal{N}-1} \zeta_K^2} \\ &= r \sin \phi. \end{aligned} \quad (8)$$

such that $r^2 = r_{ij}^2 + \rho_{ij}^2$ and r represents the global hyperradius of the condensate. The set of $(3\mathcal{N}-1)$ quantum numbers of HH is now reduced to *only* 3 as for the $(\mathcal{N}-1)$ non-interacting pair we have

$$l_1 = l_2 = \dots = l_{\mathcal{N}-1} = 0, \quad (9)$$

$$m_1 = m_2 = \dots = m_{\mathcal{N}-1} = 0, \quad (10)$$

$$n_2 = n_3 = \dots n_{\mathcal{N}-1} = 0, \quad (11)$$

whereas for the interacting pair $l_{\mathcal{N}} = l$, $m_{\mathcal{N}} = m$ and $n_{\mathcal{N}} = K$. Thus the $3\mathcal{N}$ dimensional Schrödinger equation is effectively reduced to a four dimensional equation with the relevant set of quantum numbers: hyperradius r , orbital angular momentum quantum number l , azimuthal quantum number m and grand orbital quantum number $2K+l$ for any \mathcal{N} . Substituting in Eq(4) and projecting on a particular PH, a set of coupled differential equation (CDE) for the partial wave $u_K^l(r)$ is obtained

$$\begin{aligned} &\left[-\frac{\hbar^2}{m} \frac{d^2}{dr^2} + V_{trap}(r) + \frac{\hbar^2}{mr^2} \{ \mathcal{L}(\mathcal{L}+1) \right. \\ &\quad \left. + 4K(K+\alpha+\beta+1) \} - E_R \right] U_{Kl}(r) \\ &+ \sum_{K'} f_{Kl} V_{KK'}(r) f_{K'l} U_{K'l}(r) = 0, \end{aligned} \quad (12)$$

where $\mathcal{L} = l + \frac{3\mathcal{N}-6}{2}$, $U_{Kl} = f_{Kl} u_K^l(r)$, $\alpha = \frac{3\mathcal{N}-8}{2}$ and

$\beta = l + 1/2$.

f_{KL} is a constant and represents the overlap of the PH for interacting partition with the sum of PHs corresponding to all partitions [25]. The potential matrix element $V_{KK'}(r)$ is given by

$$V_{KK'}(r) = \int P_{2K+l}^{lm*}(\Omega_{\mathcal{N}}^{ij}) V(r_{ij}) P_{2K'+1}^{lm}(\Omega_{\mathcal{N}}^{ij}) d\Omega_{\mathcal{N}}^{ij}. \quad (13)$$

B. Introduction of additional short range correlation

In the mean-field GP theory the inter-atomic interaction is modelled by the δ -potential whose strength is characterized by the s -wave scattering length a_s only. Thus it completely ignores the detailed structure of the interaction potential. However we have already reported that shape-dependent interaction potential is indeed necessary for the description of experimental BEC [26]. So in our present study, we model the inter-atomic interaction by a realistic potential such as van der Waals potential with a hard core at short separation and having an attractive $-\frac{1}{r_{ij}^6}$ tail at large separation. Due to the use of such realistic the two-body potential with detailed structure, it becomes necessary to incorporate an additional short range correlation function in the PH basis. This short range behavior is well represented by a hard core of radius r_c and we calculate the two-body wave function $\eta(r_{ij})$ by solving the zero-energy two-body Schrodinger equation

$$-\frac{\hbar^2}{m} \frac{1}{r_{ij}^2} \frac{d}{dr_{ij}} \left(r_{ij}^2 \frac{d\eta(r_{ij})}{dr_{ij}} \right) + V(r_{ij}) \eta(r_{ij}) = 0. \quad (14)$$

This zero-energy two-body wave function $\eta(r_{ij})$ represents the short range behavior of ϕ_{ij} quite well because in the actual experimental BEC, the energy of the interacting pair is negligible compared with the depth of the interatomic potential. Thus it is taken as the two-body correlation function in the PH expansion basis. The value of r_c is adjusted to obtain the expected value of a_s [27]. We introduce this as a short-range correlation function in the expansion basis. This also greatly improves the convergence rate of the PH basis and we call it as correlated Potential Harmonic expansion method (CPHEM). This replaces Eq(5) by

$$\phi_{ij}(\vec{r}_{ij}, r) = r^{-(\frac{3N-1}{2})} \sum_K \mathcal{P}_{2K+l}^{lm}(\Omega_{\mathcal{N}}^{ij}) u_K^l(r) \eta(r_{ij}). \quad (15)$$

and the correlated PH (CPH) basis is given by

$$[\mathcal{P}_{2K+l}^{l,m}(\Omega_{\mathcal{N}}^{ij})]_{\text{correlated}} = \mathcal{P}_{2K+l}^{l,m}(\Omega_{\mathcal{N}}^{ij}) \eta(r_{ij}), \quad (16)$$

The correlated potential matrix $V_{KK'}(r)$ is now given by

$$V_{KK'}(r) = (h_K^{\alpha\beta} h_{K'}^{\alpha\beta})^{-\frac{1}{2}} \times \int_{-1}^{+1} \{P_K^{\alpha\beta}(z) V\left(r\sqrt{\frac{1+z}{2}}\right) P_{K'}^{\alpha\beta}(z) \eta\left(r\sqrt{\frac{1+z}{2}}\right) W_l(z)\} dz. \quad (17)$$

Here $P_K^{\alpha\beta}(z)$ is the Jacobi polynomial, and its norm and weight function are $h_K^{\alpha\beta}$ and $W_l(z)$ respectively [28].

This is to be noted that the inclusion of $\eta(r_{ij})$ makes the PH basis non-orthogonal. One may surely use the standard procedure for handling non-orthogonal basis. However in the present calculation we have checked that $\eta(r_{ij})$ differs from a constant value only by small amount and the overlap $\langle \mathcal{P}_{2K+l}^{l,m}(\Omega_{\mathcal{N}}^{ij}) | \mathcal{P}_{2K+l}^{l,m}(\Omega_{\mathcal{N}}^{kl}) \eta(r_{kl}) \rangle$ is quite small. Thus we can ignore its derivatives and obtain the Eq(12) approximately when the correlated potential matrix is calculated by Eq(17). This implies that the effective two-body interaction now becomes $V(r_{ij}) \eta(r_{ij})$. Physically since the interacting atoms of the condensate have very low energy, they do not come close enough to see the actual interatomic interaction. In the zero-energy limit, the scattering cross-section becomes $4\pi a_s^2$ and the effective interaction seen by the atoms is governed by a_s through $\eta(r_{ij})$.

III. NUMERICAL RESULTS

A. Choice of two-body potential and solution of many-body effective potential

The interatomic potential has been chosen as the van der Waals potential with a hard core of radius r_c , viz., $V(r_{ij}) = \infty$ for $r_{ij} \leq r_c$ and $= -\frac{C_6}{r_{ij}^6}$ for $r_{ij} > r_c$. C_6 is known for a specific atom and for ^{87}Rb atom $C_6 = 6.4898 \times 10^{-11}$ o.u. [29]. In the limit of $C_6 \rightarrow 0$, the potential becomes a hard sphere and the cutoff radius exactly coincides with the s -wave scattering length a_s . In our choice of two-body potential we tune r_c to reproduce the experimental scattering length. As we decrease r_c , a_{sc} decreases and at a particular critical value of r_c it passes through $-\infty$ to ∞ [23]. For repulsive BEC, r_c is so chosen that it corresponds to the one-node in the two-body wave function. For our present calculation we consider ^{87}Rb atoms with $a_s = 0.00433$ o.u. which mimics the JILA experiments [30]. We tune r_c to obtain the desired value of a_s and our chosen value of r_c is 1.121×10^{-3} o.u. With these set of parameters we solve the coupled differential equation by hyperspherical adiabatic approximation (HAA) [31]. In HAA, we assume that the hyperradial motion is slow compared to the hyperangular motion and the potential matrix together with the hypercentrifugal repulsion is diagonalized for a fixed value of r . Thus the effective potential for the hyperradial motion is obtained as a parametric function of r . We choose the lowest eigen potential $\omega_0(r)$ as the effective potential in which the condensate moves collectively. The energy and

wave function of the condensate are finally obtained by solving the adiabatically separated hyperradial equation in the extreme adiabatic approximation (EAA)

$$\left[-\frac{\hbar^2}{m} \frac{d^2}{dr^2} + \omega_0(r) - E_R \right] \zeta_0(r) = 0, \quad (18)$$

subject to approximate boundary condition on $\zeta_0(r)$. For our numerical calculation we fix $l = 0$ and truncate the CPH basis to a maximum value $K = K_{max}$ requiring proper convergence.

To study the thermodynamics of the condensate we need to calculate a large number of energy levels in the effective potential. The ground state in the effective eigen potential $\omega_0(r)$ corresponds to the ground state energy E_{00} of the condensate. Hyperradial excitations for $l=0$ in this effective eigen potential $\omega_0(r)$ corresponds to the breathing mode. Similarly the surface mode excitations with $l > 0$ can be calculated as hyperradial excitations in the eigen potential $\omega_l(r)$ corresponding to different values of l . However, for $l \neq 0$, a large inaccuracy is involved in the calculation of off-diagonal potential matrix and numerical computation becomes very slow. However, the main contribution to the potential matrix comes from the diagonal hypercentrifugal term and we disregard the off-diagonal matrix element for $l > 0$. Thus we get the effective potential $\omega_l(r)$ in the hyperradial space for $l \neq 0$ by adding the hypercentrifugal term corresponding to a particular value of l with the potential matrix element for $l = 0$. The ground state in this potential is the ground state of the l th surface mode E_{0l} and n th radial excitations provide the E_{nl} . Finally we add the center of mass energy $1.5\hbar\omega$ to each energy eigen value to obtain the actual energy states.

B. Bose-Einstein condensation in three dimensional isotropic harmonic trap

In this section we will discuss Bose-Einstein condensation in three dimensional harmonic trap and move on to the anharmonic trap in the next section. The system of N non-interacting bosons is analytically treated in the grand-canonical ensemble and in the thermodynamic limit there will be a phase transition at a critical temperature T_c . In three dimension the critical temperature T_c is finite and the phase-transition is of first order. However the BEC experiments are also carried out with a finite number of atoms, thus the thermodynamic argument does not apply here. At $T = T_c$, the chemical potential $\mu = 0$ whereas for finite number of particles, μ and other thermodynamic quantities are smooth function of temperature. Thus the possibility of phase transition is ruled out. Therefore one can not define a critical temperature for a system of finite number of bosons. Although there is no phase transition for finite size systems, there is still a macroscopic number of particles in the ground state at low enough temperature. Thus it is convenient

to define a transition temperature in the same way as the critical temperature in the thermodynamic limit. Also at low temperature and in presence of confining potential the interatomic force becomes important even for very dilute atomic cloud. Thus the transition temperature deviates from the critical temperature of ideal gas. The effect of interaction on the thermodynamic properties of the gas has also been pointed out which signals the breakdown of the Bogoliubov theory [32] in the calculation of collective excitation. Thus the weakly interacting finite size condensate is of considerable interest.

By using the mean-field approach, based on the Popov approximations [1, 29], the temperature dependence of the condensate with repulsive forces is calculated. It is shown that the first correction to the critical temperature due to finite number of atoms obey [33]

$$\frac{\delta T_c}{T_c^0} \Big|_{finite-size} = -0.73 \frac{\bar{\omega}}{\omega} N^{-1/3} \quad (19)$$

where $\bar{\omega}$ is the mean frequency of a non-isotropic harmonic trap. Mean-field theory also predicts a relative shift in critical temperature due to inter-atomic interaction as [4]

$$\frac{\delta T_c}{T_c^0} \Big|_{int} = -1.33 a_s N^{1/6} \quad (20)$$

However the parabolically trapped hard-sphere bosons have been studied by path-integral quantum Monte Carlo calculation and the results are significantly different from the mean-field prediction.

In this paper we utilize the correlated potential harmonic expansion technique as discussed in Sec. II. The correlated basis function offers to study the beyond mean-field effect and to calculate various thermodynamic properties more accurately. As we assume that the inter-atomic correlations beyond two-body can safely be ignored in our picture, it reduces computational difficulty. We can handle quite few to very large number of atoms by a single technique. Although very recently we have employed this technique to calculate several thermodynamic properties of weakly interacting Bose gas, the finite-size effect and deviation due to inter-atomic interaction was not studied [34–36]. Thus the aim of the present section is to verify the mean-field predictions Eq. (19) and Eq. (20).

At any temperature T , the N number of bosons are distributed in the energy levels E_{nl} according to the Bose distribution,

$$f(E_{nl}) = \frac{1}{e^{\beta(E_{nl}-\mu)} - 1} \quad (21)$$

where $\beta = \frac{1}{k_B T}$ and μ is the chemical potential. The particle number is given by

$$N = \sum_{n=0}^{\infty} \sum_{l=0}^{\infty} \frac{(2l+1)}{e^{\beta(E_{nl}-\mu)} - 1} \quad (22)$$

The average energy $E(N, T)$ of the system at T is given by

$$E(N, T) = \sum_{n=0}^{\infty} \sum_{l=0}^{\infty} (2l+1) f(E_{nl}) E_{nl} \quad (23)$$

The heat capacity $C_N(T)$ at a fixed N is calculated by taking the partial derivative of $E(N, T)$ in Eq. (23) with respect to T as

$$C_N(T) = \left. \frac{\partial E(N, T)}{\partial T} \right|_N \quad (24)$$

As μ is a function of T , we compute the differentiation and obtain

$$C_N(T) = \beta \sum_{n=0}^{\infty} \sum_{l=0}^{\infty} \frac{(2l+1) E_{nl} \exp(\beta(E_{nl} - \mu))}{(\exp(\beta(E_{nl} - \mu)) - 1)^2} \times \left[\frac{E_{nl} - \mu}{T} + \frac{\partial \mu}{\partial T} \right], \quad (25)$$

where

$$\frac{\partial \mu}{\partial T} = - \frac{\sum_{m=0, l_m=0}^{\infty} (2l_m+1) (E_{ml_m} - \mu) \exp(\beta(E_{ml_m} - \mu)) (f(E_{ml_m}))^2}{T \sum_{p=0, l_p=0}^{\infty} (2l_p+1) \exp(\beta(E_{pl_p} - \mu)) (f(E_{pl_p}))^2}. \quad (26)$$

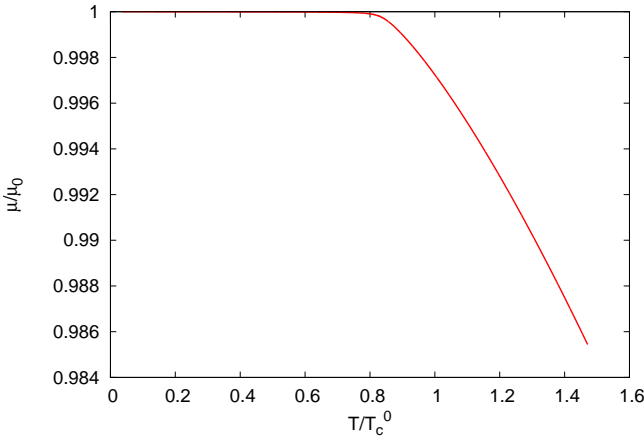


FIG. 1: (color online) Plot of the chemical potential μ for $N = 500$ bosons in the harmonic trap.

Next we calculate $C_N(T)$ as a function of T for different values of N by the following procedure. We evaluate the quantity

$$F(\mu, T) = \sum_{n, l=0}^{n_{max}, l_{max}} (2l+1) f(E_{nl}) - N \quad (27)$$

taking a certain number of levels. We check for convergence by increasing the maximum number of levels until $\mu(T)$ is converged. In Fig. 1 we plot μ/μ_0 (μ_0 is the

chemical potential at $T = 0$) as a function of T/T_c^0 (T_c^0 is the critical temperature in the thermodynamic limit given by $k_B T_c^0 = 0.94 \hbar \omega N^{1/3}$ [1]). Up to the condensation temperature μ remains practically constant beyond which it starts to decrease rapidly. After getting $\mu(T)$, we calculate $\frac{\partial \mu}{\partial T}$ by Eq. (26) and next obtain $C_N(T)$ from Eq. (25). In Fig. 2 we show the results of our numerical calculation for different values of N . For $N = 1000$, $C_N(T)$ smoothly changes as a function of T/T_c^0 . So it is difficult to define the critical temperature for condensation. However we observe sharp change near $T = T_c$ for $N = 15000$. Thus we define the transition temperature T_c at the maximum of the curve $C_N(T)$ for finite N as

$$\left. \frac{\partial C_N}{\partial T} \right|_{T=T_c} = 0. \quad (28)$$

The calculated values of T_c as a function of N and gas parameter na_s^3 are shown in Table I. Our results are systematically lower than the values of Ref. [6] for hard sphere bosons. The value of T_c smoothly increases with N as expected. It is to be noted that our calculated transition temperature T_c slowly approaches to the experimentally measured value $T_c = 0.94(5)T_c^0$ (for $N = 40000$ ^{87}Rb atoms) [37]. Thus our numerical results correctly reproduce the condensate temperature of the finite sized condensate.

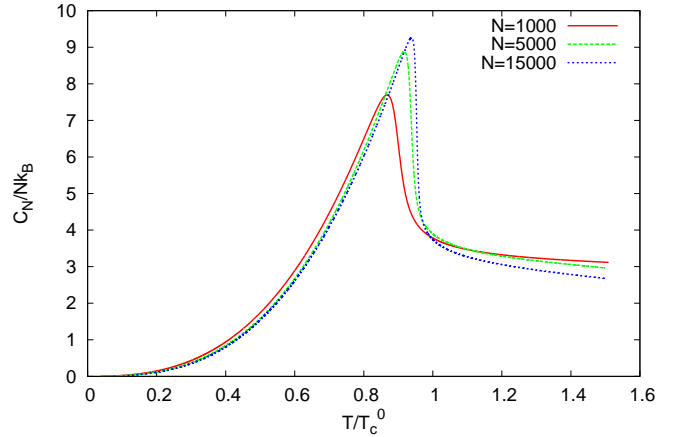


FIG. 2: (color online) Plot of the specific heat C_N/Nk_B for various number of bosons in the harmonic trap.

Earlier in a preliminary study we have shown that for finite sized interacting systems the values of T_c calculated by our CPHEM considerably deviates from T_c^0 [36]. Now to study it in more systematic way we plot the total relative shift $\frac{\delta T_c}{T_c^0} = \frac{T_c - T_c^0}{T_c^0}$ in Fig. 3. For comparison we also plot the mean-field prediction for the relative total shift obtained by adding Eq.(19) and Eq.(20) in the same figure. We observe that our CPHEM results are systematically lower than mean-field predictions. However for

TABLE I: Transition temperature T_c for different values of gas parameter na_s^3 .

N	na_s^3	$\frac{T_c}{T_c^0}$
200	1.62×10^{-5}	0.8032
1000	8.118×10^{-5}	0.8676
3000	2.435×10^{-4}	0.9089
5000	4.059×10^{-4}	0.9172
7000	5.683×10^{-4}	0.9233
9000	7.306×10^{-4}	0.9282
11000	8.93×10^{-4}	0.9312
13000	1.055×10^{-3}	0.9349
15000	1.218×10^{-3}	0.9369

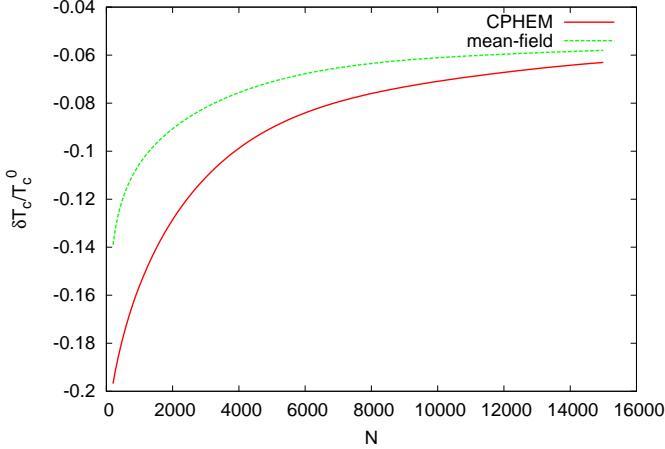


FIG. 3: (color online) Plot of the total relative shift in transition temperature $\frac{\delta T_c}{T_c^0}$ of finite number of interacting bosons in the harmonic trap as a function of N . Our CPHEM results are presented by the red continuous curve. And the green dashed curve represents the mean-field prediction.

large N limit our CPHEM results slowly approaches the mean-field results. It is justified since in the large N limit the repulsive BEC becomes less correlated and the mean-field result becomes a better approximation.

Next to check the $N^{-1/3}$ dependence of the finite size correction predicted from the mean-field theory [Eq. (19)] we calculate the relative shift in T_c due to finite size effect $\frac{\delta T_c}{T_c^0}|_{finite-size} = \frac{T_c^{finite} - T_c^0}{T_c^0}$ and plot it as a function of $N^{-1/3}$ in Fig. 4. Here T_c^{finite} is our numerically calculated value of the transition temperature for non-interacting bosons in pure harmonic trap. As expected, with gradual increase in particle number the correction term will decrease gradually and finally in the thermodynamic limit it will vanish. Then to check the effect of interatomic interaction we calculate $\frac{\delta T_c}{T_c^0}|_{int} = \frac{T_c - T_c^{finite}}{T_c^0}$ and plot in Fig 5 as a function of $a_s N^{1/6}$. Direct comparison with Eq. (20) shows significant difference between the mean-field result and our many-body result. It is also to be noted that our present results consider the interaction

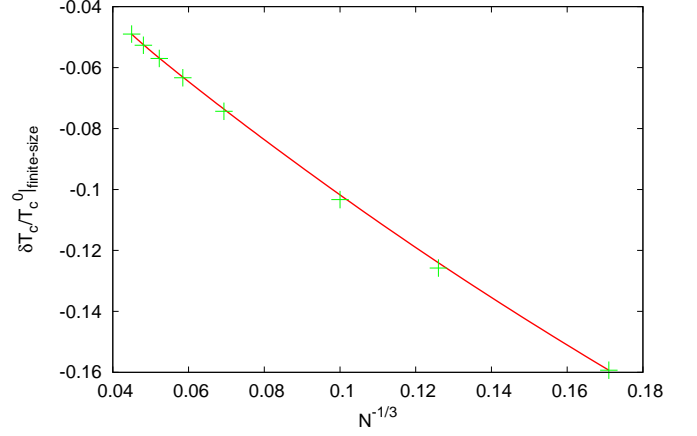


FIG. 4: (color online) Plot of the relative shift in transition temperature $\frac{\delta T_c}{T_c^0}|_{finite-size}$ due to finite number of non-interacting bosons in the harmonic trap as a function of $N^{-1/3}$. The green plus signs indicate the position of numerical data points. The red continuous line is drawn by fitting the points.

regime which is parametrized by $a_s N^{1/6} \simeq 0.022$. This is to make sure that our system of Bose gas is dilute, weakly interacting and our choice of two-body correlated basis function remains justified. We also differ from the earlier calculation of path-integral quantum Monte Carlo calculation of trapped hard sphere bosons where it was pointed out that for very small value of $a_s N^{1/6} \lesssim 0.2$, T_c practically remains unaffected [6]. The following justification was also presented in support of above findings. When the repulsive interaction broadens the condensate wave function, its density near the center of the trap is decreased. Therefore T_c should go down. However the interaction suppresses the density fluctuation and the net effect keeps the critical temperature T_c almost unchanged. However in our correlated many-body method we observe that $\frac{\delta T_c}{T_c^0}|_{int}$ gradually goes down with increase in $a_s N^{1/6}$, although the rate is slow. We explain this as the effect of interatomic correlation which makes the interaction energy more negative.

C. BEC in anharmonic trap and calculation of several thermodynamic properties.

The potential wells that trap the atoms in the experiments are generally approximated as harmonic oscillator potential. However the condensation temperature strongly depends on the trap geometry. In the earlier calculations the power-law traps [5, 38–40] are presented as lowering the number of dimensions increases the transition temperature. In the present section we consider 3D quadratic plus quartic confining potential as $V(r) = \frac{1}{2}m\omega r^2 + \lambda r^4$ where λ is a controllable parameter. For $\lambda > 0$, the quartic confinement becomes more tight and one can switch from the harmonic to anharmonic

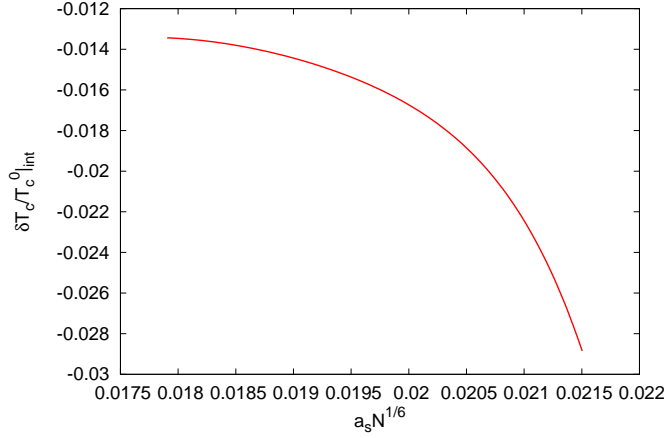


FIG. 5: (color online) Plot of the relative shift in transition temperature $\frac{\delta T_c}{T_c}|_{int}$ due to the inter-atomic interaction of finite number of bosons in the harmonic trap as a function of $a_s N^{1/6}$.

trap by tuning λ . In the experiments this is achieved by tuning the laser intensity. The choice of anharmonic trap also satisfies the purpose of adiabatic formation of BEC. The adiabatic cooling of the gas was proposed as when the trap frequency changes from ω to ω' , keeping the entropy and particle number constant, T changes to $\frac{\omega'}{\omega}T$ [41]. Thus by varying the shape of the confining trap it is possible to cool the system from high temperature phase without condensation down to temperatures below T_c with large condensation fraction in the ground state [12, 13]. Our next findings also indicate that by tuning λ slowly compared to the internal equilibration time we can vary the shape of the trap adiabatically and thereby bring the system (which is initially above T_c) below the transition temperature T_c . In the experiments the quartic confinement is created by blue detuned gaussian laser directed along the axis and the strength of the quartic confinement was $\lambda \sim 10^{-3}$. Thus in our present study we keep $|\lambda| \ll 1$. In Fig. 6 we plot the many-body effective potential $\omega_0(r)$ for a fixed particle $N = 500$ for $\lambda = 0$ and $\lambda = 1 \times 10^{-4}$. The trap becomes more tight for $\lambda > 0$, it increases the transition temperature and the situation becomes more favorable for BEC. Thus the finite-sized non-ideal Bose gas in anharmonic trap deserves special attention as it is not considered yet. This is specially interesting as it is directly relevant to possible future experimental set up.

As before we calculate the energy levels E_{nl} in the effective potential and calculate the specific heat. In Fig. 7 we plot $C_N(T)$ as a function of T for different values of λ . One can observe that for pure harmonic trap ($\lambda = 0$) and weakly anharmonic (small λ) trap $C_N(T)$ smoothly changes ruling out any kind of phase transition. However for $\lambda = 1 \times 10^{-4}$, $C_N(T)$ shows sharp transition near $T = T_c$ which signals the possibility of pseudo-transition in very tight trap. As before we calculate the transition temperature from the position of the peak of $C_N(T)$ and

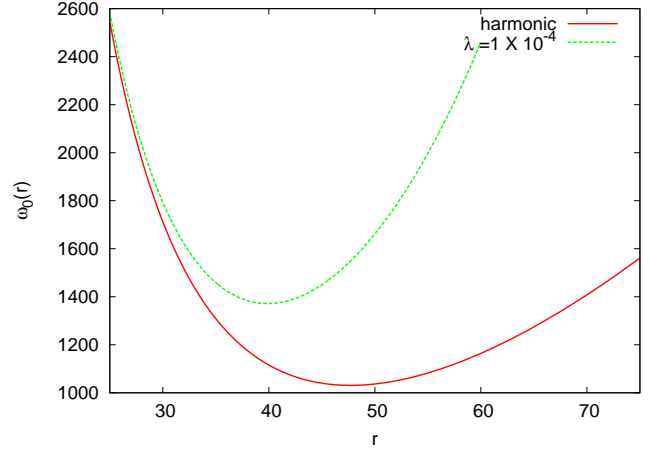


FIG. 6: (color online) Plot of the effective potential $\omega_0(r)$ for $N = 500$ bosons in the harmonic trap ($\lambda = 0$), anharmonic trap ($\lambda = 1 \times 10^{-4}$).

in Fig. 8 we plot T_c as a function of λ for $N = 500$. We observe that T_c increases steadily as the trap becomes more tight. This is in agreement with earlier calculations for tight traps which were modelled either by pure quartic potential or by power-law potential. Earlier several predictions about the amount of increment of T_c have been made for IBG in different trap geometry [40, 42]. Here, as mentioned above, we are considering interacting bosons in harmonic plus quartic trap which is relevant to the adiabatic cooling. We observe that even for a small number of bosons N in the trap, the transition temperature T_c in the case of anharmonic trap with $\lambda = 1 \times 10^{-4}$ is almost 10% higher than that of the isotropic harmonic trap. Also the amount of increment increases steadily with the number of bosons N in the trap as evident from Fig. 9. For $N = 5000$ in the anharmonic trap with $\lambda = 1 \times 10^{-4}$, T_c is found to increase approximately by 37.36% from that of the isotropic harmonic trap. Thus our study not only supports the possibility of adiabatic formation of BEC, we for the first time attempt to predict the amount of increment of T_c in an anharmonic trap. Thus our study reveals that it is also possible to adiabatically cool the system by tuning the intensity of the laser beam used for creating the trap.

Next we compute another important thermodynamic quantity - the condensate fraction N_0/N . In an earlier attempt [36] we have already studied the temperature dependence of the condensate fraction of the interacting Bose gas with a finite number of bosons in the isotropic harmonic trap. We have observed that the main difference of the signature of BEC in such finite sized system from the infinite limit lies in the shifted and smeared out onset of macroscopic population of the ground state. Here we are interested in the temperature variation of the ground state occupation in a harmonic plus quartic potential. By inserting the values of the chemical potential μ in Eq. (27) we can calculate the ground state population N_0 at a particular temperature and for a fixed N .

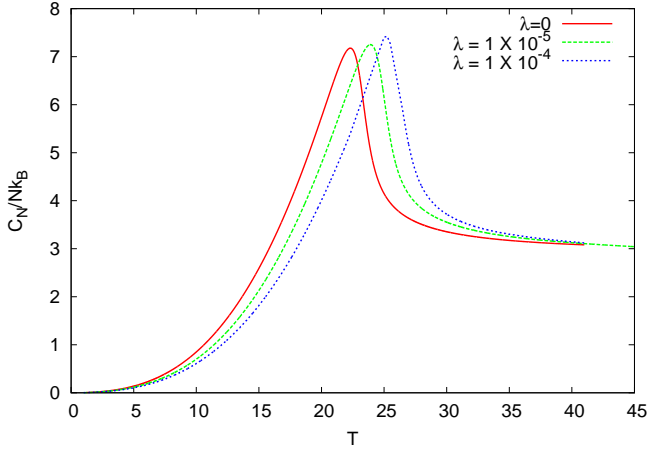


FIG. 7: (color online) Plot of the specific heat C_N/Nk_B for $N = 500$ in the anharmonic trap with different anharmonicity strength.

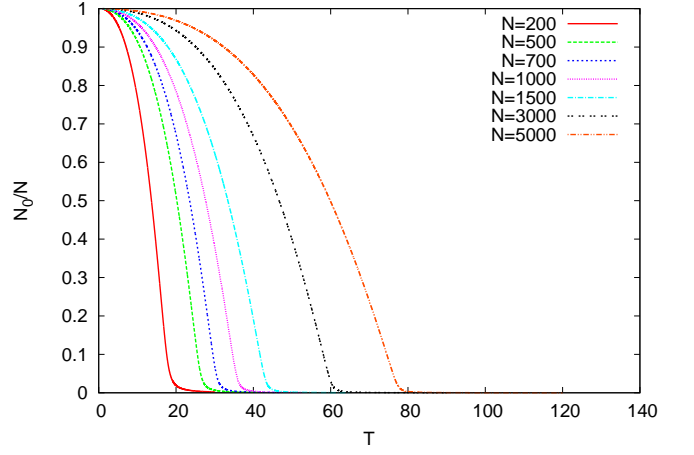


FIG. 10: (color online) Plot of the condensate fraction for various N in the anharmonic trap with the anharmonicity strength $\lambda = 1 \times 10^{-4}$.

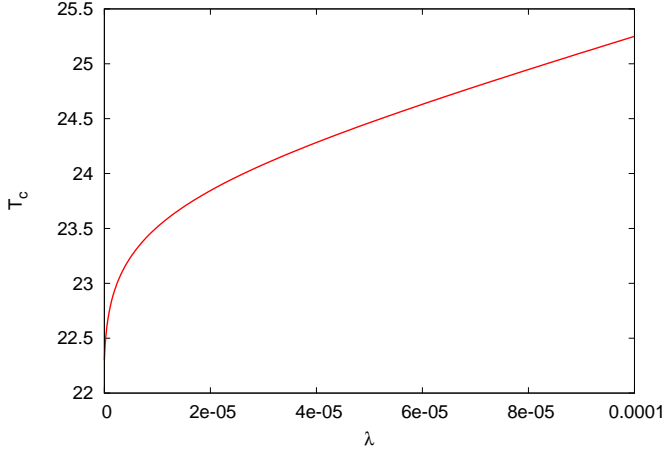


FIG. 8: (color online) Plot of the critical temperature T_c as a function of λ in the harmonic plus quartic trap for $N = 500$.

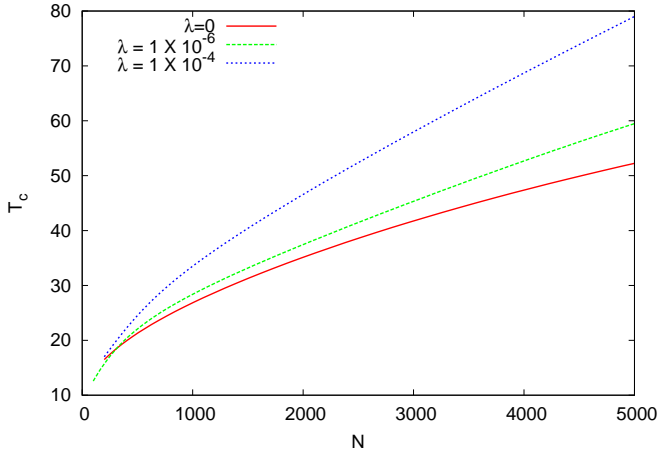


FIG. 9: (color online) Plot of the critical temperature T_c as a function of N in the harmonic and anharmonic trap ($\lambda = 1 \times 10^{-6}$ and $\lambda = 1 \times 10^{-4}$).

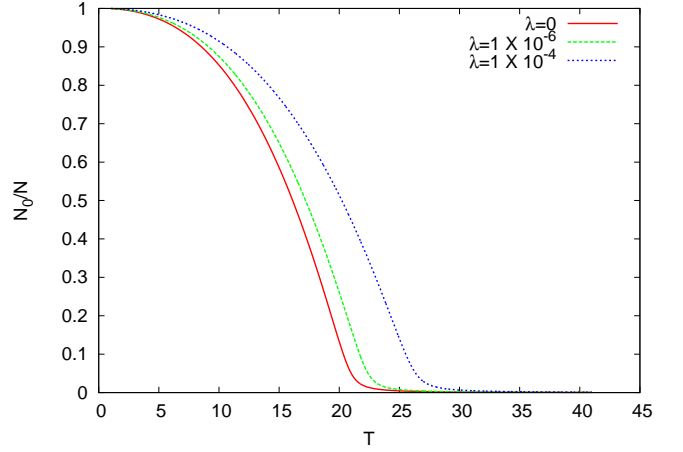


FIG. 11: (color online) Plot of the condensate fraction for $N = 500$ in the harmonic and anharmonic trap with the various anharmonicity strengths λ .

In Fig. 10 we plot $\frac{N_0}{N}$ as a function of T for different N in anharmonic trap with $\lambda = 1 \times 10^{-4}$. We observe that as N increases the onset of macroscopic population in the ground state becomes more sudden. Qualitatively this looks very similar to the harmonic trap case. However the onset of a macroscopic ground state occupation occurs at higher temperature for the anharmonic trap. To illustrate the point further, we plot the condensate fraction $\frac{N_0}{N}$ as function of T for $N = 500$ bosons in harmonic and anharmonic trap with different λ values in Fig. 11. It is seen that at any finite T the ground state occupation increases with λ . This is consistent with the above discussion as well as earlier theoretical calculations in the quartic trap [43].

IV. CONCLUSION

In conclusion, we have thoroughly studied several measures of BEC like specific heat, critical temperature and condensate fraction in both the isotropic harmonic and the anharmonic trap. We have precisely determined T_c of the interacting bosons in pure harmonic trap and compared it with the mean-field results. The detailed study of the finite size correction due to finite number of atoms in the trap and also the correction to T_c due to interaction are two major issues addressed in the present manuscript. Next we extend our correlated many-body method to calculate T_c in the case of quadratic with an additional quartic trap. The choices of anharmonic trap also satisfies the purpose of adiabatic formation of BEC. Simply by varying the confining trap it is possible to condense the Bose gas at higher T_c which becomes more favourable experimentally. In our theoretical study the anharmonic trap is modelled as $V(r) = \frac{1}{2}m\omega^2 r^2 + \lambda r^4$, where λ is

treated as a controllable parameter. Experimentally this can be achieved by tuning the intensity of laser beam. Our study reveals significant increase of T_c for a finite number of interacting bosons with strong anharmonicity.

At present we are not able to compare our theoretical results with the experimental findings. However the tuning of λ parameter basically resemble the experimental situation where the shape of the external trap is changed by tuning the laser intensity. Thus our present theoretical results may provide useful information for future experiments.

Acknowledgements

SKH acknowledges a senior research fellowship from CSIR, India (File No. 08/561(0001)/2010-EMR-I). SB and TKD acknowledge the financial support of University Grants Commission, India under a Major Research Project [F.NO. 40-439/2011(SR)].

-
- [1] F. Dalfovo, S. Giorgini, L. Pitaevskii, S. Stringari, Rev. Mod. Phys. **71**, 463 (1999).
 - [2] K. Huang, *Statistical Mechanics*, (John Wiley and sons, New York, U.S.A. (1987)).
 - [3] L. Pitaevskii and S. Stringari, *Bose-Einstein condensation*, (Oxford University Press, Oxford, England, 2003).
 - [4] S. Giorgini, L. P. Pitaevskii, and S. Stringari, Phys. Rev. A **54**, R4633 (1996).
 - [5] S. Pearson, T. Pang, and C. Chen, Phys. Rev. A **58**, 1485 (1998).
 - [6] S. Pearson, T. Pang, and C. Chen, Phys. Rev. A **58**, 4796 (1998).
 - [7] S. Pilati, and S. Giorgini, N. Prokof'ev, Phys. Rev. Lett. **100**, 140405 (2008).
 - [8] P. Borrmann, J. Harting, O. Mülken, and E. R. Hilf, Phys. Rev. A **60**, 1519 (1999).
 - [9] M.K. Al-Sugheir n, F. M. Al-Dweri, G. Alnawashi, M.G. Shatnawi, Physica B **408**, 151-157 (2013).
 - [10] S. Yang , Y. Liu, and S. Feng, Mod. Phys. Lett. B **26**, 1250053 (2010).
 - [11] W. Ketterle, and D. E. Pritchard, Phys. Rev. A **46**, 4051 (1992).
 - [12] P. W. H. Pinkse, A. Mosk, M. Weidemuller, M. W. Reynolds, T. W. Hijmans, and J. T. M. Walraven, Phys. Rev. Lett. **78**, 990 (1997).
 - [13] D. M. Stamper-Kurn, H.-J. Miesner, A. P. Chikkatur, S. Inouye, J. Stenger, and W. Ketterle, Phys. Rev. Lett. **81**, 2194 (1998).
 - [14] V. Bagnato, D. E. Pritchard, and D. Kleppner, Phys. Rev. A **35**, 4354 (1987).
 - [15] M. Fabre de la Ripelle, Ann. Phys. (N. Y.) **147**, 281 (1983).
 - [16] A. Biswas, T. K. Das, L. Salasnich and B. Chakrabarti, Phys. Rev. A, **82**, 043607 (2010).
 - [17] S. K Haldar, B. Chakrabarti, and T. K. Das, Phys. Rev. A, **82**, 043616 (2010).
 - [18] A. Biswas, B. Chakrabarti, T. K. Das and L. Salasnich, Phys. Rev. A, **84**, 043631 (2011).
 - [19] S. K. Haldar, P. K. Debnath and B. Chakrabarti, Eur. Phys. J. D, **67**, 188 (2013).
 - [20] S. K. Haldar, B. Chakrabarti, T. K. Das and A. Biswas, Phys. Rev. A, **88**, 033602 (2013).
 - [21] T. K. Das and B. Chakrabarti, Phys. Rev. A **70**, 063601 (2004).
 - [22] T. K. Das, S. Canuto, A. Kundu, B. Chakrabarti, Phys. Rev. A **75**, 042705 (2007).
 - [23] T. K. Das, A. Kundu, S. Canuto, and B. Chakrabarti, Phys. Lett. A **373**, 258-261 (2009).
 - [24] J. L. Ballot and M. Fabre de la Ripelle, Ann. Phys. (N. Y.) **127**, 62 (1980).
 - [25] M. Fabre de la Ripelle, Few Body System **1**, 181 (1986).
 - [26] B. Chakrabarti and T. K. Das, Phys. Rev. A, **78**, 063608 (2008).
 - [27] A. Kundu, B. Chakrabarti, T. K. Das, and S. Canuto, J. Phys. B: At. Mol. Opt. Phys. **40**, 2225 (2007).
 - [28] M. Abramowitz and I. A. Stegun, Handbook of mathematical functions, National Institute of Standards and Technology, USA (1964).
 - [29] C. J. Pethick and H. Smith, *Bose-Einstein Condensation in Dilute Gases* (Cambridge University Press, Cambridge, England, 2001).
 - [30] M. H. Anderson *et. al.*, Science **269**, 198 (1995).
 - [31] T. K. Das, H. T. Coelho and M. Fabre de la Ripelle, Phys. Rev. C **26**, 2281 (1982).
 - [32] N. Bogoliubov, J. Phys. (Moscow) **11**, 23 (1947).
 - [33] S. Grossmann and M. Holthaus, Phys. Lett. A **208**, 188 (1995).
 - [34] S. Goswami, T. K. Das, and A. Biswas, Phys. Rev. A, **84**, 053617 (2011).
 - [35] S. Goswami, T. K. Das, and A. Biswas, J. L. Temp. Phys, **172**, 184 (2013).
 - [36] S. Bhattacharyya, T. K. Das and B. Chakrabarti, Phys. Rev. A **88**, 053614 (2013).
 - [37] J. R. Ensher, D. S. Jin, M. R. Matthews, C. E. Wieman, and E. A. Cornell, Phys. Rev. Lett. **77**, 4984 (1996).
 - [38] M. Bayindir, B. Tanatar, and Z. Gedik, Phys. Rev. A **59**, 1468 (1999).
 - [39] O. Zobay, G. Metikas, and G. Alber, Phys. Rev. A **69**,

- 063615 (2004).
- [40] A. Jaouadi, M. Telmini, and E. Charron, Phys. Rev. A **83**, 023616 (2011).
- [41] M. Houbiers, H. T. C. Stoof, and E. A. Cornell, Phys. Rev. A **56**, 2041 (1997).
- [42] S. Gautam and D. Angom, Eur. Phys. J. D **46**, 151-155 (2008).
- [43] E. Ö. Karabulut, M. Koyuncu, M. Tomak, Physica A, **389**, 1371 (2010).