

Reflections on Gibbs: From Statistical Physics to the Amistad V1.1

Leo P. Kadanoff*

The James Franck Institute
The University of Chicago
Chicago, IL USA 60637

date: originally drafted and delivered February, 2003,
revised March, 2014

Abstract

This note is based upon a talk given at a celebration in Austin Texas of the achievements of J. Willard Gibbs.

J. Willard Gibbs, the younger, was the first American physical sciences theorist. He was one of the inventors of statistical physics. He introduced and developed the concepts of phase space, phase transitions, and thermodynamic surfaces in a remarkably correct and elegant manner. These three concepts form the basis of different areas of physics. The connection among these areas has been a subject of deep reflection from Gibbs' time to our own. This talk therefore tries to celebrate Gibbs by talking about modern ideas about how different parts of physics fit together.

At the end of the talk, I shall get to a more personal note. Our own J. Willard Gibbs had all his achievements concentrated in science. His father, also J. Willard Gibbs, also a Professor at Yale, had one great achievement that remains unmatched in our day. I shall describe it.

*e-mail: lkadanoff@gmail.com

Contents

1	How do theories fit together?	3
1.1	Singular Connections	3
2	J. Willard Gibbs' scientific contributions	3
2.1	Gibbs struggled with connecting different parts of statistical physics.	4
3	Connections	5
3.1	Simple Limiting Process	5
3.2	Something Missing/Extra	5
3.3	Connections	6
3.4	A story	7
4	Gibbs' analysis; Gibbs' Error	9
4.1	Conclusion drawn from overshoot analysis	11
5	Prehistory: The Amistad:	12

1 How do theories fit together?

Older ideas suggest physical theories merge via a limiting process in which some parameter smoothly approaches its final value. Thus Newtonian mechanics might emerge as a limit of special relativity's description of objects moving at low speeds. This view seems acceptable for the connection between classical mechanics and special relativity, but appears to be just a bit too tame, and not quite right, for such examples as the relation between classical mechanics and quantum theory or the relation between special relativity and general relativity. A newer view, which I describe as a theory of "singular connection," is suggested by the work of Michael Berry[12] and explicitly put forward by Robert Batterman[11]. This view replaces the metaphor of ordinary limits[13] by one based upon the applied mathematics ideas of asymptotic behavior and of singular perturbations.

1.1 Singular Connections

Consider the relation between quantum theory and classical mechanics. This is a very rich subject that has been analyzed in detail by Michael Berry[?]. At least three different conceptualizations, based upon different ideas, describe highly quantum behavior, ordinary classical mechanics and the "classical limit" region in between. I shall describe the singular connections approach using examples close to Gibbs: the Gibbs phenomenon in Fourier series and the relations among the parts of statistical physics. In these cases also, the metaphors of singularity and asymptotics permits and encourages us to think that different conceptualizations might be needed to describe in the limiting cases and, in addition, the territory in between. It basically says that different limits of physical behavior require different and non=overlapping conceptualizations.

2 J. Willard Gibbs' scientific contributions

He was a theorist interested in the mathematical and theoretical structure of his problems. He was extremely careful to publish and utter only true things about physics, chemistry, and mathematics. His scientific contributions included:

- Thermodynamics: thermodynamic limit. Gibbs produced a very careful and full description of thermodynamics[2]. . He particularly focused upon the description of how thermodynamics arises in the limit of large homogeneous systems, when they are left undisturbed for a sufficient time for them to relax to equilibrium. This limiting situation is known as the *thermodynamic limit*.
- More thermodynamics: Gibbs also invented the *phase rule* which described the equilibrium among phases. Still again, invented thermodynamic surfaces and chemical potentials. He recognized that thermodynamics is true independent of the micro models that might be used to justify it.
- Statistical mechanics: Along with Ludwig Boltzmann, Gibbs invented the use of phase space and ensembles as the basis of statistical mechanics[3].
- Vector calculus: Gibbs invented and introduced dot and cross products. This looks like a minor contribution now, but it was quite important at the time.
- Understanding vectors. Apparently Gibbs held to the modern idea that a vector was a thing in itself, while his contemporaries mostly confused the components with the object.
- Gibbs overshoot: In this talk, I shall discuss in some detail the “Gibbs Phenomenon” in Fourier theory[4, 5].(This behavior was earlier discovered by Wilbraham[6], but Gibbs made it generally known.)

2.1 Gibbs struggled with connecting different parts of statistical physics.

He thought particularly clearly and deeply about phase transitions in the context of thermodynamics, but he hardly mentions them in his later book on statistical mechanics. Arthur Wightman said[7][page 34]

There is one aspect of the thermodynamic limit that Gibbs does not emphasize. That is the appearance of phase transitions between distinct thermodynamic phases. [S]harp phase transitions do not occur in finite systems. A little more pedagogical

zeal by Gibbs could have saved some of the generations that followed considerable time. [...] Gibbs could have told them that it was pointless to discuss [phase transitions] except in the thermodynamic limit.

It is, in some sense, very surprising that Gibbs did not emphasize that statistical mechanics and thermodynamics came together in the description of phase transitions. These transition provide an excellent example for understanding the connection between these two areas of science.

The connections among various parts of science is a very deep subject that has been of interest to both philosophers and physicists. The technical word used by both physicists and philosophers for this process of connection is *reduction*. Unfortunately they use the word differently. One group would insist that quantum theory reduces to classical while the other would suggest that reductions works in just the opposite sense. I'll stick with the word *connection* which is more neutral.

3 Connections

3.1 Simple Limiting Process

Sometimes the connections are very simple. The pendulum's motion becomes identical to that of a simple harmonic oscillator whenever the pendulum oscillates weakly and remains close to its equilibrium position. The connection involves a low-energy limit of the pendulum and a limiting process just about as simple as the one by which the calculus' derivative operation is defined. The concept of a limit is not fully transparent to an unprepared mind. (Think of the troubles of Bishop Berkeley[8] with derivatives, or of many generations with the limiting processes involved in Achilles catching up with and then passing the tortoise.) However, it is now familiar and direct, so that all theory connections which involve only the simple version of the concept of limits may be said to be well understood.

3.2 Something Missing/Extra

But the concept of a simple limit does not seem to describe many of the limiting process that occur in relating different domains of physical science. In doing a simple limit, you don't get anything really new, the old thing

morphs smoothly into its limiting form. However think of our usual examples of theory connection as exemplified by the following table: (See Table(1).) In short the limiting theories do not talk the same language, and neither talk the language of the intermediate case. Michael Berry[12] (physicist and applied mathematician) and Robert Batterman[11] (philosopher) have addressed the general question of connections from this perspective, while many many other people (e.g. Ernest Nagel[13]) have looked at connections from a variety of different perspectives. I shall spend a while describing the Berry-Batterman approach.

3.3 Connections

All authors accept that connections among theories are done with limiting process, like taking ϵ to zero. However Batterman and Berry argue that the right ideas of limits are borrowed from the concepts of singular limits and asymptotics of Twentieth Century mathematics, not the simple limits of Newton and Liebnitz. Part of their view

Concept I: singular perturbation: sometimes even a little ϵ is a lot. Example: The equation, $x - 1 = 0$ has but one solution, $x = 1$, but an allied perturbation problem can have two or more solutions For example,

$$x - 1 = \epsilon x^2$$

- first solution, for small ϵ , $x = 1 + \epsilon + 2\epsilon^2 + \dots$
- second solution, for small ϵ , $x = \epsilon^{-1} - 1 - \epsilon + \dots$

Here the small parameter controls the number of solutions. (A singular perturbation is identified whenever the highest order term in an equation is multiplied by a small parameter.) Typically the interesting connections among physical theories arise from singular perturbations.

Concept II. The asymptotic expansion. Usual power series like the familiar one

$$e^x = 1 + x + x^2/2! + \dots + x^n/n! + \dots$$

define an interesting but smooth behavior. You use the expansion by computing successive terms and adding them up. The more terms you add, the better is your answer. There is nothing left over, hard work will give you the

first theory typical concept	first theory/ typical concept	intermediate case/ typical concept
classical mechanics trajectories	quantum mechanics entanglement	“classical limit” tunneling
wave optics waves	physical optics rays	limiting behavior fractal patterns
thermodynamics thermodynamic limit discontinuous jumps	statistical mechanics finite N smooth behavior	critical behavior infinite system algebraic singularities
Newtonian mechanics absolute time	general relativity interesting geometry	intermediate case bending of light
molecular beam orbits	fluid dynamics hydrodynamics	molecular gas Boltzmann equation

Table 1: Connection among different theories. Different connections are described by different rows, with the two limiting cases first, and the intermediate case given last. That situation turns out to be quite different from the limiting cases and needs conceptually different tools for its analysis.

whole function. Consider, in contrast, a typical asymptotic expansion like the Stirling approximation for $n!$,

$$\ln(n-1)! = n \ln n - n + 0.5 \ln n - \ln(2\pi)^{1/2} + O(1/n) + \dots$$

For all n you get a pretty good answer from the first term. For higher n , you get a better answer by including more terms. But for each n , you should stop somewhere: there is an optimal number of terms to compute. If you go further you get a worse answer. An asymptotic analysis is accurate, as far as it goes, but can leave out something. For example, in the expansion of $\ln(n^2 + n!)$, we would never see the n^2 in the asymptotic analysis because there are an infinity of larger terms.

3.4 A story

The late Tony Houghton and I were doing a renormalization group calculation very early in the history of such calculations. We had developed a theory and we were calculating a critical index called ν which described how the correlation length diverged as the temperature approached the critical

temperature in the two-dimensional Ising model. Our zeroth order theory gave $\nu_0 = 0.7$. The exact answer, according to the Onsager exact calculation was $\nu_{\text{exact}} = 1$. So our zeroth order answer was not too awful! After some work we got a first order result, $\nu_1 = 0.9$. Not bad! More work gave $\nu_2 = 0.99$, better! Then, after much work we got the third order $\nu_3 = 0.999$. Great! We saw that we could, by working very hard, just accomplish the next order. We did it and finished the calculation, by finding $\nu_4 = 1.7$!..... We had bumped into an asymptotic expansion! Some physics was left out, and that left-out physics prevented us from ever getting to the exact right answer. In fact, if we had calculated more terms it is likely that our answer would simply have continued to get worse.

So ?

Typically singular perturbations describe situations in which there are small parameters, and quite different behaviors in different regions of the parameters[14]. They can often be effectively analyzed by using different asymptotic expansion in different regions of the behavior. Each expansion catches a part of the truth for that problem and leaves out another part. The expansions are conceptually different and each one leaves out an interesting part of the physics. In contrast, ordinary power series expansions describe smooth behavior and contain all the physics in one go. As you include more terms you get more accurate answers, but nothing really new happens since no qualitative error was made at any point.

The right metaphor for connecting phase transition to the statistical mechanics of finite systems is not the power series expansion and its smooth approach to a limit. According to Berry and Batterman and much contemporary thought it is the asymptotic expansion which is demanded in the analysis of singular perturbations. Berry[12] showed the asymptotic analysis gives an interesting and worthwhile view of waves, quantum chaos, and many other situations. Batterman[11] developed a philosophical discourse on this subject. Let me give a little analysis of a simple problem, due to J. Willard Gibbs, the younger.

4 Gibbs' analysis; Gibbs' Error

Consider the Fourier series

$$f_N(x) = -4 \sum_{n=1}^N \frac{(-1)^n}{n} \sin(nx)$$

in which the series is cut off for large but not infinite values of N . Think of the analysis of this function as a simple example of a physics theory. Since the function in question is the Fourier series expansion of the periodically repeated function

$$f(x) = \begin{cases} \dots, \\ 2x & \text{for } -\pi < x < \pi \\ 2x - 4\pi & \text{for } \pi < x < 3\pi \\ 2x - 8\pi & \text{for } 3\pi < x < 5\pi \\ \dots, \end{cases}$$

the function being transformed looks like a sawtooth as in Figure(1). Note that this sawtooth has 2π as its maximum possible value, which value is achieved at the end of each interval.

In the limiting case, $N \rightarrow \infty$, we might wish and expect to get different "theories", for each interval, $\dots, (-3\pi, -\pi), (-\pi, \pi), (\pi, 3\pi), \dots$. In his first work on this subject[4], Gibbs studied the curves $y = f_N(x)$ for the different values of N . He then said, in a *Nature* paper[4], that the curves approach the curve $y = f(x)$ as N goes to infinity. This is an error, as Gibbs soon recognized, and published as an erratum[5] in *Nature*.

A more careful analysis of the large N behavior is necessary. An asymptotic analysis of this situation could be described by different "theories" of the series, $f_N(x) = x$, in different regions of x , i.e..

- **first "theory:"** For x is in the interval $(-\pi, \pi)$ except very close to the ends, $f_N(x)$ is equal to $2x$. (See Figure(2).)
- **second "theory:"** For x is in the interval $(\pi, 3\pi)$ except very close to the ends, $f_N(x)$ is equal to $2(x - 2\pi)$.
- **third "theory:"** Very close to the boundaries a different kind of theory is required; one which takes into account the wiggles in f_N that occur in

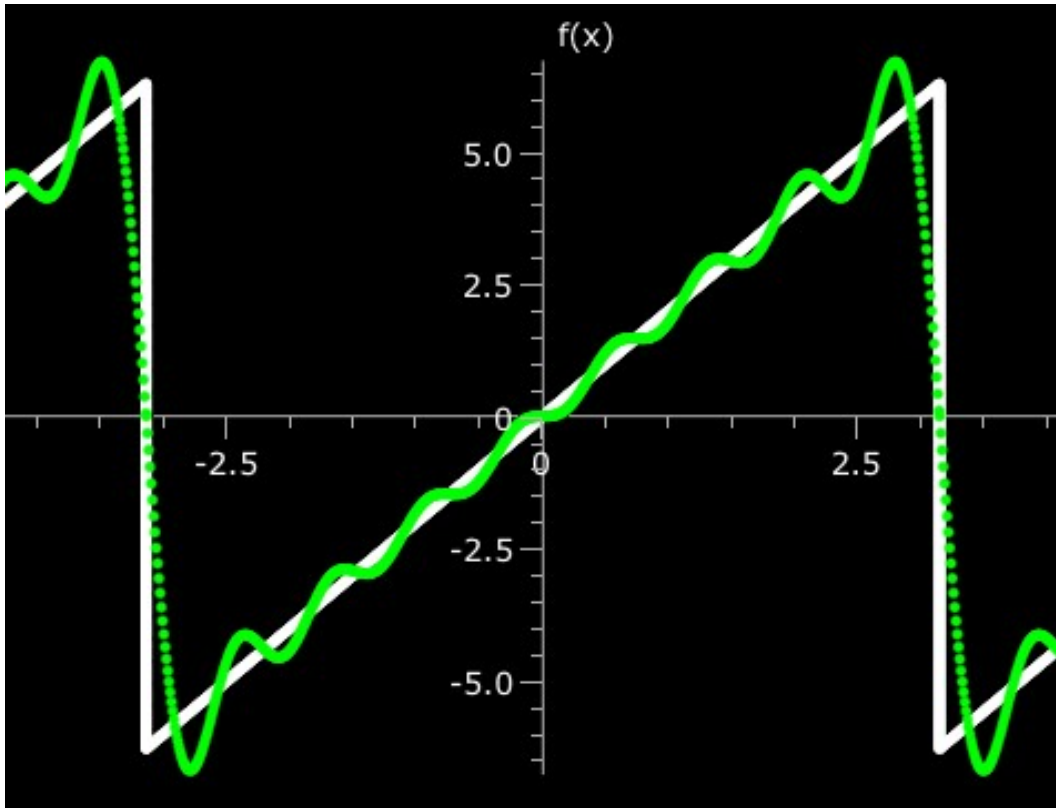


Figure 1: The function $f(x) = f_\infty(x)$ is a sawtooth repeating itself with an x interval of 2π . If we write down a Fourier series constructed from this function, it follows the general path of the sawtooth, but has wiggles in it. Here we show a series with eight terms. The question for Gibbs is “how does the series approach the sawtooth for large N ”. Here we see an overshoot of the approximate function which goes a bit higher and lower than the extrema of the sawtooth. This overshoot does not diminish for larger N .

this region. As N get larger the maximum height of the wiggles does not decay but instead approaches a fixed value. Note that, for larger N , the wiggles get more closely bunched at the endpoints of the interval. (See Figure(2).). To see a workable theory of this effect plot f_N as a function of a variable that gives more sensitivity as one goes to larger N . For example for the endpoint at $x = \pi$ one could use the variable $z = \pi + (x - \pi)/N$, as in Figure(3). The as N get larger $f_N(z)$ approaches a constant form, called a *scaling function*. Indeed this scaling function does get larger than 2π . This analysis provides a third “theory” of the overshoot, conceptually close to modern theories of critical phenomena, scaling, and universality[15, 16, 18]

The overshoot behavior just described has become known as a *Gibbs overshoot* or a *Gibbs phenomenon*. The fact that asymptotic analysis gives different behaviors in different regions was first presented by George Stokes[17]

4.1 Conclusion drawn from overshoot analysis

From Gibbs’ own example: A “physical theory” of the process of convergence of discontinuous Fourier series requires different behaviors and different conceptualizations in different regions. This is because the N goes to infinity limit produces, in essence, a singular perturbation and requires an asymptotic analysis. In a much more sophisticated sense, this same story describes the connection between wave optics and ray optics, between classical mechanics and quantum theory, and among a wide class of other problems as shown in the analyses of Berry[12] and Batterman[11]. In a slightly different way, the modern theory of fluctuation-dominated phase transition behavior is an intermediate asymptotics between Gibbs’ theory of thermodynamic phases for infinite systems and Gibbs’ probabilistic and ensemble related theory of statistical equilibrium in finite dimensional phase space. This too requires a scaling analysis, originally due to Widom[15], which has formed the basis for the modern theory of critical phenomena[18]. One might infer from Wightman[7] that Gibbs was perhaps close to seeing phase transitions and critical phenomena in the way we do today. From the overshoot example, I would conclude, on the contrary, that although he was very careful not to make the mathematical mistake of thinking that a phase transition could occur in a finite system, Gibbs was quite far from seeing how finiteness would

affect behavior near phase transitions.

5 Prehistory: The Amistad:

Even more than most academics, J. Willard Gibbs, Jr. led an uneventful life, far from the great events of his day. (Of course, as Muriel Rukeyser pointed out, his ideas were in themselves a great event of his era, but that's different). His father J. Willard Gibbs, Sr. also a Yale academic, a philologist, also spent almost all of his life far from the press of real life. However, the senior Gibbs had one notable real-world achievement, connected with the arrival of the rebellion-torn slave ship Amistad from Cuba. President Van Buren wanted the mutineers to be considered, in modern terms, terrorists and sent back—without trial—to Cuba. Since nobody seemed to know their language, a return without a real hearing appeared inevitable. But Gibbs used gestures to find out how they counted and called out the number-words thus garnered at the port of New York. In this way, he found two translators. The translators gave voice to these captives and enabled them to convince the courts of their innocence. Thus, the senior J. Willard Gibbs gave a trial and justice to these accused terrorists. Nobody, to this day, has equalled this achievement for our prisoners now being held in Cuba.

Credits

I have had useful discussions about this work with Michael Fisher, Steve Berry, Marko Kleine Berkenbusch, Robert Batterman, and Michael Berry. Research supported in part by NSF-DMR and also by the University of Chicago MRSEC and NSF grant number DMR-0820054.

References

- [1] Thomas S. Kuhn, *The Structure of Scientific Revolutions*, Univ. of Chicago Press, Chicago, Illinois, 1962).
- [2] J. Willard Gibbs, *The scientific Papers of J. Willard Gibbs, Volume I Thermodynamics; Volume IIMisc....*, Dover, New York (1961).

- [3] Josiah Willard Gibbs, *Elementary Principles in Statistical Mechanics*, New York, Charles Scribner's Sons (1902).
- [4] J. Willard Gibbs, "Fourier's Series," *Nature* **59** (200)(1898),
- [5] J. Willard Gibbs, "Fourier's Series," *Nature* **59** (606)(1898),
- [6] Henry, Wilbraham "On a certain periodic function", *The Cambridge and Dublin Mathematical Journal*, **3** 198-201 (1848)
- [7] D. G. Caldi and D.G. Mostow, eds. *Proceedings of the Gibbs Symposium, Yale University May 17-18, 1989*, American Mathematics Society, AIP, (1990).
- [8] D. M. Jesseph, "The analyst," in I. Grattan-Guinness, ed., *Landmark Writings in Western Mathematics*, Elsevier: 121-30 (2005).
- [9] Muriel Rukeyser, *Willard Gibbs*, Ox Bow Press, 1988.
- [10] Lynde Phelps Wheeler, *Josiah Willard Gibbs*, Yale University Press, 1951.
- [11] Robert W. Batterman, *The Devil in the Details, Asymptotic Reasoning in Explanation, Reduction and Emergence*, Oxford University Press, (2002).
- [12] Michael Berry, "Singular Limits," *Physics Today* May, 10-11 (2002).
- [13] Ernest Nagel, *The Structure of Science*, Routledge and Kegan, (1961).
- [14] E.J. Hinch, *Perturbation Methods*, Cambridge University Press, Cambridge (1991).
- [15] B. Widom, *J. Chem. Phys.* **43**, 3892 and *ibid* page 3896. (1965)
- [16] Leo Kadanoff, "Scaling Laws for Ising Models Near T_c ", *Physics* **2** 263 (1966).
- [17] G.G. Stokes, "On the numerical calculation of a class of definite integrals and infinite series", *Transactions of the Cambridge philosophical society*, **IX** (I): 166-189 (1847).

“On the discontinuity of arbitrary constants which appear in divergent developments,” *Transactions of the Cambridge philosophical society* **X** (I): 105-128 (1848).

- [18] Cyril Domb, *The Critical Point*, Taylor and Francis, (1996).
- [19] Howard Jones, *Mutiny on the Amistad: The Saga of a Slave Revolt and Its Impact on American Abolition, Law, and Diplomacy* Oxford University Press, New York (1987).

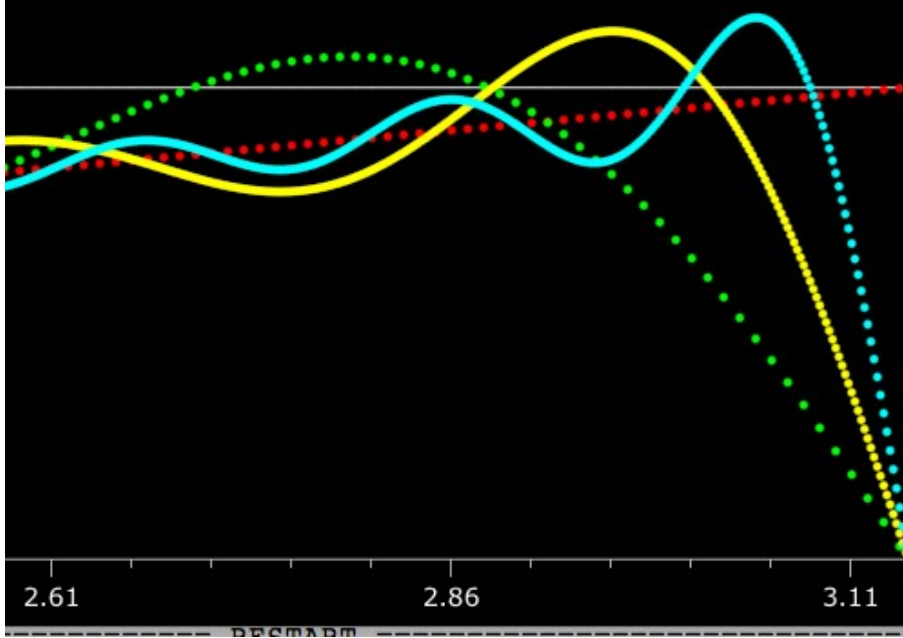


Figure 2: For large N , the function $f_N(x)$ does not look like a sawtooth in the region near the ends of its interval of monotonic rise. Here we have a blown-up view of this region with plots of $f_N(x)$ for various different values of N . The range of x in this view is from $x = 0$ to approximately $x = 7$. The thin white line is the incorrect “Gibbs limit” as $x = 2\pi = 6.28\dots$. The various curves are respectively: in red we have the sawtooth at $N = \infty$, in green $N = 8$ is plotted, in yellow $N = 16$, and in cyan $N = 32$. Notice that as N increases we see more closely spaced oscillation and a slow increase in the magnitude of the overshoot. The overshoot reaches a maximum value of $0.562\dots$ at $N = \infty$.

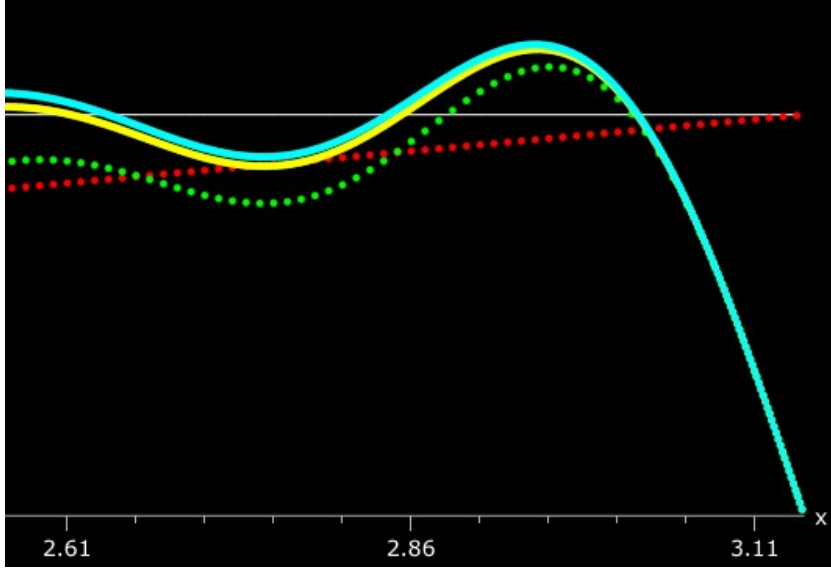


Figure 3: The function $f_N(x)$ is plotted against $z = \pi + (x - \pi)/N$ to give a better picture of the behavior near the ends of the interval. This variable gives in effect a higher magnification in the argument of the function for higher values of N . Once again, the thin white curve is at $y = 2\pi$ while the range of the entire y-axis is from zero to about seven. Note that as N is increased, the maximum height approaches a constant somewhat larger than π . The various curves are respectively: in red we have the sawtooth at $N = \infty$, in green $N = 8$ is plotted, in yellow $N = 32$, and in cyan $N = 128$. As N becomes larger the wiggles become more closely spaced, and toward the endpoints of the intervals, more pronounced. For the largest N , the curves in a plot like this would approach a constant form, slightly higher than the cyan curve. This limiting result is called a *scaling function*.