

Tunable plasmon polaritons in arrays of interacting metallic nanoparticles

Guillaume Weick¹ and Eros Mariani²

¹ Institut de Physique et Chimie des Matériaux de Strasbourg, Université de Strasbourg, CNRS UMR 7504, F-67034 Strasbourg, France

² Centre for Graphene Science, Department of Physics and Astronomy, University of Exeter, EX4 4QL Exeter, United Kingdom

the date of receipt and acceptance should be inserted later

Abstract. We consider a simple cubic array of metallic nanoparticles supporting extended collective plasmons that arise from the near-field dipolar interaction between localized surface plasmons in each nanoparticle. We develop a fully analytical quantum theory of the strong-coupling regime between these collective plasmons and photons resulting in plasmon polaritons in the nanoparticle array. Remarkably, we show that the polaritonic band gap and the dielectric function of the metamaterial can be significantly modulated by the polarization of light. We unveil how such an anisotropic behavior in the plasmonic metamaterial is crucially mediated by the dipolar interactions between the nanoparticles despite the symmetry of the underlying lattice. Our results thus pave the way towards the realization of tunable quantum plasmonic metamaterials presenting interaction-driven birefringence.

1 Introduction

The ability to manipulate light at subwavelength scales beyond the diffraction limit of traditional optics is at the very heart of the present research in plasmonic metamaterials [1, 2] and transformation optics [3]. Metamaterials have already been shown to exhibit exciting new properties such as negative refractive index [4–6], perfect lensing [7, 8], electromagnetic invisibility cloaking [9–11], “trapped rainbow” slow light [12], and the ability to perform mathematical operations (“metamaterial analog computing”) [13]. In this paper we explore the possibility to design novel quantum plasmonic metamaterials [14] with a highly tunable optical response based on arrays of interacting metallic nanoparticles.

While isolated metallic nanoparticles have been already successfully exploited to confine electromagnetic radiation down to the nanometer scale, the focus has now shifted to the exploration of ordered plasmonic arrays of metallic nanoparticles. In these systems the interactions between the nanoparticles lead to dramatic changes in the collective plasmonic properties of the array as compared to those of the individual nanoparticles. This opens up new perspectives for confining and guiding light at sub-wavelength scales, as has been explored experimentally in one- and two-dimensional arrays of gold [15–17] and silver nanoparticles [18–20] and studied theoretically by means of classical electromagnetic calculations [21–26]. In this context, we have recently exploited the tunability of the near-field interaction in a two-dimensional honeycomb array of metallic nanoparticles supporting Dirac-like collective plasmons [27].

The optical response of plasmonic metamaterials is determined by their dielectric function, which results in the reflection and transmission coefficients. In order to calculate the dielectric function it is crucial to identify the eigenmodes responsible for transporting electromagnetic radiation in arrays of metallic nanoparticles. These modes, stemming from the coupling between light and plasmons, have been extensively investigated in one- and two-dimensional nanoparticle arrays in the weak coupling regime [15–26], where the semiclassical theory of radiation provides a satisfactory description of the optical properties. In contrast, it is well established [28, 29] that this semiclassical picture is inadequate for studying the fundamental nature of absorption processes in periodic systems that require a full quantum treatment of the strong coupling regime between light and matter, taking into account the conservation of crystal momentum between photons and polarization fields. This treatment gives rise to new quasiparticles — termed polaritons — that were first studied in the late 1950’s by Fano [28] and Hopfield [29] in the context of excitons in bulk solids. Polaritons are coherent superpositions of light and matter quantum fields and represent the natural quasiparticles involved in absorption processes in periodic systems. In the light of this analysis, the exploration of three-dimensional arrays of interacting metallic nanoparticles thus requires a full quantum analysis of the strong coupling regime between photons and collective plasmons that is expected to give rise to *plasmon polaritons*. This is the purpose of the present theoretical paper.

As a proof of concept, we hence explore plasmon polaritons in a simple cubic array of metallic nanoparticles. By means of a fully quantum-mechanical approach, we analytically unveil the plasmon polariton band structure, modeling the localized surface plasmon in each nanoparticle as a point dipole interacting with the neighboring ones through a near-field interaction. Such an interaction results in a plasmon polariton band structure that is highly tunable with the polarization of light, giving rise to dramatic effects which would otherwise be absent in noninteracting systems. Remarkably, we show that the plasmon polariton band gap can be tuned by about 50%. Our prediction should thus be clearly observable in the frequency- and wavevector-dependent dielectric function of the metamaterial, resulting in an *interaction-driven birefringence* despite the symmetric lattice structure of the array. Our analytical treatment can be easily generalized to other three-dimensional lattices that are thus expected to exhibit a similar tunable optical response. Our theoretical proposal could be experimentally realized in self-organized arrays of metallic nanoparticles capped with molecular linkers such as thiol chains [30] and DNA [31].

Our paper is organized as follows: in Sect. 2 we present our model of localized surface plasmons in a simple cubic array of interacting metallic nanoparticles, while Sect. 3 presents our results for the collective plasmon dispersion. In Sect. 4 we discuss the coupling of these collective modes to light, and deduce the plasmon polariton dispersion in Sect. 5. We present our conclusions in Sect. 6.

2 Arrays of interacting metallic nanoparticles

We consider an ensemble of identical spherical metallic nanoparticles of radius r , each containing N_e valence electrons, and forming a simple cubic lattice with $\mathcal{N} \gg 1$ lattice sites and lattice constant a .¹ Each nanoparticle supports a localized surface plasmon which corresponds to a collective excitation of the electronic center of mass that can be modeled as a point dipole oscillating at the Mie frequency ω_0 [32]. This is justified as long as the size of the nanoparticle is much smaller than the wavelength associated with light at frequency ω_0 .² For a nanoparticle in vacuum, the Mie frequency takes the simple form $\omega_0 = (N_e e^2 / 4\pi\epsilon_0 m_e r^3)^{1/2}$, where $-e$ and m_e are the electron charge and mass, respectively, and where ϵ_0 is the vacuum permittivity. The noninteracting part of the Hamiltonian describing the independent localized surface plasmons on the cubic lattice sites hence reads [33, 34]

$$H_0 = \sum_{\mathbf{R}} \left[\frac{\Pi^2(\mathbf{R})}{2M} + \frac{M}{2} \omega_0^2 h^2(\mathbf{R}) \right], \quad (1)$$

¹ In the remainder of the paper, we consider Born-von Karman periodic boundary conditions.

² As detailed in Sect. 5, we consider nanoparticles having a localized surface plasmon resonance in the visible range of the spectrum and with typical size of the order of a few nanometers.

where $h(\mathbf{R})$ denotes the electronic center-of-mass displacement corresponding to a nanoparticle located at position \mathbf{R} , $\Pi(\mathbf{R})$ is the conjugated momentum to $h(\mathbf{R})$ and $M = N_e m_e$ is the total electronic mass per nanoparticle. The point dipole corresponding to each localized surface plasmon has thus a dipole moment $\mathbf{p} = -Qh(\mathbf{R})\hat{\mathbf{p}}$, with $\hat{\mathbf{p}}$ the unit vector indicating its direction and $Q = N_e e$ the total electronic charge.

Assuming that the wavelength associated with the resonance frequency of each localized surface plasmon is much larger than the interparticle distance a , retardation effects can be ignored and the interparticle coupling occurs via quasistatic near-field interaction. Moreover, when $a \gtrsim 3r$, the latter can be modeled [22, 23] as a coupling between two point dipoles \mathbf{p} and \mathbf{p}' located at \mathbf{R} and \mathbf{R}' , respectively, with interaction potential

$$V_{\text{dip}} = \frac{\mathbf{p} \cdot \mathbf{p}' - 3(\mathbf{p} \cdot \mathbf{n})(\mathbf{p}' \cdot \mathbf{n})}{4\pi\epsilon_0 |\mathbf{R} - \mathbf{R}'|^3}, \quad (2)$$

where $\mathbf{n} = (\mathbf{R} - \mathbf{R}')/|\mathbf{R} - \mathbf{R}'|$. In what follows, we impose that, due to the electric field associated with light, all localized surface plasmons are polarized in the same direction $\hat{\mathbf{p}} = \sin\theta \cos\varphi \hat{\mathbf{x}} + \sin\theta \sin\varphi \hat{\mathbf{y}} + \cos\theta \hat{\mathbf{z}}$, where θ is the angle between $\hat{\mathbf{p}}$ and $\hat{\mathbf{z}}$, and φ the angle between the projection of $\hat{\mathbf{p}}$ in the xy plane and $\hat{\mathbf{x}}$. This is justified by the absence of retardation effects in our point-like dipole model. From (2) the interaction Hamiltonian between localized surface plasmons thus reads

$$H_{\text{int}} = \frac{Q^2}{8\pi\epsilon_0 a^3} \sum_{\mathbf{R}} \sum_{j=1}^3 C_j h(\mathbf{R}) [h(\mathbf{R} + \mathbf{e}_j) + h(\mathbf{R} - \mathbf{e}_j)], \quad (3)$$

with

$$C_j = 1 - 3 [\sin^2\theta (\delta_{j1} \cos^2\varphi + \delta_{j2} \sin^2\varphi) + \delta_{j3} \cos^2\theta] \quad (4)$$

and where $\mathbf{e}_1 = a\hat{\mathbf{x}}$, $\mathbf{e}_2 = a\hat{\mathbf{y}}$ and $\mathbf{e}_3 = a\hat{\mathbf{z}}$. Only interactions between nearest neighbors are taken into account in the Hamiltonian (3) since, as detailed in Appendix A, the interactions beyond nearest neighbors do not qualitatively change the collective plasmon dispersion, as is also the case for metallic nanoparticle arrays with other geometries [22, 27].

3 Collective plasmon dispersion

Introducing the bosonic operator

$$b_{\mathbf{R}} = \sqrt{\frac{M\omega_0}{2\hbar}} h(\mathbf{R}) + i \frac{\Pi(\mathbf{R})}{\sqrt{2M\hbar\omega_0}} \quad (5)$$

which annihilates a localized surface plasmon at lattice site \mathbf{R} and its momentum space representation $b_{\mathbf{q}}$ through $b_{\mathbf{R}} = \mathcal{N}^{-1/2} \sum_{\mathbf{q}} \exp(i\mathbf{q} \cdot \mathbf{R}) b_{\mathbf{q}}$, the Hamiltonian representing the collective plasmons,

$$H_{\text{pl}} = H_0 + H_{\text{int}}, \quad (6)$$

with H_0 and H_{int} defined in (1) and (3), respectively, transforms into

$$H_{\text{pl}} = \hbar \sum_{\mathbf{q}} \left[(\omega_0 + 2\Omega f_{\mathbf{q}}) b_{\mathbf{q}}^\dagger b_{\mathbf{q}} + \Omega f_{\mathbf{q}} (b_{\mathbf{q}}^\dagger b_{-\mathbf{q}}^\dagger + b_{-\mathbf{q}} b_{\mathbf{q}}) \right], \quad (7)$$

with $\Omega = \omega_0(r/a)^3/2 \ll \omega_0$ and

$$f_{\mathbf{q}} = \sum_{j=1}^3 \mathcal{C}_j \cos(\mathbf{q} \cdot \mathbf{e}_j). \quad (8)$$

The purely plasmonic problem represented by the Hamiltonian (7) can be diagonalized by a Bogoliubov transformation. The introduction of the new bosonic operators

$$\beta_{\mathbf{q}} = \cosh \vartheta_{\mathbf{q}} b_{\mathbf{q}} - \sinh \vartheta_{\mathbf{q}} b_{-\mathbf{q}}^\dagger, \quad (9)$$

with

$$\cosh \vartheta_{\mathbf{q}} = \frac{1}{\sqrt{2}} \left(\frac{1 + 2\Omega f_{\mathbf{q}}/\omega_0}{\sqrt{1 + 4\Omega f_{\mathbf{q}}/\omega_0}} + 1 \right)^{1/2}, \quad (10)$$

$$\sinh \vartheta_{\mathbf{q}} = -\frac{\text{sign}(f_{\mathbf{q}})}{\sqrt{2}} \left(\frac{1 + 2\Omega f_{\mathbf{q}}/\omega_0}{\sqrt{1 + 4\Omega f_{\mathbf{q}}/\omega_0}} - 1 \right)^{1/2}, \quad (11)$$

leads to

$$H_{\text{pl}} = \sum_{\mathbf{q}} \hbar \omega_{\mathbf{q}}^{\text{pl}} \beta_{\mathbf{q}}^\dagger \beta_{\mathbf{q}}, \quad (12)$$

with the collective plasmon dispersion

$$\omega_{\mathbf{q}}^{\text{pl}} = \omega_0 \sqrt{1 + 4 \frac{\Omega}{\omega_0} f_{\mathbf{q}}}. \quad (13)$$

It is important to realize that the dispersion (13) can be tuned by the polarization of the localized surface plasmons which enters the function $f_{\mathbf{q}}$ in (8). This is illustrated in Fig. 1 which shows the collective plasmon dispersion (13) along the high symmetry axes in the first Brillouin zone. As can be seen from the figure, the collective plasmon dispersion can be dramatically changed by the polarization of the localized surface plasmons. As will be shown in Sect. 5, this feature is at the very heart of the tunability of the polaritonic band gap, of the dielectric function and thus of the resulting reflection and transmission coefficients of the metamaterial with the polarization of light.

4 Coupling to light

The collective plasmons discussed above can be triggered by light. As realized by Fano [28] and Hopfield [29], an adequate description of the strong coupling of elementary excitations to light in periodic systems can be achieved by quantizing electromagnetic modes in a cavity that has the same size as the crystal. This is a direct consequence of the translational invariance of the nanoparticle array and the subsequent conservation of photonic and plasmonic crystal momenta. As a result, energy oscillates back and forth

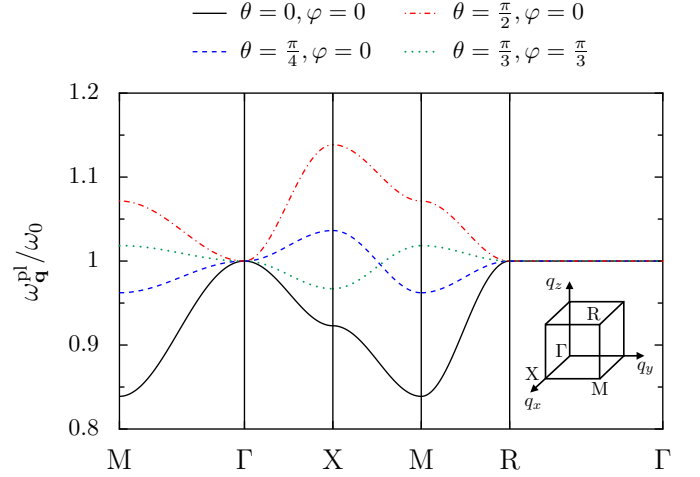


Fig. 1. Collective plasmon dispersion relation (13) along the high symmetry axes in the first Brillouin zone, for various polarization angles (θ, φ) . In the figure, $a = 3r$. The inset shows one eighth of the cubic first Brillouin zone together with the high symmetry points.

between the two subsystems, such that the semiclassical view of absorption processes is not appropriate. Hence, we describe the photonic modes in the cavity of volume $\mathcal{V} = \mathcal{N}a^3$ by the Hamiltonian

$$H_{\text{ph}} = \sum_{\mathbf{q}} \hbar \omega_{\mathbf{q}}^{\text{ph}} c_{\mathbf{q}}^\dagger c_{\mathbf{q}}, \quad (14)$$

where $c_{\mathbf{q}}$ ($c_{\mathbf{q}}^\dagger$) annihilates (creates) a photon with momentum \mathbf{q} and transverse polarization $\hat{\mathbf{e}}(\mathbf{q} \cdot \hat{\mathbf{e}} = 0)$ and where $\omega_{\mathbf{q}}^{\text{ph}} = c|\mathbf{q}|$ is the photon dispersion with c the speed of light [35]. Notice that in (14), the summation over photon polarizations has been made implicit in order to simplify the notation in the sequel of the paper.

In the long-wavelength limit (dipolar approximation), the localized surface plasmons interact with the light modes through the Hamiltonian

$$H_{\text{pl-ph}} = \sum_{\mathbf{R}} \left[\frac{Q}{M} \boldsymbol{\Pi}(\mathbf{R}) \cdot \mathbf{A}(\mathbf{R}) + \frac{Q^2}{2M} \mathbf{A}^2(\mathbf{R}) \right], \quad (15)$$

where

$$\mathbf{A}(\mathbf{R}) = \sum_{\mathbf{q}} \hat{\mathbf{e}} \sqrt{\frac{\hbar}{2\epsilon_0 \mathcal{V} \omega_{\mathbf{q}}^{\text{ph}}}} (c_{\mathbf{q}} e^{i\mathbf{q} \cdot \mathbf{R}} + c_{\mathbf{q}}^\dagger e^{-i\mathbf{q} \cdot \mathbf{R}}) \quad (16)$$

is the vector potential at the location \mathbf{R} of the nanoparticles. Expressing the conjugate momentum $\boldsymbol{\Pi}(\mathbf{R}) = \boldsymbol{\Pi}(\mathbf{R})\hat{\mathbf{p}}$ in (16) in terms of the creation and annihilation operators associated with localized surface plasmons (see (5)), going to Fourier space and using $\hat{\mathbf{p}} \cdot \hat{\mathbf{e}} = 1$, we obtain for (15) the expression

$$H_{\text{pl-ph}} = \hbar \omega_0 \sum_{\mathbf{q}} \left[i \xi_{\mathbf{q}} \left(b_{\mathbf{q}}^\dagger c_{\mathbf{q}} - c_{\mathbf{q}}^\dagger b_{\mathbf{q}} + b_{\mathbf{q}}^\dagger c_{-\mathbf{q}}^\dagger - c_{-\mathbf{q}} b_{\mathbf{q}} \right) + \xi_{\mathbf{q}}^2 \left(c_{\mathbf{q}}^\dagger c_{\mathbf{q}} + c_{\mathbf{q}} c_{\mathbf{q}}^\dagger + c_{\mathbf{q}}^\dagger c_{-\mathbf{q}}^\dagger + c_{-\mathbf{q}} c_{\mathbf{q}} \right) \right], \quad (17)$$

with $\xi_{\mathbf{q}} = (\pi\omega_0/\omega_{\mathbf{q}}^{\text{ph}})^{1/2}(r/a)^{3/2}$. In terms of the Bogoliubov modes (9) diagonalizing the purely plasmonic problem, and using the inverse transform $b_{\mathbf{q}} = \cosh \vartheta_{\mathbf{q}}\beta_{\mathbf{q}} + \sinh \vartheta_{\mathbf{q}}\beta_{-\mathbf{q}}^\dagger$, equation (17) thus reads

$$H_{\text{pl-ph}} = \hbar\omega_0 \sum_{\mathbf{q}} \left[i\xi_{\mathbf{q}}(\cosh \vartheta_{\mathbf{q}} - \sinh \vartheta_{\mathbf{q}}) \times \left(\beta_{\mathbf{q}}^\dagger c_{\mathbf{q}} - c_{\mathbf{q}}^\dagger \beta_{\mathbf{q}} + \beta_{\mathbf{q}}^\dagger c_{-\mathbf{q}}^\dagger - c_{-\mathbf{q}} \beta_{\mathbf{q}} \right) + \xi_{\mathbf{q}}^2 \left(c_{\mathbf{q}}^\dagger c_{\mathbf{q}} + c_{\mathbf{q}} c_{\mathbf{q}}^\dagger + c_{\mathbf{q}}^\dagger c_{-\mathbf{q}}^\dagger + c_{-\mathbf{q}} c_{\mathbf{q}} \right) \right]. \quad (18)$$

5 Plasmon polariton dispersion

The total Hamiltonian

$$H = H_{\text{pl}} + H_{\text{ph}} + H_{\text{pl-ph}} \quad (19)$$

with H_{pl} , H_{ph} and $H_{\text{pl-ph}}$ given, respectively, in (12), (14) and (18), can now be diagonalized by introducing the annihilation operator associated with plasmon polaritons

$$\gamma_{\mathbf{q}} = w_{\mathbf{q}}c_{\mathbf{q}} + x_{\mathbf{q}}\beta_{\mathbf{q}} + y_{\mathbf{q}}c_{-\mathbf{q}}^\dagger + z_{\mathbf{q}}\beta_{-\mathbf{q}}^\dagger, \quad (20)$$

with $w_{\mathbf{q}}$, $x_{\mathbf{q}}$, $y_{\mathbf{q}}$ and $z_{\mathbf{q}}$ complex numbers. As detailed in Appendix B, imposing the diagonal form of the Heisenberg equation of motion $[\gamma_{\mathbf{q}}, H] = \hbar\omega_{\mathbf{q}}^{\text{PP}}\gamma_{\mathbf{q}}$ yields the frequency- and wavevector-dependent dielectric function

$$\epsilon(\mathbf{q}, \omega) = \frac{c^2\mathbf{q}^2}{\omega^2} = 1 + \frac{8\pi\Omega\omega_0}{\omega_{\mathbf{q}}^{\text{pl}^2} - \omega^2}. \quad (21)$$

The spatial dispersion of the dielectric function (i.e., its dependence on \mathbf{q}) stems from the interaction between LSPs leading to the plasmonic dispersion $\omega_{\mathbf{q}}^{\text{pl}}$ in our system. This is reminiscent of the case of exciton polaritons in bulk semiconductors [36]. A crucial difference of our system, however, is that the dielectric function of the metamaterial in (21) is strongly sensitive to the polarization of incoming light, which quantitatively affects the collective plasmon dispersion $\omega_{\mathbf{q}}^{\text{pl}}$. This effect is a direct consequence of the anisotropic dipolar interaction between the metallic nanoparticles, resulting in a birefringence of the plasmonic metamaterial despite the symmetric lattice structure of our array. This is in stark contrast with conventional birefringence observed in crystals, which is usually associated with strongly asymmetric lattice structures [37].

The dielectric function (21) results in the plasmon polariton dispersion

$$\omega_{\mathbf{q},\pm}^{\text{PP}} = \frac{1}{\sqrt{2}} \left[\omega_{\mathbf{q}}^{\text{pl}^2} + \omega_{\mathbf{q}}^{\text{ph}^2} + 8\pi\Omega\omega_0 \pm \sqrt{\left(\omega_{\mathbf{q}}^{\text{pl}^2} + \omega_{\mathbf{q}}^{\text{ph}^2} + 8\pi\Omega\omega_0 \right)^2 - 4\omega_{\mathbf{q}}^{\text{pl}^2} \omega_{\mathbf{q}}^{\text{ph}^2}} \right]^{1/2} \quad (22)$$

which is shown in Fig. 2 along the ΓX direction in the first Brillouin zone for transverse light polarization (i.e.,

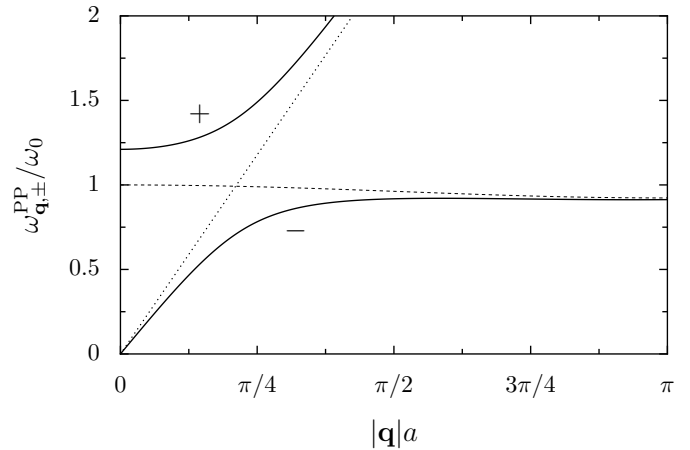


Fig. 2. Solid lines: plasmon polariton dispersion (22) along the ΓX direction in the first Brillouin zone (see the inset in Fig. 1) and for transverse light polarization ($\hat{\mathbf{q}} \cdot \hat{\mathbf{e}} = 0$). Dotted line: dispersion $\omega_{\mathbf{q}}^{\text{ph}}$ of free light. Dashed line: collective plasmon dispersion (13). In the figure, $a = 3r$ and $c/\omega_0 = 3a/2$.

in the yz plane, see the inset in Fig. 1). For wavenumbers close to the edge of the first Brillouin zone, the $+$ and $-$ branches of the plasmon polariton dispersion (22) asymptotically approach the light and the collective plasmon dispersion, respectively. When $|\mathbf{q}| \rightarrow 0$, however, the $-$ branch goes to $\omega_{\mathbf{q}}^{\text{ph}} \rightarrow 0$, while the $+$ branch tends to $\omega_{|\mathbf{q}| \rightarrow 0,+}^{\text{PP}} \simeq \omega_0(1 + 8\pi\Omega/\omega_0)^{1/2}$. Thus the strong plasmon-photon coupling results in a gap of the order of $\Delta \simeq 4\pi\Omega$ in the plasmon polariton dispersion. This has important consequences on the optical properties of our simple cubic array of nanoparticles. Indeed, for frequencies within the band gap, no plasmon polariton can propagate in the metamaterial, such that the reflectivity of the latter is equal to one. We estimate that for an interparticle distance $a = 3r$, the polaritonic gap Δ is about 25% of the Mie frequency ω_0 . For noble-metal nanoparticles, the latter usually lies in the visible range ($\omega_0 \simeq 2 - 3 \text{ eV}/\hbar$), yielding a polaritonic gap of about $\Delta \simeq 0.5 - 0.75 \text{ eV}/\hbar$.

Remarkably, the plasmon polariton dispersion (22) can be tuned by the polarization of light through the modification of the collective plasmon dispersion (13) (see Fig. 1). This is illustrated in Fig. 3, which shows the plasmon polariton dispersion along the ΓM direction in the first Brillouin zone (see the inset in Fig. 1) for two polarization angles ξ defined through the transverse polarization $\hat{\mathbf{e}} = \cos \xi \hat{\mathbf{e}}_1 + \sin \xi \hat{\mathbf{e}}_2$, with $\hat{\mathbf{e}}_1 = \hat{\mathbf{z}} \times \hat{\mathbf{q}}/|\hat{\mathbf{z}} \times \hat{\mathbf{q}}|$ and $\hat{\mathbf{e}}_2 = \hat{\mathbf{q}} \times \hat{\mathbf{e}}_1/|\hat{\mathbf{q}} \times \hat{\mathbf{e}}_1|$. As can be seen from Fig. 3, the $-$ branch of the plasmon polariton is significantly modulated by the polarization of light. This effect results from the dependence on polarization of the collective plasmon dispersion (dashed lines in the figure) and on the consequent spatial dispersion of the dielectric function (21).³ Hence, the polaritonic band gap, defined as $\Delta = \omega_{|\mathbf{q}|=0,+}^{\text{PP}} - \max(\omega_{\mathbf{q},-}^{\text{PP}})$, can be significantly modu-

³ Within our nearest-neighbour coupling approximation, there are, however, exceptional directions in q -space for which the plasmon polariton band structure does not depend on the

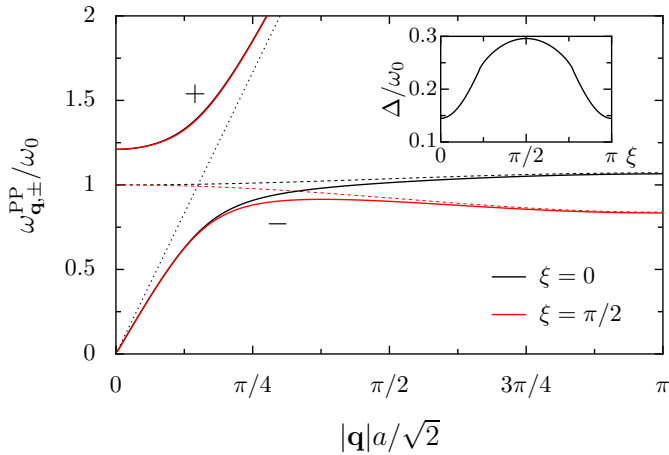


Fig. 3. Solid lines: plasmon polariton dispersion (22) along the ΓM direction in the first Brillouin zone and for two transverse light polarizations characterized by the angle ξ (see text). Dotted line: dispersion $\omega_{\mathbf{q}}^{\text{ph}}$ of light. Dashed lines: collective plasmon dispersion (13). Inset: polaritonic band gap as a function of polarization angle. Same parameters as in Fig. 2.

lated (by about 50%) by tilting the polarization of light, as shown in the inset of Fig. 3. Considering the amplitude of the effect, this feature should be clearly measurable in an experiment measuring the reflectivity of the metamaterial as a function of frequency. The size of the stop band presenting perfect reflection should thus be significantly modulated by the polarization of incoming light.

Plasmonic damping, that may mask the above gap and its modulation, is of crucial importance for the experimental observability of the effect we are predicting. The plasmon polaritons are mainly subject to two sources of dissipation: Ohmic (absorption) losses and Landau damping, i.e., the decay into electron-hole pairs [38, 39]. In the present context, radiation damping is irrelevant due to the very definition of plasmon polaritons which are eigenstates of the coupled plasmon-photon system. A conservative estimate of the Ohmic losses from a Drude model yields, at room temperature and for silver, a Drude linewidth $\gamma_D \simeq 17 \text{ meV}/\hbar$ [40]. The Landau damping decay rate can be expressed for an isolated metallic nanoparticle as $\gamma_L = 3v_F g/4r$, where v_F is the Fermi velocity and g a numerical factor of order one [38].⁴ For Ag nanoparticles, one has $\hbar\gamma_L \simeq 690 \text{ meV}/r[\text{nm}]$, so that for the nanoparticle sizes we consider, typically with radii of the order of 10 nm, the total plasmonic linewidth is up to $0.1 \text{ eV}/\hbar$ for silver nanoparticles. As a consequence, the polaritonic band gap and its modulation estimated above should be clearly observable in an experiment. Our estimate of the plasmon polariton linewidth also shows that it is dominated by Landau damping. The quantum origin of this dis-

direction of the transverse polarization for symmetry reasons, e.g., the ΓX and ΓR directions.

⁴ This estimate still holds for near-field coupled nanoparticles, see [41].

sipative mechanism and its predominance with respect to absorption losses further justifies our quantum approach.⁵

6 Conclusion

We have developed an analytical quantum theory of the strong coupling regime between photons and collective plasmons in three-dimensional arrays of interacting metallic nanoparticles. Remarkably, the resulting plasmon polaritons present a band structure that can be significantly modulated by the polarization of light. Such a tunability crucially stems from the dipolar interactions between the localized surface plasmons in each nanoparticle. As a result, the dielectric function and thus the reflection and transmission coefficients of the metamaterial can be tuned by changing the polarization of light. The consequent optical birefringence is directly due to the anisotropic dipolar interactions between nanoparticles despite the symmetric lattice structure of the metamaterial.

Our results obtained for a simple cubic array can be easily extended to other types of metastructures, such as bcc, fcc, or hcp lattices of metallic nanoparticles, paving the way to quantum plasmonic metamaterials with fully tunable optical properties.

We thank W. L. Barnes, R. Caroni, B. Donnio, S. Foteinopoulou, J.-L. Gallani, P. Gilliot, O. Hess, R. A. Jalabert and D. Weimann for valuable discussions and useful comments. We acknowledge the CNRS PICS program (Contract No. 6384 APAG), the French National Research Agency ANR (Project No. ANR-14-CE26-0005-01 Q-MetaMat), and the Royal Society (International Exchange Grant No. IE140367) for financial support.

A Collective plasmon dispersion with dipole-dipole interaction beyond nearest neighbors

For simplicity of treatment and to highlight the main physical concepts behind our work, in Sect. 3 we only discuss the effects of interactions between nearest neighboring nanoparticles in the simple cubic lattice. However, as the dipole-dipole interaction decays as one over the cube of the interparticle distance, it is important to check the robustness of our results against the effect of interactions beyond nearest neighbors. In the following, we show that the plasmon dispersion discussed in Sect. 3 is not qualitatively modified by interactions beyond nearest neighbors. Specifically, we analytically compute the collective plasmon dispersion including next, third and fourth nearest neighbors and show that the interaction between the nearest neighbors alone captures the relevant physics of the problem.

⁵ For this reason, we also do not take into account absorption losses when quantizing the radiation in the medium. See, e.g., [42].

The purely plasmonic Hamiltonian (6) has to be supplemented by three extra terms $H_{\text{int}}^{(2)}$, $H_{\text{int}}^{(3)}$ and $H_{\text{int}}^{(4)}$ when the dipole-dipole interaction between next, third and fourth nearest neighbors are taken into account, viz.

$$H_{\text{pl}} = H_0 + H_{\text{int}} + \sum_{n=2}^4 H_{\text{int}}^{(n)}, \quad (23)$$

with

$$H_{\text{int}}^{(2)} = \frac{Q^2}{8\pi\epsilon_0(\sqrt{2}a)^3} \sum_{\mathbf{R}} \sum_{j=1}^3 \sum_{\sigma=\pm} C_{j\sigma}^{(2)} h(\mathbf{R}) \times [h(\mathbf{R} + \mathbf{e}_{j\sigma}^{(2)}) + h(\mathbf{R} - \mathbf{e}_{j\sigma}^{(2)})], \quad (24a)$$

$$H_{\text{int}}^{(3)} = \frac{Q^2}{8\pi\epsilon_0(\sqrt{3}a)^3} \sum_{\mathbf{R}} \sum_{j=1}^2 \sum_{\sigma=\pm} C_{j\sigma}^{(3)} h(\mathbf{R}) \times [h(\mathbf{R} + \mathbf{e}_{j\sigma}^{(3)}) + h(\mathbf{R} - \mathbf{e}_{j\sigma}^{(3)})], \quad (24b)$$

$$H_{\text{int}}^{(4)} = \frac{Q^2}{8\pi\epsilon_0(2a)^3} \sum_{\mathbf{R}} \sum_{j=1}^3 C_j h(\mathbf{R}) \times [h(\mathbf{R} + 2\mathbf{e}_j) + h(\mathbf{R} - 2\mathbf{e}_j)]. \quad (24c)$$

Here, $H_{\text{int}}^{(n)}$ represents the dipole-dipole interaction Hamiltonian between the n th nearest neighbors. We define

$$C_{1\sigma}^{(2)} = 1 - \frac{3}{2} \sin^2 \theta (\cos \varphi + \sigma \sin \varphi)^2, \quad (25a)$$

$$C_{2\sigma}^{(2)} = 1 - \frac{3}{2} (\sin \theta \sin \varphi + \sigma \cos \theta)^2, \quad (25b)$$

$$C_{3\sigma}^{(2)} = 1 - \frac{3}{2} (\sin \theta \cos \varphi + \sigma \cos \theta)^2, \quad (25c)$$

$$C_{1\sigma}^{(3)} = 1 - (\sin \theta \cos \varphi + \sin \theta \sin \varphi + \sigma \cos \theta)^2, \quad (25d)$$

$$C_{2\sigma}^{(3)} = 1 - (\sin \theta \cos \varphi - \sin \theta \sin \varphi + \sigma \cos \theta)^2, \quad (25e)$$

as well as the vectors $\mathbf{e}_{1\sigma}^{(2)} = \mathbf{e}_1 + \sigma\mathbf{e}_2$, $\mathbf{e}_{2\sigma}^{(2)} = \mathbf{e}_2 + \sigma\mathbf{e}_3$, $\mathbf{e}_{3\sigma}^{(2)} = \mathbf{e}_1 + \sigma\mathbf{e}_3$, $\mathbf{e}_{1\sigma}^{(3)} = \mathbf{e}_1 + \mathbf{e}_2 + \sigma\mathbf{e}_3$, and $\mathbf{e}_{2\sigma}^{(3)} = \mathbf{e}_1 - \mathbf{e}_2 + \sigma\mathbf{e}_3$. Using the bosonic ladder operator in momentum space $b_{\mathbf{q}}$ and its adjoint, the plasmonic Hamiltonian (23) including dipole-dipole interactions up to the fourth nearest neighbors then reads

$$H_{\text{pl}} = \hbar \sum_{\mathbf{q}} \left\{ \left[\omega_0 + 2\Omega \left(f_{\mathbf{q}} + \sum_{n=2}^4 f_{\mathbf{q}}^{(n)} \right) \right] b_{\mathbf{q}}^{\dagger} b_{\mathbf{q}} + \Omega \left(f_{\mathbf{q}} + \sum_{n=2}^4 f_{\mathbf{q}}^{(n)} \right) (b_{\mathbf{q}}^{\dagger} b_{-\mathbf{q}}^{\dagger} + b_{-\mathbf{q}} b_{\mathbf{q}}) \right\}, \quad (26)$$

with

$$f_{\mathbf{q}}^{(2)} = \frac{1}{2\sqrt{2}} \sum_{j=1}^3 \sum_{\sigma=\pm} C_{j\sigma}^{(2)} \cos(\mathbf{q} \cdot \mathbf{e}_{j\sigma}^{(2)}), \quad (27a)$$

$$f_{\mathbf{q}}^{(3)} = \frac{1}{3\sqrt{3}} \sum_{j=1}^2 \sum_{\sigma=\pm} C_{j\sigma}^{(3)} \cos(\mathbf{q} \cdot \mathbf{e}_{j\sigma}^{(3)}), \quad (27b)$$

$$f_{\mathbf{q}}^{(4)} = \frac{1}{8} \sum_{j=1}^3 C_j \cos(2\mathbf{q} \cdot \mathbf{e}_j). \quad (27c)$$

As explicated in Sect. 3, the Hamiltonian (26) above can be diagonalized by a Bogoliubov transformation, leading to the collective plasmon dispersion

$$\omega_{\mathbf{q}}^{\text{pl}(4)} = \omega_0 \sqrt{1 + 4 \frac{\Omega}{\omega_0} \left(f_{\mathbf{q}} + \sum_{n=2}^4 f_{\mathbf{q}}^{(n)} \right)}. \quad (28)$$

The dispersion relation (28) is shown in Fig. 4 for various polarization angles of the localized surface plasmons (solid lines). For comparison, we also show in Fig. 4 the plasmon dispersion (13) that only includes nearest neighbor interactions (dotted lines), as well as the dispersion

$$\omega_{\mathbf{q}}^{\text{pl}(2)} = \omega_0 \sqrt{1 + 4 \frac{\Omega}{\omega_0} (f_{\mathbf{q}} + f_{\mathbf{q}}^{(2)})} \quad (29)$$

and

$$\omega_{\mathbf{q}}^{\text{pl}(3)} = \omega_0 \sqrt{1 + 4 \frac{\Omega}{\omega_0} \left(f_{\mathbf{q}} + \sum_{n=2}^3 f_{\mathbf{q}}^{(n)} \right)} \quad (30)$$

that include the next nearest and third nearest neighbors (dashed and dashed-dotted lines in Fig. 4, respectively). As can be seen from the figure, dipole-dipole interactions beyond the nearest neighbor contribution do not lead to dramatic qualitative changes in the collective plasmon dispersion relation. For clarity, in the main text we thus limit ourselves to the discussion of dipole-dipole interaction effects between nearest neighbors only.

B Derivation of the plasmon polariton dispersion

Below, we provide a detailed derivation of the plasmon polariton dispersion relation (22), as well as of the associated dielectric function (21), following [29]. In terms of the operators $\beta_{\mathbf{q}}$ and $\beta_{\mathbf{q}}^{\dagger}$ ($c_{\mathbf{q}}$ and $c_{\mathbf{q}}^{\dagger}$) annihilating and creating a collective plasmon (a photon) of momentum \mathbf{q} with dispersion $\omega_{\mathbf{q}}^{\text{pl}}$ ($\omega_{\mathbf{q}}^{\text{ph}}$), respectively, the total Hamiltonian (19) of our system reads

$$H = \hbar \sum_{\mathbf{q}} \left[A_{\mathbf{q}} c_{\mathbf{q}}^{\dagger} c_{\mathbf{q}} + B_{\mathbf{q}} \beta_{\mathbf{q}}^{\dagger} \beta_{\mathbf{q}} + iC_{\mathbf{q}} \left(\beta_{\mathbf{q}}^{\dagger} c_{\mathbf{q}} - c_{\mathbf{q}}^{\dagger} \beta_{\mathbf{q}} + \beta_{\mathbf{q}}^{\dagger} c_{-\mathbf{q}}^{\dagger} - c_{-\mathbf{q}} \beta_{\mathbf{q}} \right) + D_{\mathbf{q}} \left(c_{\mathbf{q}}^{\dagger} c_{\mathbf{q}} + c_{\mathbf{q}} c_{\mathbf{q}}^{\dagger} + c_{\mathbf{q}}^{\dagger} c_{-\mathbf{q}}^{\dagger} + c_{-\mathbf{q}} c_{\mathbf{q}} \right) \right]. \quad (31)$$

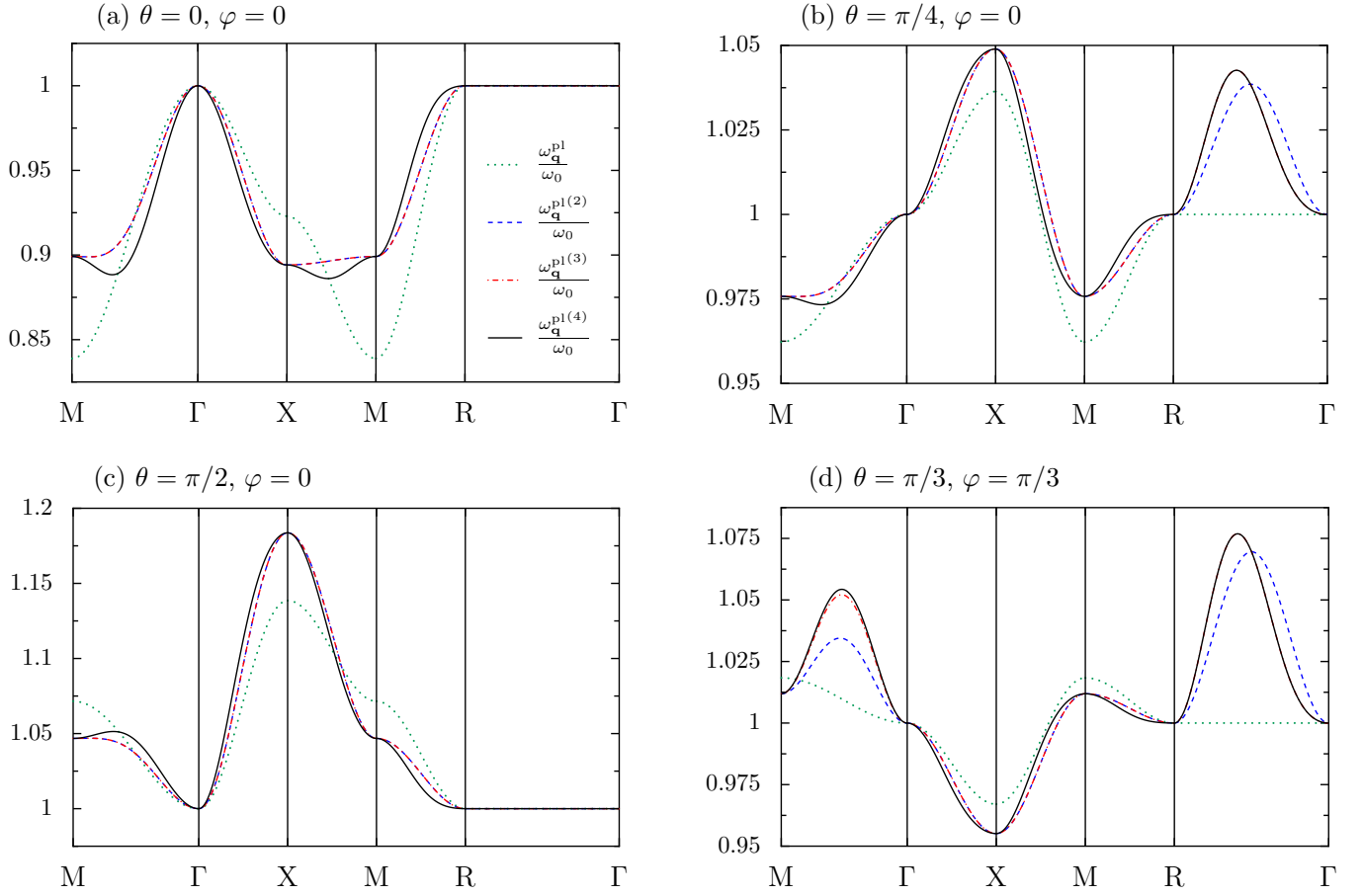


Fig. 4. Collective plasmon dispersion relation with dipole-dipole interaction including nearest (dotted), next nearest (dashed), third nearest (dashed-dotted) and fourth nearest neighbors (solid lines) along the high symmetry axes in the first Brillouin zone, for various polarization angles (θ, φ). In the figure, $r = a/3$.

Here we introduced the notation

$$A_{\mathbf{q}} = \omega_{\mathbf{q}}^{\text{ph}}, \quad (32a)$$

$$B_{\mathbf{q}} = \omega_{\mathbf{q}}^{\text{pl}}, \quad (32b)$$

$$C_{\mathbf{q}} = \omega_0 \xi_{\mathbf{q}} (\cosh \vartheta_{\mathbf{q}} - \sinh \vartheta_{\mathbf{q}}), \quad (32c)$$

$$D_{\mathbf{q}} = \omega_0 \xi_{\mathbf{q}}^2. \quad (32d)$$

Note that these four coefficients are invariant under the transformation $\mathbf{q} \rightarrow -\mathbf{q}$.

Introducing the new bosonic operators (20) and imposing the diagonal form of the Heisenberg equation of motion $[\gamma_{\mathbf{q}}, H] = \hbar\omega\gamma_{\mathbf{q}}$, we get with (31) the set of equations

$$\begin{pmatrix} A_{\mathbf{q}} + 2D_{\mathbf{q}} - \omega & iC_{\mathbf{q}} & -2D_{\mathbf{q}} & iC_{\mathbf{q}} \\ -iC_{\mathbf{q}} & B_{\mathbf{q}} - \omega & iC_{\mathbf{q}} & 0 \\ 2D_{\mathbf{q}} & iC_{\mathbf{q}} & -A_{\mathbf{q}} - 2D_{\mathbf{q}} - \omega & iC_{\mathbf{q}} \\ iC_{\mathbf{q}} & 0 & -iC_{\mathbf{q}} & -B_{\mathbf{q}} - \omega \end{pmatrix} \times \begin{pmatrix} w_{\mathbf{q}} \\ x_{\mathbf{q}} \\ y_{\mathbf{q}} \\ z_{\mathbf{q}} \end{pmatrix} = 0. \quad (33)$$

The system above only has nontrivial solutions when its determinant is zero. Noticing that $B_{\mathbf{q}}D_{\mathbf{q}} - C_{\mathbf{q}}^2 = 0$ (see (32)) the condition above yields the eigenvalue equation

$$\epsilon(\mathbf{q}, \omega) \equiv \frac{A_{\mathbf{q}}^2}{\omega^2} = 1 + \frac{4A_{\mathbf{q}}D_{\mathbf{q}}}{B_{\mathbf{q}}^2 - \omega^2}, \quad (34)$$

where $\epsilon(\mathbf{q}, \omega)$ is the frequency- and wavevector-dependent dielectric function of the system. Solving for (34) gives the plasmon polariton dispersion

$$\omega_{\mathbf{q}, \pm}^{\text{PP}} = \frac{1}{\sqrt{2}} \left[A_{\mathbf{q}}^2 + B_{\mathbf{q}}^2 + 4A_{\mathbf{q}}D_{\mathbf{q}} \pm \sqrt{(A_{\mathbf{q}}^2 + B_{\mathbf{q}}^2 + 4A_{\mathbf{q}}D_{\mathbf{q}})^2 - 4A_{\mathbf{q}}^2B_{\mathbf{q}}^2} \right]^{1/2}. \quad (35)$$

With the coefficients (32), (34) and (35) then translate into the dielectric function (21) and the plasmon polariton dispersion (22).

References

1. W. L. Barnes, A. Dereux, T. W. Ebbesen, *Nature* **424**, 824 (2003)

2. S. A. Maier, *Plasmonics: Fundamentals and Applications* (Springer-Verlag, Berlin, 2007)
3. J. B. Pendry, A. Aubry, D. R. Smith, S. A. Maier, *Science* **337**, 549 (2012)
4. V. G. Veselago, *Sov. Phys. Usp.* **10**, 509 (1968)
5. D. R. Smith, W. J. Padilla, D. C. Vier, S. C. Nemat-Nasser, S. Schultz, *Phys. Rev. Lett.* **84**, 4184 (2000)
6. R. A. Shelby, D. R. Smith, S. Schultz, *Science* **292**, 77 (2001)
7. J. B. Pendry, *Phys. Rev. Lett.* **85**, 3966 (2000)
8. N. Fang, H. Lee, C. Sun, X. Zhang, *Science* **308**, 534 (2005)
9. U. Leonhardt, *Science* **312**, 1777 (2006)
10. J. B. Pendry, D. Schurig, D. R. Smith, *Science* **312**, 1780 (2006)
11. D. Schurig, J. J. Mock, B. J. Justice, S. A. Cummer, J. B. Pendry, A. F. Starr, D. R. Smith, *Science* **314**, 977 (2006)
12. K. L. Tsakmakidis, A. D. Boardman, O. Hess, *Nature* **450**, 397 (2007)
13. A. Silva, F. Monticone, G. Castaldi, V. Galdi, A. Alù, N. Engheta, *Science* **343**, 160 (2014)
14. M. S. Tame, K. R. McEnery, Ş. K. Özdemir, J. Lee, S. A. Maier, M. S. Kim, *Nat. Phys.* **9**, 329 (2013)
15. J. R. Krenn, A. Dereux, J. C. Weeber, E. Bourillot, Y. Lacroute, J. P. Goudonnet, G. Schider, W. Gotschy, A. Leitner, F. R. Aussenegg, C. Girard, *Phys. Rev. Lett.* **82**, 2590 (1999)
16. S. A. Maier, M. L. Brongersma, P. G. Kik, H. A. Atwater, *Phys. Rev. B* **65**, 193408 (2002)
17. N. Féridj, J. Aubard, G. Lévi, J. R. Krenn, G. Schider, A. Leitner, F. R. Aussenegg, *Phys. Rev. B* **66**, 245407 (2002)
18. S. A. Maier, P. G. Kik, H. A. Atwater, S. Meltzer, E. Harel, B. E. Koel, A. A. G. Requicha, *Nature Mater.* **2**, 229 (2003)
19. L. A. Sweatlock, S. A. Maier, H. A. Atwater, J. J. Penninkhof, A. Polman, *Phys. Rev. B* **71**, 235408 (2005)
20. D. K. Polyushkin, E. Hendry, E. K. Stone, W. L. Barnes, *Nano Lett.* **11**, 4718 (2011)
21. M. Quinten, A. Leitner, J. R. Krenn, F. R. Aussenegg, *Opt. Lett.* **23**, 1331 (1998)
22. M. L. Brongersma, J. W. Hartman, H. A. Atwater, *Phys. Rev. B* **62**, R16356 (2000)
23. S. Y. Park, D. Stroud, *Phys. Rev. B* **69**, 125418 (2004)
24. W. H. Weber, G. W. Ford, *Phys. Rev. B* **70**, 125429 (2004)
25. A. F. Koenderink, A. Polman, *Phys. Rev. B* **74**, 033402 (2006)
26. A. F. Koenderink, *Nano Lett.* **9**, 4228 (2009)
27. G. Weick, C. Woollacott, W. L. Barnes, O. Hess, E. Mariani, *Phys. Rev. Lett.* **110**, 106801 (2013)
28. U. Fano, *Phys. Rev.* **103**, 1202 (1956)
29. J. J. Hopfield, *Phys. Rev.* **112**, 1555 (1958)
30. B. Donnio, P. García-Vázquez, J.-L. Gallani, D. Guillon, E. Terazzi, *Adv. Mater.* **19**, 3534 (2007)
31. S. J. Tan, M. J. Campolongo, D. Luo, W. Cheng, *Nature Nanotech.* **6**, 268 (2011)
32. U. Kreibig, M. Vollmer, *Optical Properties of Metal Clusters* (Springer-Verlag, Berlin, 1995).
33. L. G. Gerchikov, C. Guet, A. N. Ipatov, *Phys. Rev. A* **66**, 053202 (2002)
34. G. Weick, G.-L. Ingold, R. A. Jalabert, D. Weinmann, *Phys. Rev. B* **74**, 165421 (2006)
35. C. Cohen-Tannoudji, J. Dupont-Roc, G. Grynberg, *Photons and Atoms: Introduction to Quantum Electrodynamics* (Wiley-VCH, Weinheim, 2004)
36. V. M. Agranovich, V. L. Ginzburg, *Crystal Optics with Spatial Dispersion, and Excitons* (Springer-Verlag, Berlin, 1984)
37. M. Born, E. Wolf, *Principles of Optics* (Pergamon Press, Oxford, 1980)
38. A. Kawabata, R. Kubo, *J. Phys. Soc. Jpn.* **21**, 1765 (1966)
39. G. Weick, R. A. Molina, D. Weinmann, R. A. Jalabert, *Phys. Rev. B* **72**, 115410 (2005)
40. N. W. Ashcroft, N. D. Mermin, *Solid State Physics* (Harcourt, Fort Worth, 1976)
41. A. Brandstetter-Kunc, G. Weick, D. Weinmann, R. A. Jalabert, [arXiv:1407.6569](https://arxiv.org/abs/1407.6569) (2014)
42. W. Vogel, D. G. Welsch, *Quantum Optics* (Wiley-VCH, Weinheim, 2006)