

Numerical study of a transition between \mathbb{Z}_2 topologically ordered phases

Siddhardh C. Morampudi,¹ Curt von Keyserlingk,² and Frank Pollmann¹

¹Max-Planck-Institut für Physik komplexer Systeme, Dresden, Germany

²Rudolf Peierls Centre for Theoretical Physics, 1 Keble Road, Oxford, OX1 3NP, United Kingdom

Distinguishing different topologically ordered phases and characterizing phase transitions between them is a difficult task due to the absence of local order parameters. In this paper, we use a combination of analytical and numerical approaches to distinguish two such phases and characterize a phase transition between them. The “toric code” and “double semion” models are simple lattice models exhibiting \mathbb{Z}_2 topological order. Although both models express the same topological ground state degeneracies and entanglement entropies, they are distinct phases of matter because their emergent quasi-particles obey different statistics. For a 1D model, we tune a phase transition between these two phases and obtain an exact solution to the entire phase diagram, finding a second-order Ising \times Ising transition. We then use exact diagonalization to study the 2D case and find indications of a first-order transition. We show that the quasi-particle statistics provides a robust indicator of the distinct topological orders throughout the whole phase diagram.

I. INTRODUCTION

Phases of matter and phase transitions are usually classified using Landau’s symmetry breaking theory, which distinguishes different phases of matter using local order parameters. However, it has become clear that some quantum phases do not fall into this paradigm; they possess a *topological order*¹ which cannot be detected by local order parameters. Prominent examples of these phases include the fractional quantum Hall effect² and gapped spin liquids^{3–8} that appear in some highly frustrated systems.

Topological order is characterized by presence of *long-range entanglement*, which means that the state cannot be transformed into a product state through a local unitary evolution.⁹ This long-range entanglement can give rise to some unique properties in topologically ordered phases such as a topological ground state degeneracy and fractionalized (anyonic) excitations.¹⁰ The topological degeneracy is a degeneracy of the ground-state wavefunction that depends on the topology of the system and is robust against any small and local perturbations. The anyonic excitations are characterized by their braiding statistics that is quantified by two matrices, the U and S -matrices. The two matrices correspond to the exchange and mutual statistics of the excitations respectively.¹¹

Since topological order cannot be characterized by local order parameters, it is difficult to uniquely identify a topologically ordered phase. The most common method to identify a topologically ordered phase is through the use of the topological entanglement entropy.^{12–17} However, this method is not unique as multiple topologically ordered phases can have the same topological entanglement entropy.¹⁸ A more unique characterization is to directly calculate the U and S -matrices of the phase. This approach has been used to detect topologically ordered phases in a number of recent works.^{19–22} Another interesting question is the nature of phase transitions between topologically ordered phases. Since these transitions do not fall readily into the traditional symmetry-breaking paradigm, they are still poorly understood in general. Previous numerical studies have so far mostly concentrated on transitions from topologically ordered phases into trivial phases and not between two topologically ordered phases.^{23,24}

To explore the above questions, we consider two microscopic Hamiltonians, the toric code (TC)²⁵ and the double semion (DSem)^{26,27} model. These are simple examples of more general string-net models which describe a large class of achiral topologically ordered phases. The TC model is a canonical example of topological order in 2D; it possesses a ground state degeneracy on a torus and non-vanishing topological entanglement entropy which distinguishes it from a trivial product state. The TC order is found in superconductors²⁸ and the Heisenberg antiferromagnet on the kagome lattice.^{7,16,29} The related DSem model exhibits the same degeneracy and entanglement entropy as the TC model, but represents a different kind of order because its excitations have different statistics. The DSem phase can be realized as a bilayer of $\nu = \pm 1/2$ bosonic Laughlin-states,¹⁷ and may also be realized in spin-models on the kagome lattice.^{30,31} Both the TC and the DSem represent \mathbb{Z}_2 topological orders because they are both \mathbb{Z}_2 gauge theories.^{32,33}

The aim of this paper is two-fold. First, we examine a Hamiltonian that exhibits multiple topologically ordered phases and we try to identify its phase diagram. We make use of recent advances that allow us to calculate the U and S -matrices numerically from a full set of topologically degenerate ground state wave functions.^{19,20,22} We implement the procedure using exact diagonalization and show that, even for small systems, the U and the S -matrices give a far more robust diagnostic of the topological order of a phase than the more traditional topological entanglement entropy measurement. Second, we discuss the nature of the transition between the TC and DSem phases. In phase transitions between the TC and non-topological states, the disappearance of topological order is due to a condensation of vortices, which leads to a confinement of point charges.^{23,24,34} However, the tuning between TC and DSem models cannot be viewed as a simple confinement transition. Using exact diagonalization, we find indications for a first-order transition at the boundary of the two phases.

This work is organized as follows. In Sec. II, we review the Hamiltonians for the TC and DSem models, and give a natural prescription for tuning between the two models. This gives rise to a family of Hamiltonians which we solve exactly for a 1D chain in Sec. III. In Sec. IV, we perform an exact

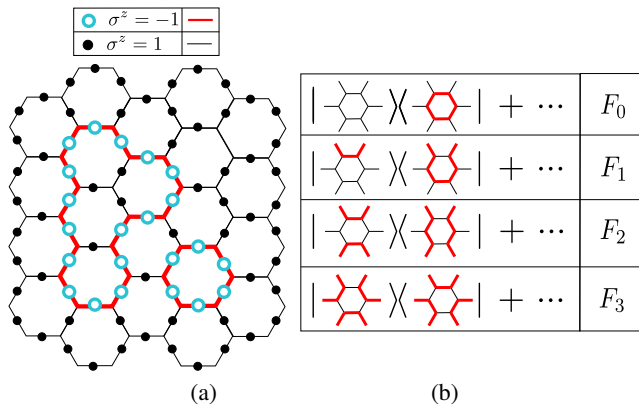


Figure 1: (a) indicates the mapping from the spin to the loop space. (b) shows the terms in the Hamiltonian. The dots indicate hermitian conjugates of the ones shown here and also equivalent terms obtained by rotating the lattice.

diagonalization study of the transition between the TC and DSem models for a 2D system. We first extract the nature of the transition using the energy spectrum and then calculate the U and the S -matrices numerically which we use as non-local order parameters to distinguish the two phases. We finally conclude in Sec. V with a summary and brief discussion of our main results.

II. MODEL

Before introducing our model, we give a brief review of the TC and DSem models,^{26,27} their ground states, and the statistics of their emergent excitations.

Toric Code (TC)

The Hilbert space of the TC consists of a tensor product of $\sigma^z = \pm 1$ living on each edge of a honeycomb lattice. In the remainder of this paper, we will visualize configurations of these spins by coloring in edges with $\sigma^z = -1$, while leaving $\sigma^z = 1$ uncolored as indicated in Figure 1(a). The Hamiltonian has the form

$$H^{\text{TC}} = -\epsilon_P \sum_p \prod_{k \in \partial p} \sigma_k^x - \epsilon_V \sum_v \prod_{k \in s(v)} \sigma_k^z \quad (1)$$

with $\epsilon_P, \epsilon_V > 0$. The sums \sum_p, \sum_v run over all plaquettes and vertices respectively, ∂p are the six edges on the boundary of plaquette p , and $s(v)$ are the three edges attached to vertex v . The vertex operator B_v has eigenvalues ± 1 depending on whether there are an even/odd number of down-spins on the edges coming into vertex v . On the other hand, the plaquette term B_p^{TC} flips the spins on every edge of a plaquette p and commutes with B_v because it flips a pair of spins at each

vertex v . Since also clearly $[B_v, B_{v'}] = [B_p^{\text{TC}}, B_{p'}^{\text{TC}}] = 0$, the Hamiltonian is a sum of commuting operators, allowing us to write down its ground states and excitations exactly. The ground states are defined by $B_p^{\text{TC}} = B_v = 1$ for all v, p . The $B_v = 1$ condition implies that the ground state is a superposition of closed loop configurations of the σ^z spins, while the $B_p^{\text{TC}} = 1$ condition implies that all terms in this superposition have equal weight.

When the system is placed on a torus, the \mathbb{Z}_2 topological order of the TC model manifests itself through a four-fold degeneracy. The degenerate ground states can be distinguished by the winding number parities around the torus measured by

$$P_{\gamma_{x(y)}}^z = \prod_{k \in \gamma_{x(y)}} \sigma_k^z, \quad (2)$$

where $\gamma_{x(y)}$ is a long loop around the $x(y)$ direction of the torus (Fig. 7). We then label the four sectors as (00, 01, 10 and 11), according to whether there is an even/odd number of loops winding around the x and y direction of the torus.

For future reference we note that we can rewrite the plaquette term (at least when all $B_v = 1$, i.e., no broken loops are allowed) as

$$B_p^{\text{TC}} = F_0 + F_1 + F_2 + F_3 \quad (3)$$

where the F 's are defined in Figure 1(b). The operator F_0 either creates or destroys a single loop, F_1 changes the size of the loops, F_2 changes the number of loops by joining or breaking them and F_3 changes the number of loops by an even number.

There are three non-trivial deconfined anyon charges in the theory: the charge 1 electric defects e , the π flux magnetic defects m , and a bound-state of charge and flux $\psi \equiv e \times m$ which behaves like a fermion. In the model, an e particle is associated with a vertex defect $B_v = -1$, the m particle is associated with a plaquette defect $B_p^{\text{TC}} = -1$ and the fermion ψ is associated with both a vertex and plaquette defect. The excitations can only be created in pairs. For example, breaking the end of a loop creates two electric defects (e) at the two ends of the broken loop.

Double Semion (DSem)

The DSem model is defined on the same Hilbert space as the TC, and has the Hamiltonian

$$H^{\text{DSem}} = \epsilon_P \sum_p \prod_{k \in \partial p} \sigma_k^x \left[\prod_{j \in s(p)} i^{(1-\sigma_j^z)/2} \right] \mathcal{P}_v - \epsilon_V \sum_v \prod_{k \in s(v)} \sigma_k^z \quad (4)$$

where $s(v), \partial p$ are defined as before, and where $s(p)$ is the set of six legs radiating from plaquette p , and \mathcal{P}_v is a projector onto states with $B_v = 1$ for all v . The DSem Hamiltonian is the same as that of the TC, except that the plaquette terms

differ: firstly, the plaquette term is only active on states with $\mathcal{P}_v = 1$. Secondly, in addition to flipping the edges of p , the new B_p^{DSem} operator has a phase of ± 1 depending on the spins in $s(p)$. In addition, the plaquette component of the DSem Hamiltonian appears with a total (+) sign rather than a (-) sign.

It can be verified that $[B_v, B_p^{\text{DSem}}] = 0$, so we may restrict ourselves to the study of the subspace with all $B_v = 1$, i.e., we consider states consisting of superpositions of closed loops. In this subspace, $[B_p^{\text{DSem}}, B_{p'}^{\text{DSem}}] = 0$ for all plaquettes p, p' . Once again, the Hamiltonian is exactly solvable, and the ground state saturates a lower bound on the Hamiltonian by having $B_p^{\text{DSem}} = -1$ and $B_v = 1$ for all p, v . Like the TC, the DSem model has a topological degeneracy when placed on a torus.

At this point, it is helpful to rephrase the plaquette term in the $\mathcal{P}_v = 1$ sector slightly differently. We can rewrite the plaquette term in the form:

$$B_p^{\text{DSem}} = F_0 - F_1 + F_2 - F_3 \quad (5)$$

Here we see that the F_0, F_2 terms have a relative sign with respect to the F_1, F_3 terms – in the TC case, all the F terms have a + sign. F_0 and F_2 can change the number of loops by an odd number and thus can change the parity of the loop sector whereas F_1 and F_3 only change the number of loops by an even number and thus preserve the parity of the loop sector. This, along with the fact that $B_p^{\text{DSem}} = 1$ tells us that the ground state is a superposition of loop configurations weighted with a phase of $U = (-1)^{\#\text{loops}}$. Indeed, this operator \hat{U} is a non-local unitary transformation relating the two Hamiltonians to each other (at least within the $\mathcal{P}_v = 1$ sector) through

$$H^{\text{DSem}} = (-1)^{\#\text{loops}} H^{\text{TC}} (-1)^{\#\text{loops}}, \quad (6)$$

and thus the two models have the same spectrum. Like the TC, the DSem model has three non-trivial deconfined anyonic charges. There are positive and negative chirality semions s^+, s^- as well as a π flux defect which can be thought of as a bound state of the semions $m = s^+ \times s^-$. There is some freedom and subtlety involved in defining these excitations near their endpoints,³⁵ but for the purposes of this work the s^+ is associated with a vertex defect $B_v = -1$, the m is associated with a plaquette defect $B_p^{\text{DSem}} = 1$ while the s^- is associated with a combination of plaquette and vertex defects.

We have seen that a simple change in the definition of the plaquette operators has led to a substantial change in the excitations present in the theory. To explore a transition between these phases, we consider a Hamiltonian which interpolates between the TC and DSem model

$$H(\eta, \mu, \lambda) = \eta H^{\text{TC}} + \mu H^{\text{DSem}} - \lambda \sum_{k=1}^n \sigma_k^z \quad (7)$$

where we have also introduced a magnetic field term λ . We work in a basis with only closed loops (Setting ϵ_V to a large

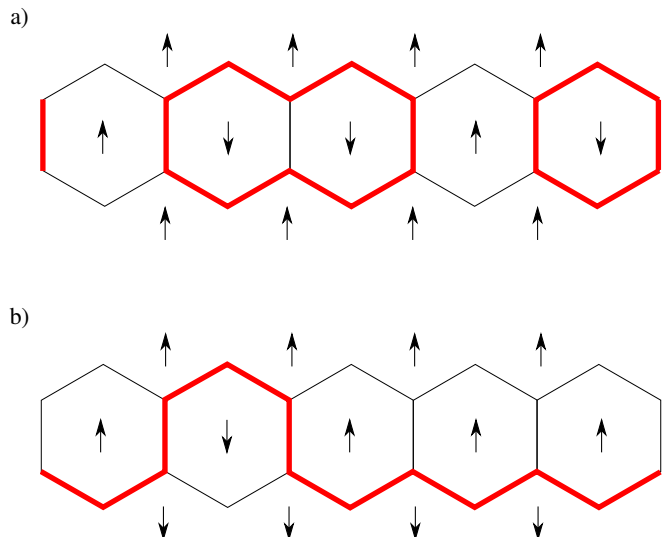


Figure 2: The ladder geometry used for the quasi-1D systems. In (a), we show the domain wall representation of loops in the even sector of the Hilbert space; note the use of auxiliary \uparrow spins off the lattice. (b) shows a domain wall representation for loops in the odd sector of the Hilbert space; here we need auxiliary \uparrow spins above the chain and \downarrow spins below it.

value to heavily penalize broken loops) and set $\epsilon_P = 1$. The magnetic field then acts as a string tension for the loops. We also impose the condition $\eta + \mu + \lambda = 1$ to explore a triangular phase diagram with exactly solvable points on the vertices. This Hamiltonian also has a topological degeneracy when placed on a torus. For any η or μ , a sufficient increase in λ will lead to a polarization of spins $\sigma^z = 1$. For $\eta = 0$ and $\mu > 0$ or $\eta > 0$ and $\mu = 0$, the transition to the polarized phase with increasing λ can be viewed as the standard confining transition in $(2+1)D \mathbb{Z}_2$ gauge theory where π flux vortices proliferate and destroy the topological order. This gives rise to 3D Ising critical exponents.²³ We will mainly be concerned with the transition associated with $\lambda = 0$ and tuning μ from 0 to 1 (or η from 1 to 0), which is *not a standard condensation transition* because both sides of the transition have the same number of deconfined species.

III. THE 1D TRANSITION

Before discussing the 2D topological phase transition, we solve the problem exactly on a quasi-1D ladder geometry³⁶ (Fig. 2) with the Hamiltonian of Eq. (7). We impose periodic boundary conditions, and further restrict ourselves to the sector of the Hilbert space with $B_v = 1$ i.e., no vertex defects. Loop configurations in this restricted space can be labelled even/odd, depending on whether an even or odd number of loops wind around the system. We concentrate on the even loop sector, and comment later on the odd loop sector which is less interesting because it reduces to the TC ladder Hamiltonian.

In the even sector [Fig. 2(a)], loop configurations can be

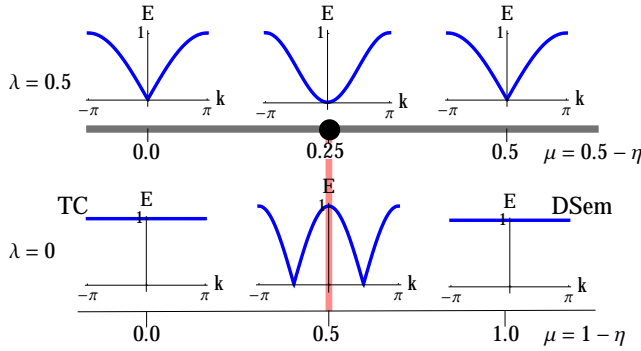


Figure 3: The spectrum of the 1D ladder model in the even sector at various points in the phase diagram. For $0 \leq \eta < \mu$ ($0 \leq \mu < \eta$) and $0 \leq \lambda < \mu(\eta)$ we are in the DSem (TC) phase, and the spectrum is fully gapped. For any $0 \leq \lambda < 0.5$ there is a continuous phase transition involving two critical Ising theories as we tune μ to be greater than η (vertical red line). For $\mu \neq \eta$ and when $\lambda = 0.5$ (horizontal thick line), there is a critical point in the 2D critical Ising universality class, and the spectrum has a single Dirac point. For $\lambda > 0.5$, σ^z loops are short, and the auxiliary Ising spins τ^z are ordered. At $\lambda = 0.5, \mu = \eta = 0.25$ which is the intersection of two lines of critical points (horizontal and vertical), the spectrum shows a quadratic dispersion.

realized as domains walls between Ising spins τ^z defined at the center of plaquettes. We first introduce auxiliary spins into the system: place $\tau^z = 1$ spins above the ladder, and $\tau^z = 1$ spins below the ladder as in Fig. 2. A string is present on an edge (M) of the lattice precisely when the plaquettes p, q bordering M have different Ising spins, so that $\sigma_M^z = \tau_p^z \tau_q^z$. Moreover, flipping the value of the Ising spin τ_p^z on a plaquette corresponds to adding a loop around plaquette p , so that $\tau_p^x = \prod_{M \in \partial p} \sigma_M^x$. With these variables

$$H(\eta, \mu, \lambda) = - \sum_r \tau_r^x [\eta - \mu \tau_{r-1}^z \tau_{r+1}^z] - \lambda \sum_r \tau_r^z \tau_{r+1}^z. \quad (8)$$

This effective Hamiltonian has been studied in the context of cold atoms.³⁷ For $\eta = \mu$ and $\lambda = 0$, this is also the effective Hamiltonian for the edge of a 2D Ising Symmetry Protected Topological (SPT) phase³⁸ with Ising symmetric boundary conditions. As an aside, we note that the odd winding number sector has the effective Hamiltonian $H(\eta + \mu, 0, \lambda)$ using the notation in Eq. (8). This is just a TC Hamiltonian in a magnetic field.

The general Hamiltonian Eq. (8) is amenable to a Jordan-Wigner transformation using $\tau_r^x = 1 - 2c_r^\dagger c_r$ and $\tau_r^z = \{\prod_{s < r} (1 - 2c_s^\dagger c_s)\} (c_r + c_r^\dagger)$. In the Majorana Fermion language $i\psi_r = c_r^\dagger - c_r$ and $\chi_r = c_r^\dagger + c_r$, and the Hamiltonian can be rewritten as:

$$H(\eta, \mu, \lambda) = -i \sum_s [\eta \chi_s^a \psi_s^a + \mu \chi_{s+1}^a \psi_s^a] - i\lambda \sum_r \psi_{r-1} \chi_r - i \sum_s [\eta \chi_s^b \psi_s^b + \mu \chi_{s+1}^b \psi_s^b] \quad (9)$$

where $\chi_s^a = \chi_{2s}$ and $\chi_s^b = \chi_{2s+1}$ and similarly for ψ . Thus the system consists of two fermion chains (the even and odd sites) coupled only by the magnetic field term λ .

The spectrum is exactly symmetric about $\eta = \mu$, which follows from the unitary transformation of Eq. (6).

Setting $\lambda = 0$, for $\eta = 0$ and $\mu = 1$ ($\eta = 1$ and $\mu = 0$), we are at the DSem (TC) fixed point and the spectrum is perfectly flat as expected. In both cases, loops ($\sigma^z = -1$) proliferate, or equivalently the τ^z Ising spins are disordered. Increasing λ away from either of the fixed points eventually leads to the confinement of loops (corresponding to an ordering of the dual Ising spins). The transition between short and long loop phases (confined and deconfined) is in the 2D Ising critical universality class. Setting $\lambda = 0$ and $\eta = 1 - \mu$ and tuning from $\mu = 0$ to 1 leads to a single transition at $\mu = \eta = 1/2$ with two gapless points, corresponding to two decoupled Ising models (Fig. 3). It is interesting to notice that, precisely at $\mu = \eta$, the number of domain walls $\hat{Q} = \sum_r \frac{1 + \sigma_r^z \sigma_{r+1}^z}{4} = \sum_r \frac{1 + i\psi_r \chi_{r+1}}{4}$ is a good quantum number. This symmetry is apparent in the fermion language if we rewrite

$$H(\eta, \mu, \lambda) = -i \sum_r \tilde{\Psi}_{r+1}^T \begin{pmatrix} \mu & 0 \\ 0 & \eta \end{pmatrix} \Psi_r + \frac{i\lambda}{2} \sum_r \tilde{\Psi}_r^T \Psi_r \quad (10)$$

where $\Psi_r = (\psi_{r-1} \ \chi_r)^T$, $\tilde{\Psi}_r = (\chi_r \ -\psi_{r-1})^T$. The $U(1)$ symmetry emerges at $\eta = \mu$ and is associated with the real $SO(2)$ rotation $\Psi \rightarrow \hat{R}\Psi$, and under which $\tilde{\Psi} \rightarrow \hat{R}\tilde{\Psi}$. One striking feature of the 2D problem (which we study next) at the transition is that the $U(1)$ conservation law of domain-walls/loops at $\eta = \mu$ is broken down to a \mathbb{Z}_2 conservation law of loop number.

IV. TWO DIMENSIONS

Having concluded the nature of the phase diagram and the phase transitions in 1D, we examine the system in 2D on a $L \times L$ honeycomb lattice. We use exact diagonalization to obtain the ground state and the lowest excited states. The exponential growth of the Hilbert space with the system size usually does not allow simulations beyond approximately 30-40 spins in exact diagonalization. However, restricting our Hilbert space to the space of loops allows us to go up to 75 spins.

We first obtain the energy spectrum from which we examine the nature of transition between the TC and DSem phases. We then try to identify the topological and non-topological regions in the phase diagram by looking at the behavior of the topological entanglement entropy (TEE). We only calculate the spectrum and the TEE for the topological sector with an even number of long loops around the torus (00 sector) as we expect the sectors be degenerate in the thermodynamic limit. Having identified the topological regions, we characterize the phases in the topological regions by extracting the braiding statistics of their excitations.

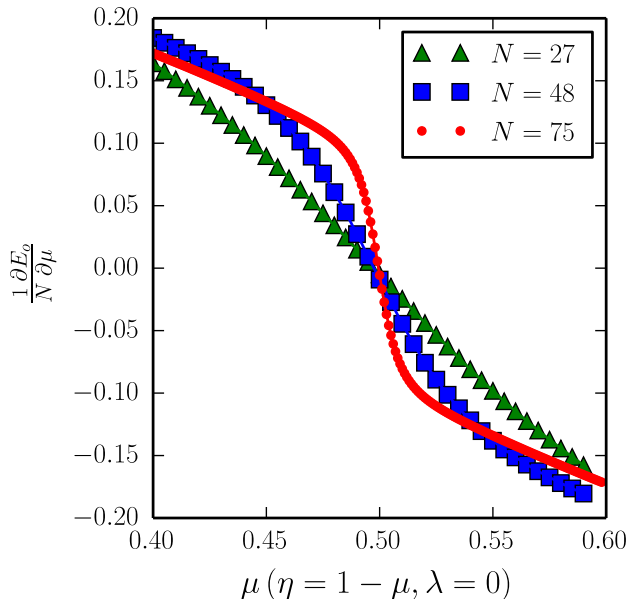


Figure 4: Derivative of ground state energy density as the system is tuned from the TC to DSem phase. The increase in steepness at $\mu = \eta = 0.5$ as we go to large system sizes ($N =$ number of spins) indicates a possible first order transition.

A. Energy Spectrum

In Eq. (6) we noted that H^{DSem} and H^{TC} are related through a unitary transformation $U = (-1)^{\#\text{loops}}$ and thus the spectrum is symmetric about $\mu = \eta$, regardless of λ (because the string tension λ does not change the number of loops). Figure 4 shows how the first derivative of the ground state energy density of the system changes as we tune from the TC point to the DSem point at zero magnetic field. The derivative becomes steeper with increasing system size at $\mu = 0.5$. Extrapolating to the thermodynamic limit, we expect it to develop a discontinuity thus indicating a possible first-order transition

We can get additional information about the transition by studying the behavior of the excitations near the transition point. For example, at a second-order transition, a condensation of excitations is expected. This motivates the definition of a quantity which is related to the fidelity (the overlap of the ground state wavefunctions at two neighboring points in the transition). We consider the spectral decomposition of the ground state at the transition point $|\psi_0^\zeta\rangle$ into the eigenstates of the Hamiltonian at neighboring points x . From this we can directly see which eigenstates contribute to the ground state $|\psi_0^\zeta\rangle$ at the transition. To be more precise, we define the following quantity,

$$A(\omega, x) = \sum_n |\langle \psi_n^x | \psi_0^\zeta \rangle| \delta(\epsilon_n^x - \omega) \quad (11)$$

where $|\psi_n^x\rangle$ and ϵ_n^x are the n^{th} excited eigenstate and eigenvalue of the Hamiltonian at x . It is difficult to obtain more

than a few excited states $|\psi_n^x\rangle$ directly using efficient sparse matrix methods. We thus use instead an equivalent representation of (11),

$$A(\omega, x) = \frac{1}{\pi} \text{Im} \langle \psi_0^\zeta | \frac{1}{\omega - i\zeta - H^x} | \psi_0^\zeta \rangle \quad (12)$$

where $\zeta \rightarrow 0$ and H^x is the Hamiltonian at x . This function can be evaluated efficiently by using the continued fraction method.³⁹

Figures 5(a) and 5(b) show $A(\omega, \lambda)$ for Hamiltonian (7) with $\mu = 0$ along the line $\eta = 1 - \lambda$ for two different system sizes. A second order phase transition from the TC phase to a polarized phase takes place at $\lambda_c \approx 0.18$.²³ The location of this transition is known accurately since the TC can be mapped to an Ising model on a triangular lattice (Appendix A) for which the transition has been studied in detail.⁴⁰ The levels above the ground state become denser with increasing system size and appear to condense as expected in a second order transition.

Figures 5(c) and 5(d) show $A(\omega, \mu)$ with $\lambda = 0$ along the line $\eta = 1 - \mu$ for two different system sizes. We observe a level crossing as the system size is increased. This again points to a first-order transition at $\mu = \eta = 0.5$. Although we have frozen out electric charge defects, we note that our conclusions about the phase transition of Hamiltonian (7) remain valid when allowing for electric defects as long as ϵ_V is chosen large enough. This is because the number and the positions of electric charges are good quantum numbers at all points in the phase diagram. The nature of the phase transition may alter if we add terms to the Hamiltonian which can create and hop electric defects (e.g., a transverse field). We defer the investigation of this issue to a possible future work. The nature of the transition between TC and DSem may indeed be sensitive to precisely what additional terms are present in the Hamiltonian. For instance, Ref. 30 notes that a second-order transition is possible in the presence of an additional $SU(2)$ symmetry in the Hamiltonian.

B. Topological Entanglement Entropy(TEE)

We now identify the region of the phase diagram that is topologically ordered. To do this, we calculate the topological entanglement entropy^{12,13} (TEE) which is widely used to identify topologically ordered phases. The entanglement entropy of a subsystem is given by the von Neumann entropy of its reduced density matrix. The TEE (γ) is a length-independent correction to the area law for the entanglement entropy. In 2D,

$$S = \alpha L - \gamma \quad (13)$$

where L is the length of the boundary of the subsystem.

A topologically ordered phase has a non-zero TEE because of the long-range entanglement in the system. For an abelian phase, the number of quasiparticles n determines the TEE completely through $\gamma = \log(\sqrt{n})$. The TC and DSem phases are both abelian phases with four quasiparticles. Hence, $\gamma = \log 2$ for both phases. Thus, we expect

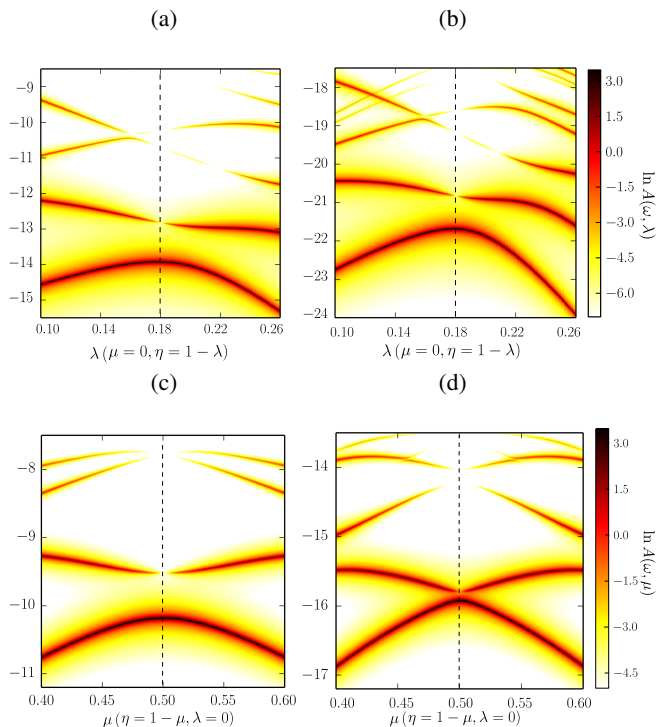


Figure 5: Spectral decomposition A of the ground state wavefunction at the transition points (dashed lines) for different system sizes. The left column corresponds to 48 spins and the right column correspond to 75 spins. The top row shows the behavior of $A(\omega, \lambda)$ at the known second-order transition from the TC phase to the polarized phase at $\lambda \approx 0.18$. The bottom row shows $A(\omega, \mu)$ at the transition from the TC to the DSem phase where a transition occurs at $\mu = 0.5$.

that even away from the fixed points, we should not be able to distinguish them using TEE. As introduced in Ref. 12, we calculate the TEE numerically by adding and subtracting the entanglement entropy of different regions such that the length dependent contributions cancel out.

Figure 6 shows the TEE as the system is tuned along two different directions in the phase diagram. The blue triangles show a transition from the TC phase to a polarized phase²³ on increasing the magnetic field. The red circles show a transition from the TC phase to the DSem phase (with zero magnetic field). We see a dip at the transition point $\mu = 0.5$ due to finite-size effects, but the TEE remains the same on both sides of the transition. The triangular inset shows the TEE at all points in the phase diagram. The dark areas indicate regions with high TEE and correspond to topologically ordered phases with TEE close to $\log 2$.

Hence, TEE distinguishes the topological regions from the trivial regions in the phase diagram. However, it cannot distinguish between the different topologically ordered phases. To do that, we turn to extracting the braiding statistics of the excitations in the topological region.

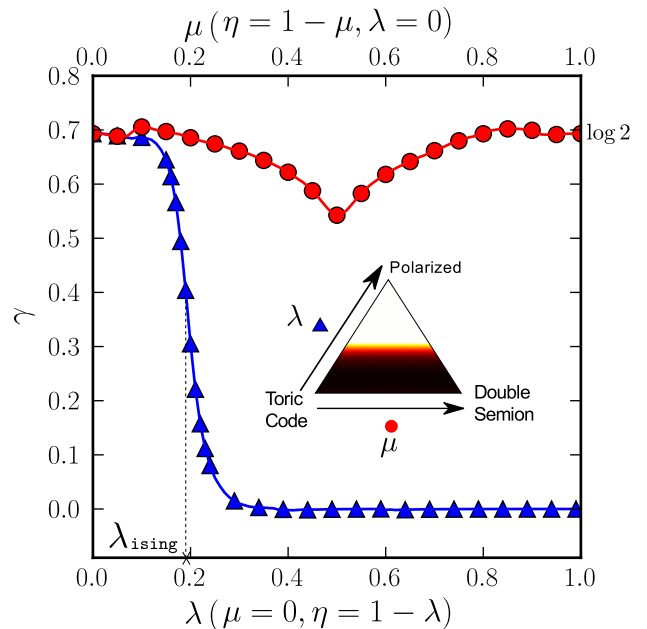


Figure 6: Variation of the topological entanglement entropy (TEE) as the system is tuned from the TC fixed point to the DSem fixed point (along $\lambda = 0$ - red circles, top x-axis), and from the TC fixed point to the polarized fixed point (along $\mu = 0$ - blue triangles, bottom x-axis). The inset shows the TEE at all points in the phase diagram with dark red regions indicating higher TEE. This indicates that the bottom part of the phase diagram is topologically ordered. The size of the system considered is 48 spins.

C. Braiding Statistics

We extract the braiding statistics of the excitations in the topologically ordered region. In particular, we obtain the U and S -matrices which quantify the self statistics (exchange statistics) and the mutual statistics respectively. An element of the U -matrix specifies the phase obtained by the many-body wavefunction when we exchange two identical particles. An element of the S -matrix corresponds to the phase obtained when we move one of the particles in a closed path around another particle.

The U and S -matrices of the TC and DSem model can be calculated exactly.^{19,27} However, away from these fixed points, the Hamiltonian is no longer exactly solvable and we have to obtain the matrices numerically.

We obtain the U and S -matrices by constructing overlaps of so-called Minimally Entangled States (MES) on non-trivial bipartitions of a torus^{19,20} (Fig. 7). The MES are ground states which minimize the bipartite entanglement entropy on a given bipartition of the system. When we consider non-trivial bipartitions of a torus, it turns out that the MES are eigenstates of Wilson loop operators defined parallel to the entanglement cuts. Now, take for example the S -matrix. It is the matrix that transforms the eigenstates of one Wilson loop operator to another. Thus, it follows that the S -matrix corresponds to a certain unitary transformation in the MES basis.

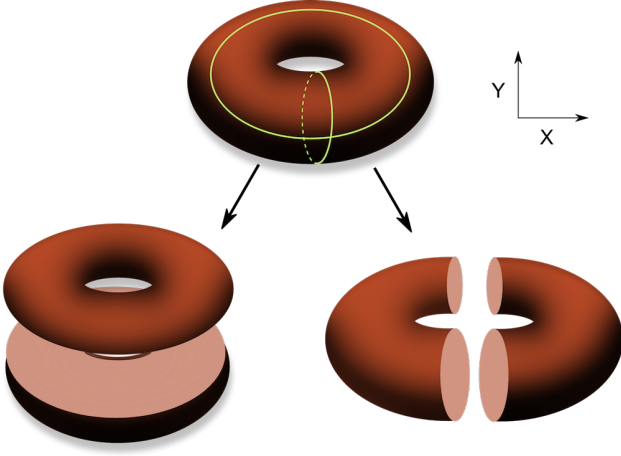


Figure 7: Non-trivial bipartitions of the torus. We consider the partition on the right and trace over one half of the torus to obtain the reduced density matrix. The yellow lines indicate the long loops around the torus characterizing the possible winding sectors.

To obtain the MES, we need to first calculate all the degenerate ground states of the system. There are four ground states for both the TC and the DSem phase on a torus. These can be characterized by their winding numbers (modulo 2) around two independent directions of the torus, i.e., by having an even or odd number of loops winding around the torus. We obtain four almost degenerate ground states for the Hamiltonian of Eq. (7) by diagonalizing it separately in each winding number sector. We then obtain the MES ($|\Xi\rangle$) by minimizing the entanglement entropy for a linear combination of these ground states. Since we have four ground states, our parameter space consists of the surface of a 3-sphere plus additional phase factors,

$$|\Xi^x\rangle = \xi_1|00\rangle + e^{i\phi_1}\xi_2|01\rangle + e^{i\phi_2}\xi_3|10\rangle + e^{i\phi_4}\xi_4|11\rangle, \quad (14)$$

where $|\Xi^x\rangle$ corresponds to a MES on one of the non-trivial bipartitions of the torus and $|\alpha\beta\rangle$ is the ground state in the $\alpha\beta$ winding sector.

Since the model is defined on the honeycomb lattice, the transformation of the MES under a $2\pi/3$ rotation allows us to calculate the US matrix (Appendix B).¹⁹ As shown in the appendix, we can also use the US matrix to calculate the U and S matrices individually. As an example, we indicate the U and S -matrices obtained at two points on the transition along the line $\lambda = 0$ with $\eta = 1 - \mu$. At $\mu = 0.25$, we obtain matrices close to the exact ones for the TC model

$$U_{jj}^{0.25} = \begin{pmatrix} 1.0 \\ 1.0 \\ 1.0 \\ -1.0 \end{pmatrix} + 10^{-1} \begin{pmatrix} 1.5e^{-i0.1\pi} \\ 0.7e^{-i0.1\pi} \\ 1.0e^{i0.9\pi} \\ 0.8e^{i0.1\pi} \end{pmatrix}$$

$$S^{0.25} = \frac{1}{2} \begin{pmatrix} 1.0 & 1.0 & 1.0 & 1.0 \\ 1.0 & 1.0 & -1.0 & -1.0 \\ 1.0 & -1.0 & 1.0 & -1.0 \\ 1.0 & -1.0 & -1.0 & 1.0 \end{pmatrix} +$$

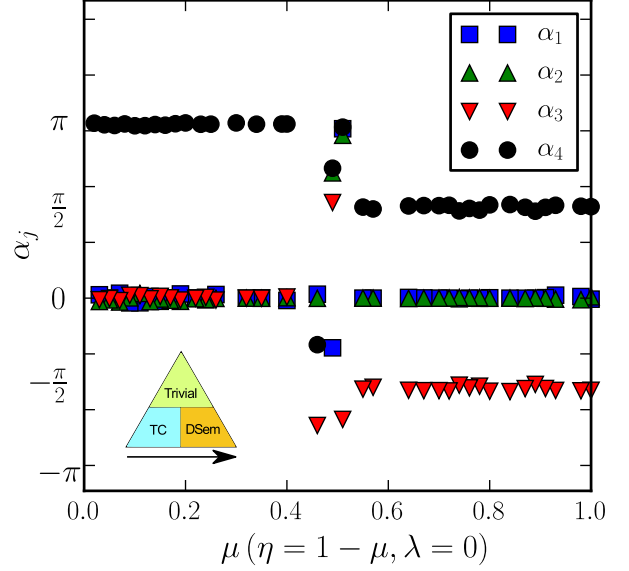


Figure 8: Variation of the U -matrix as the system is tuned from the TC phase to the DSem phase. The angle α_j plotted is related to the U -matrix by $U_{jj} = e^{i\alpha_j}$. We see a transition from the fermionic statistics indicative of the TC phase to the semionic statistics indicative of the DSem phase. The region near the transition point is ambiguous due to an additional degeneracy which comes into play. The size of the system considered is 48 spins.

$$10^{-1} \begin{pmatrix} 0.3e^{i0.9\pi} & 0.3e^{i0.9\pi} & 0.3e^{i0.9\pi} & 0.3e^{i0.9\pi} \\ 0.3e^{i0.9\pi} & 0.3e^{i0.7\pi} & 0.4e^{i0.6\pi} & 0.7e^{-i0.9\pi} \\ 0.3e^{i0.9\pi} & 0.2e^{-i0.7\pi} & 0.5e^{-i0.1\pi} & 0.9e^{-i0.9\pi} \\ 0.3e^{i0.9\pi} & 0.7e^{-i0.1\pi} & 0.1e^{i0.7\pi} & 0.4e^{i0.1\pi} \end{pmatrix}$$

At $\mu = 0.75$, we correspondingly obtain matrices close to the exact ones for the DSem model.

$$U_{jj}^{0.75} = \begin{pmatrix} 1.0 \\ 1.0 \\ -1i \\ 1i \end{pmatrix} + 10^{-1} \begin{pmatrix} 1.3 \\ 0.7 \\ 0.8e^{i0.5\pi} \\ 0.8e^{-i0.5\pi} \end{pmatrix}$$

$$S^{0.75} = \frac{1}{2} \begin{pmatrix} 1.0 & 1.0 & 1.0 & 1.0 \\ 1.0 & 1.0 & -1.0 & -1.0 \\ 1.0 & -1.0 & -1.0 & 1.0 \\ 1.0 & -1.0 & 1.0 & -1.0 \end{pmatrix} +$$

$$10^{-1} \begin{pmatrix} -0.3 & -0.3 & -0.3 & -0.3 \\ -0.3 & -0.2 & 0.6e^{i0.8\pi} & 0.7e^{-i0.8\pi} \\ -0.3 & 0.7e^{-i0.3\pi} & 0.4e^{-i0.9\pi} & 0.7e^{i0.3\pi} \\ -0.3 & 0.7e^{i0.3\pi} & 0.7e^{-i0.3\pi} & 0.5e^{i0.9\pi} \end{pmatrix}$$

From the plot of the elements of the U matrix (Figure 8), we can identify the characteristic statistics of the quasiparticle

excitations in the two phases. In the TC phase ($\mu < 0.5$), three of the quasiparticles ($1, e, m$) have bosonic exchange statistics and one of them is a fermion (ψ). In the DSem phase ($\mu > 0.5$), we find two semionic quasiparticles (s^+, s^-) and two of them behave like bosons ($1, m$).

Near the transition point ($\mu = 0.5$), the results obtained are ambiguous. This is possible due to two reasons. First, minimizing the entanglement entropy is the same as maximizing the TEE. Hence, finding the correct MES depends on the four ground states having the same TEE. However, close to the transition point we observe that the TEE for the 4 states becomes very different due to finite size effects and this causes a bias in the minimization. The second reason is that we have an extra degeneracy which arises at $\mu = 0.5$ because the Hamiltonian conserves the loop number modulo 2. We then have two sectors characterized by the number of loops modulo 2 containing 4 topologically degenerate ground states each. We expect the two sectors to be degenerate in the thermodynamic limit and thus we end up with eight ground states at the transition point which violates our assumption about the parameter space of the minimization. Despite this ambiguity due to finite size effects, we believe that there is a sharp transition as indicated previously from the energy spectrum.

Thus, by using the U and S -matrices as non-local “order parameters”, we uniquely characterize the topological region of the phase diagram by distinguishing the different topologically ordered phases in it.

V. SUMMARY AND DISCUSSIONS

In this paper, we considered a model Hamiltonian which exhibits two different \mathbb{Z}_2 topologically ordered phases and a topologically trivial phase. In two limiting cases, the Hamiltonian reduces to the exactly solvable double semion (DSem) and toric code (TC) models. We obtained an exact solution for the entire phase diagram on a 1D ladder and find a second-order transition half-way between the two limits, described by an Ising \times Ising conformal field theory. For the 2D system on a honeycomb lattice, we resort to exact diagonalization in a basis of loops which allows us to go up to system sizes of 75 spins. We reproduce the known second order transition between the topological and trivial phases and find indications for a first-order transition between the two \mathbb{Z}_2 topological phases from the energy spectrum. While the topological entanglement entropy distinguishes the topologically ordered and trivial phases, it cannot tell the difference between the TC and DSem phases. We calculated the exchange statistics and mutual statistics of the quasiparticle excitations numerically and used them as “order parameters” to distinguish the two topologically ordered phases. We finally obtained the full phase diagram of the Hamiltonian of Eq. (7) which is schematically shown in the inset in Fig. 8.

We showed that the braiding statistics for different \mathbb{Z}_2 phases in a spin system can be obtained directly using exact diagonalization methods. The same method might be used in the case of the Heisenberg antiferromagnet on the kagome lattice. Although the ground state is believed to contain \mathbb{Z}_2

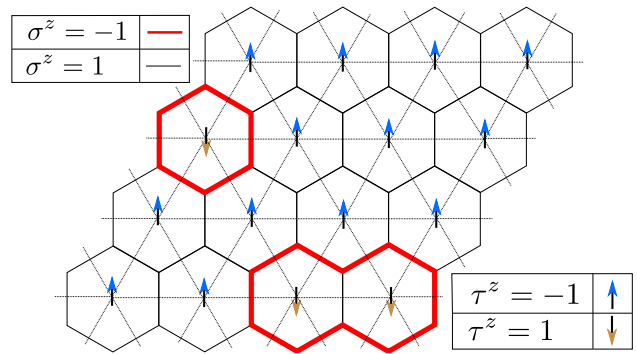


Figure 9: Duality mapping between the loops in the topological models and domain walls in the dual τ^z Ising spins which live on plaquettes.

topological order,^{7,16,29} a more precise characterization could be made by calculating the U and S matrices to determine whether it corresponds to a TC or DSem phase.

Acknowledgments

We thank Fiona Burnell, Andreas Läuchli, Adam Nahum, Kirill Shtengel, Steve Simon, Ari Turner, and Mike Zaletel for helpful discussions. C. K. gratefully acknowledges the hospitality of the guest program of MPI-PKS Dresden.

1. Appendix A: Mapping to an Ising model on a triangular lattice

Here we remind the reader of the simple duality mapping between the topological TC/DSem models and their dual (non-topological) Ising-like models. For simplicity, consider the TC or DSem model on a sphere. Let us forbid vertex defects so that the Hilbert space consists only of all possible loop configurations. There is a one-to-one mapping between this Hilbert space and the space of all domain wall configurations in Ising degrees of variables $\tau^z = \pm 1$ living at the centers of plaquettes (Figure 9). For example, in this language we may rewrite the DSem Hamiltonian as

$$H^{\text{DSem}} = +\epsilon_P \sum_p \tau_p^x \prod_{\langle qr \rangle_p} i^{(1-\tau_q^z \tau_r^z)/2} \quad (15)$$

where $\langle qr \rangle_p$ is the set of plaquettes q, r which are nearest neighbors with one another, and nearest neighbors with p . To ensure a one to one correspondence between the Hilbert spaces of the two models, we also need to impose the global symmetry $\prod_p \tau_p^x = 1$.

Notice that, as a whole, this dual Hamiltonian has Ising symmetry. This is no coincidence. This Hamiltonian arose from a model that acted on configurations of loops, which are now interpreted as domain walls. This resulting Hamiltonian should only care about domain walls, rather than the actual

values of the Ising spins within the domains. Hence, notice that the τ^z operators only ever arise in pairs, which gives rise to a global Ising symmetry. There is related to the subtlety that there is a one-to-two mapping between loop configurations and the Ising spins themselves. This is because Ising spin configurations related by flipping all the spins give rise to the same domain wall configurations. Another way of expressing this redundancy is to note that $\prod_p B_p \equiv 1$ on the Hilbert space of the string-net models. In terms of the dual Ising spins, this relation reads $\prod_p \tau_p^x = 1$; this does not hold as an identity, and needs to be imposed as a symmetry constraint.

2. Appendix B: Obtaining braiding statistics from Minimally Entangled States (MES)

The U and S matrices can be extracted from the MES by the method outlined in Ref. 19,20. We can construct the US matrix by observing the action of a $2\pi/3$ rotation on the MES over a lattice which has a $2\pi/3$ symmetry,

$$(D^\dagger USD)_{ij} = \langle \Xi_j^x | R_{2\pi/3} | \Xi_i^x \rangle \quad (16)$$

where D is a diagonal matrix representing the unknown phases that come with each $|\Xi^x\rangle$

And we can construct the S matrix by observing the action of a $\pi/2$ rotation on the MES on a lattice which has a $\pi/2$ symmetry,

$$(S)_{ij} = \langle \Xi_j^x | R_{\pi/2} | \Xi_i^x \rangle \quad (17)$$

However, we cannot extract the S matrix this way since our honeycomb lattice does not have a $\pi/2$ symmetry. But, we can extract the U and S matrix from the US matrix by using some of the constraints on them. Since we know that the U and D matrices are diagonal, we have 24 unknown parameters (16 from the S matrix, 4 from the U matrix and 4 phases). However, we only have 16 constraints from the action of the $2\pi/3$ rotation on the MES.

We can get around this by assuming that we know which of the degenerate ground states the identity particle (which always exists) belongs to. We will verify this assumption later. Now we know that the identity particle has trivial self statistics ($U_1 = 1$) and trivial mutual statistics ($S_{1i} = S_{i1} = \frac{1}{Q}$ where Q is the quantum dimension). Since we have an abelian phase with 4 quasi-particles, $Q = 2$ here. We can also obtain it from the topological entanglement entropy (γ) by using $Q = e^\gamma$. Thus, we reduce the number of unknown parameters to 16. We can now solve for all the parameters.

In fact, we actually have more constraints since we also know that the S -matrix is symmetric. We can test our assumption about the identity particle by checking that the S -matrix we obtain is symmetric and that the row and column of the S -matrix and the element of the U -matrix corresponding to the identity particle is approximately equal to one. We do this along all the points in our phase diagram and find an approximately symmetric S -matrix everywhere, thus validating our original assumption.

-
- ¹ X. G. Wen, Int. J. Mod. Phys. B **04**, 239 (1990).
² R. B. Laughlin, Phys. Rev. Lett. **50**, 1395 (1983).
³ X. G. Wen, Phys. Rev. B **44**, 2664 (1991).
⁴ N. Read and S. Sachdev, Phys. Rev. Lett. **66**, 1773 (1991).
⁵ R. Moessner and S. L. Sondhi, Phys. Rev. Lett. **86**, 1881 (2001).
⁶ L. Balents, Nature **464**, 199 (2010).
⁷ S. Yan, D. A. Huse, and S. R. White, Science **332**, 1173 (2011).
⁸ T.-H. Han, J. S. Helton, S. Chu, D. G. Nocera, J. A. Rodriguez-Rivera, C. Broholm, and Y. S. Lee, Nature **492**, 406 (2012).
⁹ X. Chen, Z.-C. Gu, and X.-G. Wen, Phys. Rev. B **82**, 155138 (2010).
¹⁰ C. Nayak, A. Stern, M. Freedman, and S. Das Sarma, Rev. Mod. Phys. **80**, 1083 (2008).
¹¹ E. Keski-Vakkuri and X.-G. Wen, Int. J. Mod. Phys. B **07**, 4227 (1993).
¹² A. Kitaev, J. Preskill, A. Kitaev, and J. Preskill, Phys. Rev. Lett. **96**, 110404 (2006).
¹³ M. Levin, X.-G. Wen, M. Levin, and X.-G. Wen, Phys. Rev. Lett. **96**, 110405 (2006).
¹⁴ S. Furukawa and G. Misguich, Phys. Rev. B **75**, 214407 (2007).
¹⁵ S. V. Isakov, M. B. Hastings, and R. G. Melko, Nature Phys. **7**, 772 (2011).
¹⁶ H.-C. Jiang, Z. Wang, and L. Balents, Nature Phys. **8**, 902 (2012).
¹⁷ T. Grover, Y. Zhang, and A. Vishwanath, New J. Phys. **15**, 025002 (2013).
¹⁸ X.-G. Wen, ISRN Cond. Mat. Phys. **2013**, 1.
¹⁹ Y. Zhang, T. Grover, A. Turner, M. Oshikawa, and A. Vishwanath, Phys. Rev. B **85**, 235151 (2012).
²⁰ L. Cincio, G. Vidal, L. Cincio, and G. Vidal, Phys. Rev. Lett. **110**, 067208 (2013).
²¹ M. P. Zaletel, R. S. K. Mong, and F. Pollmann, Phys. Rev. Lett. **110**, 236801 (2013).
²² W. Zhu, D. N. Sheng, and F. D. M. Haldane, Phys. Rev. B **88**, 035122 (2013).
²³ S. Trebst, P. Werner, M. Troyer, K. Shtengel, and C. Nayak, Phys. Rev. Lett. **98**, 070602 (2007).
²⁴ C. Castelnovo and C. Chamon, Phys. Rev. B **77**, 054433 (2008).
²⁵ A. Kitaev, Ann. Phys. **303**, 2 (2003).
²⁶ M. Freedman, C. Nayak, K. Shtengel, K. Walker, and Z. Wang, Ann. Phys. **310**, 428 (2004).
²⁷ M. A. Levin and X.-G. Wen, Phys. Rev. B **71**, 045110 (2005).
²⁸ T. Hansson, V. Oganesyan, and S. Sondhi, Ann. Phys. **313**, 497 (2004).
²⁹ S. Depenbrock, I. P. McCulloch, and U. Schollwöck, Phys. Rev. Lett. **109**, 067201 (2012).
³⁰ M. Barkeshli, (2013), arXiv:1307.8194 .
³¹ B. Bauer, L. Cincio, B. P. Keller, M. Dolfi, G. Vidal, S. Trebst, and A. W. W. Ludwig, (2014), arXiv:1401.3017 .
³² R. Dijkgraaf and E. Witten, Comm. Math. Phys. **129**, 393 (1990).
³³ F. A. Bais, P. van Driel, and M. de Wild Propitius, Nucl. Phys. B. **393**, 547 (1993).
³⁴ S. Dusuel, M. Kamfor, R. Orús, K. P. Schmidt, and J. Vidal, Phys.

- Rev. Lett. **106**, 107203 (2011).
- ³⁵ C. W. von Keyserlingk, F. J. Burnell, and S. H. Simon, Phys. Rev. B **87**, 045107 (2013).
- ³⁶ C. Gils, S. Trebst, A. Kitaev, A. W. W. Ludwig, M. Troyer, and Z. Wang, Nature Phys. **5**, 834 (2009).
- ³⁷ J. K. Pachos and M. B. Plenio, Phys. Rev. Lett. **93**, 056402 (2004).
- ³⁸ M. Levin and Z.-C. Gu, Phys. Rev. B **86**, 115109 (2012).
- ³⁹ E. Dagotto, Rev. Mod. Phys. **66**, 763 (1994).
- ⁴⁰ H. W. J. Blöte and Y. Deng, Phys. Rev. E **66**, 066110 (2002).