

The honeycomb lattice with multi-orbital structure: topological and quantum anomalous Hall insulators with large gaps

Gu-Feng Zhang,^{1,*} Yi Li,^{2,†} and Congjun Wu¹

¹*Department of Physics, University of California, San Diego, CA 92093*

²*Princeton Center for Theoretical Science, Princeton University, Princeton, NJ 08544*

We construct a minimal four-band model for the two-dimensional (2D) topological insulators and quantum anomalous Hall insulators based on the p_x - and p_y -orbital bands in the honeycomb lattice. The multi-orbital structure allows the atomic spin-orbit coupling which lifts the degeneracy between two sets of on-site Kramers doublets $j_z = \pm\frac{3}{2}$ and $j_z = \pm\frac{1}{2}$. Because of the orbital angular momentum structure of Bloch-wave states at Γ and $K(K')$ points, topological gaps are equal to the atomic spin-orbit coupling strengths, which are much larger than those based on the mechanism of the s - p band inversion. In the weak and intermediate regime of spin-orbit coupling strength, topological gaps are the global gap. The energy spectra and eigen wave functions are solved analytically based on Clifford algebra. The competition among spin-orbit coupling λ , sublattice asymmetry m and the Néel exchange field n results in band crossings at Γ and $K(K')$ points, which leads to various topological band structure transitions. The quantum anomalous Hall state is reached under the condition that three gap parameters λ , m , and n satisfy the triangle inequality. Flat bands also naturally arise which allow a local construction of eigenstates. The above mechanism is related to several classes of solid state semiconducting materials.

PACS numbers: 73.22.-f, 73.43.-f, 71.70.Ej, 73.43.Nq, 85.75.-d

I. INTRODUCTION

The two-dimensional (2D) quantum Hall effect¹ is among the early examples of topological states of matter whose magnetic band structure is characterized by the first Chern number²⁻⁵. Later on, quantum anomalous Hall (QAH) insulators were proposed with Bloch band structures⁵. Insulators with nontrivial band topology were also generalized into time-reversal (TR) invariant systems, termed topological insulators (TIs) in both 2D and 3D, which have become a major research focus in contemporary condensed matter physics⁶⁻⁸. The topological index of TR invariant TIs is no longer just integer valued, but \mathbb{Z}_2 valued, in both 2D and 3D⁹⁻¹⁵. In 4D, it is the integer-valued second Chern number^{12,16}. Various 2D and 3D TI materials were predicted theoretically and observed experimentally^{11,17-21}. They exhibit gapless helical 1D edge modes and 2D surface modes through transport and spectroscopic measurements.

Solid state materials with the honeycomb lattice structure (e.g., graphene) are another important topic of condensed matter physics²²⁻²⁴. There are several proposals of QAH model in the honeycomb lattice^{25,26}. As a TR invariant doublet of Haldane's QAH model^{9,27}, the celebrated 2D Kane-Mele model was originally proposed in the context of graphene-like systems with the p_z band. However, the atomic level spin-orbit (SO) coupling in graphene does not directly contribute to opening the topological band gap²⁸. Because of the single band structure and the lattice symmetry, the band structure SO coupling is at the level of a high-order perturbation theory and thus is tiny.

Recently, the p_x - and p_y -orbital physics in the honeycomb lattice has been systematically investigated in the context of ultracold-atom optical lattices²⁹⁻³⁵. The op-

tical potential around each lattice potential minimum is locally harmonic. The s - and p -orbital bands are separated by a large band gap, and thus the hybridization between them is very small. The p_z -orbital band can also be tuned to high energy by imposing strong laser beams along the z direction. Consequently, we can have an ideal p_x - and p_y -orbital system in the artificial honeycomb optical lattice.

Such an orbitally active system provides a great opportunity to investigate the interplay between nontrivial band topology and strong correlations, which is fundamentally different from graphene^{29,31,32}. Its band structure includes not only Dirac cones but also two additional narrow bands which are exactly flat in the limit of vanishing π bonding. Inside the flat bands, due to the vanishing kinetic energy scale, nonperturbative strong correlation effects appear, such as the Wigner crystallization of spinless fermions^{29,31} and ferromagnetism³³ of spinful fermions as *exact* solutions. Very recently, the honeycomb lattice for polaritons has been fabricated³⁶. Both the Dirac cone and the flat dispersion for the p_x/p_y orbital bands have been experimentally observed. The band structure can be further rendered topologically nontrivial by utilizing the existing experimental technique of the on-site rotation around each trap center³⁷. This provides a natural way to realize the QAH effect (QAHE) as proposed in Refs. 32 and 35, and the topological gaps are just the rotation angular velocity^{32,35}. In the Mott-insulating states, the frustrated orbital exchange can be described by a novel quantum 120° model³⁰, whose classic ground states map to all the possible loop configurations in the honeycomb lattice. The p_x - and p_y -orbital structure also enables unconventional f -wave Cooper pairing even with conventional interactions exhibiting flat bands of zero energy Majorana edge modes

along boundaries parallel to gap nodal directions³⁴.

The p_x - and p_y -orbital structures have also been studied very recently in several classes of solid state semiconducting materials including fluoridated tin film^{26,38,39}, functionalized germanene systems⁴⁰, BiX/SbX ($X=\text{H,F,Cl,Br}$) systems^{41,42}, and in organic materials⁴³⁻⁴⁵. All these materials share the common feature of the active p_x and p_y orbitals in the honeycomb lattice, enabling a variety of rich structures of topological band physics. The most striking property is the prediction of the large topological band gap which can even exceed room temperature.

In the literature, a common mechanism giving rise to topological band gaps is the band inversion, which typically applies for two bands with different orbital characters, say, the s - p bands. However, although band inversion typically occurs in systems with strong SO coupling, the SO coupling does not directly contribute to the value of the gap. The band inversion would lead to gap closing at finite momenta in the absence of the s - p hybridization, and the s - p hybridization reopens the gap whose nature becomes topological. The strength of the hybridization around the Γ point linearly depends on the magnitude of the momenta, in the spirit of the k - p perturbation theory, which is typically small. This is why in usual topological insulators based on band inversion, in spite of considerable SO coupling strengths, the topological gap values are typically small. On the other hand, as for the single band systems in the honeycomb lattice such as graphene, the effect from the atomic level SO coupling to the band structure is also tiny, as a result of the high-order perturbation theory.

In the model presented in this paper, here are only p orbitals. The two-sublattice structure and the p_x/p_y -orbital configuration together greatly enhance the effect of SO coupling, as illustrated in Fig. 5. The atomic-scale SO coupling directly contributes to the opening of the topological gap at the $K(K')$ point between bands 2 and 3, and that at the Γ point between bands 1 and 2. Since the atomic SO coupling can be very large, the topological band gap can even reach the level of 0.3 eV according to the estimation in Ref. 40.

In this article, we construct a minimal four-band model to analyze the topological properties based on the p_x - and p_y -orbital structure in the honeycomb lattice. The eigen energy spectra and wave functions can be analytically solved with the help of Clifford Γ matrices. The atomic SO coupling lifts the degeneracy between two on-site Kramers pairs with $j_z = \pm\frac{3}{2}$ and $j_z = \pm\frac{1}{2}$. As explained in the preceding paragraph, the topological gap in this class of systems is extraordinary large. In the weak and intermediate regime of spin-orbit coupling strength, the topological gaps are the global gap. The lattice asymmetry and the SO coupling provide two different gap opening mechanisms, and their competition leads to a variety of topological band structures. With the introduction of both the sublattice anisotropy and the Néel exchange field, the system can become a large

gap QAH insulator.

The article is organized as follows. The four-band model for the p_x - and p_y -orbital system in the honeycomb lattice is constructed in Sec. II. The symmetry analysis is presented in Sec. III. In Sec. IV, the analytic solutions of energy spectra and eigen wave functions are presented. The study of band topology and band crossing is presented in Sec. V. Effective two-band models are constructed around high-symmetry points near band crossings in Sec. VI. The mechanism of large topological band gap is explained in Sec. VII. We add the Néel exchange field term in Sec. VIII, and investigate how to get a large gap QAH insulator. Conclusions are presented in Sec. IX.

II. THE p_x AND p_y BAND HAMILTONIAN

The two sublattices of the honeycomb lattice are denoted A and B . The bonding part of the Hamiltonian is

$$H_0 = t_{\parallel} \sum_{\vec{r} \in A, s} \{p_{i,s}^{\dagger}(\vec{r})p_{i,s}(\vec{r} + a\hat{e}_i) + \text{H.c.}\} - t_{\perp} \sum_{\vec{r} \in A, s} \{p_{i,s}^{\dagger}(\vec{r})p'_{i,s}(\vec{r} + a\hat{e}_i) + \text{H.c.}\}, \quad (1)$$

where $s = \uparrow, \downarrow$ represents two eigenstates of spin s_z ; $\hat{e}_{1,2} = \pm\frac{\sqrt{3}}{2}\hat{e}_x + \frac{1}{2}\hat{e}_y$ and $\hat{e}_3 = -\hat{e}_y$ are three unit vectors from one A site to its three neighboring B sites; a is the nearest neighbor bond length; $p_i \equiv (p_x\hat{e}_x + p_y\hat{e}_y) \cdot \hat{e}_i$ and $p'_i \equiv (-p_x\hat{e}_y + p_y\hat{e}_x) \cdot \hat{e}_i$ are the projections of the p orbitals parallel and perpendicular to the bond direction \hat{e}_i for $i = 1, \dots, 3$, respectively; t_{\parallel} and t_{\perp} are the corresponding σ - and π -bonding strengths, respectively. Typically speaking, t_{\perp} is much smaller than t_{\parallel} . The signs of the σ - and π -bonding terms are opposite to each other because of the odd parity of p -orbitals. The p_z orbital is inactive because it forms σ bonding with halogen atoms or the hydrogen atom.

There exists the atomic SO coupling $\vec{s} \cdot \vec{L}$ on each site. However, under the projection into the p_x - and p_y -orbital states, there are only four on-site single-particle states. They can be classified into two sets of Kramers doublets: $p_{+, \uparrow}^{\dagger}|0\rangle$ and $p_{-, \downarrow}^{\dagger}|0\rangle$ with $j_z = \pm\frac{3}{2}$, and $p_{+, \downarrow}^{\dagger}|0\rangle$ and $p_{-, \uparrow}^{\dagger}|0\rangle$ with $j_z = \pm\frac{1}{2}$, where $p_{\pm, s}^{\dagger} = \frac{1}{\sqrt{2}}(p_{x, s}^{\dagger} \pm ip_{y, s}^{\dagger})$ are the orbital angular momentum L_z eigenstates and j_z is the z component of total angular momentum. These four states cannot be mixed under j_z conservation, and thus only the $s_z L_z$ term survives which splits the degeneracy between the two sets of Kramers doublets. The SO coupling is modeled as

$$H_{so} = -\lambda \sum_{\vec{r}, \sigma, s} \sigma s p_{\sigma, s}^{\dagger}(\vec{r})p_{\sigma, s}(\vec{r}), \quad (2)$$

where $\sigma = \pm$ refers to the orbital angular momentum number L_z , $s = \pm$ corresponds to the eigenvalues of

$s_z = \uparrow, \downarrow$, and λ is the SO coupling strength. For completeness, we also add the sublattice asymmetry term

$$H_m = m \left\{ \sum_{\vec{r} \in A, \sigma, s} p_{\sigma, s}^\dagger(\vec{r}) p_{\sigma, s}(\vec{r}) - \sum_{\vec{r} \in B, \sigma, s} p_{\sigma, s}^\dagger(\vec{r}) p_{\sigma, s}(\vec{r}) \right\}. \quad (3)$$

In Sec. VIII, we will consider the QAH state based on this system by adding the following time-reversal (TR) symmetry breaking Néel exchange term

$$H_n = n \left\{ \sum_{\vec{r} \in A, \sigma, s} s p_{\sigma, s}^\dagger(\vec{r}) p_{\sigma, s}(\vec{r}) - \sum_{\vec{r} \in B, \sigma, s} s p_{\sigma, s}^\dagger(\vec{r}) p_{\sigma, s}(\vec{r}) \right\}. \quad (4)$$

where n is the Néel exchange field strength. Before Sec. VIII, we only consider the Hamiltonian $H_0 + H_{so} + H_m$ without the Néel exchange term.

III. SYMMETRY PROPERTIES

One key observation is that electron spin s_z is conserved for the total Hamiltonian $H_0 + H_{so} + H_m$. We will analyze the band structure in the sector with $s = \uparrow$, and that with $s = \downarrow$ can be obtained by performing time-reversal (TR) transformation. $H_0 + H_{so}$ is a TR doubled version of the QAH model proposed in ultracold fermion systems in honeycomb optical lattices³². In the sector with $s = \uparrow$, we introduce the four-component spinor representation in momentum space defined as

$$\psi_{\uparrow\tau\sigma}(\vec{k}) = (\psi_{\uparrow, A, +}(\vec{k}), \psi_{\uparrow, B, +}(\vec{k}), \psi_{\uparrow, A, -}(\vec{k}), \psi_{\uparrow, B, -}(\vec{k}))^T, \quad (5)$$

where two sublattice components are denoted A and B . The doublet of orbital angular momentum and that of the sublattice structure are considered as two independent pseudospin degrees of freedom, which are denoted by two sets of Pauli matrices as $\sigma_{1,2,3}$ and $\tau_{1,2,3}$, respectively. Unlike s_z , these two pseudospins are not conserved. The nearest neighbor hopping connects A - B sublattices, which does not conserve the orbital angular momentum due to orbital anisotropy in lattice systems.

The Hamiltonian $H_\uparrow(\vec{k})$ can be conveniently represented as

$$\begin{aligned} H_\uparrow(\vec{k}) &= h_{03} 1_\tau \otimes \sigma_3 + h_{30} \tau_3 \otimes 1_\sigma + h_{10}(\vec{k}) \tau_1 \otimes 1_\sigma \\ &+ h_{20}(\vec{k}) \tau_2 \otimes 1_\sigma + h_{11}(\vec{k}) \tau_1 \otimes \sigma_1 + h_{22}(\vec{k}) \tau_2 \otimes \sigma_2 \\ &+ h_{21}(\vec{k}) \tau_2 \otimes \sigma_1 + h_{12}(\vec{k}) \tau_1 \otimes \sigma_2, \end{aligned} \quad (6)$$

with the expressions of

$$\begin{aligned} h_{03} &= -\lambda, & h_{30} &= m, \\ h_{10} &= t_1 \sum_{i=1}^3 \cos(\vec{k} \cdot \hat{e}_i), \\ h_{20} &= -t_1 \sum_{i=1}^3 \sin(\vec{k} \cdot \hat{e}_i), \\ h_{11} &= t_2 \sum_{i=1}^3 \cos(\vec{k} \cdot \hat{e}_i) \cos 2\theta_i, \\ h_{22} &= -t_2 \sum_{i=1}^3 \sin(\vec{k} \cdot \hat{e}_i) \sin 2\theta_i, \\ h_{21} &= -t_2 \sum_{i=1}^3 \sin(\vec{k} \cdot \hat{e}_i) \cos 2\theta_i, \\ h_{12} &= t_2 \sum_{i=1}^3 \cos(\vec{k} \cdot \hat{e}_i) \sin 2\theta_i, \end{aligned} \quad (7)$$

where $t_{1,2} = \frac{1}{2}(t_{\parallel} \pm t_{\perp})$ and $\theta_i = \frac{1}{6}\pi, \frac{5}{6}\pi, \frac{3}{2}\pi$ are the azimuthal angles of the bond orientation \hat{e}_i for $i = 1, 2$ and 3 , respectively.

For the sector with $s = \downarrow$, the four-component spinors ψ_{\downarrow} are constructed as $\psi_{\downarrow\tau\sigma}(\vec{k}) = (\psi_{\downarrow, A, +}(\vec{k}), \psi_{\downarrow, B, +}(\vec{k}), \psi_{\downarrow, A, -}(\vec{k}), \psi_{\downarrow, B, -}(\vec{k}))^T$. Under this basis, $H_{\downarrow}(\vec{k})$ has the same matrix form as that of $H_{\uparrow}(\vec{k})$ except we flip the sign of λ in the h_{03} term.

Next we discuss the symmetry properties of $H_{\uparrow}(\vec{k})$. We first consider the case of $m = 0$, i.e., in the absence of the lattice asymmetry. $H_{\uparrow}(\vec{k})$ satisfies the parity symmetry defined as

$$P H_{\uparrow}(\vec{k}) P^{-1} = H_{\uparrow}(-\vec{k}), \quad (8)$$

with $P = \tau_1 \otimes 1_\sigma$. $H_{\uparrow}(\vec{k})$ also possesses the particle-hole symmetry

$$C' H_{\uparrow}(\vec{k}) (C')^{-1} = -H_{\uparrow}^*(-\vec{k}), \quad (9)$$

where $C' = \tau_3 \otimes \sigma_1$, satisfying $(C')^2 = 1$, and $*$ represents complex conjugation. C' is the operation of $p_{\uparrow, A, \sigma} \rightarrow p_{\uparrow, A, \sigma}$ and $p_{\uparrow, B, \sigma} \rightarrow -p_{\uparrow, B, \sigma}$ combined with switching eigenstates of L_z .

Furthermore, when combining two sectors of $s = \uparrow$ and \downarrow together, the system satisfies the TR symmetry defined as $T = i s_2 \otimes 1_\tau \otimes \sigma_1 \otimes K$ with $T^2 = -1$, where K is the complex conjugation. Due to the above symmetry properties, our system is in the DIII class⁴⁶ in the absence of lattice asymmetry. However, in the presence of lattice asymmetry, the particle-hole symmetry C' is broken, and only the TR symmetry exists. In that case, the system is in symplectic class AII. In both cases, the topological index is \mathbb{Z}_2 .

Nevertheless, in the presence of sublattice asymmetry m , the product of parity and particle-hole transformations remains a valid symmetry as

$$C H_{\uparrow}(\vec{k}) C^{-1} = -H_{\uparrow}^*(\vec{k}), \quad (10)$$

where $C = i\tau_2 \otimes \sigma_1$ satisfying $C^2 = -1$. This symmetry ensures the energy levels, for each \vec{k} , appear symmetric with respect to the zero energy.

Without loss of generality, we choose the convention that $m > 0$ and $\lambda > 0$ throughout the rest of this article. The case of $m < 0$ can be obtained through a parity transformation that flips the A and B sublattices as

$$H_{m<0}(\vec{k}) = (\tau_1 \otimes 1_\sigma) H_{m>0}(-\vec{k}) (\tau_1 \otimes 1_\sigma)^{-1}. \quad (11)$$

The case of $\lambda < 0$ can be obtained through a partial TR transformation only within each spin sector but without flipping electron spin:

$$H_{\lambda<0}(\vec{k}) = (1_\tau \otimes \sigma_1) H_{\lambda>0}^*(-\vec{k}) (1_\tau \otimes \sigma_1)^{-1}. \quad (12)$$

IV. ENERGY SPECTRA AND EIGENFUNCTIONS

In this section, we provide solutions to the Hamiltonian of p_x - and p_y -orbital bands in honeycomb lattices. Based on the properties of Γ matrices, most results can be expressed analytically.

A. Analytic solution to eigen energies

Due to Eq. (10), the spectra of $H_\uparrow(\vec{k})$ are symmetric with respect to the zero energy. Consequently, they can be analytically solved as follows. The square of $H_\uparrow(\vec{k})$ can be represented in the standard Γ -matrix representation as

$$H^2(\vec{k}) = g_0(\vec{k}) + 2 \sum_{i=1}^5 g_i(\vec{k}) \Gamma_i, \quad (13)$$

with the g_i 's expressed as

$$\begin{aligned} g_0 &= \lambda^2 + m^2 + 3(t_1^2 + t_2^2) + (2t_2^2 - t_1^2) \sum_{j=1}^3 \cos \vec{k} \cdot \vec{b}_j, \\ g_1 &= -t_1 t_2 \sum_{j=1}^3 \cos \vec{k} \cdot \vec{b}_j \sin \theta_i, \quad g_5 = -t_1 t_2 \sum_{j=1}^3 \cos \vec{k} \cdot \vec{b}_j \cos \theta_i, \\ g_2 &= -\lambda t_2 \sum_{j=1}^3 \cos \vec{k} \cdot \vec{a}_j, \quad g_3 = -\lambda t_2 \sum_{j=1}^3 \sin \vec{k} \cdot \vec{a}_j, \\ g_4 &= \frac{\sqrt{3}}{2} t_1^2 \sum_{j=1}^3 \sin \vec{k} \cdot \vec{b}_j - m\lambda, \end{aligned} \quad (14)$$

where $\vec{b}_1 = \hat{e}_2 - \hat{e}_3$, $\vec{b}_2 = \hat{e}_3 - \hat{e}_1$, and $\vec{b}_3 = \hat{e}_1 - \hat{e}_2$.

The Γ matrices satisfy the anticommutation relation as $\{\Gamma_i, \Gamma_j\} = 2\delta_{ij}$. They are defined here as

$$\Gamma_1 = 1_\tau \otimes \sigma_1, \quad \Gamma_{2,3,4} = \tau_{1,2,3} \otimes \sigma_3, \quad \Gamma_5 = 1_\tau \otimes \sigma_2. \quad (15)$$

The spectra are solved as $E^2(\vec{k}) = g_0 \pm 2(\sum_{i=1}^5 g_i^2)^{\frac{1}{2}}$.

In the case of neglecting the π bonding, i.e., $t_1 = t_2 = \frac{1}{2}t_\parallel$, the spectra can be expressed as

$$\begin{aligned} E_{1,4}(\vec{k}) &= \pm \sqrt{f_1(\vec{k}) + \sqrt{f_2(\vec{k})}}, \\ E_{2,3}(\vec{k}) &= \pm \sqrt{f_1(\vec{k}) - \sqrt{f_2(\vec{k})}}, \end{aligned} \quad (16)$$

where

$$\begin{aligned} f_1(\vec{k}) &= \lambda^2 + m^2 + \frac{3}{2}t_\parallel^2 + \frac{1}{4}t_\parallel^2 \eta_c(\vec{k}), \\ f_2(\vec{k}) &= \left\{ \frac{t_\parallel^2}{4} [3 - \eta_c(\vec{k})] - 4\lambda^2 \right\}^2 \\ &\quad + \lambda^2 (9t_\parallel^2 - 16\lambda^2 + 4m^2) - \frac{\sqrt{3}}{4} t_\parallel^2 m \lambda \eta_s(\vec{k}), \end{aligned} \quad (17)$$

and the expressions for η_c , η_s are defined as

$$\eta_c(\vec{k}) = \sum_{j=1}^3 \cos \vec{k} \cdot \vec{b}_j, \quad \eta_s(\vec{k}) = \sum_{j=1}^3 \sin \vec{k} \cdot \vec{b}_j. \quad (18)$$

B. Solution to eigen wave functions

Eigen-wave functions $\psi_i(\vec{k})$ for the band index $i = 1, \dots, 4$ can be obtained by applying two steps of projection operators successively. The first projection is

based on $H^2(\vec{k})$ which separates the subspace spanned by $\psi_{1,4}(\vec{k})$ from that by $\psi_{2,3}(\vec{k})$. We define

$$\begin{aligned} P_{14}(\vec{k}) &= \frac{1}{2} \left[1 + \sum_{i=1}^5 g'_i(\vec{k}) \Gamma_i \right], \\ P_{23}(\vec{k}) &= \frac{1}{2} \left[1 - \sum_{i=1}^5 g'_i(\vec{k}) \Gamma_i \right], \end{aligned} \quad (19)$$

where g'_i is normalized according to $g'_i(\vec{k}) = g_i(\vec{k}) / \sqrt{f_2(\vec{k})}$ such that $\sum_i g'^2_i = 1$. In each subspace, we can further distinguish the positive and negative energy states by applying

$$P_i(\vec{k}) = \frac{1}{2} \left\{ 1 + \frac{1}{E_i} H_{\uparrow}(\vec{k}) \right\}. \quad (20) \quad \text{and}$$

for each band $i = 1, \dots, 4$. In other words, starting from an arbitrary state vector $\psi(\vec{k})$, we can decompose it into $\psi(\vec{k}) = \sum_{i=1}^4 \phi_i(\vec{k})$ according to

$$\begin{aligned} \phi_{1,4}(\vec{k}) &= P_{1,4}(\vec{k}) P_{14}(\vec{k}) \psi, \\ \phi_{2,3}(\vec{k}) &= P_{2,3}(\vec{k}) P_{23}(\vec{k}) \psi. \end{aligned} \quad (21)$$

which satisfy $H\phi_i(\vec{k}) = E_i\phi_i(\vec{k})$. Nevertheless, the concrete expressions of eigen wave functions $\psi_i (i = 1, \dots, 4)$ after normalization are rather complicated and thus we will not present their detailed forms.

C. A new set of bases

Below we present a simplified case in the absence of SO coupling, i.e., $\lambda = 0$, in which the two-step diagonal-

izations can be constructed explicitly. This also serves as a set of convenient bases for further studying the band topology after turning on SO coupling. We introduce a new set of orthonormal bases denoted as

$$\begin{aligned} |A_1(\vec{k})\rangle &= \frac{1}{\sqrt{2N_k}} \begin{pmatrix} \gamma_{1-}^*(\vec{k}) \\ 0 \\ \gamma_{1+}^*(\vec{k}) \\ 0 \end{pmatrix}, \\ |B_1(\vec{k})\rangle &= \frac{1}{\sqrt{2N_k}} \begin{pmatrix} 0 \\ \gamma_{1+}(\vec{k}) \\ 0 \\ \gamma_{1-}(\vec{k}) \end{pmatrix}, \end{aligned} \quad (22)$$

$$\begin{aligned} |A_2(\vec{k})\rangle &= \frac{1}{\sqrt{2N_k}} \begin{pmatrix} \gamma_{2-}(\vec{k}) \\ 0 \\ \gamma_{2+}(\vec{k}) \\ 0 \end{pmatrix}, \\ |B_2(\vec{k})\rangle &= \frac{1}{\sqrt{2N_k}} \begin{pmatrix} 0 \\ \gamma_{2+}^*(\vec{k}) \\ 0 \\ \gamma_{2-}^*(\vec{k}) \end{pmatrix} \end{aligned} \quad (23)$$

where

$$\begin{aligned} \gamma_{1\pm}(\vec{k}) &= \sum_{i=1}^3 e^{i\vec{k} \cdot \hat{e}_i \pm 2i\theta_i}, \quad \gamma_{2\pm}(\vec{k}) = \sum_{i=1}^3 e^{i\vec{k} \cdot \hat{e}_i \pm i\theta_i}, \\ N(\vec{k}) &= 3 - \eta_c(\vec{k}). \end{aligned} \quad (24)$$

In terms of this set of new bases, $H_{\uparrow}(\vec{k})$ is represented as

$$H_{\uparrow}(\vec{k}) = \begin{bmatrix} m - n(\vec{k}) & -\frac{3}{2}t_{\parallel} & h(\vec{k}) & 0 \\ -\frac{3}{2}t_{\parallel} & -m + n(\vec{k}) & 0 & h(-\vec{k}) \\ h^*(\vec{k}) & 0 & m + n(\vec{k}) & -\frac{1}{2}t_{\parallel}l^*(\vec{k}) \\ 0 & h^*(-\vec{k}) & -\frac{1}{2}t_{\parallel}l(\vec{k}) & -m - n(\vec{k}) \end{bmatrix}, \quad (25)$$

where for simplicity t_{\perp} is set to 0; $n(\vec{k})$, $l(\vec{k})$, and $h(\vec{k})$ are expressed as

$$\begin{aligned} n(\vec{k}) &= \frac{\sqrt{3}\lambda}{N_k} \eta_s(\vec{k}), \quad l(\vec{k}) = \sum_i e^{i\vec{k} \cdot \hat{e}_i}, \\ h(\vec{k}) &= \frac{i\lambda}{N_k} \left\{ \left(\sum_i e^{i\vec{k} \cdot \hat{e}_i} \right)^2 - 3 \left(\sum_i e^{-i\vec{k} \cdot \hat{e}_i} \right) \right\}. \end{aligned} \quad (26)$$

In the absence of SO coupling, $h(\vec{k}) = n(\vec{k}) = 0$, the above matrix of $H_{\uparrow}(\vec{k})$ is already block diagonalized. The left-up block represents the Hamiltonian matrix in the subspace spanned by the bottom band $|\phi_1(\vec{k})\rangle$ and

top band $|\phi_4(\vec{k})\rangle$, and the right-bottom block represents that in the subspace spanned by the middle two bands $|\phi_{2,3}(\vec{k})\rangle$. Apparently, the bottom and top bands are flat as

$$E_{1,4} = \pm \sqrt{\left(\frac{3}{2}t_{\parallel}\right)^2 + m^2}, \quad (27)$$

whose eigen wave functions are solved as

$$\begin{bmatrix} |\phi_1(\vec{k})\rangle \\ |\phi_4(\vec{k})\rangle \end{bmatrix} = \begin{bmatrix} \sin \frac{\alpha}{2} & \cos \frac{\alpha}{2} \\ \cos \frac{\alpha}{2} & -\sin \frac{\alpha}{2} \end{bmatrix} \begin{bmatrix} |A_1(\vec{k})\rangle \\ |B_1(\vec{k})\rangle \end{bmatrix}, \quad (28)$$

where $\alpha = \arctan \frac{3t_{\parallel}}{2m}$. As for the middle two bands, the spectra can be easily diagonalized as

$$E_{2,3}(\vec{k}) = \pm \sqrt{\frac{1}{4}t_{\parallel}^2\eta_c^2(\vec{k}) + m^2}. \quad (29)$$

The spectrum is the same as that in graphene at $m = 0$. The eigen wave functions are enriched by orbital structures which can be solved as

$$\begin{bmatrix} |\phi_2(\vec{k})\rangle \\ |\phi_3(\vec{k})\rangle \end{bmatrix} = \begin{bmatrix} \sin \frac{\beta}{2} & \cos \frac{\beta}{2} e^{i\phi} \\ \cos \frac{\beta}{2} e^{-i\phi} & -\sin \frac{\beta}{2} \end{bmatrix} \begin{bmatrix} |A_2(\vec{k})\rangle \\ |B_2(\vec{k})\rangle \end{bmatrix}, \quad (30)$$

where $\beta(\vec{k}) = \arctan[\frac{t_{\parallel}}{2m}l(\vec{k})]$ and $\phi(\vec{k}) = \arg l(\vec{k})$.

D. Appearance of flat bands

According to the analytical solution of spectra Eq. (16), flat bands appear in two different situations: (i) In the absence of SO coupling such that the bottom and top bands are flat with the eigen energies described by Eq. (27); (ii) in the presence of SO coupling, at $\lambda = \frac{3}{4}t_{\parallel}$, the two middle bands are flat with the energies $E_{2,3}(\vec{k}) = \pm \frac{3}{4}t_{\parallel}$. In both cases, the band flatness implies that we can construct eigenstates localized in a single hexagon plaquette. The localized eigenstates for the case of $\lambda = 0$ are constructed in Ref. 29, and those for the case of $\lambda = \frac{3}{4}t_{\parallel}$ were presented in Ref. 35. Since the kinetic energy is suppressed in the flat bands, interaction effects are nonperturbative. Wigner crystallization²⁹ and ferromagnetism³³ have been studied in the flat band at $\lambda = 0$.

V. BAND TOPOLOGY AND BAND CROSSINGS

In this section, we study the topology of band structures after SO coupling λ is turned on. Due to the s_z conservation, the Z_2 topological class is augmented to the spin Chern class. Without loss of generality, we only use the pattern of Chern numbers of the sector $s = \uparrow$ to characterize the band topology, and that of the $s = \downarrow$ sector is just with an opposite sign. The Berry curvature for the i -th band is defined as

$$F_i(\vec{k}) = \partial_{k_x} A_y(\vec{k}) - \partial_{k_y} A_x(\vec{k}) \quad (31)$$

in which the Berry connection is defined as $\vec{A}_i(\vec{k}) = -i\langle\phi_i(\vec{k})|\vec{\nabla}_k|\phi_i(\vec{k})\rangle$. The spin Chern number of band i can be obtained through the integral over the entire first Brillouin zone as

$$C_{s,i} = \frac{1}{2\pi} \int_{FBZ} dk_x dk_y F_i(\vec{k}_x, \vec{k}_y). \quad (32)$$

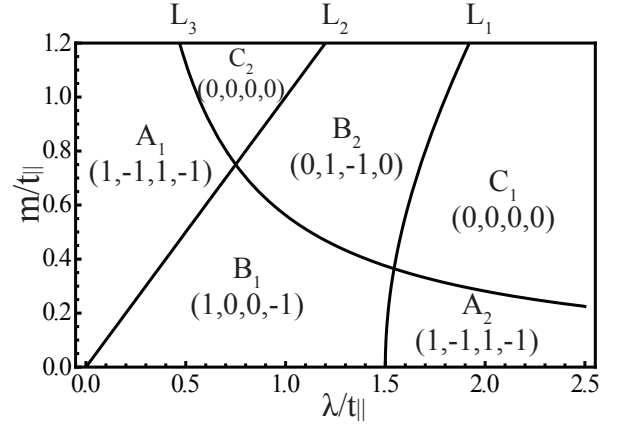


FIG. 1. Phases with different spin Chern number patterns ($C_{s1}, C_{s2}, C_{s3}, C_{s4}$) vs SO coupling strength λ and the sublattice asymmetry parameter m . Due to the s_z conservation and TR symmetry, only those of the four $s = \uparrow$ bands are shown. Phase boundaries $L_{1,2,3}$ satisfy the level crossing conditions located at Γ , K , and K' , respectively. Their analytic expressions are $\lambda^2 - m^2 = (\frac{3}{4}t_{\parallel})^2$, $\lambda = m$, and $\lambda m = (\frac{3}{4}t_{\parallel})^2$, respectively. L_1 and L_3 intersect at $(\lambda, m) = (\frac{3}{4}(\sqrt{5}+2), \frac{3}{4}(\sqrt{5}-2)) \approx (1.54, 0.36)$, and L_2 and L_3 intersect at $(\lambda, m) = (\frac{3}{4}, \frac{3}{4})$.

A. Band crossings at Γ , K and K'

We have performed the numerical integration for spin Chern numbers ($C_{s1}, C_{s2}, C_{s3}, C_{s4}$) for $H_{\uparrow}(\vec{k})$ as presented in Fig. 1 based on Eq. (32). The phase boundary lines $L_{1,2,3}$ are associated with band touching, which occurs at high symmetry points Γ , K , and K' , respectively. The momenta of these points are defined as $(0, 0)$, $(\pm \frac{4\pi}{3\sqrt{3}}, 0)$. Since the dispersions of $H_{\uparrow}(\vec{k})$ are symmetric with respect to zero energy, the band crossing occurs either between bands 2 and 3 at zero energy, or between 1 and 2, 3 and 4 symmetrically with respect to zero energy.

We first check the crossing at the Γ -point. According to Eq. (16), the energies of the two middle levels are

$$E_{2,3}(\Gamma) = \pm \left(\lambda - \sqrt{m^2 + \left(\frac{3}{2}t_{\parallel}\right)^2} \right). \quad (33)$$

The level crossing can only occur at zero energy with the hyperbolic condition

$$\lambda^2 = m^2 + \left(\frac{3}{2}t_{\parallel}\right)^2, \quad (34)$$

which corresponds to line L_1 in Fig. 1.

The sublattice asymmetry parameter m and SO coupling λ are different mass generation mechanisms. The former breaks parity and contributes equally at K and K' , while the latter exhibits opposite signs. Their total effects superpose constructively or destructively at K and K' , respectively, as shown in the spectra of the two lower energy levels at K and K' . At $K' = (-\frac{4\pi}{3\sqrt{3}}, 0)$,

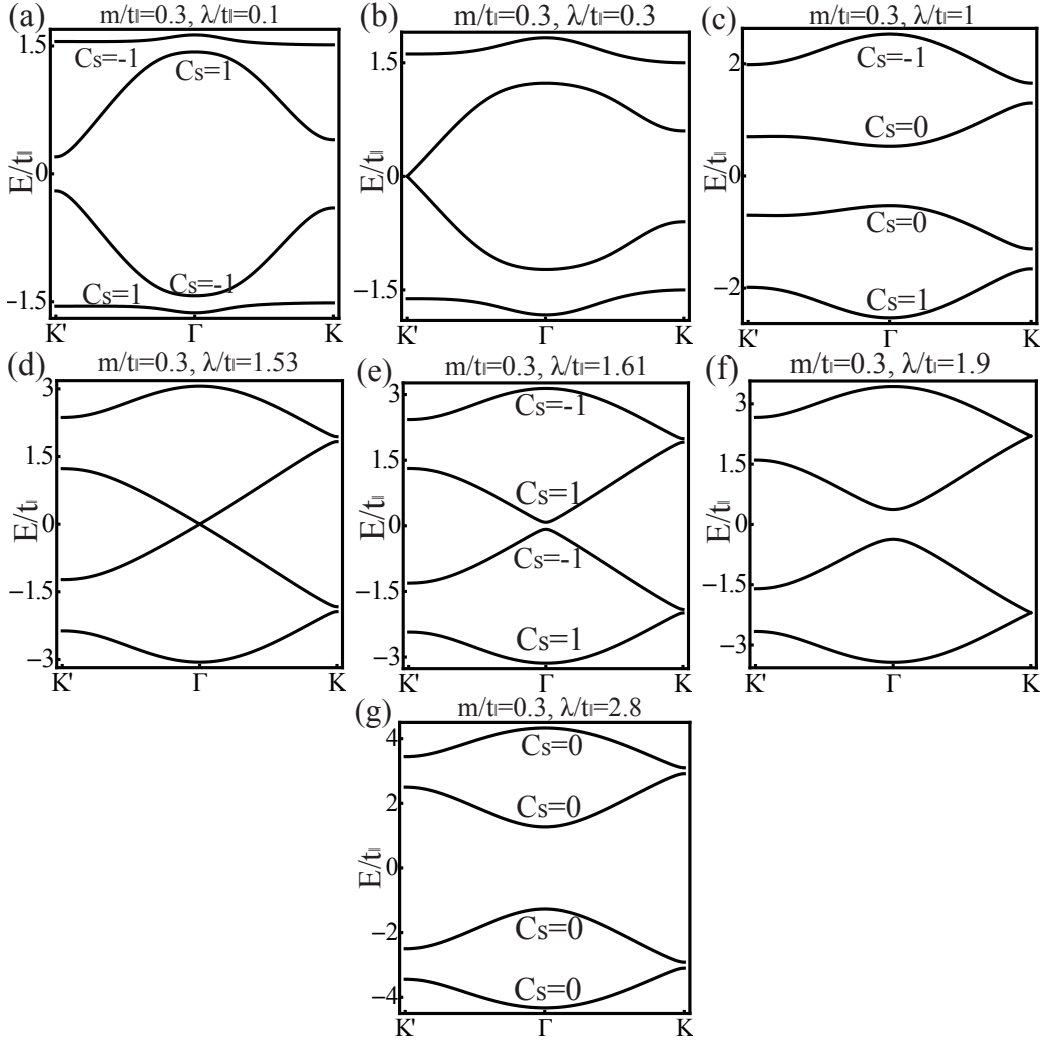


FIG. 2. The spectra along the cut of K' - Γ - K in Brillouin zone. The spectra evolution is shown with fixed $m/t_{\parallel} = 0.3$ and increasing λ from 0.1 (a) to 2.8 (g), which passes phases A_1 , B_1 , A_2 , and C_1 . The pattern of spin-Chern numbers in the gapped states are marked. Parameters of (b), (d), and (f) are located at phase boundaries and gaps are closed at K' , Γ , and K points for (b), (d), and (f), respectively. Please note the appearance of single Dirac cones for the sector of spin- \uparrow , which is possible in 2D when two masses from sublattice asymmetry and SO coupling compete.

they are

$$E_{2,3}(K') = \pm(\lambda - m), \quad (35)$$

and those at $K = (\frac{4\pi}{3\sqrt{3}}, 0)$ are

$$E_{1,4}(K) = \mp \sqrt{(m - \lambda)^2 + \left(\frac{3}{2}t_{\parallel}\right)^2},$$

$$E_{2,3}(K) = \mp(m + \lambda). \quad (36)$$

Thus the level crossing at K' occurs at zero energy with the relation

$$\lambda = m, \quad (37)$$

which is line L_2 in Fig. 1. Similarly, the level crossing at K occurs when $E_2(K) = E_1(K)$ leading to the condition

$$\lambda m = \left(\frac{3}{4}t_{\parallel}\right)^2, \quad (38)$$

which is line L_3 in Fig. 1.

B. Evolution of the topological band structures

The lattice asymmetry term m by itself can open a gap at K and K' in the absence of SO coupling. In this case, the gap value is m at both K and K' . The lower two bands remain touched at the Γ point with quadratic band touching. Nevertheless, the overall band structure remains nontopological.

The SO coupling λ brings nontrivial band topology. Its competition with the lattice asymmetry results in a rich structure of band structure topology presented in Fig. 1, which are characterized by their pattern of spin Chern numbers. There are two phases characterized by the same spin Chern number pattern (1, -1, 1-1) marked

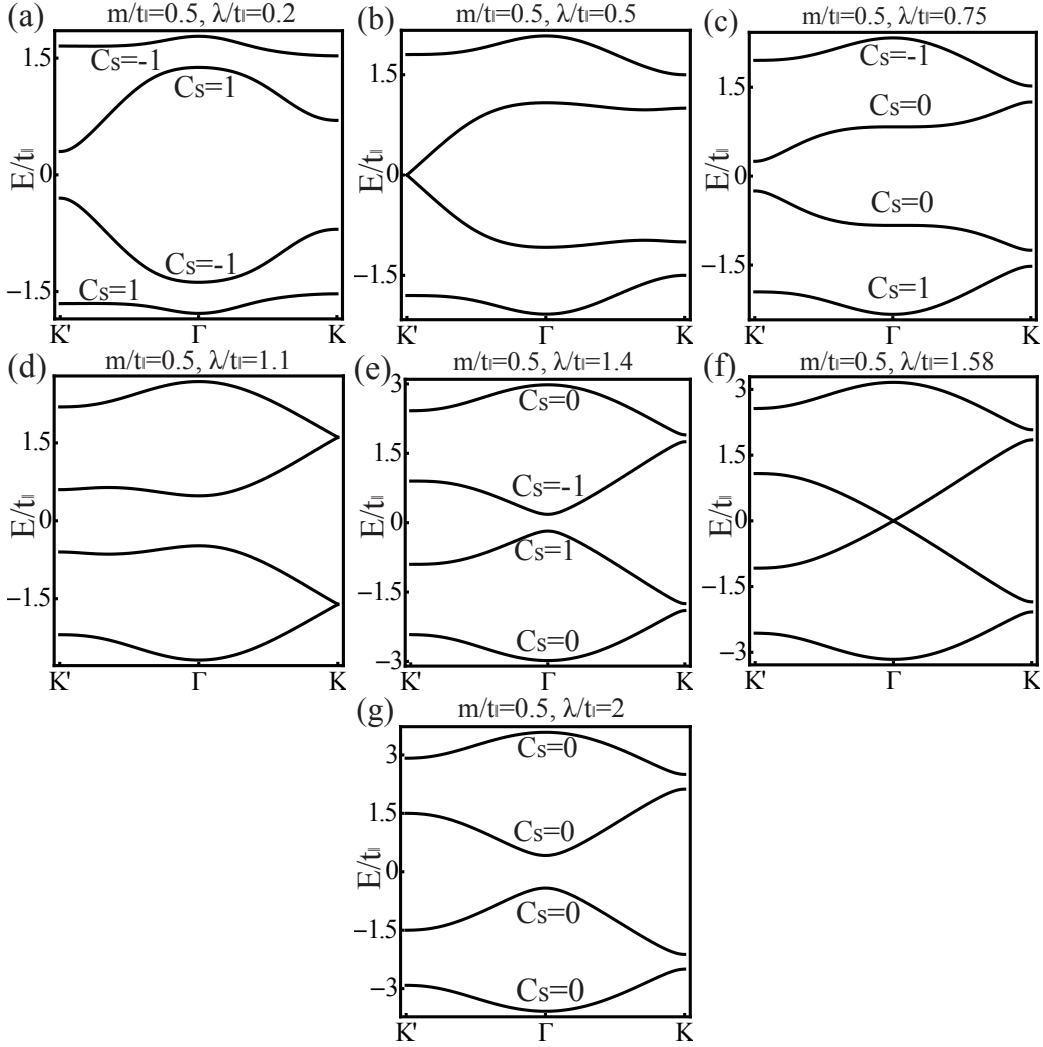


FIG. 3. The same plot as in Fig. 2 but for the evolution with fixed $m/t_{\parallel} = 0.5$ and increasing λ from 0.2 (a) to 2 (g), which passes phases A_1 , B_1 , and B_2 and C_1 . Gaps are closed at K' , K , and Γ points in (b), (d), and (f), respectively.

as A_1 and A_2 , respectively; two phases characterized by $(1, 0, 0, -1)$ marked as B_1 and B_2 ; and two trivial phases denoted as C_1 and C_2 $(0, 0, 0, 0)$.

Even an infinitesimal value of λ removes the quadratic band touching between the band 1 and 2, and brings nontrivial band topology. The line of $m = 0$ corresponds to the situation investigated in the QAH insulator based on the p_x - and p_y -orbital bands in the honeycomb lattice^{32,35}. The current situation is a 2D topological insulator with s_z conserved, which is just a double copy of the previous QAH model. At small values of λ , the system is in the B_1 phase. It enters the A_2 phase after crossing the line L_1 at $\lambda = \frac{3}{2}t_{\parallel}$.

If the system begins with a nonzero lattice asymmetry parameter m , it first enters the A_1 . If we increase SO coupling strength λ by fixing m at different values, different band topology transitions appear. To further clarify these transitions, we plot the spectra evolutions with increasing λ while fixing $m = 0.3, 0.5$, and 1 in Figs. 2, 3,

4, respectively. Only the spectra along the line cut from K' to Γ to K in the Brillouin zone are plotted. At small values of m as shown in Fig. 2, the gap first closes at K' , and then at Γ , and finally at K with increasing λ . The sequence of phase transitions is $A_1 \rightarrow B_1 \rightarrow A_2 \rightarrow C_1$. At intermediate values of m shown in Fig. 3, the gap first closes at K' , then at K , and finally at Γ leading to a sequence of phase transitions $A_1 \rightarrow B_1 \rightarrow B_2 \rightarrow C_1$. At large values of m as shown in Fig. 4, the gap first closes at K' , then at K , and finally at Γ . The sequence of phases is $A_1 \rightarrow C_2 \rightarrow B \rightarrow C_1$.

VI. REDUCED TWO-BAND MODELS AROUND BAND CROSSINGS

In order to further clarify topological band transitions, we derive the effective two-band Hamiltonians around the gap closing points (Γ , K , and K') respectively in this

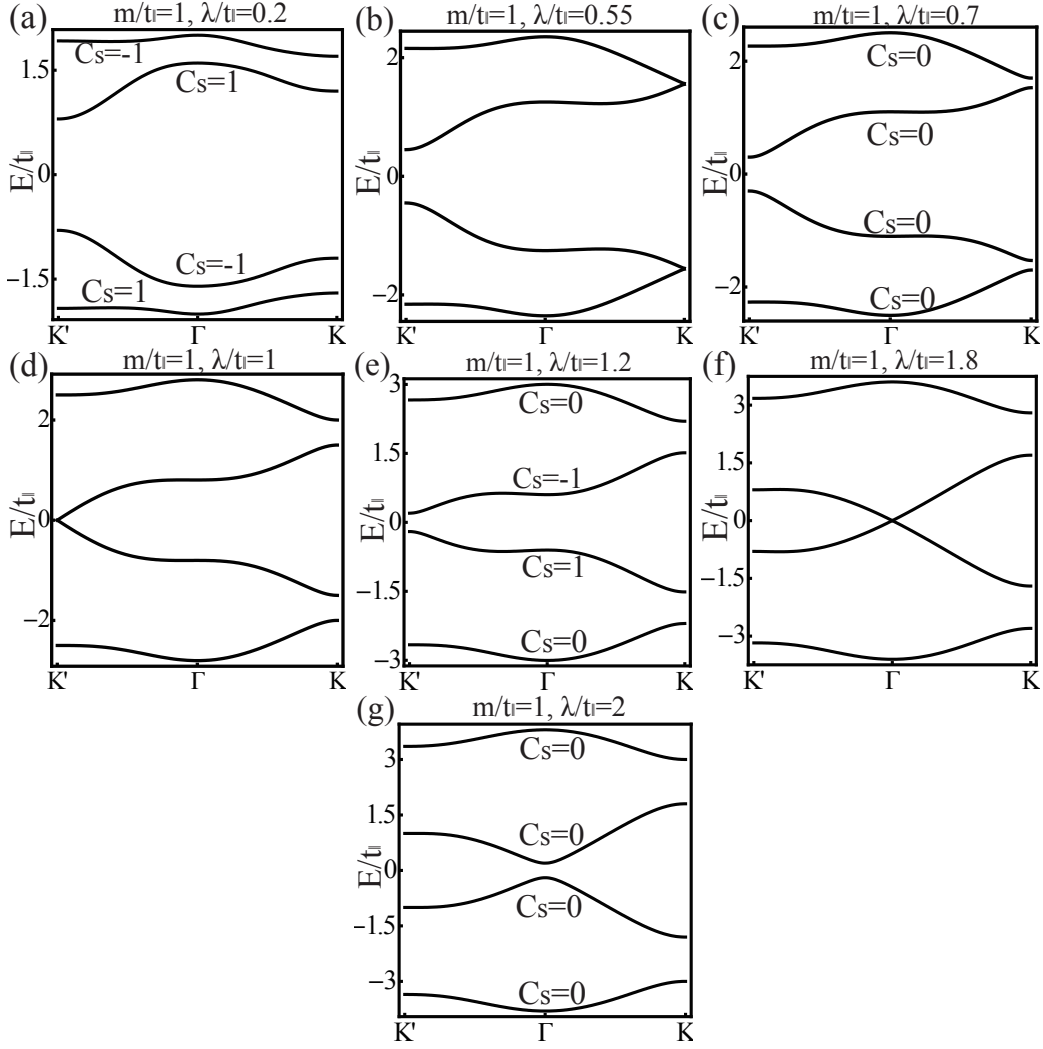


FIG. 4. The same plot as in Fig. 2 but for the evolution fixing $m/t_{\parallel} = 1$ and increasing λ from 0.2 (a) to 2 (g), which passes phases A_1 , C_2 , and B_2 and C_1 . Gaps are closed at K' , K , and Γ points in (b), (d), and (f), respectively.

section.

Since the crossing at the Γ point occurs at zero energy, we consider the middle two states. We construct the two bases as

$$\begin{aligned} |\phi_2(\vec{k})\rangle &= \cos \frac{\alpha}{2} |\psi_{A,-}(\vec{k})\rangle + \sin \frac{\alpha}{2} |\psi_{B,-}(\vec{k})\rangle \\ |\phi_3(\vec{k})\rangle &= -\sin \frac{\alpha}{2} |\psi_{A,+}(\vec{k})\rangle + \cos \frac{\alpha}{2} |\psi_{B,+}(\vec{k})\rangle, \end{aligned} \quad (39)$$

where $\alpha = \arctan \frac{3t_{\parallel}}{2m}$. Right at the Γ point, these two bases are the eigenvectors of the middle two bands with energies are $E_{2,3}(\Gamma) = \mp(\sqrt{m^2 + (\frac{3}{2}t_{\parallel})^2} - \lambda)$, respectively. As $\lambda \rightarrow \sqrt{m^2 + (\frac{3}{2}t_{\parallel})^2}$, we construct the low-energy Hamiltonian for \vec{k} around the Γ point by using

$|\phi_{2,3}(\vec{k})\rangle$ as bases:

$$\begin{aligned} &\begin{bmatrix} \langle \phi_2 | H | \phi_2 \rangle & \langle \phi_2 | H | \phi_3 \rangle \\ \langle \phi_3 | H | \phi_2 \rangle & \langle \phi_3 | H | \phi_3 \rangle \end{bmatrix} \\ &= \begin{bmatrix} -\lambda + \sqrt{m^2 + (\frac{3}{2}t_{\parallel})^2} & \frac{3}{4}t_{\parallel}(k_x + ik_y) \\ \frac{3}{4}t_{\parallel}(k_x - ik_y) & \lambda - \sqrt{m^2 + (\frac{3}{2}t_{\parallel})^2} \end{bmatrix}, \end{aligned} \quad (40)$$

which describes the band crossing of line L_1 in Fig. 1. The two-band effective model for the crossing at the K' point is just what we have constructed in Eq. (42). It describes the crossing at zero energy represented by line L_2 in Fig. 1.

As for the band crossing at the K point, it occurs between band 1 and 2, and between 3 and 4 symmetrically with respect to zero energy (B_2 , C_1 , and C_2 phases). For simplicity, we only consider the effective two-band model at small values of m . In this case, the band crossing is described by line L_3 in Fig. 1 occurring at large values of $\lambda \gg m$. The on-site energy level splitting between

the states of (p_+, \uparrow) and (p_-, \uparrow) is larger than the hopping integral t_{\parallel} , and each of them will develop a single band in the honeycomb lattice. The bands of p_{\pm} orbitals lie symmetrically with respect to zero energy. Nevertheless, as shown in Refs. 32 and 35, the interband coupling at the second-order perturbation level effectively generates the complex-valued next-nearest-neighbor hopping as in Haldane's QAH model⁵. Our current situation is a TR double copy and thus it gives rise to the Kane-Mele model.

To describe the above physics, we only keep the p_+ orbitals on each site in the case of large values of λ . Then the terms of h_{11} , h_{22} , h_{21} , and h_{12} in Eq. (7) become perturbations. By the second-order perturbation theory, we derive the low-energy Hamiltonian of $(p_{A,+}(\vec{k}), p_{B,+}(\vec{k}))$ bands as

$$\begin{aligned} & \begin{bmatrix} \langle \psi_{A+} | H | \psi_{A+} \rangle & \langle \psi_{A+} | H | \psi_{B+} \rangle \\ \langle \psi_{B+} | H | \psi_{A+} \rangle & \langle \psi_{B+} | H | \psi_{B+} \rangle \end{bmatrix} \\ &= \begin{bmatrix} m + m_H(\vec{k}) & -\frac{t_{\parallel}}{2} l^*(\vec{k}) \\ -\frac{t_{\parallel}}{2} l(\vec{k}) & -m - m_H(\vec{k}) \end{bmatrix}, \end{aligned}$$

where

$$m_H(\vec{k}) = \frac{\sqrt{3}}{8} \frac{t_{\parallel}^2}{\lambda} \sin \eta_s(\vec{k}). \quad (41)$$

Around the K point, $m_H(K) = -\frac{9}{16} \frac{t_{\parallel}^2}{\lambda}$. The band crossing occurs when $m + m_H(\vec{k})$ switches sign, which gives rise to line L_3 in Fig. 1.

The topological gap opens at the K' point between bands 2 and 3. According to Eq. (25), we only need to keep the right-bottom block for the construction of the low-energy two-band model. By expanding around the K' point, we have

$$\begin{aligned} & \begin{bmatrix} \langle A_2 | H | A_2 \rangle & \langle A_2 | H | B_2 \rangle \\ \langle B_2 | H | A_2 \rangle & \langle B_2 | H | B_2 \rangle \end{bmatrix} \\ &= \begin{bmatrix} m - \lambda & -\frac{3}{4} t_{\parallel} (\delta k_x + i \delta k_y) \\ -\frac{3}{4} t_{\parallel} (\delta k_x - i \delta k_y) & -m + \lambda \end{bmatrix}, \quad (42) \end{aligned}$$

where $\delta \vec{k} = \vec{k} - \vec{K}'$, and thus the mass term is controlled by $m - \lambda$. For completeness, we also derive the effective two-band Hamiltonian for bands 2 and 3 around the K point similarly, which yields the gap value $m + \lambda$. In the absence of lattice asymmetry, the gap values at K and K' are both the SO coupling strength.

Now let us look more carefully at the eigen wave functions of the effective two-band Hamiltonian for bands 2 and 3 at K' and K points and check their orbital angular momenta. The eigenstates are just $|A_2(K')\rangle$ and $|B_2(K')\rangle$ at K' , and $|A_2(K)\rangle$, and $|B_2(K)\rangle$ at K . In the

bases of Eq. (5), we express

$$\begin{aligned} |A_2(K')\rangle &= \begin{bmatrix} 1 \\ 0 \\ 0 \\ 0 \end{bmatrix}, & |B_2(K')\rangle &= \begin{bmatrix} 0 \\ 0 \\ 0 \\ 1 \end{bmatrix}, \\ |A_2(K)\rangle &= \begin{bmatrix} 0 \\ 0 \\ 1 \\ 0 \end{bmatrix}, & |B_2(K)\rangle &= \begin{bmatrix} 0 \\ 1 \\ 0 \\ 0 \end{bmatrix}. \quad (43) \end{aligned}$$

All of them are the orbital angular momentum eigenstates with $L_z = \pm 1$. Considering this is the sector with $s = \uparrow$, the gap is just the atomic SO coupling strength λ in the absence of the lattice asymmetry term m .

VII. LARGE TOPOLOGICAL BAND GAPS

The most striking feature of these p_x - p_y systems is the large topological band gap at K' , K , and Γ points. In this section, we analyze the origin of large topological band gaps at these k points in the B_1 phase (quantum spin Hall (QSH) phase, $\lambda > m$). For the case of a single-component fermion QAH model studied in Ref. 32, it has been analyzed that the gap values at the Γ , K , and K' points are just the on-site rotation angular velocity Ω in the absence of the lattice asymmetry term. The situation in this paper is a TR invariant double copy of the previously single component case, and thus the role of Ω is replaced by the on-site atomic SO coupling strength λ .

At the K' point, according to Eq. (43), the eigenstates for the bands 2,3 are orbital angular momentum eigenstates with $L_z = \pm 1$. The energy and corresponding eigenstates for bands 2 and 3 are

$$\begin{aligned} E_2(K') &= m - \lambda, & |\phi_2(K')\rangle &= |\psi_{A,+}(K')\rangle, \\ E_3(K') &= \lambda - m, & |\phi_3(K')\rangle &= |\psi_{B,-}(K')\rangle, \\ \Delta_{K'} &= 2(\lambda - m). \quad (44) \end{aligned}$$

As shown in Fig. 5, the eigenstate for band 2 has $L_z = +1$ with the energy $m - \lambda$, which is of $p_x + ip_y$ type, and its wave function is totally on the A sublattice. In contrast, the eigenstate for band 3 has $L_z = -1$ with the energy $\lambda - m$. It is of the $p_x - ip_y$ type whose wave function completely distributes on the B sublattice. The topological band gap is thus $2(\lambda - m)$. If the sublattice asymmetry term vanishes, i.e., $m = 0$, the band gap is just 2λ .

Obviously, the atomic on-site SO coupling strength λ directly contributes to the topological band gap, leading to a large band splitting. It is because at the K' point, the eigenstates of the system are also L_z eigenstates, which means the topological band gap is the eigenenergy difference between the SO coupling term $s_z L_z$ for $L_z = \pm 1$. It is easy to generalize the analysis to the K point similarly.

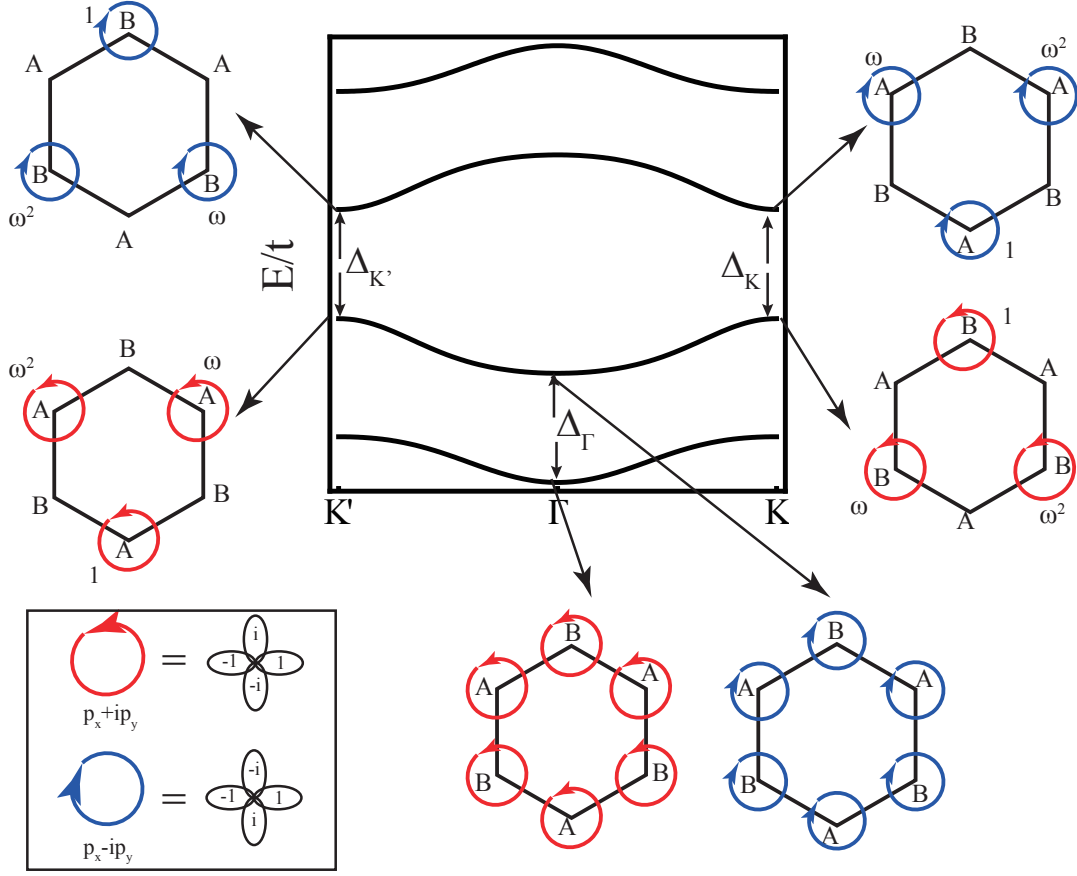


FIG. 5. (Color online) The topological energy gap at the high symmetry K' , K , and Γ points for the B_1 phase, denoted $\Delta_{K'}$, Δ_K , and Δ_Γ respectively. $\Delta_{K'} = \Delta_K = \Delta_\Gamma = 2\lambda$ in the absence of lattice asymmetry. The corresponding real space orbital configurations of the eigenstates are of $p_x \pm ip_y$ type ($L_z = \pm 1$). We denote the orbital angular momentum $L_z = \pm 1$ eigenstates as red (blue) counterclockwise (clockwise) circles, as shown in the inset. At the K' (K) point, the eigenstate for band 2 is of the $p_x + ip_y$ type completely located at the A (B) sublattice, while for band 3 the eigenstate is of the $p_x - ip_y$ type at the B (A) sublattice. The phase factor for each site in the hexagonal plquette is $\omega = e^{i\frac{2}{3}\pi}$. At the Γ point, the eigenstates for band 1 and 2 are both superpositions of the wave functions at A and B sublattices, but with opposite orbital angular momentum.

At the Γ point, the Hamiltonian $H(\vec{k})$ preserves all the rotation symmetries of the system, and thus the SO coupling term $s_z L_z$ commutes with $H(\vec{k})$. The eigenstates simultaneously diagonalize the SO coupling term and $H(\vec{k})$. The energy and corresponding eigenstates for bands 1 and 2 at the Γ point are

$$\begin{aligned}
 E_1(\Gamma) &= -\lambda - \sqrt{m^2 + (\frac{3}{2}t_\parallel)^2}, \\
 |\phi_1(\Gamma)\rangle &= \sin \frac{\alpha}{2} |\psi_{A,+}(\Gamma)\rangle + \cos \frac{\alpha}{2} |\psi_{B,+}(\Gamma)\rangle, \\
 E_2(\Gamma) &= \lambda - \sqrt{m^2 + (\frac{3}{2}t_\parallel)^2}, \\
 |\phi_2(\Gamma)\rangle &= \cos \frac{\alpha}{2} |\psi_{A,-}(\Gamma)\rangle + \sin \frac{\alpha}{2} |\psi_{B,-}(\Gamma)\rangle, \\
 \Delta_\Gamma &= 2\lambda.
 \end{aligned} \tag{45}$$

The eigenstates for bands 1,2 are the superpositions of wave functions on both the A and B sublattices. However, for band 1, the eigenstate is an $L_z = -1$ eigenstate,

and the eigenstate for band 2 is an $L_z = 1$ eigenstate (see Fig. 5). As a result, the topological band gap Δ_Γ is the energy difference of the SO coupling term $s_z L_z$, which is 2λ .

We discuss the dependence of the topological gap values on SO coupling strength in the B_1 phase. Let us first consider the gap between the lowest two bands. For the case without lattice asymmetry, i.e., $m/t_\parallel = 0$, in the weak and intermediate regimes of the SO coupling strength $0 < \lambda/t_\parallel < 3/(4\sqrt{2})$, the minimal gap is located at the Γ point as shown in Fig. 2(b). In typical solid state systems, λ lies in these regimes, and thus, typically, the topological gap can approach up to $2\lambda = 3/(2\sqrt{2})t_\parallel$, which is a very large gap. If λ further increases, then the minimal gap shifts from the Γ point to the K points, and the value of the gap shrinks as λ increases. Similarly, consider the topological gap between the middle two bands, and for parameters $m/t_\parallel = 0$: as long as the SO coupling strength is in the B_1 phase, the minimal gap is located at the K (K') point, which can approach up to

$$2\lambda = 3t_{\parallel}.$$

VIII. QUANTUM ANOMALOUS HALL STATE

In this section, we add the Néel antiferromagnetic exchange field term [Eq. (4)] to the Hamiltonian. This term gives rise to another mass generation mechanism. Together with the atomic SO coupling term of $L_z\sigma_z$, and the sublattice asymmetry term [Eq. (3)] discussed before, we can drive the system to a QAH state. A similar mechanism was also presented in the single-orbital honeycomb lattice⁴⁷, and here we generalize it to the p_x - p_y -orbital systems.

We consider the gap opening at the K and K' points, and assume that bands 1 and 2 are filled. In the absence of the Néel term [Eq. (4)], the system is in the trivially gapped phase A_1 at $m > \lambda$, and in the QSH phase B_1 at $\lambda > m$.

Let us start with the QSH phase B_1 with $\lambda > m > 0$, and gradually turn on the Néel exchange magnitude $n > 0$. The energy levels for different spin sectors at the K' and K points for the middle two bands are

$$\begin{aligned} E_{2,3,\uparrow}(K') &= \mp(\lambda - m - n), \\ E_{2,3,\downarrow}(K') &= \mp(\lambda + m - n), \\ E_{2,3,\uparrow}(K) &= \mp(\lambda + m + n), \\ E_{2,3,\downarrow}(K) &= \mp(\lambda - m + n). \end{aligned} \quad (46)$$

The gap will not close for both spin- \uparrow and spin- \downarrow sectors at the K point with increasing n , and thus we focus on the band crossing at the K' point. At this point, the first band crossing occurs in the spin- \uparrow sector at $n = \lambda - m$, which changes the spin- \uparrow sector into the topologically trivial regime. Meanwhile, the spin- \downarrow sector remains topologically nontrivial, and thus the system becomes a QAH state. If we further increase n , the second band crossing occurs in the spin- \downarrow sector at $n = \lambda + m$, at which the spin- \downarrow sector also becomes topologically trivial. In this case, the entire system is a trivial band insulator. The QAH state can be realized for $\lambda - m < n < \lambda + m$. The band crossing diagrams are shown in Fig. 6(a).

Similarly, we start from the A_1 trivially gapped phase ($0 < \lambda < m$), and gradually turn on the Néel exchange field n . The middle two energy levels for both spin sectors at the K' and K points are

$$\begin{aligned} E_{2,3,\uparrow}(K') &= \mp(m - \lambda + n), \\ E_{2,3,\downarrow}(K') &= \mp(m + \lambda - n), \\ E_{2,3,\uparrow}(K) &= \mp(m + \lambda + n), \\ E_{2,3,\downarrow}(K) &= \mp(m - \lambda - n). \end{aligned} \quad (47)$$

In this case, the spin- \uparrow sector remains in the trivially gapped phase with increasing n , since there is no band inversion in this sector [see Fig. 6(b)]. The first band crossing occurs in the spin- \downarrow sector at the K point when $n = m - \lambda$, rendering this sector topologically nontrivial, and then the whole system goes into a QAH phase. The

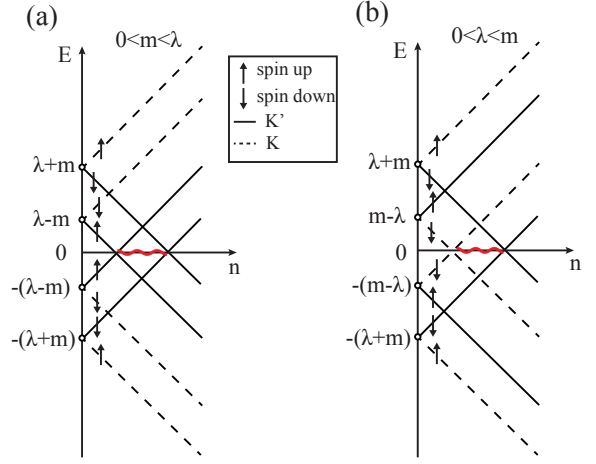


FIG. 6. (Color online) Diagrams of the energy level crossing with increasing antiferromagnetic exchange field strength n for two parameter regimes (a) $0 < m < \lambda$ and (b) $0 < \lambda < m$. Red wavy lines indicate the range of n for the system to be in a QAH phase ($|\lambda - m| < n < \lambda + m$).

second band inversion occurs at the K' point also in the spin- \downarrow sector at $n = \lambda + m$. Now the spin- \downarrow sector is back into a topologically trivial phase, and the whole system is a trivial band insulator for $n > \lambda + m$. Similarly to the previous case, the QAH phase is realized at $-\lambda + m < n < \lambda + m$.

There are three gap parameters in our model, the spin-orbit coupling λ , the sublattice asymmetry term m , and the Néel exchange field n . Combining the two situations discussed above, we summarize the condition for the appearance of the QAH state as follows:

$$|\lambda - m| < n < \lambda + m, \quad (48)$$

which is also equivalent to $|m - n| < \lambda < m + n$, or $|\lambda - n| < m < \lambda + n$. In other words, the three gap parameters λ , m , and n can form a triangle. For the buckled honeycomb lattices, the A and B sublattices are at different heights. The Néel exchange field n can be generated by attaching two ferromagnetic substrates with opposite magnetizations to the two surfaces, and the sublattice asymmetry term m can also be generated if the contacts with these two substrates are asymmetric. In the parameter regime for the QAH state, it is easy to check that the maximal topological gap is the minimum of λ and m .

IX. CONCLUSIONS AND OUTLOOKS

In summary, we have presented a minimal model to describe the 2D topological insulator states in the honeycomb lattice which have been recently proposed in the literature. The p_x and p_y orbitals are the key, and thus their properties are dramatically different from those in graphene. The atomic level SO coupling directly contributes to the topological gap opening, and thus the gap

can be large. Due to the conservation of s_z , the band structures are a TR invariant doublet of the previously investigated QAHE based on the p orbital in the honeycomb lattice. The band topology is described by the spin Chern numbers. Both sublattice asymmetry and the on-site SO coupling can open the gap, and their competition leads to a rich structure of topological band insulating phases. Due to the underlying structure of Clifford algebra, the energy spectra and eigen wave functions can be obtained analytically. Also, the transition lines among different topological insulators are also analytically obtained. Low-energy two-band models are constructed around band crossings. Furthermore, with the help of the Néel antiferromagnetic exchange field, the model can enter into a QAH phase. This work provides a useful platform for further exploring interaction and topological properties in such systems.

In addition to a class of solid state materials, the model constructed in this article can, in principle, also be realized in ultracold-atom optical lattices. For example, in previous papers by one of the authors and his collaborators (Refs. 30 and 35), the quantum anomalous Hall models were proposed for spinless fermions of the p_x/p_y bands in the honeycomb optical lattices. By this technique, each optical site is rotating around its own center, which can be modeled as an orbital Zeeman term.

The quantum spin Hall model of Eqs. (1) and (2) is a time-reversal invariant double of the anomalous quantum Hall model, which in principle can be realized by the spin-dependent on-site rotations of the honeycomb lattice, i.e., the rotation angular velocities for spin- \uparrow and spin- \downarrow fermions are opposite to each other. This is essentially a spin-orbit coupling term $L_z S_z$ and the rotation angular velocity plays the role of spin-orbit coupling strength. In order to observe the topological phase, we need the fermions population to fill the p -orbital bands. Then, the phase diagram will be the same as in Fig.1, by replacing the spin-orbit coupling strength with the magnitude of the angular velocity.

Note added Near the completion of this work, we became aware of the work Ref. 41 in which the low energy effective model of the 2D topological insulators on honeycomb lattice are also constructed.

ACKNOWLEDGMENTS

G. F. Z. and C. W. are supported by the NSF DMR-1410375 and AFOSR FA9550-11-1-0067(YIP). Y. L. thanks the Inamori Fellowship and the support at the Princeton Center for Theoretical Science. C.W. acknowledges financial support from the National Natural Science Foundation of China (11328403).

* guz003@physics.ucsd.edu

† YL5@princeton.edu

- ¹ K. Klitzing, G. Dorda, and M. Pepper, Phys. Rev. Lett. **45**, 494 (1980).
- ² D. Thouless, M. Kohmoto, M. Nightingale, and M. den Nijs, Phys. Rev. Lett. **49**, 405 (1982).
- ³ B. Halperin, Phys. Rev. B **25**, 2185 (1982).
- ⁴ M. Kohmoto, Ann. Phys. (N. Y). **160**, 343 (1985).
- ⁵ F. D. M. Haldane, Phys. Rev. Lett. **61**, 2015 (1988).
- ⁶ X. L. Qi and S. C. Zhang, Phys. Today **63**, 33 (2010).
- ⁷ X. L. Qi and S. C. Zhang, Rev. Mod. Phys. **83**, 1057 (2011).
- ⁸ M. Z. Hasan and C. L. Kane, Rev. Mod. Phys. **82**, 3045 (2010).
- ⁹ C. L. Kane and E. J. Mele, Phys. Rev. Lett. **95**, 226801 (2005).
- ¹⁰ B. A. Bernevig and S. C. Zhang, Phys. Rev. Lett. **96**, 106802 (2006).
- ¹¹ B. A. Bernevig, T. L. Hughes, and S. C. Zhang, Science **314**, 1757 (2006).
- ¹² X. L. Qi, T. L. Hughes, and S. C. Zhang, Phys. Rev. B **78**, 195424 (2008).
- ¹³ L. Fu and C. L. Kane, Phys. Rev. B **76**, 045302 (2007).
- ¹⁴ J. E. Moore and L. Balents, Phys. Rev. B **75**, 121306(R) (2007).
- ¹⁵ R. Roy, New J. Phys. **12**, 065009 (2010).
- ¹⁶ S. C. Zhang and J. P. Hu, Science **294**, 823 (2001).
- ¹⁷ M. König, S. Wiedmann, C. Brüne, A. Roth, H. Buhmann, L. W. Molenkamp, X.-L. Qi, and S.-C. Zhang, Science **318**, 766 (2007).
- ¹⁸ D. Hsieh, D. Qian, L. Wray, Y. Xia, Y. S. Hor, R. J. Cava,

- and M. Z. Hasan, Nature **452**, 970 (2008).
- ¹⁹ H. Zhang, C.-X. Liu, X. L. Qi, X. Dai, Z. Fang, and S. C. Zhang, Nat. Phys. **5**, 438 (2009).
- ²⁰ Y. Xia, D. Qian, D. Hsieh, L. Wray, A. Pal, H. Lin, A. Bansil, D. Grauer, Y. S. Hor, R. J. Cava, and M. Z. Hasan, Nat. Phys. **5**, 398 (2009).
- ²¹ Y. L. Chen, J. G. Analytis, J.-H. Chu, Z. K. Liu, S.-K. Mo, X. L. Qi, H. J. Zhang, D. H. Lu, X. Dai, Z. Fang, S. C. Zhang, I. R. Fisher, Z. Hussain, and Z.-X. Shen, Science **325**, 178 (2009).
- ²² A. H. Castro Neto, N. M. R. Peres, K. S. Novoselov, and A. K. Geim, Rev. Mod. Phys. **81**, 109 (2009).
- ²³ K. S. Novoselov, a. K. Geim, S. V. Morozov, D. Jiang, M. I. Katsnelson, I. V. Grigorieva, S. V. Dubonos, and A. A. Firsov, Nature **438**, 197 (2005).
- ²⁴ Y. Zhang, Y.-W. Tan, H. L. Stormer, and P. Kim, Nature **438**, 201 (2005).
- ²⁵ F. Zhang, X. Li, J. Feng, C. L. Kane, and E. J. Mele, arXiv:1309.7682 .
- ²⁶ S.-c. Wu, G. Shan, and B. Yan, arXiv:1405.4731 .
- ²⁷ C. L. Kane and E. J. Mele, Phys. Rev. Lett. **95**, 146802 (2005).
- ²⁸ H. Min, J. E. Hill, N. A. Sinitsyn, B. R. Sahu, L. Kleinman, and A. H. MacDonald, Phys. Rev. B **74**, 165310 (2006).
- ²⁹ C. Wu, D. Bergman, L. Balents, and S. Das Sarma, Phys. Rev. Lett. **99**, 070401 (2007).
- ³⁰ C. Wu, Phys. Rev. Lett. **100**, 200406 (2008).
- ³¹ C. Wu and S. Das Sarma, Phys. Rev. B **77**, 235107 (2008).
- ³² C. Wu, Phys. Rev. Lett. **101**, 186807 (2008).
- ³³ S. Zhang, H.-h. Hung, and C. Wu, Phys. Rev. A **82**,

- 053618 (2010).
- ³⁴ W.-C. Lee, C. Wu, and S. Das Sarma, Phys. Rev. A **82**, 053611 (2010).
- ³⁵ M. Zhang, H.-h. Hung, C. Zhang, and C. Wu, Phys. Rev. A **83**, 023615 (2011).
- ³⁶ T. Jacqmin, I. Carusotto, I. Sagnes, M. Abbarchi, D. Solnyshkov, G. Malpuech, E. Galopin, a. Lemaître, J. Bloch, and a. Amo, Phys. Rev. Lett. **112**, 116402 (2014).
- ³⁷ N. Gemelke, E. Sarajlic, and S. Chu, arXiv:1007.2677 .
- ³⁸ Y. Xu, B. Yan, H.-J. Zhang, J. Wang, G. Xu, P. Tang, W. Duan, and S.-C. Zhang, Phys. Rev. Lett. **111**, 136804 (2013).
- ³⁹ J. Wang, Y. Xu, and S.-C. Zhang, arXiv:1402.4433 .
- ⁴⁰ C. Si, J. Liu, Y. Xu, J. Wu, B.-L. Gu, and W. Duan, Phys. Rev. B **89**, 115429 (2014).
- ⁴¹ C.-C. Liu, S. Guan, Z. Song, S. A. Yang, J. Yang, and Y. Yao, arXiv:1402.5817 .
- ⁴² Z. Song, C.-C. Liu, J. Yang, J. Han, M. Ye, B. Fu, Y. Yang, Q. Niu, J. Lu, and Y. Yao, arXiv:1402.2399 .
- ⁴³ Z. F. Wang, Z. Liu, and F. Liu, Phys. Rev. Lett. **110**, 196801 (2013).
- ⁴⁴ Z. F. Wang, Z. Liu, and F. Liu, Nat. Commun. **4**, 1471 (2013).
- ⁴⁵ Z. Liu, Z.-F. Wang, J.-W. Mei, Y.-S. Wu, and F. Liu, Phys. Rev. Lett. **110**, 106804 (2013).
- ⁴⁶ A. P. Schnyder, S. Ryu, A. Furusaki, and A. Ludwig, Phys. Rev. B **78**, 195125 (2008).
- ⁴⁷ Q.-F. Liang, L.-H. Wu, and X. Hu, New J. Phys. **15**, 063031 (2013).