

Finite-Difference Time-Domain simulation of spacetime cloak

Jason Cornelius,¹ Jinjie Liu,^{1,*} Moysey Brio²

1. Department of Mathematical Sciences, Delaware State University, Dover, DE 19901

2. Department of Mathematics, The University of Arizona, Tucson, AZ 85721

* jliu@desu.edu

Abstract: In this work, we present a numerical method that remedies the instabilities of the conventional FDTD approach for solving Maxwell's equations in a space-time dependent bi-isotropic media with direct application to the simulation of recent proposed spacetime cloak. We utilize a dual grid FDTD method overlapped in the time domain to provide a stable approach for the simulation of bi-isotropic media with time and space varying permittivity, permeability and coupling coefficient. The developed method can be applied to explore other new physical possibilities offered by spacetime cloaking, metamaterials, and transformation optics.

© 2024 Optical Society of America

OCIS codes: 230.3205, 000.4430, 160.3918.

References and links

1. J. B. Pendry, D. Schurig, and D. R. Smith, "Controlling electromagnetic fields," *Science* **312**, 1780–1782 (2006).
 2. U. Leonhardt, "Optical conformal mapping," *Science* **312**, 1777–1779 (2006).
 3. M. W. McCall, A. Favaro, P. Kinsler, and A. Boardman, "A spacetime cloak, or a history editor," *J. Opt.* **13**, 024003 (2011).
 4. P. Kinsler and M. W. McCall, "Cloaks, editors, and bubbles: applications of spacetime transformation theory," *Annalen der Physik* (2013). DOI: 10.1002/andp.201300164.
 5. K. S. Yee, "Numerical solution of initial boundary value problems involving Maxwell's equations in isotropic media," *IEEE Trans. Antennas Propag.* **14**, 302–307 (1966).
 6. A. Taflov and M. E. Brodwin, "Numerical solution of steady-state electromagnetic scattering problems using the time-dependent Maxwell's equations," *IEEE Trans. Microwave Theory Tech.* **23**, 623–630 (1975).
 7. A. Taflov and S. Hagness, *Computational Electrodynamics: The Finite-Difference Time-Domain Method* (Artech House, Norwood, MA, 2005), 3rd ed.
 8. F. L. Teixeira, "Time-domain finite-difference and finite-element methods for Maxwell equations in complex media," *IEEE Trans. Antennas Propag.* **56**, 2150–2166 (2008).
 9. J. Liu, M. Brio, Y. Zeng, A. Zakharian, W. Hoyer, S. W. Koch, and J. V. Moloney, "Generalization of the FDTD algorithm for simulations of hydrodynamic nonlinear Drude model," *J. Comput. Phys.* **229**, 5921–5932 (2010).
 10. A. Akyurtlu and D. H. Werner, "BI-FDTD: A novel finite-difference time-domain formulation for modeling wave propagation in bi-isotropic media," *IEEE Trans. Antennas Propag.* **52**, 416–425 (2004).
 11. A. Semichaevsky, A. Akyurtlu, D. Kern, D. H. Werner, and M. G. Bray, "Novel BI-FDTD approach for the analysis of chiral cylinders and spheres," *IEEE Trans. Antennas Propag.* **54**, 925–932 (2006).
-

1. Introduction

In recent years, Transformation Optics (TO) has become one of more interesting topics in science. Utilizing transformation optics and metamaterials, spatial invisibility cloaks [1, 2] have been developed. A spatial cloak functions by manipulating the spatial path of electromagnetic waves within the cloaked region in such a way that waves are bent around the object being cloaked. Transformation optics allows for a description of the medium (ie: material parameters)

needed for the construction of such devices. For this particular type of cloak, the implementation requires the use of inhomogeneous media where the inhomogeneity is due to the use of spatially independent anisotropic permeability and permittivity.

Within the past three years, a new type of cloak has been developed [3, 4], the spacetime cloak. Contrary to the spatial cloak, a spacetime cloak functions by altering the speed of the electromagnetic wave as it propagates through the cloaked region. Initially, the speed of the front of the wave is increased while the speed of the back of the wave is decreased. This allows for a gap to occur in which an event can be carried out undetected. To close the gap, the back of the wave is sped up and the front is slowed down allowing the wave to continue on at its original speed. The design of such a cloak can also be achieved by transformation optics, and it results in a bi-isotropic media with time and space varying permittivity, permeability, and coupling coefficient.

Due to the interesting nature of these devices, simulation is desired. To this end, we turn to the Finite-Difference Time-Domain (FDTD) method. The FDTD method [5, 6, 7] is a very successful method for simulating electromagnetic wave propagation. It has been applied to the study of various types of materials [7, 8], including dielectrics, linear dispersive materials, nonlinear Raman and Kerr materials, nonlinear dispersive materials [9], bi-isotropic medium [10, 11], etc. In this paper, we are interested in space and time dependent bi-isotropic materials and their direct application to the spacetime cloak. In [4], the FDTD method has been applied to simulate the spacetime cloak but the authors point out that there are some difficulties near the closing process of the spacetime cloak. Our numerical simulations demonstrate that there are instabilities for conventional FDTD simulation due to the temporal extrapolation of the time dependent bi-isotropic constitutive equations.

To stably solve Maxwell's equations in time dependent bi-isotropic media, we propose a modified FDTD method based on the use of time overlapped grids. Our method uses two Yee grids shifted by $\Delta t/2$ so that collocated fields are provided in the time dependent bi-isotropic constitutive equations. The resulting numerical update equation does not require time extrapolation, so that the instability due to time extrapolation is avoided. Our method is applied to simulate the spacetime cloak.

2. Transformation Optics and spacetime cloak

In this section, we briefly review the derivation of the spacetime cloak using transformation optics. Consider the following covariant form of the Maxwell's equations (Ampère's Law and the Gauss' Law of electric fields)

$$\tilde{\nabla} \tilde{M} = \tilde{\nabla} \begin{pmatrix} 0 & D_x & D_y & D_z \\ -D_x & 0 & H_z & -H_y \\ -D_y & -H_z & 0 & H_x \\ -D_z & H_y & -H_x & 0 \end{pmatrix} = 0, \quad (1)$$

where $\tilde{\nabla} = (\frac{\partial}{\partial t}, \frac{\partial}{\partial x}, \frac{\partial}{\partial y}, \frac{\partial}{\partial z})$. Applying a spacetime transformation from (t, x) to (τ, ξ) and keeping y and z coordinates unchanged, we have the following covariant form of the Maxwell's equation in the new coordinates (τ, ξ, η, ζ) :

$$\tilde{\nabla}' \tilde{M}' = \tilde{\nabla}' \begin{pmatrix} 0 & D_\xi & D_\eta & D_\zeta \\ -D_\xi & 0 & H_\zeta & -H_\eta \\ -D_\eta & -H_\zeta & 0 & H_\xi \\ -D_\zeta & H_\eta & -H_\xi & 0 \end{pmatrix} = 0, \quad (2)$$

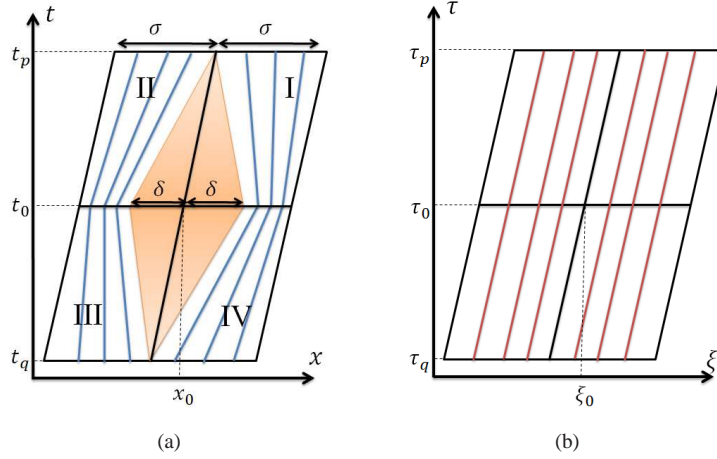


Fig. 1. (a) A spacetime cloak in the (t, x) domain. (b) Free space after the transformation to the (τ, ξ) domain.

where $\tilde{\nabla}' = (\frac{\partial}{\partial \tau}, \frac{\partial}{\partial \xi}, \frac{\partial}{\partial \eta}, \frac{\partial}{\partial \zeta})$, $\tilde{M} = |\tilde{\Lambda}| \tilde{\Lambda}^{-1} \tilde{M}' \tilde{\Lambda}^{-T}$, and $\tilde{\Lambda}$ is the Jacobian matrix (I_2 represents the 2×2 identity matrix):

$$\tilde{\Lambda} = \frac{\partial(\tau, \xi, \eta, \zeta)}{\partial(t, x, y, z)} = \begin{pmatrix} \tau_t & \tau_x & 0 & 0 \\ \xi_t & \xi_x & 0 & 0 \\ 0 & 0 & 1 & 0 \\ 0 & 0 & 0 & 1 \end{pmatrix} = \begin{pmatrix} \Lambda & 0 \\ 0 & I_2 \end{pmatrix}. \quad (3)$$

Similar matrix equations are obtained for Faraday's Law together with the Gauss' Law of magnetic fields.

We consider a spacetime cloak design similar to the spacetime cloaks proposed in [3, 4]. Figure 1 shows a diamond shaped spacetime cloak in the (t, x) domain and the transformed (τ, ξ) free space. The original and the transformed regions are the same parallelograms centered at (t_0, x_0) so we have $\xi_0 = x_0$, $\tau_0 = t_0$, $\tau_p = t_p$, and $\tau_q = t_q$. In the parallelogram we apply the following coordinate transformation to create such spacetime cloak:

$$\tau = t, \quad (4)$$

$$\xi = \frac{\sigma(x - x_S)}{\sigma - \delta(t - t_S)/(t_0 - t_S)} + x_S, \quad (5)$$

where the values of x_S and t_S depend on the regions where (t, x) lies in:

$$t_S = \begin{cases} t_p, & \text{if } (t, x) \text{ lies in region I or II,} \\ t_q, & \text{if } (t, x) \text{ lies in region III or IV,} \end{cases} \quad (6)$$

and

$$x_S = \begin{cases} x_0 + (t - t_0)c + \sigma, & \text{if } (t, x) \text{ lies in region I or IV,} \\ x_0 + (t - t_0)c - \sigma, & \text{if } (t, x) \text{ lies in region II or III.} \end{cases} \quad (7)$$

Since the transformed (τ, ξ) domain is free space, we have the constitutive equations $D = \epsilon E$ and $B = \mu H$. The corresponding constitutive equations in (t, x) domain are space and time dependent bi-isotropic:

$$E_z = \alpha D_z + \beta B_y, \quad (8)$$

$$H_y = \beta D_z + \gamma B_y, \quad (9)$$

where α , β , and γ are space and time dependent

$$\begin{cases} \alpha &= 1/a_{12}, \\ \beta &= -a_{22}/a_{12}, \\ \gamma &= (a_{12}a_{21} - a_{11}a_{22})/a_{12}, \end{cases} \quad (10)$$

and

$$\begin{pmatrix} a_{11} & a_{12} \\ a_{21} & a_{22} \end{pmatrix} = \Lambda^{-1} \begin{pmatrix} 0 & \varepsilon \\ 1/\mu & 0 \end{pmatrix} \Lambda. \quad (11)$$

3. The conventional FDTD method for time dependent bi-isotropic media

Consider the following 1+1 D Maxwell's equations

$$\frac{\partial D_z}{\partial t} = \frac{\partial H_y}{\partial x}, \quad (12)$$

$$\frac{\partial B_y}{\partial t} = \frac{\partial E_z}{\partial x}, \quad (13)$$

where the constitutive equations are given in equations (8) and (9). For simplicity, we let $E = E_z$, $D = D_z$, $H = H_y$, and $B = B_y$. We note that the primary issue with simulating bi-isotropic media arises from the more complicated constitutive relations given in equations (8) and (9). Using the traditional Yee FDTD method, the discretized Maxwell's equations (the D first scheme) are

$$D_i^{n+\frac{1}{2}} = D_i^{n-\frac{1}{2}} + \frac{\Delta t}{\Delta x} (H_{i+\frac{1}{2}}^n - H_{i-\frac{1}{2}}^n), \quad (14)$$

$$B_{i+\frac{1}{2}}^{n+1} = B_{i+\frac{1}{2}}^n + \frac{\Delta t}{\Delta x} (E_{i+1}^{n+\frac{1}{2}} - E_i^{n+\frac{1}{2}}), \quad (15)$$

and the constitutive relations become

$$E_i^{n+\frac{1}{2}} = \alpha_i^{n+\frac{1}{2}} D_i^{n+\frac{1}{2}} + \beta_i^{n+\frac{1}{2}} B_i^{n+\frac{1}{2}}, \quad (16)$$

$$H_{i+\frac{1}{2}}^{n+1} = \beta_{i+\frac{1}{2}}^{n+1} D_{i+\frac{1}{2}}^{n+1} + \gamma_{i+\frac{1}{2}}^{n+1} B_{i+\frac{1}{2}}^{n+1}. \quad (17)$$

Parameters α , β , and γ are computed analytically from equation (10) and are thus available at any point (t, x) in the computational domain. However, the quantities $B_i^{n+\frac{1}{2}}$ in equation (16) and $D_{i+\frac{1}{2}}^{n+1}$ in equation (17) are not computed in the discretized Maxwell's equations (14) and (15). As a result, the traditional Yee approach cannot be used in the simulation of bi-isotropic media.

One method for resolving these issues is to use time extrapolation and space interpolation. To compute $B_i^{n+\frac{1}{2}}$ in equation (16), we have,

$$B_i^{n+\frac{1}{2}} \approx \frac{3B_i^n - B_i^{n-1}}{2} \approx \frac{\frac{3}{2}(B_{i+\frac{1}{2}}^n + B_{i-\frac{1}{2}}^n) - \frac{1}{2}(B_{i+\frac{1}{2}}^{n-1} + B_{i-\frac{1}{2}}^{n-1})}{2} \quad (18)$$

$$\approx \frac{3B_{i+\frac{1}{2}}^n + 3B_{i-\frac{1}{2}}^n - B_{i+\frac{1}{2}}^{n-1} - B_{i-\frac{1}{2}}^{n-1}}{4}, \quad (19)$$

which is valid after the first timestep. For the initial timestep, we use B_i^n as an approximation for $B_i^{n+\frac{1}{2}}$. Similarly, we compute $D_{i+\frac{1}{2}}^{n+1}$ in equation (17) as follows

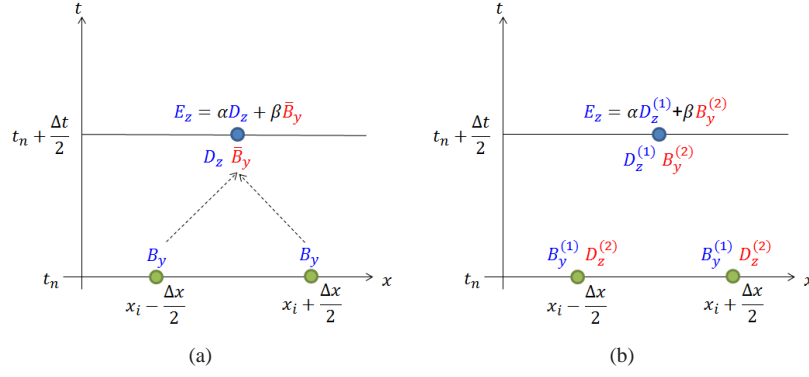


Fig. 2. Computation of E_z using (a) the time extrapolation under a conventional Yee FDTD method and (b) the overlapping Yee algorithm without extrapolation.

$$D_{i+\frac{1}{2}}^{n+1} \approx \frac{3D_{i+1}^{n+\frac{1}{2}} + 3D_i^{n+\frac{1}{2}} - D_{i+1}^{n-\frac{1}{2}} - D_i^{n-\frac{1}{2}}}{4}. \quad (20)$$

Numerical simulation on spacetime cloak shows that the conventional FDTD method presented in this section is unstable. This is primarily due to the use of time extrapolation. To avoid such extrapolation, we propose an overlapping Yee algorithm for time dependent bi-isotropic media as described in the next section.

4. The overlapping Yee Algorithm for time dependent bi-isotropic media

Rather than a single D first scheme or B first scheme, we use a combination of both. While computationally more expensive, this produces D and B values at every half time step and spatial step within our computation domain. As a result we are able to perform the required bi-isotropic Maxwell constitutive relation updates.

Figure 2 illustrates the fundamental differences between utilizing a conventional FDTD approach and the overlapping grid approach. Figure 2(a) depicts that, due to the coupled constitutive relations, at any given step E_z has a dependence on the quantity \bar{B}_y . The dotted arrows leading to this value indicate that \bar{B}_y must be extrapolated in time and interpolated in space from values known on the traditional FDTD grid.

On the other hand, Figure 2(b) illustrates that by utilizing a dual overlapping grid approach, the dependence on time extrapolation and spatial interpolation can be eliminated. A new superscript notation is used to indicate the usage of two overlapping grids and which grid each value of B_y and E_z comes from. All values needed to compute E_z at a particular instance in time exists on one of the two grids.

In presenting an algorithm for the adjusted scheme utilize convention that n represents the time coordinate of the grid point and i represents the spatial coordinate. Indices of $n \pm \frac{1}{2}$ and $i \pm \frac{1}{2}$ are use to represent locations that are a half time step or spatial step from the gridpoint. With this established, we present an algorithm for an overlapping Yee Scheme.

The algorithm in 1D case can be summarized by the following steps:

1. Update $D_i^{n+1/2}$ on the first Yee grid and $B_i^{n+1/2}$ on the second Yee grid:

$$D_i^{n+1/2} = D_i^{n-\frac{1}{2}} + \frac{dt}{dx} \left[H_{i+\frac{1}{2}}^n - H_{i-\frac{1}{2}}^n \right],$$

$$B_i^{n+1/2} = B_i^{n-1/2} + \frac{dt}{dx} \left[E_{i+\frac{1}{2}}^n - E_{i-\frac{1}{2}}^n \right].$$

2. Update $E_i^{n+\frac{1}{2}}$ and $H_i^{n+\frac{1}{2}}$:

$$E_i^{n+\frac{1}{2}} = \alpha_i^{n+\frac{1}{2}} D_i^{n+\frac{1}{2}} + \beta_i^{n+\frac{1}{2}} B_i^{n+\frac{1}{2}},$$

$$H_i^{n+\frac{1}{2}} = \beta_i^{n+\frac{1}{2}} D_i^{n+\frac{1}{2}} + \gamma_i^{n+\frac{1}{2}} B_i^{n+\frac{1}{2}}.$$

3. Update $B_{i+\frac{1}{2}}^{n+1}$ on the first Yee grid and $D_{i+\frac{1}{2}}^{n+1}$ on the second Yee grid:

$$B_{i+\frac{1}{2}}^{n+1} = B_{i+\frac{1}{2}}^n + \frac{dt}{dx} \left[E_{i+1}^{n+\frac{1}{2}} - E_i^{n+\frac{1}{2}} \right],$$

$$D_{i+\frac{1}{2}}^{n+1} = D_{i+\frac{1}{2}}^n + \frac{dt}{dx} \left[H_{i+1}^{n+\frac{1}{2}} - H_i^{n+\frac{1}{2}} \right].$$

4. Update $E_{i+\frac{1}{2}}^{n+1}$ and $H_{i+\frac{1}{2}}^{n+1}$:

$$E_{i+\frac{1}{2}}^{n+1} = \alpha_{i+\frac{1}{2}}^{n+1} D_{i+\frac{1}{2}}^{n+1} + \beta_{i+\frac{1}{2}}^{n+1} B_{i+\frac{1}{2}}^{n+1},$$

$$H_{i+\frac{1}{2}}^{n+1} = \beta_{i+\frac{1}{2}}^{n+1} D_{i+\frac{1}{2}}^{n+1} + \gamma_{i+\frac{1}{2}}^{n+1} B_{i+\frac{1}{2}}^{n+1}.$$

We note that the extension to 2-D and 3-D should be feasible by utilizing a time collocated grid (where B and E are computed at the same instance in time, but not necessarily in space). Doing so eliminates time extrapolation in 2-D and 3-D but uses interpolation in space.

5. Spacetime cloak simulation

The simulation of bi-isotropic media has direct applications to the spacetime cloak presented in [3]. We create a similar diamond shaped spacetime cloak using the transformation depicted in Figure 1. In simulating the above cloak, we utilize a $10 \mu m$ long computational domain with a plane wave (wavelength $600 nm$) traveling in the positive x direction. Our spacetime cloak is $1200 nm$ wide and lasts $6 fs$. Due to the fast and slow phase velocities in the spacetime cloak [3], Δt is chosen by $\Delta t \leq \Delta x / v_{max}$ where v_{max} is the largest wave speed computed in the cloaking region. We use number of spatial cells equal to 1600, 2000, and 2400 and the same number of time steps.

The numerical simulation results are shown in Figure 3. The figure shown is a contour plot of the intensity of the electric field generated by the interaction between the incident source and the spacetime cloak. We compare the conventional FDTD method with time extrapolation and the proposed overlapping grid FDTD method for various spatial resolutions. The result shows the bending of the electric field (and consequently the electromagnetic wave) in space and time around the cloaked event. The shown simulation results verify that an extrapolation approach is unstable (near the closing process of the cloaked event) and the proposed overlapping FDTD approach provides stable results.

6. Conclusion

In conclusion, we have proposed a stable FDTD method for simulation of space and time dependent bi-isotropic media based on the use of two sets of overlapping Yee grids differ by half time step. Additionally, we have shown the direct application of this method to the simulation of the spacetime cloak. The proposed method is useful in exploration of other new physical possibilities offered by metamaterials and transformation optics.

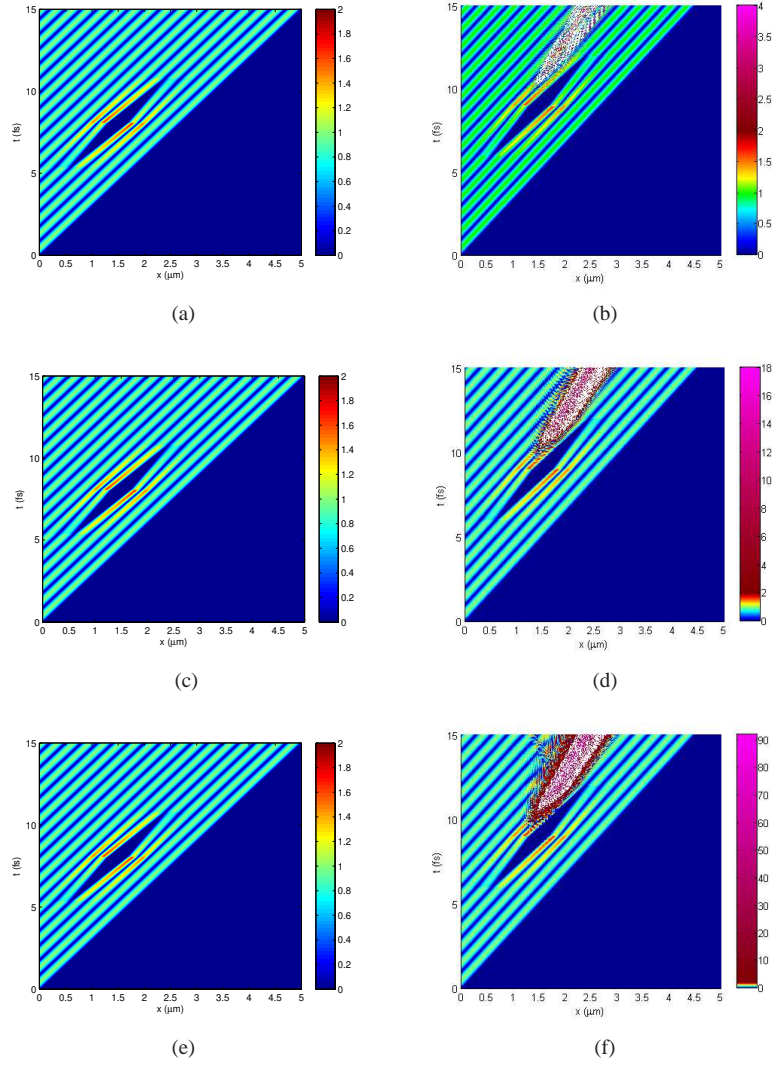


Fig. 3. Spacetime cloak simulations. Left column: the overlapping Yee FDTD results with grid sizes (a) $N = 1600$, (c) $N = 2000$, and (e) $N = 2400$, respectively. Right column: the corresponding results using a conventional time extrapolation based FDTD method.

Acknowledgments

We thank Dr. Yong Zeng for invaluable discussions. This work was supported in part by the US Air Force Office of Scientific Research Grant FA9550-10-1-0127, US ARO Grant W911NF-11-2-0046, and NSF Grant HRD-1242067. M. Brio was also supported by US AFOSR MURI Grant FA9550-10-1-0561.