

COMPUTATIONAL STUDIES OF CONSERVED MEAN-CURVATURE
FLOW

MIROSLAV KOLÁŘ, Prague, MICHAL BENEŠ, Prague,
DANIEL ŠEVČOVIČ, Bratislava

(Received September 30, 2013)

Abstract. The paper presents the results of numerical solution of the evolution law for the constrained mean-curvature flow. This law originates in the theory of phase transitions for crystalline materials and describes the evolution of closed embedded curves with constant enclosed area. It is reformulated by means of the direct method into the system of degenerate parabolic partial differential equations for the curve parametrization. This system is solved numerically and several computational studies are presented as well.

Keywords: phase transitions, area-preserving mean-curvature flow, parametric method.

MSC 2000: 35K57, 35K65, 65N40, 53C80.

1. INTRODUCTION

The article deals with the non-local mean-curvature flow described by the evolution law

$$(1.1) \quad \begin{aligned} v_\Gamma &= -\kappa_\Gamma + \frac{1}{|\Gamma|} \int_\Gamma \kappa_\Gamma ds, \\ \Gamma|_{t=0} &= \Gamma_{ini}, \end{aligned}$$

where Γ is the closed curve in \mathbb{R}^2 , \mathbf{n}_Γ the normal vector to Γ , v_Γ the velocity in the direction of the normal vector, κ_Γ the (mean) curvature of Γ and F the external prescribed force. Here $|\Gamma|$ is the length of Γ .

Problem (1.1) represents a variant of the mean curvature flow described as

$$(1.2) \quad \begin{aligned} v_\Gamma &= -\kappa_\Gamma + F, \\ \Gamma|_{t=0} &= \Gamma_{ini}, \end{aligned}$$

with a particular choice of the forcing term F , which is widely studied in the literature (see e.g. [8]) as well as its various mathematical treatment by the direct (parametric) method (see e.g. [15, 4]), by the level-set method (see e.g. [16]) or by the phase-field method (see e.g. [2]).

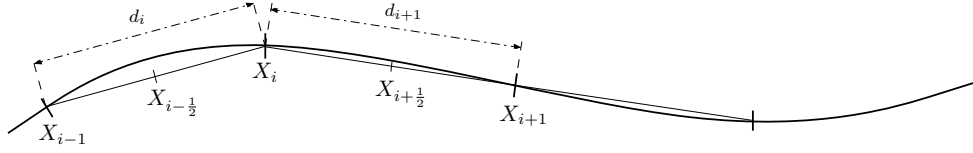


FIGURE 1. Curve discretization by finite volumes.

The constrained motion by mean curvature has been discussed in the literature as well (see [10, 7, 14, 9]). In particular, problem (1.1) has been mentioned in [13, 12, 5] within the context of a modification of the Allen-Cahn equation [1, 6] approximating the mean-curvature flow [2]. The non-local character of the equation is connected to the recrystallization phenomena where a fixed previously melted volume of the liquid phase solidifies again. It also can be applied in dislocation dynamics in crystalline materials or in the digital image processing (see e.g. [3]). In this text, we treat (1.1) by means of the parametric method and solve the resulting degenerate parabolic system numerically to provide the information on the solution behavior.

2. EQUATIONS

The direct method treating (1.1) considers parametrization of the smooth time-dependent curve $\Gamma(t)$ by means of the mapping

$$\vec{X} = \vec{X}(t, u), \quad u \in S^1,$$

where u is the parameter in a fixed interval. Here and after, we identify S^1 with the interval $[0, 1]$ and we impose periodic boundary conditions on \vec{X} at $u = 0, 1$. Consequently the geometrical quantities of interest can be expressed by means of \vec{X} . The tangent vector and the normal vector are as follows

$$\mathbf{t}_\Gamma = \frac{\partial_u \vec{X}}{|\partial_u \vec{X}|}, \quad \mathbf{n}_\Gamma = \frac{\partial_u \vec{X}^\perp}{|\partial_u \vec{X}|}.$$

The (mean) curvature is

$$(2.1) \quad \kappa_\Gamma = -\frac{1}{|\partial_u \vec{X}|} \partial_u \left(\frac{\partial_u \vec{X}}{|\partial_u \vec{X}|} \right) \cdot \mathbf{n}_\Gamma,$$

and the normal velocity in the direction of \mathbf{n}_Γ (the projection of the point velocity \vec{v}_Γ at Γ to \mathbf{n}_Γ) becomes

$$v_\Gamma = \vec{v}_\Gamma \cdot \mathbf{n}_\Gamma \quad \text{where} \quad \vec{v}_\Gamma = \partial_t \vec{X}.$$

Substituting into (1.2) and assuming validity in the vectorial form yields the system

$$(2.2) \quad \partial_t \vec{X} = \frac{1}{|\partial_u \vec{X}|} \partial_u \left(\frac{\partial_u \vec{X}}{|\partial_u \vec{X}|} \right) + F \frac{\partial_u \vec{X}^\perp}{|\partial_u \vec{X}|} \quad \text{in} \quad (0, T) \times S^1$$

known as the parametric (direct) description of (1.2).

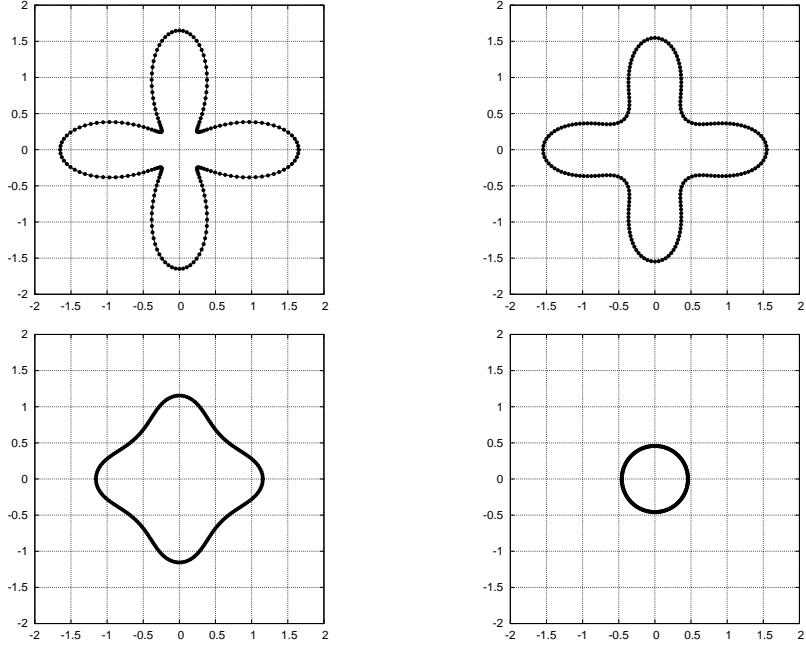


FIGURE 2. Curve shortening flow (1.2) for which any closed curve shrinks to a point - the curve $\Gamma(t)$ is depicted for $t = 0$, $t = 0.025$, $t = 0.125$ and $t = 0.5$.

Among advantages of this approach, an easy and straightforward treatment of the curve dynamics without additional approximation is offered. On the other hand, topological changes are not captured by it.

Further modifications of (2.2) lead to the governing equation proposed by Dziuk et al. in [8] (see e.g. Beneš et al. [4] for applications in the dislocation dynamics)

$$(2.3) \quad \partial_t \vec{X} = \frac{\partial_{uu} \vec{X}}{|\partial_u \vec{X}|^2} + F \frac{\partial_u \vec{X}^\perp}{|\partial_u \vec{X}|} \text{ in } (0, T) \times S^1.$$

where

$$(2.4) \quad F = \frac{1}{\int_{S^1} |\partial_u \vec{X}| du} \int_{S^1} \kappa_\Gamma(\vec{X}) |\partial_u \vec{X}| du$$

with $\kappa_\Gamma(\vec{X})$ given by (2.1), and the initial parametrization set as $\vec{X}|_{t=0} = \vec{X}_{ini}$.

3. NUMERICAL SOLUTION

For the discretization of (2.2), the method of flowing finite volumes is used as e.g. in [4]. The discrete nodes $\vec{X}_i, i = 0, \dots, M$, are placed along $\Gamma(t)$ as shown in Figure 1. The governing equation is integrated along the dual segments surrounding the

nodes $\vec{X}_i, i = 1, \dots, M - 1$,

$$\begin{aligned} \int_{u(X_{i-\frac{1}{2}})}^{u(X_{i+\frac{1}{2}})} \partial_i \vec{X} |\partial_u \vec{X}| du &= \int_{u(X_{i-\frac{1}{2}})}^{u(X_{i+\frac{1}{2}})} \partial_u \left(\frac{\partial_u \vec{X}}{|\partial_u \vec{X}|} \right) du + F \int_{u(X_{i-\frac{1}{2}})}^{u(X_{i+\frac{1}{2}})} \partial_u \vec{X}^\perp du, \\ F &= \frac{1}{\int_{S^1} |\partial_u \vec{X}| du} \int_{S^1} \kappa_\Gamma(\vec{X}) |\partial_u \vec{X}| du, \\ \kappa_\Gamma(\vec{X}) &= -\frac{1}{|\partial_u \vec{X}|} \partial_u \left(\frac{\partial_u \vec{X}}{|\partial_u \vec{X}|} \right) \cdot \frac{\partial_u \vec{X}^\perp}{|\partial_u \vec{X}|}. \end{aligned}$$

Resulting system of ordinary differential equations has the form

$$\begin{aligned} (3.1) \quad \frac{d\vec{X}_i}{dt} &= \frac{2}{d_i + d_{i+1}} \left(\frac{\vec{X}_{i+1} - \vec{X}_i}{d_{i+1}} - \frac{\vec{X}_i - \vec{X}_{i-1}}{d_i} \right) + F \frac{(\vec{X}_{i+1}^\perp - \vec{X}_{i-1}^\perp)}{d_i + d_{i+1}}, \\ \kappa_i &= \frac{2}{d_i + d_{i+1}} \left(\frac{\vec{X}_{i+1} - \vec{X}_i}{d_{i+1}} - \frac{\vec{X}_i - \vec{X}_{i-1}}{d_i} \right) \frac{(\vec{X}_{i+1}^\perp - \vec{X}_{i-1}^\perp)}{d_i + d_{i+1}}, \\ F &= \frac{1}{\sum_{j=1}^M d_j} \sum_{j=1}^M \kappa_j \frac{d_{j+1} + d_j}{2}, \\ d_i &= |\vec{X}_i - \vec{X}_{i-1}|, \quad d_{M+1} := d_1, \quad \vec{X}_0 := \vec{X}_M, \quad \vec{X}_{M+1} := \vec{X}_1. \end{aligned}$$

This system is solved by means of an semi-implicit backward Euler scheme. Details are similar to [3].

4. COMPUTATIONAL STUDIES

We use scheme (3.1) to perform a series of computational studies showing the behavior of the solution to (2.4) as the directly treated constrained mean-curvature flow

$$v_\Gamma = -\kappa_\Gamma + \frac{1}{|\Gamma|} \int_\Gamma \kappa_\Gamma ds,$$

in comparison to the curve shortening flow:

$$v_\Gamma = -\kappa_\Gamma.$$

The computations are analyzed using the following measured quantity:

- Area enclosed by Γ , $A = \int_{\text{Int}(\Gamma)} dx$ should be preserved.

The following examples demonstrate how the solution of (2.4) evolves in time approaching the circular shape (called the Wulff shape), unlike the usual law (1.2) where the curve shrinks to a point when $F = 0$. In the examples, the discretization points remain almost uniformly distributed along the evolving curves during the considered evolution time intervals. Any redistribution algorithm was not necessary in this case (compare to [3, 15]).

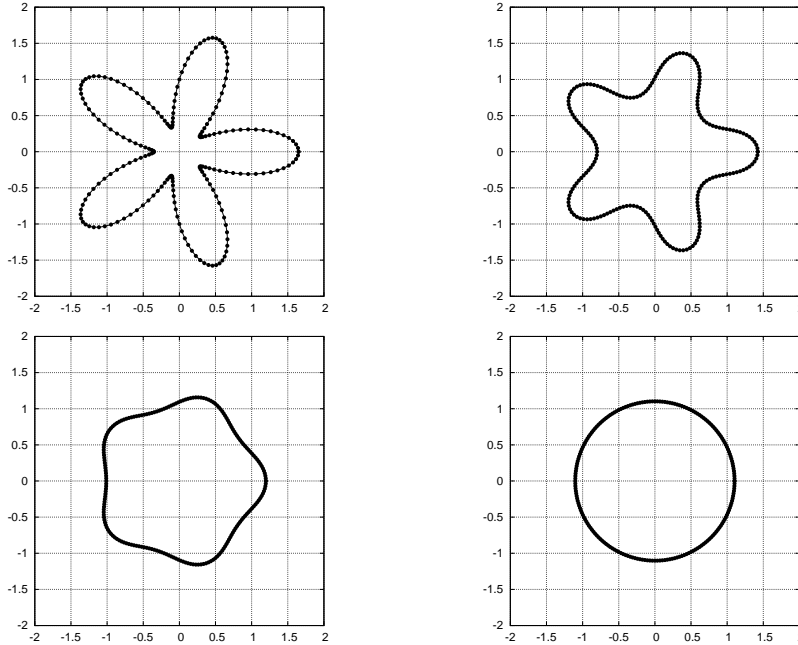


FIGURE 3. Area-preserving mean curvature flow (1.1) where the initial 5-folded curve asymptotically attains the circular shape. The curve $\Gamma(t)$ is depicted for $t = 0$, $t = 0.05$, $t = 0.125$ and $t = 0.5$.

Example 1. In Figure 2, the first study shows the behavior of the solution when the initial four-folded curve is given by the formula

$$r_0(u) = 1 + 0.4 \cos(8\pi u), \quad u \in [0, 1].$$

The motion in the time interval $[0, 0.5]$ is driven by equation (1.2). The curve $\Gamma(t)$ asymptotically approaches the circular shape and shrinks to a point in finite time (compare with [17], [11]). The number of finite volumes is $M = 200$.

Example 2. In Figure 3, the second study shows the behavior of the solution when the initial five-folded curve is given by the formula

$$r_0(u) = 1 + 0.65 \cos(10\pi u), \quad u \in [0, 1].$$

The motion in the time interval $[0, 0.5]$ is driven by equation (1.1). The curve $\Gamma(t)$ asymptotically approaches the circular shape whereas the enclosed area is preserved. (see [13]). The number of finite volumes is $M = 200$. The initial curve encloses the area of 3.839 and at $t = 0.5$, the curve encloses the area of 3.834.

Example 3. In Figure 4, the third study shows the behavior of the solution when the initial ten-folded curve is given by the formula

$$r_0(u) = 1 + 0.45 \cos(20\pi u), \quad u \in [0, 1].$$

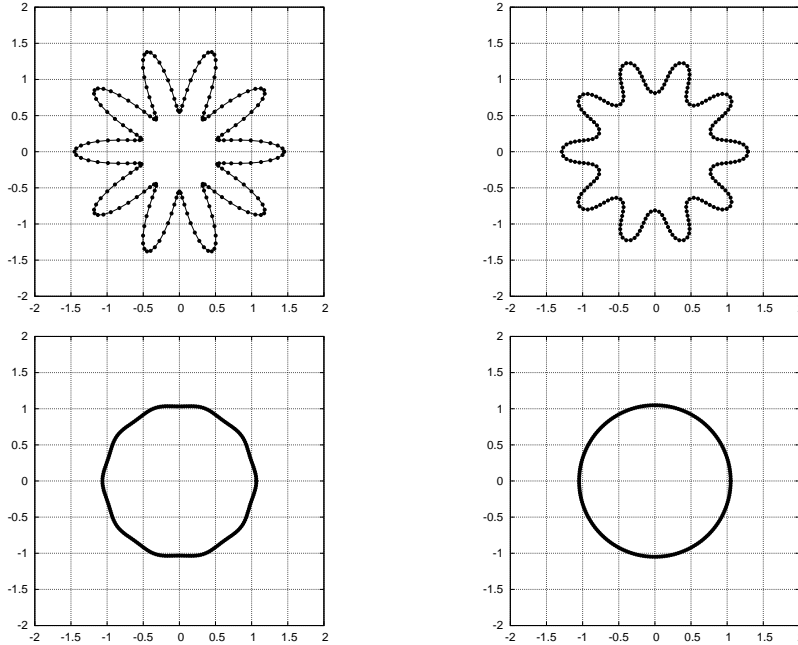


FIGURE 4. Area-preserving mean curvature flow (1.1) where the initial 10-folded curve asymptotically attains the circular shape. The curve $\Gamma(t)$ is depicted for $t = 0$, $t = 0.0125$, $t = 0.05$ and $t = 0.5$.

The motion in the time interval $[0, 0.5]$ is driven by equation (1.1). The curve $\Gamma(t)$ asymptotically approaches the circular shape whereas the enclosed area is preserved (see [13]). The number of finite volumes is $M = 200$. The initial curve encloses the area of 3.476 and at $t = 0.5$, the curve encloses the area of 3.470.

Example 4. In Figure 5, the fourth study shows the behavior of the solution when the initial π -shaped curve whose parametric equations can be found in the Wolfram Alpha Database (<http://www.wolframalpha.com>). The motion in the time interval $[0, 1.25]$ is driven by problem (1.1). The curve $\Gamma(t)$ asymptotically approaches the circular shape whereas the enclosed area is preserved. (see [13]). The number of finite volumes is $M = 200$. The initial curve encloses the area of 20.61 and at $t = 1.25$, the curve encloses the area of 20.53.

5. CONCLUSION

The paper studies the area-preserving mean curvature flow in the terms of qualitative behavior of the solution obtained numerically. The studies confirmed the theoretical indications that the solution approaches the circular shape in long term (see [10, 13]). This behavior corresponds to the expected use in modeling the recrystallization phenomena in solid phase.

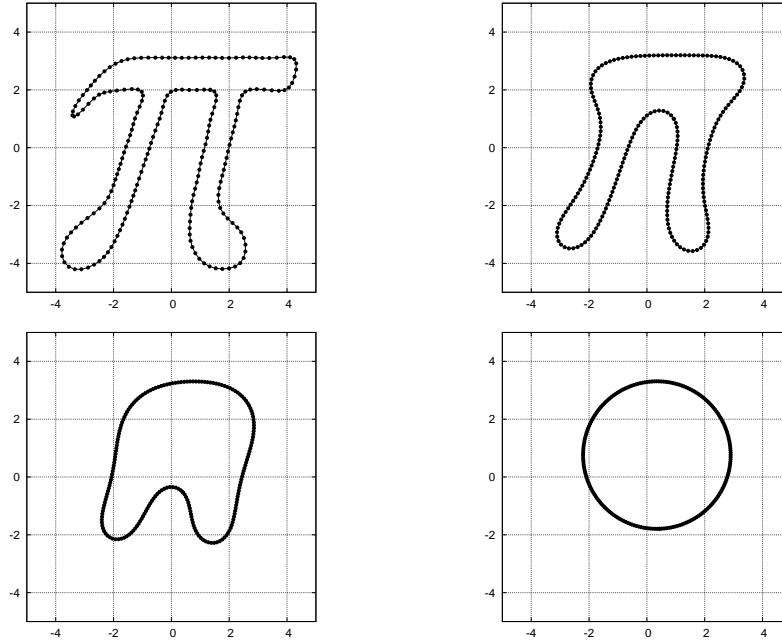


FIGURE 5. Area-preserving mean curvature flow (1.1) where the initial π -shaped curve asymptotically attains the circular shape. The curve $\Gamma(t)$ is depicted for $t = 0$, $t = 0.05$, $t = 0.125$ and $t = 1.25$.

ACKNOWLEDGEMENT

The first two authors were partly supported by the project No. P108/12/1463 "Two scales discrete-continuum approach to dislocation dynamics" of the Grant Agency of the Czech Republic and by the project VEGA 1/0747/12.

REFERENCES

- [1] S. Allen and J. Cahn. A microscopic theory for antiphase boundary motion and its application to antiphase domain coarsening. *Acta Metall.*, 27:1084–1095, 1979.
- [2] M. Beneš. Diffuse-interface treatment of the anisotropic mean-curvature flow. *Applications of Mathematics*, 48, No. 6:437–453, 2003.
- [3] M. Beneš, M. Kimura, P. Pauš, D. Ševčovič, T. Tsujikawa, and S. Yazaki. Application of a curvature adjusted method in image segmentation. *Bulletin of the Institute of Mathematics, Academia Sinica (New Series)*, 3:509–523, 2008.
- [4] M. Beneš, J. Kratochvíl, J. Křišťan, V. Minárik, and P. Pauš. A parametric simulation method for discrete dislocation dynamics. *European Phys. J. ST*, 177:177–192, 2009.
- [5] M. Beneš, S. Yazaki, and M. Kimura. Computational studies of non-local anisotropic Allen-Cahn equation. *Mathematica Bohemica*, 136(4):429–437, 2011.
- [6] J. W. Cahn and J. E. Hilliard. Free energy of a nonuniform system. III. Nucleation of a two-component incompressible fluid. *J. Chem. Phys.*, 31:688–699, 1959.

- [7] I. C. Dolcetta, S. F. Vita, and R. March. Area preserving curve shortening flows: from phase separation to image processing. *Interfaces and Free Boundaries*, 4:325–343, 2002.
- [8] G. Dziuk, K. Deckelnick, and C. M. Elliott. Computation of geometric partial differential equations and mean curvature flow. *Acta Numerica*, 14:139–232, 2005.
- [9] S. Esedoğlu, S. Ruuth, and R. Tsai. Threshold dynamics for high order geometric motions. *Interfaces and Free Boundaries*, 10(3):263–282, 2008.
- [10] M. Gage. On an area-preserving evolution equation for plane curves. *Contemp. Math.*, 51:51–62, 1986.
- [11] M. Grayson. The heat equation shrinks embedded plane curves to round points. *J. Differential Geom.*, 26:285–314, 1987.
- [12] M. Henry, D. Hilhorst, and M. Mimura. A reaction-diffusion approximation to an area preserving mean curvature flow coupled with a bulk equation. *Discrete and Continuous Dynamical Systems - Series S*, 4(1):125–154, 2011.
- [13] J. Rubinstein and P. Sternberg. Nonlocal reaction-diffusion equations and nucleation. *IMA Journal of Applied Mathematics*, 48(3):249–264, 1992.
- [14] J. McCoy. The surface area preserving mean curvature flow. *Asian J. Math.*, 7(1):7–30, 2003.
- [15] V. Minárik, M. Beneš, and J. Kratochvíl. Simulation of dynamical interaction between dislocations and dipolar loops. *J. Appl. Phys.*, 107:061802, 2010.
- [16] S. Osher and J. Sethian. Fronts propagating with curvature dependent speed: Algorithms based on Hamilton-Jacobi formulations. *J. Comput. Phys.*, 79:12–49, 1988.
- [17] D. Ševčovič. Qualitative and quantitative aspects of curvature driven flows of planar curves. In P. Kaplický and Š. Nečasová, editors, *Topics on partial differential equations, Jindřich Nečas Center for Mathematical Modeling Lecture Notes, Vol. 2*, pages 55–119, Prague, 2007.

Authors' addresses:

Miroslav Kolář,

Czech Technical University in Prague, Prague, Czech Republic
 e-mail: kolarmir@fjfi.cvut.cz.

Michal Beneš,

Czech Technical University in Prague, Prague, Czech Republic
 e-mail: michal.benes@fjfi.cvut.cz.

Daniel Ševčovič,

Comenius University, Bratislava, Slovakia
 e-mail: sevcovic@fmph.uniba.sk.