

On Power and Load Coupling in Cellular Networks for Energy Optimization

Chin Keong Ho, Di Yuan, Lei Lei, and Sumei Sun

Abstract—We consider the problem of minimization of sum transmission energy in cellular networks where coupling occurs between cells due to mutual interference. The coupling relation is characterized by the signal-to-interference-and-noise-ratio (SINR) coupling model. Both cell load and transmission power, where cell load measures the average level of resource usage in the cell, interact via the coupling model. The coupling is implicitly characterized with load and power as the variables of interest using two equivalent equations, namely, non-linear load coupling equation (NLCE) and non-linear power coupling equation (NPCE), respectively. By analyzing the NLCE and NPCE, we prove that operating at full load is optimal in minimizing sum energy, and provide an iterative power adjustment algorithm to obtain the corresponding optimal power solution with guaranteed convergence, where in each iteration a standard bisection search is employed. To obtain the algorithmic result, we use the properties of the so-called standard interference function; the proof is non-standard because the NPCE cannot even be expressed as a closed-form expression with power as the implicit variable of interest. We present numerical results illustrating the theoretical findings for a real-life and large-scale cellular network, showing the advantage of our solution compared to the conventional solution of deploying uniform power for base stations.

Index Terms—Cellular networks, energy minimization, load coupling, power coupling, power adjustment allocation, standard interference function.

I. INTRODUCTION

Data traffic is projected to grow at a compound annual growth rate of 78% from 2011 to 2016 [1], fueled mainly by multimedia mobile applications. This growth will lead to rapidly rising energy cost [2]. In recent years, information communication technology (ICT) has become the fifth largest industry in power consumption [3]. In cellular networks, in particular, base stations consume a significant fraction of the total end-to-end energy [4], of which 50%–80% of the power consumption is due to the power amplifiers [5], [6]. This observation has motivated green communication techniques for cellular networks [7]–[14]. These technologies include adaptive approaches such as switching off power amplifiers to provide a tradeoff of energy efficiency and spectral efficiency [7], [8], selectively turning off base stations [9], as well as energy minimization approaches for relay systems [10], OFDMA systems [11]–[13], and SC-FDMA systems [14]. Extensive

survey of other saving-energy approaches are highlighted in [2], [15], [16].

In this paper, we focus on the important problem of minimizing the sum energy used for transmission in cellular networks. Besides reducing the energy cost for transmission, minimizing the transmission energy may lead to selection of power amplifiers with lower power rating, hence further reducing the overhead cost involved in turning on power amplifiers.

In a cellular network where base stations are coupled due to mutual interference, the problem of energy minimization is challenging, as each cell has to serve a target amount of data to its set of users, so as to maintain an appropriate level of service experience, subject to the presence of the coupling relation between cells. To tackle this energy minimization problem, we employ an analytical signal-to-interference-and-noise-ratio (SINR) model that takes into account the load of each cell [17]–[19], where a load of a cell translates into the average level of usage of resource (e.g., resource units in OFDMA networks) in the cell. This load-coupling equation system has been shown to give a good approximation for more complicated load models that capture the dynamic nature of arrivals and service periods of data flows in the network [20], especially at high data arrival rates. Further comparison of other approximation models concluded that the load-coupled model is accurate yet tractable [21]. By using this tractable model, useful insights can then be developed for the design of practical cellular systems. In our recent works [22], we have used the load coupling equation to maximize sum utility that is an increasing function of the users' rates.

Previous works [17]–[20], [22] using the load-coupling model all assume given and fixed transmission power. For transmission energy minimization, both power and load become variables and they interact in the coupling model, making the analysis more challenging. In fact, the coupling relation between cell powers cannot be expressed in closed form even for given cell loads. The key aspects motivating our theoretical and algorithmic investigations are as follows. First, is there an insightful characterization of the operating point in terms of load that minimizes the sum transmission energy? Second, given a system operating point in load, what are the properties of the coupling system in power? Third, even if power coupling cannot be expressed in closed form, is there some algorithm that converges to the power solution for given cell load?

Toward these ends, our contributions are as follows. We show that if full load is feasible, i.e., the users' data requirements can be satisfied, then operating at full load is optimal

This paper is presented in part at the IEEE International Conference on Communications, June 2014.

C. K. Ho and S. Sun are with the Institute for Infocomm Research, A*STAR, 1 Fusionopolis Way, #21-01 Connexis, Singapore 138632 (e-mail: {hock, sunsm}@i2r.a-star.edu.sg).

D. Yuan and L. Lei are with the Department of Science and Technology, Linköping University, Sweden. (e-mail: {di.yuan, lei.lei}@liu.se)

in minimizing sum transmission energy (Section IV-C, Theorem 1). If full load is not feasible, however, then no feasible solution exists (Section IV-C, Corollary 1). Thus, full load is necessary and sufficient to achieve the minimum transmission energy. Moreover, the optimal power allocation for all base stations is unique (Section V-B, Theorem 2), and can be numerically computed based on an iterative algorithm that can be implemented iteratively at each base station (Section V-D, Algorithm 1). To prove the algorithmic result, we make use of the properties of the so-called standard interference function [23]; the proof is however non-standard, because the function of interest does not have a closed-form expression, and hence we use an implicit method to verify its properties. We also characterize the load region over all possible power allocation given some minimum target data requirements (Section V-C, Theorems 3–4). Finally, we obtain numerical results to illustrate the optimality of the full-load solution on a cellular network based on a real-life scenario [24]. Compared with the conventional solution where the uniform power is used for base stations, we show the significant advantage of the power-optimal solution in terms of meeting user demand target and reducing the energy consumption.

The rest of the paper is organized as follows. Section II gives the system model of the load-coupled network. Section III formulates the energy minimization problem. Section IV characterizes the optimality of full load, while Section V derives properties of the power-coupling system and an iterative power allocation algorithm that achieves the power solution. Numerical results are given in Section VI. Section VII concludes the paper.

Notations: We denote a column vector by a bold lower case letter, say \mathbf{a} , a matrix by a bold capital letter, say \mathbf{A} , and its (i, j) th element by its lower case a_{ij} . We denote a *positive* matrix as $\mathbf{A} > \mathbf{0}$ if $a_{ij} > 0$ for all i, j . Similarly, we denote a *non-negative* matrix as $\mathbf{A} \geq \mathbf{0}$ if $a_{ij} \geq 0$ for all i, j . Similar conventions apply to vectors. Finally, $\mathbf{0}$ and $\mathbf{1}$ denote the all-zeros and all-ones vectors of suitable lengths.

II. SYSTEM MODEL

A. Preliminaries

We consider a cellular network consisting of n base stations that interfere with each other due to resource reuse. We focus on the downlink communication scenario where base station $i \in \mathcal{N} \triangleq \{1, \dots, n\}$ transmits with power $p_i \geq 0$ per resource unit (in time and frequency). We refer to cell i interchangeably with base station i . For notational convenience, we collect all power $\{p_i\}$ as vector $\mathbf{p} \geq \mathbf{0}$.

We assume a given association of the users to the base stations. In this association, each base station i serves one unique group of users, denoted by set \mathcal{J}_i , where $|\mathcal{J}_i| \geq 1$. User $j \in \mathcal{J}_i$ is served in cell i at rate r_{ij} that has to be at least a rate demand of $d_{ij, \min} \geq 0$ nats. Thus, $d_{ij, \min}$ relates to a quality-of-service (QoS) constraint. We collect all the rates as vector \mathbf{r} and the corresponding minimum demands as $\mathbf{d}_{\min} \geq \mathbf{0}$. Thus, a rate vector meets the QoS constraints if $\mathbf{r} \geq \mathbf{d}_{\min}$.

B. Load Coupling

We first consider the load coupling model for the cellular network. We denote by $\mathbf{x} = [x_1, \dots, x_n]^T$ the load in the network, where $\mathbf{0} \leq \mathbf{x} \leq \mathbf{1}$. In LTE systems, the load can be interpreted as the fraction of the time-frequency resources that are scheduled to deliver data. We model the SINR of user j in cell i as [17]–[20]

$$\text{SINR}_{ij}(\mathbf{x}, \mathbf{p}) = \frac{p_i g_{ij}}{\sum_{k \in \mathcal{N} \setminus \{i\}} p_k g_{kj} x_k + \sigma^2} \quad (1)$$

where σ^2 represents the noise power and g_{ij} is the channel power gain from base station i to user j ; note that g_{kj} , $k \neq i$, represents the channel gain from the interfering base stations. The function SINR_{ij} depends on x_k for $k \neq i$, but not on x_i ; the dependence on the entire vector \mathbf{x} is maintained in (1) for notational convenience. The SINR model (1) gives a good approximation of more complicated cellular network load models [20]. Intuitively, x_k can be interpreted as the likelihood of receiving interference from cell k on all the resource units. Thus, the combined term $(p_k g_{kj} x_k) \in [0, p_k g_{kj}]$ is interpreted as the average interference taken over time and frequency for all transmissions.

Given the SINR, we can transmit reliably at the maximum rate $\tilde{r}_{ij} = B \log(1 + \text{SINR}_{ij})$ nat/s per resource block, where B is the bandwidth of a resource unit and \log is the natural logarithm. To deliver a rate of r_{ij} nat for user j , the i th base station thus requires $x_{ij} \triangleq r_{ij} / \tilde{r}_{ij}$ resource units. We assume that M resource units are available. Thus, we get the load for cell i as $x_i = \sum_{j \in \mathcal{J}_i} x_{ij} / M$, i.e.,

$$x_i = \frac{1}{MB} \sum_{j \in \mathcal{J}_i} \frac{r_{ij}}{\log(1 + \text{SINR}_{ij}(\mathbf{x}, \mathbf{p}))} \triangleq f_i(\mathbf{x}) \quad (2)$$

for $i \in \mathcal{N}$. Without loss of generality, we normalize r_{ij} by MB in (2) and so we set $MB = 1$. Let $\mathbf{f}(\mathbf{x}) = [f_1(\mathbf{x}), \dots, f_n(\mathbf{x})]^T$. In vector form, we obtain the *non-linear load coupling equation* (NLCE)

$$\text{NLCE} : \quad \mathbf{x} = \mathbf{f}(\mathbf{x}; \mathbf{r}, \mathbf{p}) \quad (3)$$

for $\mathbf{0} \leq \mathbf{x} \leq \mathbf{1}$, where we have made the dependence of the load \mathbf{x} on the rate \mathbf{r} and power \mathbf{p} explicit.

In the NLCE, the load \mathbf{x} appears in both sides of the equation and cannot be readily solved as a fixed-point solution in closed form. Intuitively, this is because the load x_i for base station i affects the load x_k of another base station $k \neq i$, which would then in turn affect the load x_i . This difficulty in obtaining the \mathbf{x} in the NLCE remains despite that the function SINR_{ij} (and similarly function f_i) depends on x_k for $k \neq i$ but not on x_i .

We collect the QoS constraints as $\mathbf{r} \geq \mathbf{d}_{\min}$. Without loss of generality, we assume \mathbf{d}_{\min} is strictly positive, as those users with zero rate can be excluded from further consideration. Hence the power vector satisfies $\mathbf{p} > \mathbf{0}$ so as to serve all the users. Consequently, the load must be strictly positive, i.e., $\mathbf{0} < \mathbf{x} \leq \mathbf{1}$.

III. ENERGY MINIMIZATION PROBLEM

Our objective is to minimize the sum transmission energy given by $\sum_{i=1}^n x_i p_i$. We note that the product $(x_i p_i)$ measures the transmission energy used by base station i , because the load x_i reflects the normalized amount of resource units used (in time and frequency) while the power p_i is the amount of energy used per resource unit.

The energy minimization problem is given by Problem $P0$.

$$P0 : \quad \min_{\mathbf{p} > \mathbf{0}, \mathbf{r} > \mathbf{0}, \mathbf{0} < \mathbf{x} \leq \mathbf{1}} \quad \mathbf{x}^T \mathbf{p} \quad (4a)$$

$$\text{s.t.} \quad \mathbf{x} = \mathbf{f}(\mathbf{x}; \mathbf{r}, \mathbf{p}) \quad (4b)$$

$$\mathbf{r} \geq \mathbf{d}_{\min}. \quad (4c)$$

As was mentioned earlier, the power vector \mathbf{p} and rate vector \mathbf{r} vector are strictly positive to satisfy the non-trivial QoS constraint. The load vector \mathbf{x} is in fact determined by the NLCE constraint (4b) and thus may be treated as an implicit variable. The second constraint (4c) is imposed so that the rate \mathbf{r} satisfies the QoS constraint.

We denote an optimal solution to Problem $P0$ as \mathbf{p}^* , \mathbf{r}^* and the corresponding load as \mathbf{x}^* as determined by the NLCE. A key challenge of Problem $P0$ is that a positive solution pair (\mathbf{p}, \mathbf{r}) is considered feasible only if there exists a load such that (4b) holds. Whether this existence holds is not obvious due to the non-linearity of the NLCE. As such, the convexity of the optimization problem cannot be readily established, and hence standard convex optimization techniques do not apply readily.

IV. OPTIMALITY OF FULL LOAD

In Section IV-A and Section IV-B, we consider fundamental properties of rate and load, respectively, such that there exists a power satisfying the NLCE. To study the fundamental properties, we consider the existence of a load satisfying $\mathbf{x} > \mathbf{0}$. The additional constraint that $\mathbf{x} \leq \mathbf{1}$ is taken into account in Section IV-C, in which we prove the key result that full load, i.e., $\mathbf{x} = \mathbf{1}$, is a necessary and sufficient condition for the solution in Problem $P0$ to be optimal.

A. Satisfiability of Rate

We first establish conditions on rate vector \mathbf{r} such that a load $\mathbf{x} > \mathbf{0}$ exists and satisfies the NLCE, possibly with $\mathbf{x} > \mathbf{1}$. We denote the spectral radius of matrix \mathbf{A} as $\rho(\mathbf{A})$, defined as the absolute value of the largest eigenvalue of \mathbf{A} .

Lemma 1: For any power $\mathbf{p} > \mathbf{0}$, there exists a unique load $\mathbf{x} > \mathbf{0}$ satisfying the NLCE if and only if

$$\rho(\mathbf{\Lambda}(\mathbf{r})) < 1 \quad (5)$$

where the (i, k) th element of $\mathbf{\Lambda}(\mathbf{r})$ is given by

$$\lambda_{ik} = \begin{cases} 0, & \text{if } i = k; \\ \sum_{j \in \mathcal{J}_i} g_{kj} r_{ij} / g_{ij}, & \text{if } i \neq k \end{cases} \quad (6)$$

which is a function of \mathbf{r} (but not \mathbf{p}).

Proof: Follows directly from [22, Theorem 1]. ■

Due to Lemma 1, we say that the rate vector \mathbf{r} is *satisfiable* if $\rho(\mathbf{\Lambda}(\mathbf{r})) < 1$. If \mathbf{r} is not satisfiable, then there does not exist any power $\mathbf{p} > \mathbf{0}$ that results in a load satisfying constraint

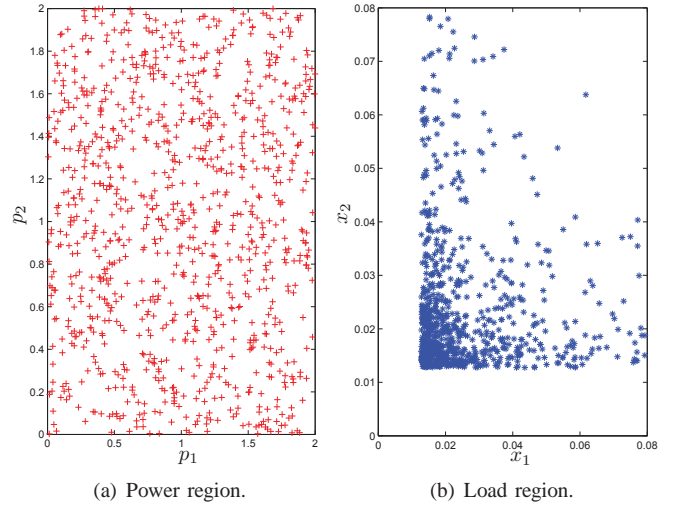


Fig. 1. Corresponding power region and load region satisfying the NLCE.

(4b). We note that even if \mathbf{r} is satisfiable, it is still possible that the load does not satisfy $\mathbf{x} \leq \mathbf{1}$ and hence violates its upper bound. Thus, satisfiability is a necessary condition for a feasible solution to exist in Problem $P0$, but it may not be sufficient.

Henceforth, we assume that a rate \mathbf{r} is satisfiable; otherwise no feasible solution exists in Problem $P0$. Given \mathbf{p} , we can then numerically obtain \mathbf{x} by the *iterative algorithm for load* (IAL) [22, Lemma 1], as follows. Specifically, starting from an arbitrary initial load $\mathbf{x}^0 > \mathbf{0}$, define the output of the ℓ th algorithm iteration as

$$\mathbf{x}^\ell = \mathbf{f}(\mathbf{x}^{\ell-1}; \mathbf{r}, \mathbf{p}) \quad (7)$$

for $\ell = 1, 2, \dots, L$, where L is the total number of iterations. Then \mathbf{x}^L converges to the fixed-point solution \mathbf{x} of the NLCE as L goes to infinity. The IAL is derived using [23] by showing that \mathbf{f} is a so-called standard interference function, to be defined in Section V-A.

B. Implementability of Load

Although Lemma 1 states that any given power vector \mathbf{p} always corresponds to a load vector \mathbf{x} that satisfies the NLCE, the reverse is not true. To obtain some intuition why this inverse mapping may fail, let us consider the special case of $n = 2$ base stations with channel gain $g_{ij} = 1$ for all i, j , rate $\mathbf{r} = \mathbf{1}$, and noise variance $\sigma^2 = 1$. We randomly choose the power $\mathbf{p} = [p_1, p_2]^T$ using a uniform distribution over $0 < p_i \leq 2, i = 1, 2$, which is plotted in Fig. 1(a). The corresponding load $\mathbf{x} = [x_1, x_2]^T$ obtained using the IAL is shown in Fig. 1(b). We see that indeed there is a load region that does not appear to correspond to any power $\mathbf{p} > \mathbf{0}$.

Given that \mathbf{r} is satisfiable, we say that a load \mathbf{x} is *implementable* if there exists power \mathbf{p} such that the NLCE is satisfied.

The following toy scenario shows that full load may not always be implementable. In practice, this may occur during peak times in cellular hot spots, such as train stations, when

mobile data cannot be sustained at high speeds even if all time-spectrum resources are used no matter how power is set (cf. Lemma 1).

We assume $n = 2$ cells with one user per cell, each with rate $r = 2$ nat, and $\mathbf{x} = \mathbf{1}$. The channel gains from a base station to the user it serves and the user it does not serve is set as $g = 1$ and $g' = 1/3$, respectively. Note that the rate is satisfiable since we get $\Lambda = \begin{bmatrix} 0 & g'r/g \\ g'r/g & 0 \end{bmatrix}$ and hence $\rho(\Lambda) = 4/9$ which satisfies (5). By symmetry, the power allocated for all cells must be the same with $p_1 = p_2 = p$ and must thus satisfy (2), i.e., $\log(1 + gp/(g'p + \sigma^2)) = r$. For any $p \geq 0$, the left hand side is upper bounded by $\log(1 + gp/(g'p + \sigma^2)) \leq \log(1 + g/g') = \ln(4) = 1.39$ nat, which is less than $r = 2$ nat. Hence, regardless of the power allocation, (2) cannot hold and so full load is not implementable in this case.

C. Main Result: Full Load is Optimal

Our first main result is given by Theorem 1, which states that full load, if implementable, is optimal to minimize the sum energy in Problem P0.

Lemma 2 given below is a key step to prove Theorem 1.

Lemma 2: For Problem P0, the optimal solution is such that the load vector satisfies $\mathbf{x}^* = \mathbf{1}$.

Proof: Note that the load satisfies $x_i > 0$ for all cell i to satisfy non-trivial rate demands. Assume that at optimality, we have $\mathbf{0} < \mathbf{x}^* \leq \mathbf{1}$ where there exists at least one cell $i \in \mathcal{N}$ with load $0 < x_i^* < 1$ and power p_i^* . With all other power p_k^* and load x_k^* fixed, $k \neq i$, we reduce the power p_i^* to $p' = p_i^* - \epsilon$, $\epsilon > 0$. Using (2), the corresponding load x_i^* strictly increases to $x' = x_i^* + \epsilon'$, $\epsilon' > 0$. We choose $\epsilon > 0$ such that $x' \leq 1$. With this new power-load pair (p', x') for cell i , we claim that (see proofs below): (i) the objective function is reduced, and (ii) the corresponding rate vector \mathbf{r}' is such that $\mathbf{r}' \geq \mathbf{r}^*$, i.e., the NLCE constraint is satisfied since $\mathbf{r}^* \geq \mathbf{d}_{\min}$. The two claims together imply that \mathbf{x}^* with $0 < x_i^* < 1$ is not optimal, independent of the actual cell i . By contradiction, $x_i^* = 1$ for all i , i.e., $\mathbf{x}^* = \mathbf{1}$.

We now prove the first claim. Denote the energy used in cell i , as a function of its power p_i , as $e_i = x_i p_i = \sum_{j \in \mathcal{J}_i} \frac{r_{ij} p_i}{\log(1 + c_{ij} p_i)}$ where $c_{ij} \triangleq g_{ij} / (\sum_{k \in \mathcal{N} \setminus \{i\}} p_k g_{kj} x_k + \sigma^2)$ does not depend on p_i nor x_i . Then

$$\frac{\partial e_i}{\partial p_i} = \sum_{j \in \mathcal{J}_i} r_{ij} \frac{(1 + c_{ij} p_i) \log(1 + c_{ij} p_i) - c_{ij} p_i}{\log^2(1 + c_{ij} p_i)(1 + c_{ij} p_i)}. \quad (8)$$

It can be verified by calculus that the numerator of each summand is strictly increasing for $p_i \geq 0$. Since the numerator equals zero at $p_i = 0$, the numerator is strictly positive for $p_i > 0$. Clearly the denominator is strictly positive for $p_i > 0$. Thus, $\frac{\partial e_i}{\partial p_i} > 0$. Hence, when the power for cell i is decreased, the energy e_i decreases. Thus, the objective function also decreases.

To prove the second claim, we first note that for cell i , we have constrained the new power-load pair (p', x') to satisfy (2). Thus, the new rate for cell i , denoted by r'_{ij} , $j \in \mathcal{J}_i$, is the same as the optimal rate r^*_{ij} corresponding to the power-load pair (p_i^*, x_i^*) . Next, we observe that the product $x' p'$ is

strictly smaller as compared to $x_i^* p_i^*$, according to the first claim. Thus, for user $j \in \mathcal{J}_k$ in cell $k \neq i$, $\text{SINR}_{kj}(\mathbf{x})$ strictly increases. It follows that the NLCE for cell k is satisfied with the same load x_k but with a larger rate r'_{kj} as compared to the optimal rate r^*_{kj} . In summary, we thus have $\mathbf{r}' \geq \mathbf{r}^*$. ■

Theorem 1: Suppose full load, i.e., $\mathbf{x} = \mathbf{1}$, is implementable. Then the optimal solution for Problem P0 is as follows: $\mathbf{r}^* = \mathbf{d}_{\min}$, and \mathbf{p}^* is such that $\mathbf{x}^* = \mathbf{1}$. The optimal power vector \mathbf{p}^* is thus given implicitly by the NLCE as

$$\mathbf{1} = \mathbf{f}(\mathbf{1}; \mathbf{d}_{\min}, \mathbf{p}^*). \quad (9)$$

Proof: The proof follows from Lemma 2 and Lemma 7 given in the Appendix, which state that $\mathbf{x}^* = \mathbf{1}$ and $\mathbf{r}^* = \mathbf{d}_{\min}$ are the optimal solutions, respectively. Substituting the optimal solutions into the NLCE results in (9). ■

From Theorem 1, serving the minimum required rate is optimal. This observation is intuitively reasonable as less resources are used and hence less energy is consumed. Interestingly, Theorem 1 states that having full load is optimal. This second observation is not as intuitive, since it is not immediately clear the effect of using higher load on both the sum energy and interference. This is because using a high load may lead to more interference to neighbouring cells, which may then require other cells to use more energy to serve their users' rates. Mathematically, the reason can be attributed to the proof of Lemma 2, which shows that, as the power decreases, the energy as well as the interference for each cell decreases, while concurrently the load increases. Thus, by using full load, the energy is minimized.

Next, Corollary 1 provides a converse type of result to Theorem 1. The result follows from a theorem with a generalized statement, which we defer to Section V-B because the proof requires the use of algorithmic notions for finding power given load.

Corollary 1: If full load $\mathbf{x} = \mathbf{1}$ is not implementable, then there is no other load $\mathbf{x} \leq \mathbf{1}$ with $\mathbf{x} \neq \mathbf{1}$ that is implementable. Thus, there is no feasible solution for Problem P0.

Proof: The result follows as a special case of Theorem 3 later in Section V-B. ■

Remark 1: Theorem 1 and Corollary 1 together thus show that full load is both necessary and sufficient to achieve the minimum energy in Problem P0.

Remark 2: It can be easily checked that Theorem 1 and Corollary 1 continue to hold even if we generalize the objective function to any function $c(x_1 p_1, x_2 p_2, \dots, x_n p_n)$ that is increasing in each of its argument. For example, $c(y_1, \dots, y_n) = \sum w_i y_i$ gives the weighted sum energy with positive weights $\{w_i, i = 1, \dots, n\}$.

V. OPTIMAL POWER SOLUTION

Although full load is optimal for Problem P0, it is still not clear if the optimal power \mathbf{p}^* is unique and how to numerically compute \mathbf{p}^* in (9). Our second main result, Theorem 2, answers both questions, but in a more general setting. Namely, we provide theoretical and algorithmic results for finding power \mathbf{p} given arbitrary load \mathbf{x} that is implementable (not necessarily all ones) and arbitrary rate \mathbf{r} that is satisfiable (not necessarily equal to \mathbf{d}_{\min}), so as to satisfy the NLCE.

A. Standard Interference Function

Before we state the main result of the section, we recap the standard interference function and the iterative algorithm introduced in [23]. The algorithm shall be used to obtain the optimal power \mathbf{p}^* , and is also a key step in the proof of the implementability of load.

Consider a function $\mathbf{I} : \mathbb{R}_+^n \rightarrow \mathbb{R}_+^n$. We denote the input as \mathbf{p} as we shall focus on using power as the input. We say $\mathbf{I}(\cdot)$ is a standard interference function if it satisfies the following properties for all input power $\mathbf{p} \geq \mathbf{0}$ [23].

- 1) Positivity: $\mathbf{I}(\mathbf{p}) > \mathbf{0}$;
- 2) Monotonicity: If $\mathbf{p} \geq \mathbf{p}'$, then $\mathbf{I}(\mathbf{p}) \geq \mathbf{I}(\mathbf{p}')$.
- 3) Scalability: For all $\alpha > 1$, $\alpha \mathbf{I}(\mathbf{p}) > \mathbf{I}(\alpha \mathbf{p})$.

Next, we consider both the synchronous and asynchronous versions of the *iterative algorithm for power* (IAP), similar to the two versions of iterative algorithm in [23]. IAP generates a sequence of power vectors via multiple iterations. In each iteration, the power vector produced amounts to evaluating function $\mathbf{I}(\cdot)$ with the previous iterate as the input. As power is a vector, when the calculation of one power element is performed, there is a choice of whether or not to use this updated power value in the function evaluation for the remaining power elements. These two choices lead to the synchronous and asynchronous IAPs. We consider a specific form of asynchronous IAPs which will turn out to be useful for our proof of Theorem 3 later.

We assume L iterations are performed in each case. For the *synchronous* IAP, the entire power vector is updated in each iteration. In contrast, for the *asynchronous* IAP, there are n inner iterations for each (outer) iteration, and in each inner iteration, only one power element is updated.

- Synchronous IAP: Assume an arbitrary initial power given by $\mathbf{p}^0 > \mathbf{0}$. The output for iteration $\ell = 1, \dots, L$, is given by

$$\mathbf{p}^\ell = \mathbf{I}(\mathbf{p}^{\ell-1}). \quad (10)$$

Clearly, any power element of \mathbf{p}^ℓ is solely determined by $\mathbf{p}^{\ell-1}$.

- Asynchronous IAP: In each iteration $\ell = 1, \dots, L$, we perform n inner iterations. Assume an arbitrary initial power given by $\mathbf{p}_0^0 > \mathbf{0}$. The output of the i th inner iteration, $i = 1, \dots, n$, is given by

$$p_i^\ell = \mathbf{I}(\mathbf{p}_{i-1}^{\ell-1}) \quad (11)$$

where $\mathbf{p}_{i-1}^{\ell-1}$ represents the power vector containing the most current elements after $(\ell - 1)$ outer iterations and $(i - 1)$ inner iterations (i.e., during the ℓ th iteration). After L (outer) iterations are fully completed, each with n inner iterations, we obtain \mathbf{p}_n^L as the final power vector solution.

Lemma 3 demonstrates the use of the IAP algorithms to obtain the unique fixed-point solution.

Lemma 3: Suppose a fixed-point solution \mathbf{p} exists for $\mathbf{p} = \mathbf{I}(\mathbf{p})$. If \mathbf{I} is a standard interference function, then starting from any initial power vector, both the synchronous and asynchronous IAP algorithms converge to the fixed-point solution \mathbf{p} , which is unique.

Proof: We omit the proof which is found in [23, Theorems 2,4]. ■

B. Main Result: Existence and Computation of Power Solution

Before proving the main result, we present and prove some properties on how the elements of the power vector relate to each other in NLCE. The properties will then be used to establish that the results in [23] with the notion of standard interference function can be applied.

Let $\bar{\mathbf{p}}_i$ be the vector of length $(n - 1)$ that contains all elements in vector \mathbf{p} except for element p_i . For example, if $\mathbf{p} = [p_1, p_2, p_3, \dots, p_n]$, then $\bar{\mathbf{p}}_2 = [p_1, p_3, \dots, p_n]$. Lemma 4 shows that given \mathbf{x} and \mathbf{r} , the dependency of p_i on $\bar{\mathbf{p}}_i$ (such that the NLCE holds) qualifies as a function, even if the function is not in closed form.

Lemma 4: Let $\mathbf{p}, \mathbf{x}, \mathbf{r}$ satisfy the NLCE, where the vectors are strictly positive. Then there exists function $h_i : \mathbb{R}_{++}^n \rightarrow \mathbb{R}_{++}^n$ satisfying $p_i = h_i(\bar{\mathbf{p}}_i; \mathbf{x}, \mathbf{r})$ for all $i = 1, \dots, n$. Writing p_i 's and h_i 's in vector form, we get $\mathbf{p} = \mathbf{h}(\mathbf{p}; \mathbf{x}, \mathbf{r})$.

Proof: We fix \mathbf{x}, \mathbf{r} and drop these notations in the function $h_i(\cdot)$ for simplicity. To prove the existence of the function $h_i(\cdot)$, we need to show that given $\bar{\mathbf{p}}_i$, there exists a unique p_i for $i = 1, \dots, n$. First, we write the NLCE in (2) as

$$1 = \sum_{j \in \mathcal{J}_i} \frac{a_{ij}}{\log(1 + p_i b_{ij}(\bar{\mathbf{p}}_i, \sigma^2))} \triangleq \eta_i(p_i) \quad (12)$$

where

$$a_{ij} \triangleq r_{ij}/x_i \quad (13)$$

$$b_{ij}(\bar{\mathbf{p}}_i, \sigma^2) \triangleq \frac{g_{ij}}{\sum_{k \in \mathcal{N} \setminus \{i\}} p_k g_{kj} x_k + \sigma^2} \quad (14)$$

are both independent of p_i . We fix $\bar{\mathbf{p}}_i > \mathbf{0}$ and $\sigma^2 \geq 0$. It follows that $b_{ij}(\bar{\mathbf{p}}_i, \sigma^2) > 0$ and so $\eta_i(p_i) > 0$. Observe that $\eta_i(p_i)$ is a strictly decreasing function of p_i . Since $\eta_i(p_i) \rightarrow \infty$ as $p_i \rightarrow 0$, and $\eta_i(p_i) \rightarrow 0$ as $p_i \rightarrow \infty$, there exists a unique $p_i > 0$ such that $\eta_i(p_i) = 1$, and thus satisfies (12). Hence there exists a function of the form $p_i = h_i(\bar{\mathbf{p}}_i)$, for any i . ■

Remark 3: The function $h_i(\cdot)$ does not submit to a closed-form solution. For example, consider expressing p_i in terms of $\bar{\mathbf{p}}_i$ in (12) where the number of summands is $|\mathcal{J}_i| > 1$. Because each of them is non-linear in p_i , the dependency of p_i on $\bar{\mathbf{p}}_i$ is not explicit.

Remark 4: Although $h_i(\cdot)$ cannot be expressed in closed form, we can numerically obtain the output p_i of the function h_i given the input $\bar{\mathbf{p}}_i$. Equivalently, this means that we want to obtain the value of p_i such that (12) holds. This is computed, for example, by a bisection search on $\eta_i(p_i) = 1$, making use of the property that $\eta_i(p_i)$ is a strictly decreasing function. Specifically, we first choose an arbitrary but small power p' such that $\eta_i(p') > 1$ and an arbitrary but large power p'' such that $\eta_i(p'') < 1$. Next we use the new power $p = (p' + p'')/2$ and evaluate if $\eta_i(p)$ is greater or smaller than one, then replace p' or p'' by p , respectively. By performing this procedure iteratively, we have guaranteed convergence to the desired p that satisfies $\eta_i(p_i) = 1$. This forms the basis for the proposed algorithm later in Section VI.

We observe that $\mathbf{h}(\cdot)$ is to some extent similar to $\mathbf{f}(\cdot)$ in the NLCE (3). From Remark 3, however, the function $\mathbf{h}(\cdot)$ cannot be readily written as a closed-form expression. Thus, proving

properties related to $\mathbf{h}(\cdot)$ is more challenging, as compared to the case of $\mathbf{f}(\cdot)$ for which a closed-form solution is available. Nevertheless, Lemma 5 states that $\mathbf{h}(\cdot)$ qualifies as a standard interference function as defined in [23].

Lemma 5: Given load $\mathbf{x} \geq \mathbf{0}$ and rate $\mathbf{r} \geq \mathbf{0}$, $\mathbf{h}(\mathbf{p}; \mathbf{x}, \mathbf{r})$ is a standard interference function in \mathbf{p} .

Proof: Henceforth we assume that load $\mathbf{x} \geq \mathbf{0}$ and rate $\mathbf{r} \geq \mathbf{0}$ are given. For notational convenience, we drop the dependence of these entities in the notation of $\mathbf{h}(\cdot)$. We consider an arbitrary i and refer to $\eta_i(p_i), a_{ij}, b_{ij}$ as defined in (12), (13) and (14), respectively, throughout the proof. For this proof, it is useful to denote the function $\eta_i(p_i)$ explicitly as $\eta_i(p_i, \bar{\mathbf{p}}_i, \sigma^2)$ to ease the discussion. We prove each of the three properties required for standard interference function below.

Positivity: From the proof of Lemma 4, there exists a unique $p_i > 0$ that satisfies (12), i.e., $h_i(\bar{\mathbf{p}}_i) > 0$. This holds for all i , thus $\mathbf{h}(\mathbf{p}) > \mathbf{0}$.

Monotonicity: From (12), we observe that $\eta_i(p_i, \bar{\mathbf{p}}_i, \sigma^2)$ strictly increases as p_i decreases, or as any element of $\bar{\mathbf{p}}_i$ increases. Hence, to satisfy $\eta_i(p_i, \bar{\mathbf{p}}_i, \sigma^2) = 1$, p_i strictly increases if any element of $\bar{\mathbf{p}}_i$ increases. We note that an equivalent representation of $\eta_i(p_i, \bar{\mathbf{p}}_i, \sigma^2) = 1$ is $p_i = h_i(\bar{\mathbf{p}}_i)$. It follows that $h_i(\bar{\mathbf{p}}_i)$ is increasing in any of the arguments.

Scalability: Let $q_1 = h_i(\bar{\mathbf{p}}_i)$ and $q_2 = h_i(\alpha \bar{\mathbf{p}}_i)$, where $\alpha > 1$. Observe that

$$\eta_i(q_1, \bar{\mathbf{p}}_i, \sigma^2) = \eta_i(q_2, \alpha \bar{\mathbf{p}}_i, \sigma^2) \quad (15)$$

since both equal one according to (12). It is easy to check that $q_1 b_{ij}(\bar{\mathbf{p}}_i, \sigma^2) = \alpha q_1 b_{ij}(\alpha \bar{\mathbf{p}}_i, \alpha \sigma^2)$. That is, multiplying all the terms in the triplet $(q_1, \bar{\mathbf{p}}_i, \sigma^2)$ by a positive constant still allows (12) to be satisfied. Thus we get from (15)

$$\eta_i(\alpha q_1, \alpha \bar{\mathbf{p}}_i, \alpha \sigma^2) = \eta_i(q_2, \alpha \bar{\mathbf{p}}_i, \sigma^2). \quad (16)$$

With the second argument in $\eta_i(y, \cdot, z)$ fixed, we note that the output of the function strictly decreases with y and strictly increases with z . By the equality in (16), it follows that $\alpha q_1 > q_2$ because $\alpha \sigma^2 > \sigma^2$. Taking into account of the definition of q_1 and q_2 , we have proved $\alpha h_i(\bar{\mathbf{p}}_i) > h_i(\alpha \bar{\mathbf{p}}_i)$. ■

Using Lemma 4 and Lemma 5, we are ready to provide the main result, stating that NLCE can be expressed in an alternative form with the power taken as the subject of interest. The proof is non-standard, because the relations among the power elements do not submit to a closed form (Remark 3). Hence, it has been necessary to first establish that the relation between one power element and the others qualifies as a function (Lemma 4). Next, we have used an implicit method to prove that $\mathbf{h}(\cdot)$ is indeed a standard interference function (Lemma 5).

Theorem 2: Given load \mathbf{x} and rate \mathbf{r} , the power \mathbf{p} that satisfies the NLCE can be represented equivalently in the form of a non-linear power coupling equation (NPCE) given by

$$\text{NPCE: } \mathbf{p} = \mathbf{h}(\mathbf{p}; \mathbf{x}, \mathbf{r}) \quad (17)$$

where $\mathbf{h}(\cdot)$ is a standard interference function. Given that a solution \mathbf{p} exists, then \mathbf{p} is unique and can be obtained numerically by the IAP.

Proof: Lemma 4 states the existence of the function $\mathbf{h}(\cdot)$, and hence allows us to obtain the NPCE. Lemma 5 states that $\mathbf{h}(\cdot)$ satisfies all the properties required for a standard interference function. The uniqueness and iterative computation of \mathbf{p} then follow from Lemma 3 with the standard interference function $\mathbf{h}(\cdot)$. ■

Remark 5: So far we have assumed that there is no maximum power constraint imposed for any element of power \mathbf{p} . If such power constraints are imposed, then a so-called standard constrained interference function defined in [23] can be used instead to perform the IAP, in which the output of each iteration is set to the maximum power constraint value, if that returned from \mathbf{h} is higher. This type of iteration converges to a unique fixed point [23, Corollary 1].

C. Characterization on Implementability of Load

Theorem 3 provides a monotonicity result for load implementability. We recall that a load vector \mathbf{x} is said to be implementable if there exists power \mathbf{p} such that the NLCE holds.

Theorem 3: Consider two load vectors with $\mathbf{x}' \geq \mathbf{x}$ and $\mathbf{x}' \neq \mathbf{x}$. If \mathbf{x} is implementable, then \mathbf{x}' is implementable. Moreover, the respective corresponding powers \mathbf{p} and \mathbf{p}' satisfy $\mathbf{p}' < \mathbf{p}$.

Proof: Suppose \mathbf{x} is implementable, i.e., there exists power \mathbf{p} such that the NPCE (or equivalently the NLCE) holds. From Theorem 3, $\mathbf{h}(\cdot)$ is a standard interference function. We shall prove that \mathbf{x}' is also implementable, i.e., \mathbf{p}' exists.

Before we consider the general case of $\mathbf{x}' \geq \mathbf{x}$, we first focus on the special case that strict inequality holds only for the first element (with re-indexing if necessary), i.e., $\mathbf{x} = [x_1, x_2, \dots, x_n]^T$ and $\mathbf{x}' = [x'_1, x_2, \dots, x_n]^T$ with $x'_1 > x_1$. We now use the asynchronous IAP (11) with load \mathbf{x}' , and we set the initial power as $\mathbf{p}^0 = \mathbf{p}$. Our objective is to show that the power converges to \mathbf{p}' that satisfies the NPCE with $\mathbf{p}' < \mathbf{p}$.

Consider the asynchronous IAP (11) with outer iteration $\ell = 1$ and inner iteration $i = 1, 2, \dots, n$:

- For $i = 1$: Consider the NLCE for cell 1 with the original load \mathbf{x} and power \mathbf{p} :

$$x_1 = \sum_{j \in \mathcal{J}_1} \frac{r_{1j}}{\log \left(1 + \frac{p_1 g_{1j}}{\sum_{k \geq 2} p_k g_{kj} x_k + \sigma^2} \right)}. \quad (18)$$

In the first iteration, x_1 and p_1 are updated by the actual load of interest x'_1 and the iterated power p_1^1 , respectively, with other load and power unchanged. Since $x'_1 > x_1$, we must have $p_1^1 < p_1$.

From the proof in Lemma 2, the energy $e_1 \triangleq p_1 x_1$ with p_1, x_1 given by (18) satisfies $\partial e_1 / \partial p_1 > 0$. Since $\partial e_1 / \partial x_1 = \partial e_1 / \partial p_1 \cdot \partial p_1 / \partial x_1$ and clearly $\partial p_1 / \partial x_1 < 0$, we get $\partial e_1 / \partial x_1 < 0$. Thus, $p_1^1 x'_1 < p_1 x_1$.

- For $i = 2$: We shall show that the iterated power satisfies $p_2^1 < p_2^0 = p_2$. The NLCE for cell 2 with the original load \mathbf{x} and power \mathbf{p} can be written as:

$$x_2 = \sum_{j \in \mathcal{J}_2} \frac{r_{2j}}{\log \left(1 + \frac{p_2 g_{2j}}{p_1 g_{1j} x_1 + \sum_{k \geq 3} p_k g_{kj} x_k + \sigma^2} \right)}$$

Upon updating cell 2, we have updated x_1, p_1 to the newly iterated x'_1, p'_1 , respectively. Since $p'_1 x'_1 < p_1 x_1$ as mentioned earlier, $p'_2 < p_2$.

- For $i \geq 3$: For subsequent iterations, it can be shown similarly that $p_i^1 < p_i^0 = p_i$ for $i = 3, \dots, n$. This completes the first outer iteration.

At this point, we get $p_n^1 < p$. It can be similarly shown that $p_n^{\ell+1} < p_n^\ell$ for $\ell > 1$.

For large number of iterations L , the decreasing sequence p_n^0, p_n^1, \dots must converge since $p_n^\ell \geq 0$ (i.e., it is bounded from below) for any ℓ due to the positivity of the standard interference function. Thus, the power solution exists, i.e., x' is implementable.

At convergence, we have $\lim_{L \rightarrow \infty} p_n^L = p' < p$. So far we have assumed that only one element of the load is strictly increased. In general, if more than one load element is increased, repeating the argument sequentially for every such element proves that power exists and is decreased. Thus, in general x' is implementable for $x' \geq x$, where $p' < p$. ■

From Theorem 3, we also obtain the equivalent result that x is not implementable if x' is not implementable.

The next theoretical characterization is on the implementable load region \mathcal{L} over all non-negative power vectors for any given satisfiable rate r , i.e., $\mathcal{L} \triangleq \{x \geq \mathbf{0} : x = f(x; r, p), p \geq \mathbf{0}\}$. Theorem 4 states that the boundary of this region is open. The norm $\|\cdot\|$ in Theorem 4 can be any norm, e.g., the 2-norm $\|\cdot\|_2$ or the maximum norm $\|\cdot\|_\infty$.

Theorem 4: Suppose load x is implementable with power p and rate r . Then there exists $\delta > 0$, such that any load vector x' with $\|x' - x\| \leq \delta$ is implementable. Moreover, the implementable load region \mathcal{L} is open.

Proof: Let $\tilde{p} = \beta p$ with $\beta > 1$, and let the corresponding load satisfying the NLCE with rate r be \tilde{x} . Note that \tilde{x} exists, because the existence of load does not depend on power (cf. Lemma 1). By applying the IAL in (7) to obtain \tilde{x} (using power \tilde{p}) with the initial load set as $x^0 = x$, it can be easily checked that the load vector decreases in every iteration. Since $\tilde{x} > \mathbf{0}$, the iterations must converge to $\tilde{x} = \lim_{L \rightarrow \infty} x^L < x$. By Theorem 3, any $x' \geq \tilde{x}$ is implementable. As $\tilde{x} < x$, there is an implementable neighbourhood of x . That is, there exists $\delta > 0$, for which any load vector x' satisfying $\|x' - x\| \leq \delta$ is implementable. Since the result holds for any x in \mathcal{L} , it follows that \mathcal{L} is open. ■

D. Algorithm for Optimal Power Vector

By Theorem 2, we can use the IAP to compute the optimal power p^* for (9) in Theorem 1 for any given implementable load x^* . We recall that to minimize the energy we set $x^* = \mathbf{1}$ (Theorem 1). To obtain the output of the function $h(\cdot)$ in each step of the IAP, bisection search is able to determine the power p_i such that $\eta_i(p_i) = 1$ (see Remark 4). Putting together the theoretical insights results in the following formal algorithmic description (Algorithm 1) for computing p^* .

Algorithm 1 solves the NPCE for given x^* , by iteratively updating the power vector and re-evaluating the resulting load $f(x^*; r, p)$. The bulk of the algorithm starts at Line 2. The

Given:

- target load vector $x^* = [x_1^*, x_2^*, \dots, x_n^*]^T$
- rate vector r such that $\rho(\Lambda(r)) < 1$
- arbitrary initial power vector p
- tolerance $\epsilon > 0$

Output: p^* with $x^* = f(x^*; r, p^*)$

```

1: Initialize  $x \leftarrow f(x^*; r, p)$ .
2: while  $\|x - x^*\|_\infty > \epsilon$  do
3:   for  $i = 1 : n$  do
4:      $p_i^{\text{left}} \leftarrow \xi$  for any  $\xi$  such that  $\eta_i(\xi) > 1$ 
5:      $p_i^{\text{right}} \leftarrow \psi$  for any  $\psi$  such that  $\eta_i(\psi) < 1$ 
6:     while  $|\eta_i(p_i) - 1| > \epsilon$  do
7:       if  $\eta_i(p_i) \leq 1$  then
8:          $p_i^{\text{right}} \leftarrow p_i$ 
9:       else if  $\eta_i(p_i) > 1$  then
10:         $p_i^{\text{left}} \leftarrow p_i$ 
11:       end if
12:         $p_i \leftarrow (p_i^{\text{left}} + p_i^{\text{right}})/2$ 
13:     end while
14:   end for
15:    $x \leftarrow f(x^*; r, p)$ 
16: end while
17:  $p^* \leftarrow p$ , return  $p^*$ 

```

Algorithm 1: IAP algorithm for computing optimal power.

outer loop terminates if the load vector x has converged to x^* . For each outer iteration, the inner loop is run starting at Line 3, for which the power vector for each cell i is updated. In each update, the power range is first initialized to $[\xi, \psi]$, where $\xi < \psi$, such that $\eta_i(\xi) > 1$ and $\eta_i(\psi) < 1$. Since the function $\eta_i(\cdot)$ is a strictly decreasing function, the bisection search from Lines 7-12 ensures convergence to the unique solution for $\eta_i(p_i) = 1$, or equivalently, the value of $h_i(\tilde{p}_i; x, r)$. Load re-evaluation is then carried out in Line 15.

VI. NUMERICAL EVALUATION

A. Simulation Setup

In this section, we provide numerical results to illustrate the theoretical findings. The simulations have been performed for a real-life based cellular network scenario, with publicly available data provided by the European MOMENTUM project [24]. The channel-gain data are derived from a path-loss model and calibrated with real measurements of signal strength in the network of a sub-area of Alexanderplatz in the city of Berlin. The path-loss model takes into account the terrain and environment, pre-optimized antenna configuration (height, azimuth, mechanical tilt, electrical tilt); fast fading is not part of the data made available. Further details are available in [24].

The scenario is illustrated in Fig. 2. The scenario has 50 base station sites, sectorized into 148 cells. In Fig. 2, the red dots indicate base station sites and the green dots represent the location of users. Most of the sites have three sectors (cells) equipped with directional antennas. The blue short lines represent the antenna directions of the cells. The entire service

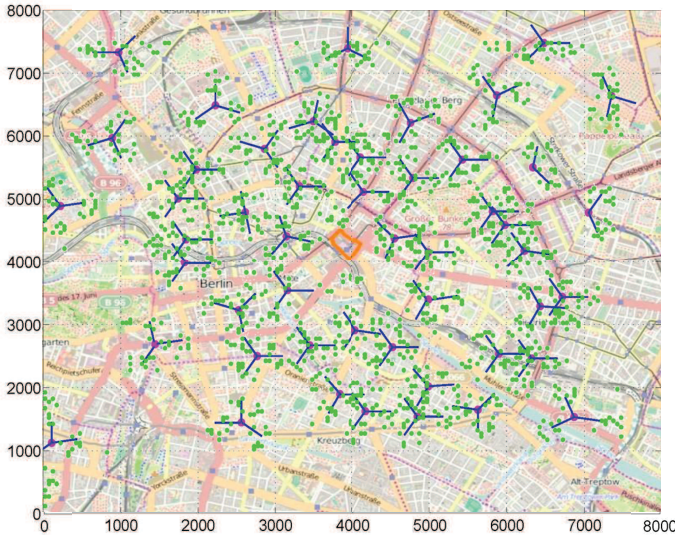


Fig. 2. Network layout and user distribution in an area of Alexanderplatz, Berlin. The units of the axes are in meters. Digital Map: © OpenStreetMap contributors, the map data is available under the Open Database License.

TABLE I
NETWORK AND SIMULATION PARAMETERS

Parameter	Value
Service area size	$7500 \times 7500 \text{ m}^2$
Pixel resolution	$50 \times 50 \text{ m}^2$
Number of sites	50
Number of cells	148
Number of pixels	22500
Number of users	1480
Thermal noise spectral density	-145.1 dBm/Hz
Total bandwidth per cell	4.5 MHz
Bandwidth per resource unit	180 kHz
Tolerance ϵ in IAP	10^{-5}
Initial power vector \mathbf{p} in IAP	1 W

area of the Berlin network scenario is divided into 22500 pixels as shown in Fig. 2. That is, each pixel represents a small square area, with resolution $50 \times 50 \text{ m}^2$, for which signal propagation is considered uniform. Users located in the same pixel are assumed to have the same channel gains. In our simulations, each cell serves up to ten randomly distributed users in its serving area as defined in the MOMENTUM data set. The total bandwidth of each cell is 4.5 MHz. Following the LTE standards, we use one resource block to represent a resource unit with 180 kHz bandwidth each in the simulation. Network and simulation parameters are summarized in Table I.

B. Results

Our objective is to numerically illustrate the relationship among the load, power, and sum transmission energy. First, we consider the use of uniform load with $\mathbf{x} = \phi \mathbf{1}$ for various $0 < \phi \leq 1$, with $\phi = 1$ being the case of full load. Given the load vector \mathbf{x} , the optimal power solution \mathbf{p} is then obtained by using the IAP described by Algorithm 1. Next, for benchmarking, we consider the conventional scheme that employs uniform power allocation $\mathbf{p} = \beta \mathbf{1}, \beta > 0$. We

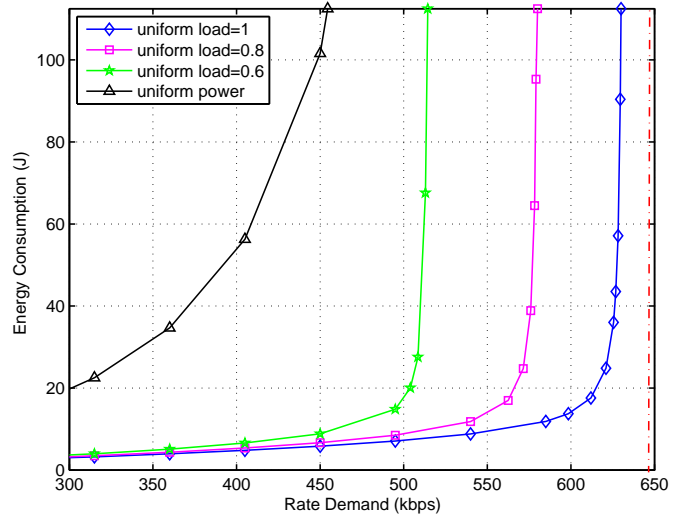


Fig. 3. Sum transmission energy with respect to user's rate demand.

choose β that results in the minimum sum energy subject to the constraint that the corresponding load satisfies $\mathbf{0} \leq \mathbf{x} \leq \mathbf{1}$, as follows. From the proof of Lemma 2, the energy (given by the product of load and power) for each cell strictly decreases as the power strictly decreases. Thus, to minimize the sum energy, we choose the smallest β such that $\mathbf{x} \leq \mathbf{1}$; this can be obtained by a bisection search starting with sufficiently small and large values of β . For any β under consideration, the IAL is used to obtain the load corresponding to the power $\mathbf{p} = \beta \mathbf{1}$.

In the first numerical experiment, we consider the sum energy for rate demand $\mathbf{r} = \xi \mathbf{1}$ with ξ being successively increased, while keeping \mathbf{r} satisfiable. Fig. 3 compares the sum energy for various uniform load levels, including full load, and that obtained by uniform power allocation. From Fig. 3, the sum energy for all cases appears to grow exponentially fast as the rate demand increases, approaching infinity as the rate demand increases. The vertical dotted line in Fig. 3 corresponds to the boundary when the rate demand is not satisfiable, i.e., $\rho(\Lambda(\mathbf{r})) = 1$, and hence represents the upper bound for which the system can support. This behaviour is consistent with Lemma 1. Deploying full load achieves the smallest sum energy, in accordance with Lemma 2. The reduction in sum energy is particularly evident in comparison to the scheme of uniform power – the relative saving is 90% or higher for the rate demand shown in Fig. 3. Conversely, for a fixed amount of sum energy, deploying full load and optimizing the corresponding power allows for maximizing the rate demand that can be served.

Next, we examine the energy consumption by progressively increasing the uniform load for four rate demand levels $\mathbf{r} = \xi \mathbf{1}$ with ξ taking the values of 350 kbps, 450 kbps, 550 kbps and 600 kbps. The results are shown in Fig. 4. We observe that the sum energy decreases monotonically by increasing the load. The reduction of sum energy appears to be exponentially fast in the low-load regime, but is much slower in the high-load regime. In addition, the numerical results reinforce the fact

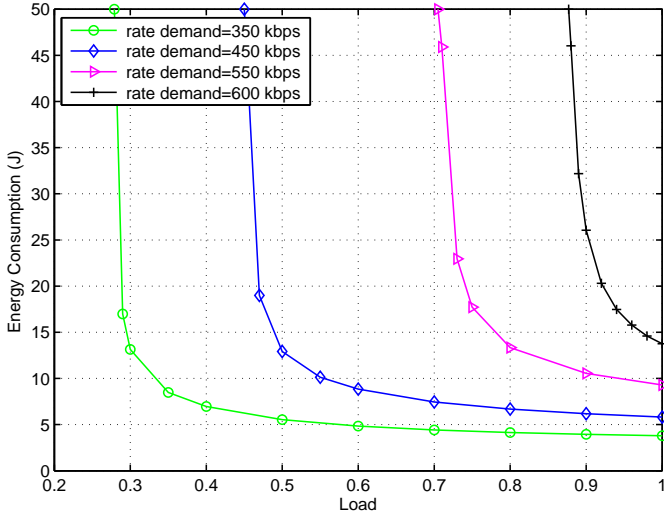


Fig. 4. Sum transmission energy with respect to cell load.

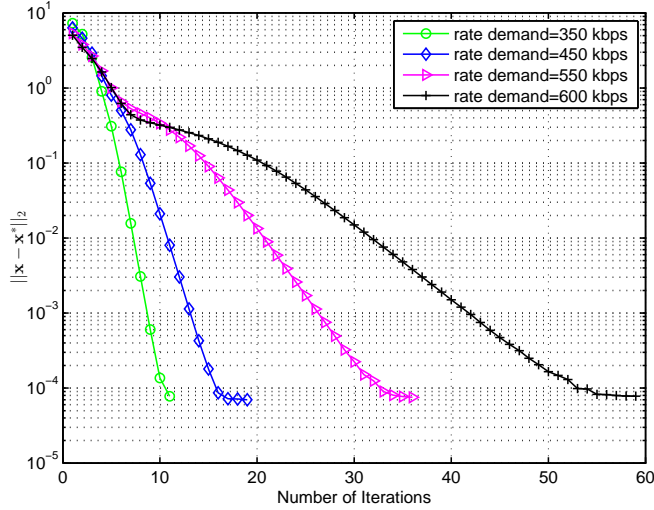


Fig. 5. The evolution of the Euclidean distance between the iterate \mathbf{x} and the target \mathbf{x}^* , given by the 2-norm $\|\mathbf{x} - \mathbf{x}^*\|_2$, over iterations with $\mathbf{x}^* = \mathbf{1}$.

that some load vectors are not implementable. In particular, it is not always possible to obtain a power vector \mathbf{p} for a load vector $\mathbf{x} = \phi \mathbf{1}$ with very small $\phi > 0$. From Fig. 4, the sum energy surges to infinity when the load approaches some fixed (small) value, which suggests that, for any $\mathbf{r} > 0$, the load cannot become arbitrarily small, irrespective of power.

Furthermore, we numerically investigate the convergence behavior of the IAP. The theoretical analysis on the convergence speed of the IAP depends on whether $\mathbf{h}(\cdot)$ further satisfies some property such as contractivity [25], for which linear rate of convergence can be shown to hold. In Fig. 5, we set the target load vector $\mathbf{x}^* = \mathbf{1}$ and the initial power vector $\mathbf{p} = \mathbf{1}$ Watt, with rate demand $\mathbf{r} = \xi \mathbf{1}$ where $\xi \in \{350, 450, 550, 600\}$ kbps. The Euclidean distance between the iterate \mathbf{x} and target \mathbf{x}^* is given by the 2-norm $\|\mathbf{x} - \mathbf{x}^*\|_2$. The evolution of $\|\mathbf{x} - \mathbf{x}^*\|_2$ for the four different rate demand

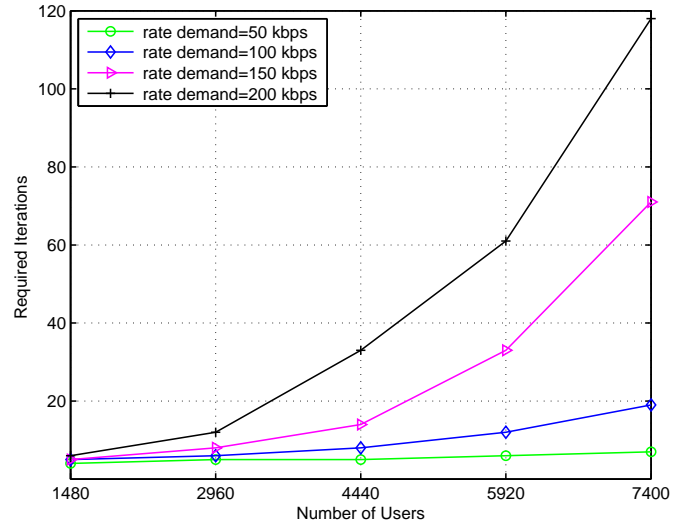


Fig. 6. The number of iterations required to achieve convergence for different number of users.

cases is illustrated in Fig. 5. We consider the algorithm converged if the largest error between the load iterate and the target load is less than $\epsilon = 10^{-5}$, i.e., if $\|\mathbf{x} - \mathbf{x}^*\|_\infty \leq \epsilon$. For the four rate demand cases, convergence is reached after 11, 19, 36 and 59 iterations, respectively. Given the size of the network (148 cells), the values are moderate. Also, we notice that when the rate demand increases, more iterations are required for convergence with a longer tail-off. This is mainly because a high rate demand means that, in general, the NPCE is operating in the high SINR regime. The amount of progress in load in an IAP iteration is mainly dependent on the denominator in (3). For high SINR regime, the relative change in load is lesser due to the logarithm operator, thus slowing down the progress. Moreover, the number of iterations depends on the initial power point. In general, fewer iterations are required if the starting power point is closer to the optimum. Note that no matter what the rate of convergence is, the convergence of the IAP is guaranteed by Theorem 2. The convergence speed depends also on other factors, e.g., the scale of the network (in terms of the number of BS and users), the rate demand and the choice of ϵ . An explicit characterization of this dependence is beyond the scope of this paper.

In case of the presence of some time constraints in a practical application, the IAP may be terminated before full convergence is reached. Thus, the capability of delivering a load-feasible and close-to-convergent solution within few iterations is of significance. It can be seen in Fig. 5 that a majority of the iterations is due to the tailing-off effect – the load vector is in fact close to the target value within about half of the iterations. For all the rate demand levels, convergence is in effect achieved in less than 20 iterations; this is promising for the practical relevance of the proposed IAP scheme. Finally, to ensure that the load is strictly less than full load for practical implementation, we may set $\mathbf{x}^* = (1 - \epsilon') \mathbf{1}$ with $\epsilon' > \epsilon$.

Fig. 6 illustrates the the number of iterations required for

the load to converge, i.e., until $\|\mathbf{x} - \mathbf{x}^*\|_\infty \leq \epsilon$, with $\epsilon = 10^{-5}$. The total number of users is increased from the current 1480 (corresponding to 10 users per cell) to 7400 (corresponding to 50 users per cell). We have set the rate demand as $\mathbf{r} = \xi \mathbf{1}$ with $\xi \in \{50, 100, 150, 200\}$ kbps, because the original case of $\xi \in \{350, 450, 550, 600\}$ is no longer satisfiable for 7400 users. From Fig. 6, we see that the number of iterations increases as the number of users increases, and the rate of increase is higher if the number of users is large or the demand is high. Hence, for systems that support high data rate or large number of users, more computational resources are needed to implement the algorithm.

VII. CONCLUSION

We have obtained some fundamental properties for the cellular network modeled by a non-linear load coupling equation (NLCE), from the perspective of minimizing the energy consumption of all the base stations. To obtain analytical results on the optimality of full load, and the computation and existence of the power allocation, we have investigated a dual to the NLCE, given by a non-linear power coupling equation (NPCE). Interestingly, although the NPCE cannot be stated in closed-form, we have obtained useful properties that are instrumental in proving the analytical results. Our analytical results suggest that in load-coupled OFDMA networks or more specifically LTE networks, the maximal use of bandwidth and time resources over power leads to the highest energy efficiency. In the literature, the maximal use of resources is typically suggested to maximize the network throughput; our work gives a similar conclusion but from a different and complementary approach of minimizing energy. To implement the solution, the load and power solutions have to be computed and sent to all base stations for implementation. Hence, some level of coordination has to be set up in practice. In this paper, we have assumed the use of ideal power amplifier and that the users' associations to the base stations are given. The effects of non-linear power amplifier and the problem of user association may be considered as future work.

ACKNOWLEDGEMENTS

We would like to thank the anonymous reviewers for their valuable comments and suggestions. The work of the second author has been supported by the Linköping-Lund Excellence Center in Information Technology (ELLIIT), Sweden. The work of the third author has been supported by the Chinese Scholarship Council (CSC) and the overseas PhD research internship scheme from Institute for Infocomm Research (I²R), A*STAR, Singapore.

APPENDIX

Lemma 6 (Theorem 2, [22]): Consider the NLCE (3) with power p fixed. Given the rate vectors \mathbf{r}' and \mathbf{r} with $\mathbf{r}' \geq \mathbf{r}$ and $\mathbf{r}' \neq \mathbf{r}$, the corresponding load vectors \mathbf{x}' and \mathbf{x} satisfy $\mathbf{x}' > \mathbf{x}$.

We omit the proof of Lemma 6, which is given in [22].

Lemma 7: For Problem P0, the optimal rate vector satisfies $\mathbf{r}^* = \mathbf{d}_{\min}$.

Proof: Suppose that at optimality, there exists at least one rate element r_{ij}^* that is strictly greater than its corresponding (minimum) rate demand $d_{ij,\min}$. Taking the power to be fixed as \mathbf{p}^* , if we decrease r_{ij}^* to $d_{ij,\min}$, then the load will strictly decrease while satisfying the constraint (4b) by Lemma 6. Thus, the objective function value decreases. This contradicts the optimality of \mathbf{r}^* . Thus $\mathbf{r}^* = \mathbf{d}_{\min}$. ■

REFERENCES

- [1] "Cisco visual networking index: Global mobile data traffic forecast update, 2011-2016," Feb. 2012, White Paper. [Online]. Available: <http://tinyurl.com/b9berc>
- [2] L. M. Correia, D. Zeller, O. Blume, D. Ferling, Y. Jading, I. Gódor, G. Auer, and L. V. der Perre, "Challenges and enabling technologies for energy aware mobile radio networks," *IEEE Commun. Mag.*, vol. 48, pp. 66–72, Nov. 2010.
- [3] G. Fettweis and E. Zimmermann, "ICT energy consumption-trends and challenges," in *Proc. of the 11th Int. Symp. on Wireless Personal Multimedia Commun.*, vol. 2, no. 4, Sep. 2008, p. 6.
- [4] W. Vereecken, W. V. Heddeghem, M. Deruyck, B. Puype, B. Lannoo, W. Joseph, D. Colle, L. Martens, and P. Demeester, "Power consumption in telecommunication networks: overview and reduction strategies," *IEEE Commun. Mag.*, vol. 49, pp. 62–69, Jun. 2011.
- [5] H. Bogucka and A. Conti, "Degree of freedom for energy savings in practical adaptive wireless systems," *IEEE Commun. Mag.*, vol. 49, pp. 38–45, Jun. 2011.
- [6] M. Gruber, O. Blume, D. Ferling, D. Zeller, and M. A. Imran, "EARTH—energy aware radio and network technologies," in *Proc. Personal, Indoor and Mobile Radio Commun. Symp.*, Tokyo, Japan, Sep. 2009.
- [7] J. Joung, C. K. Ho, and S. Sun, "Power amplifier switching (PAS) for energy efficient systems," *IEEE Wireless Commun. Lett.*, vol. 2, no. 1, pp. 14–17, Feb. 2013.
- [8] —, "Spectral efficiency and energy efficiency of OFDM systems: impact of power amplifiers and countermeasures," *IEEE J. Sel. Areas Commun.*, vol. 32, no. 2, pp. 208–220, Feb. 2014.
- [9] K. Adachi, J. Joung, S. Sun, and P. H. Tan, "Adaptive coordinated napping (CoNap) for wireless networks energy saving," *IEEE Trans. Wireless Commun.*, vol. 12, no. 11, pp. 5656–5667, Nov. 2013.
- [10] C. K. Ho, P. H. Tan, and S. Sun, "Energy-efficient relaying over multiple slots with causal CSI," *IEEE J. Sel. Areas Commun.*, vol. 31, no. 8, pp. 1494–1505, Aug. 2013.
- [11] J. Joung, C. K. Ho, P. H. Tan, and S. Sun, "Energy minimization in OFDMA downlink systems: A sequential linear assignment algorithm for resource allocation," *IEEE Wireless Commun. Lett.*, vol. 1, no. 4, pp. 300–303, Aug. 2012.
- [12] J. Joung, D. Yuan, C. K. Ho, and S. Sun, "Energy efficient network-flow-based algorithm with flow size adaptation for multiuser multicarrier systems," *IET Networks*, vol. 1, no. 2, pp. 66–73, Aug. 2012.
- [13] R. Kwan, "Distributed energy-saving mechanism for self-organizing Femto LTE networks," in *Proc. IEEE VTC Fall Conf.*, Sep. 2012.
- [14] L. Lei, D. Yuan, C. K. Ho, and S. Sun, "A unified graph labeling algorithm for consecutive-block channel allocation in SC-FDMA," *IEEE Trans. Wireless Commun.*, vol. 12, no. 11, pp. 5767–5779, Nov. 2013.
- [15] G. Y. Li, Z. Xu, C. Xiong, C. Yang, S. Zhang, Y. Chen, and S. Xu, "Energy-efficient wireless communications: tutorial, survey, and open issues," *IEEE Trans. Wireless Commun.*, vol. 18, no. 6, pp. 28–35, 2011.
- [16] Z. Hasan, H. Boostanimehr, and V. Bhargava, "Green cellular networks: A survey, some research issues and challenges," *IEEE Commun. Surveys Tuts.*, vol. 13, no. 4, pp. 524–540, Fourth Quar. 2011.
- [17] I. Siomina, A. Furuskar, and G. Fodor, "A mathematical framework for statistical QoS and capacity studies in OFDM networks," in *Proc. IEEE Personal, Indoor and Mobile Radio Commun. Symp.*, Sep. 2009, pp. 2772–2776.
- [18] K. Majewski and M. Koonert, "Conservative cell load approximation for radio networks with Shannon channels and its application to LTE network planning," in *Proc. Advanced Int. Conf. on Telecomm. (AICT)*, May 2010, pp. 219–225.
- [19] I. Siomina and D. Yuan, "Analysis of cell load coupling for LTE network planning and optimization," *IEEE Trans. Wireless Commun.*, vol. 11, no. 6, pp. 2287–2297, Jun. 2012.
- [20] A. J. Fehske and G. P. Fettweis, "Aggregation of variables in load models for interference-coupled cellular data networks," in *Proc. IEEE Int. Conf. on Commun.*, Jun. 2012, pp. 5102–5107.

- [21] —, “On flow level modeling of multi-cell wireless networks,” in *Proc. Int. Symp. on Modeling and Optimization in Mobile, Ad Hoc, and Wireless Networks*, Japan, 2013, pp. 572–579.
- [22] C. K. Ho, D. Yuan, and S. Sun, “Data offloading in load coupled networks: A utility maximization framework,” *IEEE Trans. Wireless Commun.*, vol. 13, no. 4, pp. 1921–1931, Apr. 2014.
- [23] R. Yates, “A framework for uplink power control in cellular radio systems,” *IEEE J. Sel. Areas Commun.*, vol. 13, no. 7, pp. 1341–1347, Sep. 1995.
- [24] “Momentum project IST-2000-28088,” 2003 (updated in 2005). [Online]. Available: <http://momentum.zib.de>
- [25] H. Feyzmahdavian, M. Johansson, and T. Charalambous, “Contractive interference functions and rates of convergence of distributed power control laws,” *IEEE Trans. Wireless Commun.*, vol. 11, no. 12, pp. 4494–4502, December 2012.