

Is $Y(4008)$ possibly a $1^{--} \psi(3^3S_1)$ state?

Li-Jin Chen*, Dan-Dan Ye and Ailin Zhang†

Department of Physics, Shanghai University, Shanghai 200444, China

The strong decays of the radially excited $\psi(3^3S_1)$ state are studied within the 3P_0 model. As a believed $\psi(3^3S_1)$, some strong decay widths and relevant ratios of $\psi(4040)$ are calculated in the model. The theoretical results are consistent with experiments. In a similar way, as a possible $\psi(3^3S_1)$, the same strong decay widths and relevant ratios of $Y(4008)$ are presented. Our study indicates that $Y(4008)$ is hard to be identified with a $\psi(3^3S_1)$ charmonium once it is confirmed under the $D^*\bar{D}^*$ threshold, but it is very possibly a $\psi(3^3S_1)$ charmonium once it is confirmed above the $D^*\bar{D}^*$ threshold by experiment.

PACS numbers: 12.39.Jh;13.25.Gv;14.40.Pq

Keywords: 3P_0 model, strong decay

I. INTRODUCTION

Since the discovery of J/Ψ , many charmonium and charmonium-like states have been observed [1]. In these states, most of them are confirmed as $c\bar{c}$ charmonium states, some of them do not fit the predicted features of $c\bar{c}$ charmonium. Especially, in the past few years, some neutral “X, Y” and charged “Z” resonances which cannot be simply accommodated in the $c\bar{c}$ picture have been observed and explored [1]. How to understand and identify these resonances is a big challenge.

Several years ago, the Bell Collaboration observed a significant enhancement with mass $M = 4008 \pm 40_{-28}^{+114}$ MeV and width $\Gamma = 226 \pm 44 \pm 87$ MeV when measuring the cross section for $e^+e^- \rightarrow \pi^+\pi^- J/\psi$ [2]. From its production, $Y(4008)$ has $J^{PC} = 1^{--}$. There is a large uncertainty on the measured mass. $Y(4008)$ was not confirmed by the BaBar Collaboration [3].

Based on some analyses, the $\psi(3^3S_1)$ and $D^*\bar{D}^*$ molecular state possibility of $Y(4008)$ is studied in Ref. [4]. Through the calculated mass with the heavy quark-antiquark potential, $Y(4008)$ is suggested the $\psi(3^3S_1)$ [5]. In a one boson exchange model [6], the study does not support the interpretation of $Y(4008)$ as a $D^*\bar{D}^*$ molecule. In order to identify $Y(4008)$, it is interesting to study its strong decays in detail.

In fact, there is a $\psi(4040)$ which is commonly believed the $J^{PC} = 1^{--} \psi(3^3S_1)$ [1, 7, 8]. $\psi(4040)$ has mass and width

$$M = 4039 \pm 1 \text{ MeV}, \Gamma = 80 \pm 10 \text{ MeV}. \quad (1)$$

The measured mass and total width of $\psi(4040)$ is consistent with theoretical predictions [7, 8].

Now the fact is that there are two states $\psi(4040)$ and $Y(4008)$, which are close to the threshold of $D^*\bar{D}^*$. Furthermore, these two states have different total decay widths. Even though the calculation of the strong decay

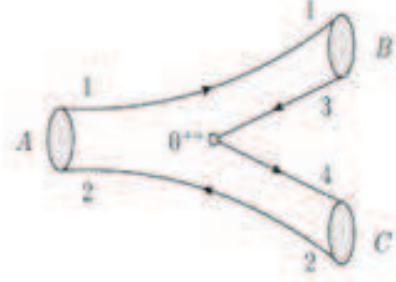


FIG. 1: The decay process of $A \Rightarrow B+C$ in the 3P_0 model [18].

of $\psi(4040)$ within the 3P_0 model has been performed in Ref. [7], in order to find the difference and have a comparison, it will be interesting to study the strong decays of $\psi(4040)$ and $Y(4008)$ in the 3P_0 model at the same time.

The paper is organized as follows. After the introduction, the 3P_0 model is briefly reviewed and possible strong decay channels and decay amplitudes of the $\psi(3^3S_1)$ state are presented in Sec.II. In Sec. III, the numerical results in the 3P_0 model are obtained. The last section is devoted to a simple discussion and summary.

II. 3P_0 MODEL AND POSSIBLE CHARMONIUM STRONG DECAYS OF $\psi(4040)$ AND $Y(4008)$

Up to now, many strong decay models have been developed to describe the transition of hadrons to open-flavor final states. The 3P_0 model [9–11] was first proposed by Micu [9], and further developed by Orsay Group [10, 11]. In the model, the created quark-antiquark pair is supposed the vacuum quantum numbers $J^{PC} = 0^{++}$. Although the intrinsic mechanism and the relation to the Quantum Chromodynamics are not very clear, the model is widely employed to study the OZI-allowed strong decays of a meson into two other mesons, as well as the two-body strong decays of baryons and other hadrons [12–17].

A meson decay process $A \Rightarrow B + C$ is showed in Fig.

*reekingchen@live.cn

†Corresponding author: zhangal@staff.shu.edu.cn

1. In the nonrelativistic limit, the transition operator is written as

$$T = -3\gamma \sum_m \langle 1m; 1-m|00 \rangle \int d\mathbf{k}_3 d\mathbf{k}_4 \delta^3(\mathbf{k}_3 + \mathbf{k}_4) \times y_{1m} \left(\frac{\mathbf{k}_3 - \mathbf{k}_4}{2} \right) \chi_{1,-m}^{34} \varphi_0^{34} \omega_0^{34} b_{3i}^\dagger(\mathbf{k}_3) d_{4j}^\dagger(\mathbf{k}_4) \quad (2)$$

where i and j denote the color indices for the $q\bar{q}$ pair.

The flavor wave function for the $q\bar{q}$ pair is $\varphi_0^{34}\omega_0^{34} = (u\bar{u} + d\bar{d} + s\bar{s})/\sqrt{3}$, and $\omega_0^{34} = \delta_{ij}$ for the flavor and color singlet. $\chi_{1,-m}^{34}$ is the spin triplet. $y_{1m}(\mathbf{k}) = |\mathbf{k}| \times Y_{1m}(\Omega)$ is the solid harmonic polynomial corresponding to the p-wave quark pair. The dimensionless constant γ indicates the strength of the quark pair creation from the vacuum. Therefore, the helicity amplitude of the process $A \Rightarrow B + C$ reads as

$$\begin{aligned} \mathcal{M}^{M_{J_A} M_{J_B} M_{J_C}} &= \sqrt{8E_A E_B E_C} \gamma \sum_{M_{L_A}, M_{S_A}, M_{L_B}, M_{S_B}, M_{L_C}, M_{S_C}, m} \langle 1m; 1-m|00 \rangle \\ &\times \langle L_A M_{L_A} S_A M_{S_A} | J_A M_{J_A} \rangle \langle L_B M_{L_B} S_B M_{S_B} | J_B M_{J_B} \rangle \langle L_C M_{L_C} S_C M_{S_C} | J_C M_{J_C} \rangle \\ &\times \langle \varphi_B^{13} \varphi_C^{24} | \varphi_A^{12} \varphi_0^{34} \rangle \langle \chi_{S_B M_{S_B}}^{13} \chi_{S_C M_{S_C}}^{24} | \chi_{S_A M_{S_A}}^{12} \chi_{1-m}^{34} \rangle I_{M_{L_B}, M_{L_C}}^{M_{L_A}, m}(\vec{K}) \end{aligned} \quad (3)$$

where $E_A = m_A$, $E_B = \sqrt{M_B^2 + \vec{K}_B^2}$ and $E_C = \sqrt{M_C^2 + \vec{K}_C^2}$ are the total energy of mesons A , B and C . $\langle \varphi_B^{13} \varphi_C^{24} | \varphi_A^{12} \varphi_0^{34} \rangle$ and $\langle \chi_{S_B M_{S_B}}^{13} \chi_{S_C M_{S_C}}^{24} | \chi_{S_A M_{S_A}}^{12} \chi_{1-m}^{34} \rangle$ are the matrix elements of favor wave functions and spin wave functions, respectively. $I_{M_{L_B}, M_{L_C}}^{M_{L_A}, m}(\vec{K})$ is a spatial integral:

$$\begin{aligned} I_{M_{L_B}, M_{L_C}}^{M_{L_A}, m}(\vec{K}) &= \int d\vec{k}_1 d\vec{k}_2 d\vec{k}_3 d\vec{k}_4 \delta^3(\vec{k}_1 + \vec{k}_2) \delta^3(\vec{k}_3 + \vec{k}_4) \delta^3(\vec{k}_B - \vec{k}_1 - \vec{k}_3) \\ &\times \delta^3(\vec{k}_C - \vec{k}_2 - \vec{k}_4) \Psi_{n_B L_B M_{L_B}}^*(\vec{k}_1, \vec{k}_3) \Psi_{n_C L_C M_{L_C}}^*(\vec{k}_2, \vec{k}_4) \\ &\times \Psi_{n_A L_A M_{L_A}}(k_1, k_2) Y_{1m} \left(\frac{\vec{k}_3 - \vec{k}_4}{2} \right). \end{aligned} \quad (4)$$

Using the Jacob-Wick formula [19], the helicity amplitude can be transformed into the partial wave amplitude:

$$\begin{aligned} \mathcal{M}^{JL}(A \rightarrow BC) &= \frac{\sqrt{2L+1}}{2J_A+1} \sum M_{J_B}, M_{J_C} \langle L0JM_{J_A} | J_A M_{J_A} \rangle \\ &\times \langle J_B M_{J_B} J_C M_{J_C} | J M_{J_A} \rangle M^{M_{J_A} M_{J_B} M_{J_C}}(\vec{K}) \end{aligned} \quad (5)$$

where $\vec{J} = \vec{J}_B + \vec{J}_C$, $\vec{J}_A = \vec{J}_B + \vec{J}_C + \vec{L}$, $M_{J_A} = M_{J_B} + M_{J_C}$. The decay width is thus obtained as

$$\Gamma = \pi^2 \frac{|\vec{K}|}{M_A^2} \sum JL |\mathcal{M}^{JL}|^2 \quad (6)$$

where $|\vec{K}|$ is the momentum of the daughter meson in the initial meson A's center mass frame

$$|\vec{K}| = \frac{\sqrt{[m_A^2 - (m_B - m_C)^2][m_A^2 - (m_B + m_C)^2]}}{2m_A}. \quad (7)$$

With these formula in hand, we proceed with the study of the strong decays of $\psi(4040)$ and $Y(4008)$. $\psi(4040)$ and $Y(4008)$ have the same quantum number $J^{PC} = 1^{--}$. Once they are assigned as the $1^{--} \psi(3^3S_1)$ state, all possible open-charm strong decay modes allowed by the OZI rule above the $D^* \bar{D}^*$ threshold are

TABLE I: The allowed open-charm strong decays of $1^{--} \psi(3^3S_1)$ for $\psi(4040)$ and $Y(4008)$, where $\varepsilon = \gamma\sqrt{E_A E_B E_C}$.

State	Decay mode	Decay amplitude	Decay channel
$\psi(3^3S_1)$	$0^- + 0^-$	$\mathcal{M}^{00} = -\frac{\sqrt{3}}{18} \gamma \sqrt{\varepsilon} I_{00}$	$D\bar{D}, D_s \bar{D}_s$
	$0^- + 1^-$	$\mathcal{M}^{11} = -\frac{\sqrt{6}}{18} \gamma \sqrt{\varepsilon} I_{00}$	$D\bar{D}^* / \bar{D}D^*$
	$1^- + 1^-$	$\mathcal{M}^{21} = -\frac{\sqrt{5}}{9} \gamma \sqrt{\varepsilon} I_{00}$	$D^* \bar{D}^*$

given in Table. I. Accordingly, the decay amplitudes and the detailed decay channels are presented.

For the flavor matrix element $\langle \varphi_B^{13} \varphi_C^{24} | \varphi_A^{12} \varphi_0^{34} \rangle$, there are several definitions which give different numbers. In our calculation, $\langle \varphi_B^{13} \varphi_C^{24} | \varphi_A^{12} \varphi_0^{34} \rangle = \frac{1}{\sqrt{3}}$ is chosen.

III. NUMERICAL RESULTS

In order to get the numerical results within the 3P_0 model, several parameters are chosen as follows. The masses of constituent quarks are taken as $m_u = m_d = 0.22$ GeV, $m_s = 0.419$ GeV and $m_c = 1.6$ GeV [20]. The masses of relevant charmed mesons [1] are listed in Table. II, where (\pm) indicates the charged mesons and (0) indicates the charge neutral mesons.

There are other two important parameters in the 3P_0 model, the strength of quark pair creation γ and the R value in the simple harmonic oscillator (SHO) wave function. For the color saturation, the color matrix element as a constant can be absorbed into the dimensionless constant γ . In our calculation, γ is chosen with $\gamma = 6.3$ [20, 21, 23, 24] and the strength of $s\bar{s}$ pair creation $\gamma_{ss} = \gamma/\sqrt{3}$ [11]. The chosen $\gamma = 6.3$ has a factor $\sqrt{96\pi}$ difference with that in Ref. [7]. The R value in the SHO wave function can be obtained from the Schrodinger equation within the potential model [25].

In general, there are two ways to choose R : a constant around 2 GeV^{-1} [7, 13, 26] and an effective varying value [17, 23]. In this paper, an effective R is chosen and the suitable region of R is fixed by $\psi(4040)$. At that R , the strong decay widths and relevant ratios of $Y(4008)$ are investigated. Of course, the numerical results depend on R . To learn this dependence, the variation of our results with R are also presented.

A. $\psi(4040)$

As a commonly believed $\psi(3^3S_1)$, the variation of the decay width of $\psi(4040)$ for different modes with R_A is shown in Fig. 2(a). The variation of the total decay width of $\psi(4040)$ with R_A is presented in Fig. 2(b). From PDG [1], three horizontal lines in the figure are drawn to indicate the lower, central and upper values of the total width of $\psi(4040)$ ($\Gamma = 0.08 \pm 0.01 \text{ GeV}$). R_A (corresponding to the initial A meson) is therefore fixed by the three lines at the region $2.65 \rightarrow 2.82 \text{ GeV}^{-1}$ with the central value 2.74 GeV^{-1} . At $R_A = 2.74 \text{ GeV}^{-1}$, the widths of all possible open-flavor strong decay channels are calculated and given in Table. III. As a comparison, the results in Ref. [7] are also listed. Obviously, the dominant decays of $\psi(4040)$ are $D\bar{D}$, $D^*\bar{D}$ and $D^*\bar{D}^*$ channels.

Unlike the decay widths, the ratios of the decay widths are less sensitive to the uncertainties of the 3P_0 model. Therefore, some relevant ratios are calculated and presented in Table. IV. The experimental data are those from PDG [1].

Except for $\frac{\Gamma(D^*(2007)^0\bar{D}^*(2007)^0)}{\Gamma(D^*(2007)^0\bar{D}^0+c.c.)}$ and $\frac{\Gamma(D^0\bar{D}^0)}{\Gamma(D^*(2007)D^0+c.c.)}$ (measure in 1977 [27]), our results are consistent with experiments. Besides, the $\mathcal{BR}(\psi(4040) \Rightarrow D\bar{D})$ is $37.5_{-3.1}^{+3.9}\%$, which is also consistent with the BABAR data $(31.2 \pm 5.3)\%$ [28] within the experimental uncer-

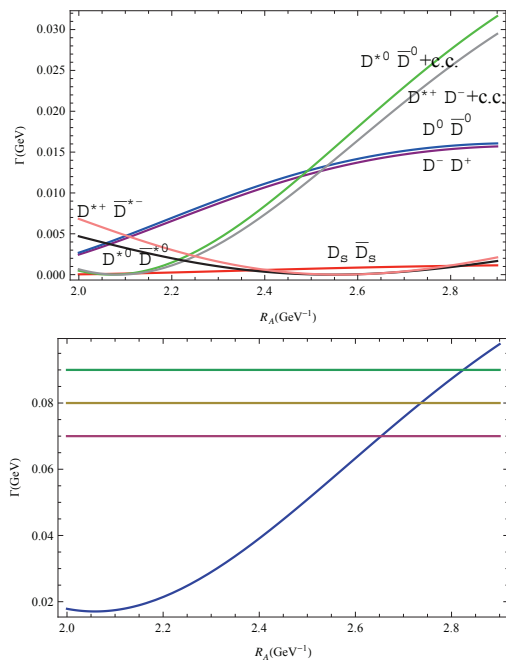


FIG. 2: (color online)(a) Possible partial strong decay widths of $\psi(4040)$ versus R ; (b) The total strong decay width of $\psi(4040)$ versus R .

tainty. In Ref. [29], the obtained $\mathcal{BR}(\psi(4040) \Rightarrow D\bar{D}) = (25.3 \pm 4.5)\%$.

In our results, $\frac{\Gamma(D\bar{D})}{\Gamma(D^*D+c.c.)}$ and $\frac{\Gamma(D^0\bar{D}^0)}{\Gamma(D^*(2007)D^0+c.c.)}$ have pole around $R_A = 2.07 \text{ GeV}^{-1}$ as pointed out in Refs. ([13, 30, 31]).

B. $Y(4008)$

As indicated in the first section, $Y(4008)$ is close to the $D^*\bar{D}^*$ threshold while has a large mass uncertainty. Therefore, more decay channels may open when $Y(4008)$ has a larger mass. To check the possibility of $\psi(3^3S_1)$, the $R_A = 2.74 \text{ GeV}^{-1}$ fixed by $\psi(4040)$ is employed to study the open-flavor strong decay of $Y(4008)$. At $R_A = 2.74 \text{ GeV}^{-1}$, the widths of all possible open-flavor decay channels are presented in Table. V, where 3940, 4008 and 4162 represent the lower, central and upper mass of $Y(4008)$, respectively.

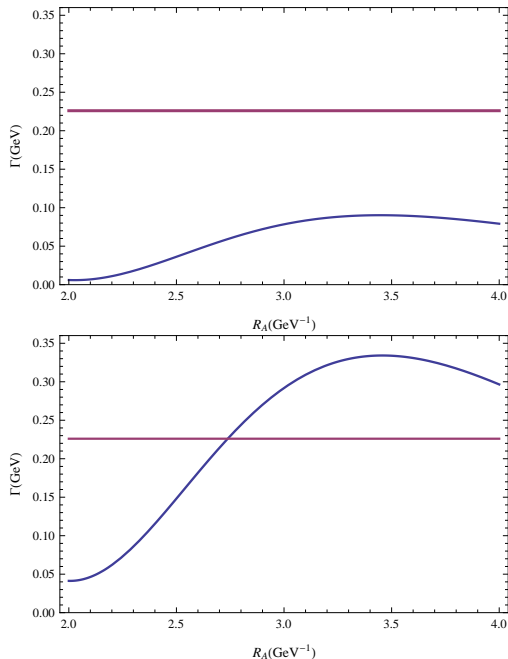
From Table. V, it is easy to find that $Y(4008)$ with the lower or central mass does not open the $D^*\bar{D}^*$ channel. Therefore, the predicted total decay width of $Y(4008)$ is largely different from the observed one. If $Y(4008)$ has the upper mass, the $D^*\bar{D}^*$ channel opens and the predicted total decay width is consistent with experiment. To learn the dependence of the total width of $Y(4008)$ on R_A , two figures corresponding to the central and upper mass are drawn in Fig. 3, where the horizontal lines indicate the experimental result.

TABLE II: The relevant mass and R values of charmed mesons used in our calculation

Meson	D	D^*	D_s	D_s^*
Mass (MeV)	1869.62 (\pm), 1864.84 (0)	2010.29 (\pm), 2006.97 (0)	1968.49 (\pm)	2112.3 (\pm)
$R(\text{GeV}^{-1})$ [21, 22]	1.52	1.85	1.41	1.69

TABLE III: Open-flavor strong decays of $\psi(4040)$ at universal $R_A = 2.74 \text{ GeV}^{-1}$ (in MeV)

Decay Channels	$D\bar{D}$	$D_s\bar{D}_s$	$D\bar{D}^*/\bar{D}D^*$	$D^*\bar{D}^*$	$\Gamma(\text{total})_{thy}$	$\Gamma(\text{total})_{expt}$
Ref. [7]	0.1	7.8	33	33	74	80 ± 10
Our results	30.44	1.02	47.67	0.87	fixed point	80 ± 10

FIG. 3: (color online) Total decay widths of $Y(4008)$ versus R_A for: (a) the central mass 4008 MeV; (b) the upper mass 4162 MeV.

Similarly, relevant ratios of $Y(4008)$ are calculated and presented in Table. VI. Unfortunately, there is no such experimental data at present.

IV. SUMMARY AND DISCUSSION

In this work, the strong decay of the $1^{--} \psi(3^3S_1)$ resonance is studied in the 3P_0 model. As a commonly believed $\psi(3^3S_1)$, the dominant strong decay of $\psi(4040)$ are $D\bar{D}$, $D^*\bar{D}$ and $D^*\bar{D}^*$ channels. Accord-

ingly, the decay widths of these channels are calculated. Based on these decay widths, some relevant ratios are obtained. Most of the ratios are consistent with experiments within the experimental uncertainties. Our results for $\frac{\Gamma(D^*(2007)^0\bar{D}^*(2007)^0)}{\Gamma(D^*(2007)^0D^0+c.c.)}$ and $\frac{\Gamma(D^0\bar{D}^0)}{\Gamma(D^*(2007)^0D^0+c.c.)}$ are different from experimental data which were measured in 1977. Of course, the uncertainties related to the 3P_0 model are not studied in this paper, which may bring in some uncertainties.

$Y(4008)$ are close to the threshold of $D^*\bar{D}^*$ and has a large mass uncertainty. For this reason, the strong decays of $Y(4008)$ with different mass are studied. Under the threshold of $D^*\bar{D}^*$, it is hard to understand the wide decay width of $Y(4008)$ if $Y(4008)$ is assumed as the $\psi(3^3S_1)$. However, above the threshold of $D^*\bar{D}^*$, $Y(4008)$ is very possibly the $\psi(3^3S_1)$. In this case, more information is required to distinguished $\psi(4040)$ from $Y(4008)$ both in theory and in experiment.

To have a clear picture of the charmonium spectroscopy, the observed X , Y and Z have to be understood and identified. Unfortunately, people has not a comprehensive understanding of these resonances. Besides, $Y(4008)$ was observed only by the Belle collaboration, and only the total decay width was given. More experiments are required to confirm its existence or not. Especially, the mass uncertainty of $Y(4008)$ has to be deduced if it is confirmed in forthcoming experiment. Only when more decay channels and their branching fractions ratios have been measured, can we understand $Y(4008)$ and $\psi(4040)$.

Acknowledgments

This work is supported by National Natural Science Foundation of China(11075102) and the Innovation Program of Shanghai Municipal Education Commission under grant No. 13ZZ066.

[1] J. Beringer *et al.*, (Particle Data Group), Phys. Rev. **D86**, 010001 (2012).

[2] C.Z. Yuan *et al.*, (Belle Collaboration), Phys. Rev. Lett. **99**, 182004 (2007).

TABLE IV: Relevant ratios of $\psi(4040)$ at $R_A = 2.74 \text{ GeV}^{-1}$

Ratios	$\frac{\Gamma(D\bar{D})}{\Gamma(D^*D+c.c.)}$	$\frac{\Gamma(D^*\bar{D}^*)}{\Gamma(D^*D+c.c.)}$	$\frac{\Gamma(D^*(2007)^0\bar{D}^*(2007)^0)}{\Gamma(D^*(2007)^0\bar{D}^0+c.c.)}$	$\frac{\Gamma(D^*(2010)^+D^-)}{\Gamma(D^*(2007)^0\bar{D}^0+c.c.)}$	$\frac{\Gamma(D^0\bar{D}^0)}{\Gamma(D^*(2007)\bar{D}^0+c.c.)}$
Expt.	$0.24 \pm 0.05 \pm 0.12$	$0.18 \pm 0.14 \pm 0.03$	32 ± 12	$0.95 \pm 0.09 \pm 0.10$	0.05 ± 0.03
our results	0.641	0.018	0.022	0.927	0.625
Ref. [7]	0.003	1			

TABLE V: Open-flavor strong decays of $Y(4008)$ at $R_A = 2.74 \text{ GeV}^{-1}$ (in MeV)

Decay Channels	$D\bar{D}$	$D_s\bar{D}_s$	$D\bar{D}^*/D\bar{D}^*$	$D^*\bar{D}^*$	$\Gamma(total)_{thy}$	$\Gamma(total)_{expt}$
3940 MeV	17.9	7.7×10^{-6}	8.61	-	26.53	
Y(4008) 4008 MeV	26.44	0.59	32.18	-	59.21	$226 \pm 44 \pm 87$
4162 MeV	43.44	3.07	120.36	59.02	225.89	

- [3] B. Aubert, *et al.*, (BaBar Collaboration), arXiv: 0808.1543.
- [4] Xiang liu, Eur. Phys. J. C **54**, 471 (2008).
- [5] Bai-Qing Li and Kuang-Ta Chao, Phys. Rev. D **79**, 094004 (2009).
- [6] Gui-Jun Ding, Phys. Rev. D **80**, 034005 (2009).
- [7] T. Barnes, S. Godfrey and E.S. Swanson, Phys. Rev. D **72**, 054026 (2005).
- [8] E.S. Swanson, Phys. Rept. **429**, 243 (2006).
- [9] L. Micu, Nucl. Phys. B **10**, 521 (1969).
- [10] A. Le Yaouanc, L. Oliver, O. Pène and J. C. Raynal, Phys. Rev. D **8**, 2223 (1973); **9**, 1415 (1974); **11**, 1272 (1975).
- [11] A. Le Yaouanc, L. Oliver, O. Pène and J. C. Raynal, Phys. Lett. B **71**, 57 (1977); **71**, 397 (1977); **72**, 57 (1977).
- [12] S. Capstick and W. Roberts, Phys. Rev. D **47**, 1994 (1993); **49**, 4570 (1994).
- [13] P. Geiger and E.S. Swanson, Phys. Rev. D **50**, 6855 (1994).
- [14] E.S. Ackleh, T. Barnes and E.S. Swanson, Phys. Rev. D **54**, 6811 (1996).
- [15] T. Barnes, F.E. Close, P.R. Page and E.S. Swanson, Phys. Rev. D **55**, 4157 (1997).
- [16] T. Barnes, N. Black and P.R. Page, Phys. Rev. D **68**, 054014 (2003).
- [17] F.E. Close and E.S. Swanson, Phys. Rev. D **72**, 094004 (2005).
- [18] Zhi-Gang Luo, Xiao-Lin Chen and Xiang Liu, Phys. Rev. D **79**, 074020 (2009).
- [19] M. Jacob and G.C. Wick, Ann. Phys. (N. Y.) **7**, 404 (1959); **281**, 774 (2000).
- [20] Xiang Liu, Zhi-Gang Luo and Zhi-Feng Sun, Phys. Rev. Lett. **104**, 122001 (2010).
- [21] You-chang Yang, Zu-Rong Xia, and Jialun Ping, Phys. Rev. D **81**, 094003 (2010).
- [22] P.R. Page, Phys. Rev. D **60**, 057501 (1999).
- [23] De-Ming Li and Bing Ma, Phys. Rev. D **81**, 014021 (2010).
- [24] Ling Yuan, Bing Chen and Ailin Zhang, arXiv: 1203.0370.
- [25] S. Godfrey and R. Kokoski, Phys. Rev. D **43**, 1679 (1991).
- [26] Bing Chen, Ling Yuan and Ailin Zhang, Phys. Rev. D **83**, 114025 (2011).
- [27] G. Goldhaber *et al.*, (Mark I Collaboration), Phys. Lett. **B69**, 503 (1977).
- [28] B. Aubert *et al.*, (BaBar Collaboration), Phys. Rev. D **79**, 092001 (2009).
- [29] H.B. Li, X.S. Qin and M.Z. Yang, Phys. Rev. D **81**, 011501(R) (2010).
- [30] S. Godfrey and N. Isgur, Phys. Rev. D **32**, 189 (1985).
- [31] R. Kokoski and N. Isgur, Phys. Rev. D **35**, 907 (1987).

TABLE VI: Relevant ratios of $Y(4008)$ with upper mass at $R_A = 2.74 \text{ GeV}^{-1}$

Ratios	$\frac{\Gamma(D\bar{D})}{\Gamma(D^*D+c.c.)}$	$\frac{\Gamma(D^*\bar{D}^*)}{\Gamma(D^*D+c.c.)}$	$\frac{\Gamma(D^*(2007)^0\bar{D}^*(2007)^0)}{\Gamma(D^*(2007)^0D^0+c.c.)}$	$\frac{\Gamma(D^*(2010)^+D^-)}{\Gamma(D^*(2007)^0D^0+c.c.)}$	$\frac{\Gamma(D^0\bar{D}^0)}{\Gamma(D^*(2007)D^0+c.c.)}$
our results	0.361	0.492	0.505	0.964	0.357