

# On the Capacity of the 2-User Interference Channel with Transmitter Cooperation and Secrecy Constraints

Parthajit Mohapatra and Chandra R. Murthy

Dept. of ECE, Indian Institute of Science, Bangalore 560 012, India

Email: {partha, cmurthy}@ece.iisc.ernet.in

## Abstract

In multiuser wireless communications, interference not only limits the performance of the system, but also allows users to eavesdrop on other users' messages. This paper studies how cooperation between the transmitters can help manage interference and simultaneously ensure secrecy, in the 2-user Gaussian symmetric interference channel. First, the problem is studied in the linear deterministic setting, and achievable schemes are proposed, which use a combination of interference cancelation, relaying of the other user's data bits, time sharing, and transmission of random bits, depending on the rate of the cooperative link and the relative strengths of the signal and the interference. Outer bounds on the secrecy rate are also derived. The novelty in the derivation lies in the careful selection of side information, and partitioning the encoded message/output depending on the relative strength of the signal and the interference. The inner and outer bounds are derived under all possible parameter settings. It is found that, for some parameter settings, the inner and outer bounds match, yielding the capacity of the symmetric linear deterministic IC (SLDIC) under transmitter cooperation and secrecy constraints. In other scenarios, the achievable rate matches with the capacity region of the 2-user SLDIC without secrecy constraints derived by Wang and Tse [1]; thus, the proposed scheme offers secrecy for free. Inspired by the achievable schemes and outer bounds in the deterministic case, achievable schemes and outer bounds are derived in the Gaussian case. The proposed achievable scheme for the Gaussian case uses a combination of Marton's coding scheme and stochastic encoding along with dummy message transmission. For both the models, one of the key techniques used in the achievable scheme is interference cancelation, which offers two seemingly conflicting benefits simultaneously: it cancels interference and ensures secrecy. The results show that limited transmitter cooperation can greatly facilitate secure communications over 2-user ICs.

## I. INTRODUCTION

Interference management and ensuring security of the messages are two important aspects in the design of multiuser wireless communication systems, owing to the broadcast nature of the physical medium. The interference channel (IC) is one of the simplest information theoretic models for analyzing the effect of interference on the throughput and secrecy of a multiuser communication system. In this work, the role of transmitter cooperation in managing interference and ensuring secrecy is explored by studying the 2-user IC with limited-rate transmitter cooperation and secrecy constraints at the receivers.

To illustrate the value of transmitter cooperation in simultaneously managing interference and ensuring secrecy, a snapshot of some of the results to come in the sequel is presented in Fig. 1. Here, the capacity of the symmetric linear deterministic IC (SLDIC) with and without cooperation is plotted against  $\alpha \triangleq \frac{n}{m}$ , where  $m = (\lfloor 0.5 \log \text{SNR} \rfloor)^+$ ,  $n = (\lfloor 0.5 \log \text{INR} \rfloor)^+$ , without any secrecy constraints at the receivers [1]. Also plotted are the outer bound and the achievable rate for the 2-user SLDIC *with* secrecy constraints at the receivers, developed in Secs. III and IV, respectively. Two cases are considered: no transmitter cooperation ( $C = 0$ ) and with cooperation between the transmitters ( $C = \frac{m}{4}$  bits per channel use). The outer bounds plotted for  $C = 0$  with secrecy constraints at receivers show that, as the value of  $\alpha$  increases, there is a dramatic loss in the achievable rate compared to the case without the secrecy constraint. The performance significantly improves with cooperation, and it can be seen that it is possible to achieve a nonzero secrecy rate for all values of  $\alpha$  except  $\alpha = 1$ . This paper presents an in depth study of the interplay between interference, security, and transmitter cooperation in the 2-user IC setting. It demonstrates that having a secure communication link in a network can significantly improve the achievable secrecy rate.

*Past work:* The interference channel has been extensively studied over the past few decades, to understand the effects of interference on the performance limits of multi-user communication systems. The capacity region of the Gaussian IC (GIC) without secrecy constraints at receiver remains an open problem, even in the  $K = 2$  user case, except for some special cases such as the strong/very strong interference regimes [2], [3]. In [4], the broadcast and IC with independent confidential messages are considered and the achievable scheme is based on random binning

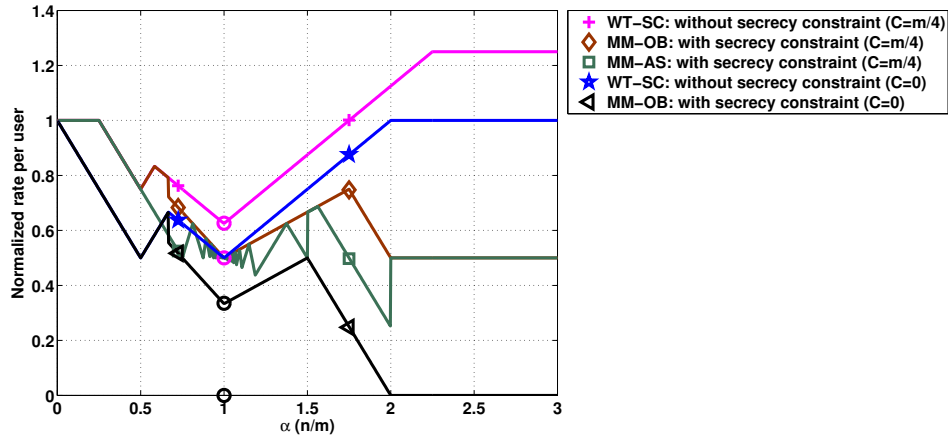


Fig. 1. Normalized rate in case of SLDIC.

techniques. The work in [5] demonstrates that with the help of an independent interferer, the secrecy capacity region of the wiretap channel can be enhanced. Intuitively, although the use of an independent interferer increases the interference at both the legitimate receiver and the eavesdropper, the benefit from the latter outweighs the rate loss due to the former. Some more results on the IC under different eavesdropper settings can be found in [6]–[8].

The effect of cooperation on secrecy has been explored in [9]–[11]. In [9], the effect of user cooperation on the secrecy capacity of the multiple access channel with generalized feedback is analyzed, where the messages of the senders need to be kept secret from each other. In [10], the role of user cooperation on the secrecy of BC with relaying, where the receivers can cooperate with each other, is considered. The achievable scheme uses a combination of Marton’s coding scheme for the BC and a compress and forward scheme for the relay channel. The role of a relay in ensuring secrecy under different wireless network settings has been studied in [12]–[14].

A linear deterministic model for relay network was introduced in [15], which led to insights on the achievable schemes in Gaussian relay networks. The deterministic model has subsequently been used for studying the achievable rates with the secrecy constraints in [16]–[18]. In [16], secret communication over the IC is analyzed with two types of secrecy constraints: in the first case, the secrecy constraint is specific to the agreed-upon signaling strategy, and in the second case, the secrecy constraint takes into account the fact that the other users may deviate from the agreed-upon strategy. The deterministic model has also been studied under different eavesdropper settings in [17]–[19].

It is known that limited-rate cooperation between the transmitters or receivers can significantly increase the rate achievable in the 2-user IC without secrecy constraints [1], [20]. To the best of the authors' knowledge, the role of limited transmitter cooperation in a 2-user IC on interference management and secrecy has not been explored and is therefore focus of this work.

*Contributions:* The path followed in this paper is as follows. First, note that, due to the cooperation between the transmitters and the secrecy constraints at the receivers, the encoding at the transmitter becomes complex, and even deriving outer bounds become difficult. In order to make headway into this problem, first, the problem is addressed in the linear deterministic setting. For the SLDIC with cooperating transmitters and secrecy constraints at the receivers, achievable schemes and outer bounds on the secrecy rate are derived for all possible parameter settings. This gives useful insights for the achievable schemes and outer bounds in the Gaussian setting. Next, the schemes are adapted to the Gaussian case. The proposed transmission/coding strategy in the Gaussian setting uses a superposition of a non-cooperative private codeword and a cooperative private codeword. For the non-cooperative private part, stochastic encoding is used [21], and for the cooperative private part, Marton's coding scheme is used [1], [22]. The auxiliary codewords corresponding to the cooperate private part are chosen such that the interference caused by the cooperative private auxiliary codeword of the other user is completely canceled out. This approach is different from the one used in [1], where the interference caused by the unwanted auxiliary codeword is approximately canceled. Further, one of the users transmits dummy information to enhance the achievable secrecy rate. The major contributions of this work can be summarized as follows:

- 1) For the SLDIC, outer bounds on the secrecy rate are derived, by using different ways of providing side information to receivers and partitioning the encoded message or output depending on the relative strength of the signal and interference. The outer bounds are stated as Theorems 1-4 in Sec. III.
- 2) An achievable scheme is proposed for the SLDIC based on linear precoding. The scheme uses a combination of interference cancelation, relaying of the other user's data bits, time sharing, and transmission of random bits, depending on the rate of the cooperative link and the relative strengths of the signal and the interference. The details of the achievable

scheme can be found in Sec. IV.

- 3) Using the intuition gained from the SLDIC, achievable schemes for the Gaussian case are proposed, which uses a combination of stochastic encoding and Marton's coding scheme along with dummy message transmission by one of the users. The details of the achievable scheme can be found in Sec. V.
- 4) Finally, outer bounds on the secrecy rate in the Gaussian setting are derived and stated as Theorems 7-9 in Sec. VI. The novelty in deriving these bounds lies in the way the outer bounds are extended from the deterministic case to the Gaussian case.

It is shown that with limited-rate transmitter cooperation, it is possible to achieve a nonzero secrecy rate under all parameter settings except for the  $\alpha = 1$  case. In case of SLDIC, it is found, surprisingly, that in some nontrivial cases, the achievable secrecy rate equals the capacity of the same system without the secrecy constraints. Thus, the proposed schemes allow one to get secure communications for free, in these cases. It is also observed that the proposed outer bounds for the SLDIC with cooperation are strictly tighter than the best existing outer bound without the secrecy constraint [1] in all interference regimes, except for the weak interference regime, where the bounds match. Thus, the results in this paper provide a deep and comprehensive understanding of the benefit of transmitter cooperation in achieving high data rate in the IC, while also ensuring secrecy. Parts of this work have appeared in [23] and [24].

*Notation:* Lower case or upper case letters represent scalars, lower case boldface letters represent vectors, and upper case boldface letters represent matrices.

*Organization:* Section II presents the system model. In Secs. III and IV, the outer bounds and the achievable schemes for the SLDIC are presented, respectively. The achievable results and outer bounds for the GSIC can be found in Secs. V and VI, respectively. In Sec. VII, some numerical examples are presented to offer a deeper insight into the bounds, to contrast the performance of the various schemes, and to benchmark against known results. Concluding remarks are offered in Sec. VIII; and the proofs of the theorems and lemmas are presented in the Appendices.

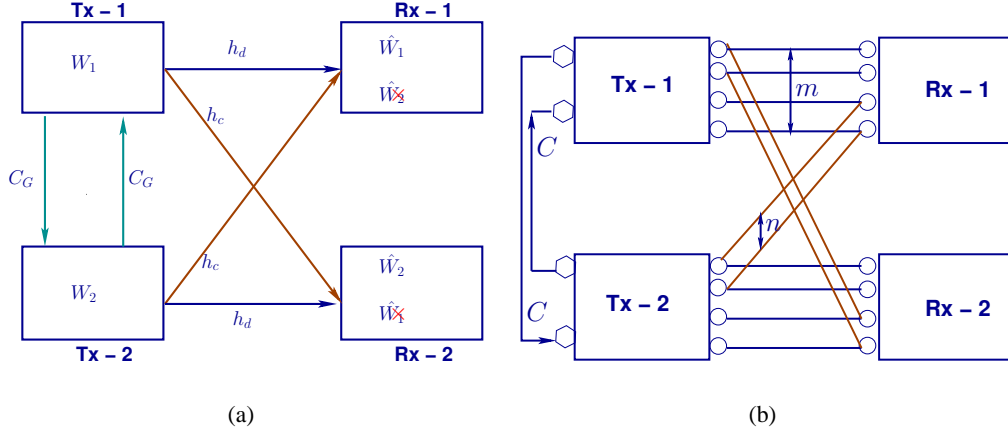


Fig. 2. (a) GSIC and (b) SLDIC with transmitter cooperation.

## II. SYSTEM MODEL

Consider a 2-user Gaussian symmetric IC (GSIC) with cooperating transmitters. The signals at the receivers are modeled as [1]:

$$y_1 = h_d x_1 + h_c x_2 + z_1; \quad y_2 = h_d x_2 + h_c x_1 + z_2, \quad (1)$$

where  $z_j$  ( $j = 1, 2$ ) is the Gaussian additive noise, distributed as  $z_j \sim \mathcal{N}(0, 1)$ . The input signals are required to satisfy the power constraint:  $E[|\mathbf{x}_i|^2] \leq P$ . Here,  $h_d$  and  $h_c$  are the channel gains of the direct and cross links, respectively. The transmitters cooperate through a noiseless and secure link of finite rate denoted by  $C_G$ . The equivalent deterministic model of (1) at high SNR is as follows [1]:

$$\mathbf{y}_1 = \mathbf{D}^{q-m} \mathbf{x}_1 \oplus \mathbf{D}^{q-n} \mathbf{x}_2; \quad \mathbf{y}_2 = \mathbf{D}^{q-m} \mathbf{x}_2 \oplus \mathbf{D}^{q-n} \mathbf{x}_1, \quad (2)$$

where  $\mathbf{x}_i$  and  $\mathbf{y}_i$  are binary vectors of length  $q \triangleq \max\{m, n\}$ ,  $\mathbf{D}$  is a  $q \times q$  downshift matrix with elements  $d_{j', j''} = 1$  if  $2 \leq j' = j'' + 1 \leq q$  and  $d_{j', j''} = 0$  otherwise, and  $\oplus$  stands for modulo-2 addition (XOR operation). The parameters  $m$  and  $n$  are related to the GSIC as  $m = (\lfloor 0.5 \log P h_d^2 \rfloor)^+$ ,  $n = (\lfloor 0.5 \log P h_c^2 \rfloor)^+$ , while the capacity of the cooperative link is  $C = \lfloor C_G \rfloor$ . The quantity  $\alpha \triangleq \frac{n}{m}$  captures the amount of coupling between the signal and the interference, and is central to characterizing the achievable rates and outer bounds in case of the SLDIC and GSIC. A schematic representation of the GSIC and SLDIC with transmitter cooperation is shown in Fig. 2. The figure also shows the convention followed in this paper

for denoting the bits transmitted over the SLDIC, which is the same as that in [1]. The bits  $a_i, b_i \in \mathcal{F}_2$  denote the information bits of transmitters 1 and 2, respectively, sent on the  $i^{\text{th}}$  level, with the levels numbered starting from the bottom-most entry.

The transmitter  $i$  has a message  $W_i$ , which should be decodable at the intended receiver  $i$ , but needs to be kept secret from the other, unintended receiver  $j$ ,  $j \neq i$ . In the case of the SLDIC, the encoded message  $(\mathbf{x}_i)$  is a function of its own data bits, the bits received through the cooperative link, and possibly some random data bits. The encoding at the transmitter should satisfy the causality constraint, i.e., it cannot depend on future cooperative bits. The decoding is based on solving the linear equations in (2) at each receiver. For secrecy, it is required to satisfy  $I(W_i, \mathbf{y}_j) = 0$ ,  $i, j \in \{1, 2\}$  and  $i \neq j$  in the case of the SLDIC [25]. The details of the encoding and decoding scheme for the Gaussian case can be found in Sections V-A and V-B. In contrast to the SLDIC, the notion of weak secrecy is considered for the Gaussian case [21]. Also, it is assumed that the transmitters trust each other completely and that they do not deviate from the agreed scheme, for both the models.

### III. SLDIC: OUTER BOUNDS

In this section, four outer bounds on the symmetric rate for the 2-user SLDIC with limited-rate cooperation between transmitters and perfect secrecy constraints at the receivers are stated as Theorems 1-4. Theorem 1 is valid for all  $\alpha \geq 0$ , while Theorems 2, 3, and 4 are valid for  $\alpha \geq 2$ ,  $1 < \alpha < 2$ , and  $\alpha = 1$ , respectively. The derivation of the outer bound involves using Fano's inequality, providing side information to receivers in a carefully chosen manner, and using the secrecy constraints at receivers. One of the difficulties faced in deriving these bounds is that the encoded messages at the transmitters are no longer independent due to the cooperation between the transmitters. In order to overcome this problem, one of the key techniques used in obtaining the outer bounds in Theorems 1-3 is to partition the encoded message, output, or both, depending on the value of  $\alpha$ . This helps to simplify or bound the entropies terms involved in the outer bounds. Also, the following relation helps to establish these outer bounds: conditioned on the cooperating signals, denoted by  $(\mathbf{v}_{12}^N, \mathbf{v}_{21}^N)$ , the encoded signals and the messages at the two transmitters are independent [1], [26]. This is represented

as the following Markov chain relationship:

$$(W_1, \mathbf{x}_1^N) - (\mathbf{v}_{12}^N, \mathbf{v}_{21}^N) - (W_2, \mathbf{x}_2^N). \quad (3)$$

Finally, the overall outer bound on the symmetric secrecy rate is obtained by taking the minimum of these outer bounds. The best performing outer bound depends on the value of  $\alpha$  and the maximum possible rate, i.e.,  $\max(m, n)\mathbf{1}_{\{C>0\}} + \min(m, n)\mathbf{1}_{\{C=0\}}$  per user, where  $\mathbf{1}_A$  is the indicator function, equal to 1 if  $A$  is true, and equal to 0 otherwise.

In the derivation of the first outer bound, the encoded message  $\mathbf{x}_i$  ( $i = 1, 2$ ) is partitioned into two parts: one part ( $\mathbf{x}_{ia}$ ) which causes interference to the unintended receiver, and another part ( $\mathbf{x}_{ib}$ ) which is not received at the unintended receiver. Partitioning the message in this way helps to obtain an outer bound on  $2R_1 + R_2$ , which leads to an outer bound on the symmetric secrecy rate. The following theorem gives the outer bound on the symmetric secrecy rate.

*Theorem 1:* The symmetric rate of the 2-user SLDIC with limited-rate transmitter cooperation and secrecy constraints at the receivers is upper bounded as:

$$R_s \leq \begin{cases} \frac{1}{3}[2C + 3m - 2n] & \text{for } \alpha \leq 1 \\ \frac{1}{3}[2C + n] & \text{for } \alpha > 1. \end{cases} \quad (4)$$

*Proof:* The proof is provided in Appendix A. ■

The next outer bound, stated as Theorem 2, focuses on the very high interference regime, i.e., for  $\alpha \geq 2$ . In the derivation of the bound, the encoded message  $\mathbf{x}_i$  ( $i = 1, 2$ ) at each transmitter is partitioned into three parts, as shown in Fig. 3(a). The partitioning is based on whether (a) the bits are received at the intended receiver, and are received at the other receiver without interference, (b) the bits are not received at the desired receiver, and received without interference at the other receiver, and (c) the bits are not received at the intended receiver, and are received with interference at the other receiver. To motivate the development of the following outer bound, first consider the  $C = 0$  case. If receiver 1 can decode  $\mathbf{x}_{1a}$  sent by transmitter 1, then receiver 2 can decode  $\mathbf{x}_{1a}$  as well, since it gets these data bits without any interference. Hence, it is not possible to send any data bits securely on those levels. Data transmitted at the remaining levels are not received by receiver 1, so they cannot be used for secure data transmission either. Now, suppose a genie provides receiver 1 with the part of the signal sent by



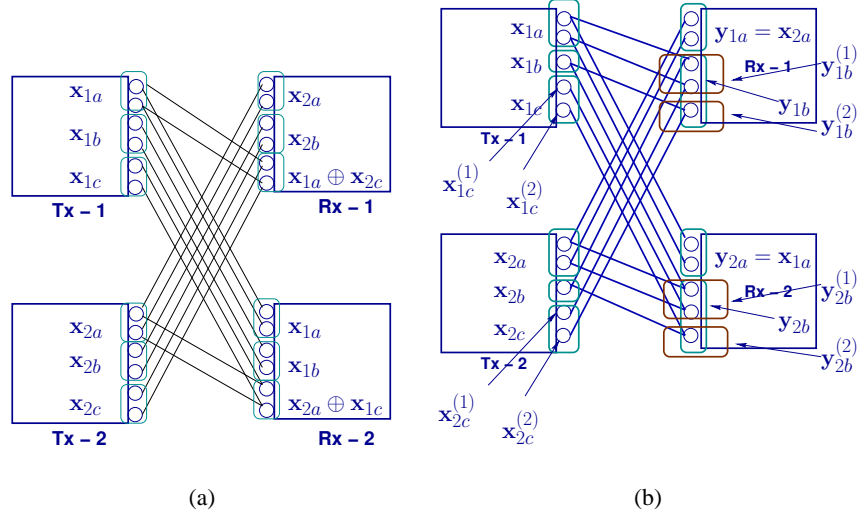


Fig. 3. (a) SLDIC with  $m = 2$  and  $n = 6$  and (b) SLDIC with  $m = 3$  and  $n = 5$ : Illustration of partitioning of the encoded message/output.

transmitter 1 that is received without any interference at receiver 2, i.e.,  $\mathbf{y}_{2a}^N \triangleq (\mathbf{x}_{1a}^N, \mathbf{x}_{1b}^N)$ . Then, by using the secrecy constraint for the receiver 2, it is possible to bound the rate of user 1 by  $I(W_1; \mathbf{y}_1^N | \mathbf{y}_{2a}^N)$ . When  $\alpha \geq 2$ , it is possible to show that  $I(W_1; \mathbf{y}_1^N | \mathbf{y}_{2a}^N) = 0$ . When  $C > 0$ , by using the above mentioned approach and the relation in (3), an outer bound on the symmetric secrecy rate is derived for  $\alpha \geq 2$ , and is stated as the following theorem.

*Theorem 2:* In the very high interference regime, i.e., for  $\alpha \geq 2$ , the symmetric rate of the 2-user SLDIC with limited-rate transmitter cooperation and secrecy constraints at the receivers is upper bounded as:  $R_s \leq 2C$ .

*Proof:* The proof is provided in Appendix B. ■

*Remark:* Theorem 2 implies that, for  $\alpha \geq 2$ , it is not possible to achieve a rate greater than  $2C$ , regardless of  $m$  and  $n$ . In particular, when  $C = 0$ , i.e., without cooperation, it is not possible to achieve a nonzero rate.

The third outer bound, stated as Theorem 3 below, is applicable in the high interference regime, i.e.,  $1 < \alpha < 2$ . The derivation of the outer bound involves partitioning of the output and the encoded message based on whether the bits are received with interference at the intended receiver, or causes interference to the other receiver, as shown in Fig. 3(b). The outer bound on the symmetric secrecy rate for the high interference regime is stated in the following theorem.

*Theorem 3:* In the high interference regime, i.e., for  $1 < \alpha < 2$ , the symmetric rate of the 2-user SLDIC with limited-rate transmitter cooperation and secrecy constraints at the receivers is upper bounded as:  $R_s \leq 2C + 2m - n$ .

*Proof:* The proof is provided in Appendix C. ■

The following theorem gives the outer bound on the symmetric secrecy rate for the  $\alpha = 1$  case. In this case, both the receivers see the same signal. Hence, it is possible for receiver 2 decode any message that receiver 1 is able to decode, and vice-versa. Therefore, it is not possible to achieve a nonzero secrecy rate, irrespective of  $C$ .

*Theorem 4:* When  $\alpha = 1$ , the symmetric rate of the 2-user SLDIC with limited-rate transmitter cooperation and secrecy constraints at the receivers is upper bounded as:  $R_s = 0$ .

*Proof:* The proof is provided in Appendix D. ■

A consolidated expression for the outer bound, obtained by taking minimum of the outer bounds in Theorems 1-4, is stated as the following corollary. In particular, the minimum of the outer bounds in Theorems 1 and 3 is taken for the high interference regime, and the minimum of the outer bounds in Theorems 1 and 2 is taken in the very high interference regime.

*Corollary 1:* An outer bound on the symmetric secrecy rate of the SLDIC obtained, by taking the minimum of the outer bounds derived in this work, is:

$$\frac{R_s}{m} \leq \begin{cases} \frac{2\beta}{3} - \frac{2\alpha}{3} + 1 & \text{for } \alpha < 1 \\ 0 & \text{for } \alpha = 1 \\ \frac{2\beta}{3} + \frac{\alpha}{3} & \text{for } 1 < \alpha < 2, \beta > \alpha - \frac{3}{2} \text{ or } \alpha \geq 2, \beta > \frac{\alpha}{4} \\ 2\beta - \alpha + 2 & \text{for } \frac{3}{2} < \alpha < 2, 0 \leq \beta < \alpha - \frac{3}{2} \\ 2\beta & \text{for } \alpha \geq 2, 0 \leq \beta \leq \frac{\alpha}{4}, \end{cases} \quad (5)$$

where  $\beta \triangleq \frac{C}{m}$ .

Next, the achievable schemes for the SLDIC are presented.

#### IV. SLDIC: ACHIEVABLE SCHEMES

##### A. Weak interference regime ( $0 \leq \alpha \leq \frac{2}{3}$ )

In this regime, the proposed scheme uses interference cancelation. It is easy to see that data bits transmitted on the lower  $m - n$  levels  $[1 : m - n]$  remain secure, as these data bits do

not cause interference at the unintended receiver. Hence, it is possible to transmit  $m - n$  bits securely, when  $C = 0$ , as shown in Fig. 4. However, with cooperation ( $C > 0$ ), it is possible to transmit on the top levels by appropriately xoring the data bits with the cooperative bits in the lower levels prior to transmission. These cooperative bits are precoded (xored) with the data bits at the levels  $[1 : \min\{n, C\}]$  to cancel interference caused by the data bits sent by the other transmitter. When  $C = n$ , it can be shown that the proposed scheme achieves the maximum possible rate of  $\max\{m, n\}$  bits. When  $C > n$ ,  $C - n$  bits can be discarded and  $n$  cooperative bits can be used for encoding as above, to achieve  $\max\{m, n\}$  bits. Hence, in the sequel, it will not be explicitly mentioned that  $C \leq n$ . The proposed encoding scheme achieves the following symmetric secrecy rate:

$$R_s = m - n + C. \quad (6)$$

The details of the encoding scheme and the derivation of (6) can be found in Appendix E.

#### B. Moderate interference regime ( $\frac{2}{3} < \alpha < 1$ )

In this regime, the proposed scheme uses interference cancelation along with the transmission of random bits. Without transmitter cooperation, it is possible to transmit at least  $m - n$  bits securely, as in the weak interference regime. Depending on the value of  $C$  and  $\alpha$ , with the help of transmission of random bits, it is possible to send additional data bits on the higher levels  $[m - n + 1 : m]$  by carefully placing data bits along with zero bits and random bits. The proposed scheme achieves the following symmetric secrecy rate:

$$R_s = m - n + B(m - n) + q + C, \quad (7)$$

where  $B \triangleq \left\lfloor \frac{g}{3r_2} \right\rfloor$ ,  $g \triangleq \{n - (r_2 + C)\}^+$ ,  $r_2 \triangleq m - n$ ,  $q \triangleq \min\{(t - r_2)^+, r_2\}$  and  $t \triangleq g \% \{3r_2\}$ .

In the above equation, the first term corresponds to the number of data bits transmitted securely without using random bits transmission or cooperation. The term  $B(m - n) + q$  corresponds to the number of data bits that can be securely transmitted using the help of random bits transmission. The last term  $C$  represents the gain in rate achievable due to cooperation. The details of the encoding scheme and the derivation of (7) can be found in Appendix F.

*C. Interference is as strong as the signal ( $\alpha = 1$ )*

In this case, from Theorem 4, it is not possible to achieve a nonzero secrecy rate.

*D. High interference regime ( $1 < \alpha < 2$ )*

The achievable scheme is similar to that proposed for the moderate interference regime, but it differs in the manner the encoding of the message is performed at each transmitter. The proposed scheme achieves the following secrecy rate:

1) When ( $1 < \alpha \leq 1.5$ ):

$$R_s = B(n - m) + q + C, \quad (8)$$

where  $B \triangleq \left\lfloor \frac{g}{3r_2} \right\rfloor$ ,  $g \triangleq (m - C)^+$ ,  $q \triangleq \min \{(t - r_2)^+, r_2\}$ ,  $t \triangleq g \% \{3r_2\}$  and  $r_2 \triangleq n - m$ .

2) When ( $1.5 < \alpha < 2$ ):

$$R_s = \begin{cases} 2m - n + C & \text{for } 0 \leq C \leq 4n - 6m \\ 4n - 6m + C_{T_1} + C_{T_2} + C_{T_3} + r_d & \text{for } 4n - 6m < C \leq n, \end{cases} \quad (9)$$

where  $C_{T_1} \triangleq \min \left\{ \left\lceil \frac{C_{\text{rem}}}{2} \right\rceil, 2m - n \right\}$ ,  $C_{\text{rem}} \triangleq (C' - C_{T_3})^+$ ,  $C_{T_3} \triangleq \min \{2m - n, C''\}$ ,  $C' \triangleq C - (4n - 6m)$ ,  $C'' \triangleq \left\lceil \frac{C'}{3} \right\rceil$ ,  $C_{T_2} \triangleq \min \{2m - n, (C_{\text{rem}} - C_{T_1})^+\}$  and  $r_d \triangleq \min \{2m - n - C_{T_3}, 2m - n - C_{T_2}\}$ .

The details of the encoding scheme and some illustrative examples can be found in Appendix G.

*Remark:* One can note that the achievable schemes for the moderate (Sec. IV-B) and high interference regime (Sec. IV-D) use a combination of interference cancelation and transmission of a jamming signal (random bits transmission). When precoding is done using the other user's signal, it cancels the interference and also ensures secrecy. In the technique based on random bits transmission, the transmitter self-jams its own receiver, so that the receiver cannot decode the other user's data. But, in this process, transmitter causes interference to the other receiver, thereby adversely impairing the achievable rate of secure communication. Thus, self jamming in that form only helps if the benefit to the secrecy rate due to the interference caused at the own receiver outweighs the negative impact of the interference caused at the other receiver. However, when the jamming signal can be canceled at an unintended receiver by transmission of the same random bits by the other transmitter, its adverse impact is completely alleviated, leading to larger achievable rates.

### E. Very high interference regime ( $\alpha \geq 2$ )

In this case, when  $C = 0$ , it is not possible to achieve nonzero secrecy rate as established by the outer bound in Theorem 2. However, with cooperation ( $C > 0$ ), it is possible to achieve nonzero secrecy rate. The proposed scheme uses interference cancelation, time sharing, and relaying the other user's data bits. In contrast to the achievable schemes for other interference regimes, the transmitters exchange data bits, random bits, or both, depending on the capacity of the cooperative link. For example, when  $0 < C \leq \lceil \frac{m}{2} \rceil$ , the transmitters exchange only random bits. The proposed scheme achieves the following secrecy rate:

1) When  $m$  is even:

$$R_s = \begin{cases} 2C & \text{for } 0 < C \leq \frac{m}{2} \\ \frac{m}{2} + C & \text{for } \frac{m}{2} < C \leq n - \frac{3m}{2} \\ \frac{n}{2} - \frac{m}{4} + \frac{C}{2} & \text{for } n - \frac{3m}{2} < C < n - \frac{m}{2} \\ C & \text{for } n - \frac{m}{2} \leq C \leq n. \end{cases} \quad (10)$$

2) When  $m$  is odd:

$$R_s = \begin{cases} \min\{2C, m\} & \text{for } 0 < C \leq \frac{m+1}{2} \\ m + \min\left\{C - \frac{m+1}{2}, n - 2m\right\} & \text{for } \frac{m+1}{2} < C \leq \frac{2n-3m+1}{2} \\ n - 2m + \frac{1}{2} [C_1^{ul} + 2C_1^{uu} + C_2^{uu} + C_1^{lu} + C_2^{ul}] & \text{for } \frac{2n-3m+1}{2} < C \leq n, \end{cases} \quad (11)$$

where  $C_1^{uu} \triangleq \lceil \frac{C}{2} \rceil$ ,  $C_1^{ul} \triangleq (m - C_1^{uu})^+$ ,  $C_2^{uu} \triangleq (C - C_2^{lu} - C_2^r)^+$ ,  $C_1^{lu} \triangleq (C - C_1^{uu} - C_1^r)^+$ ,  $C_2^{ul} \triangleq C_1^{ll}$ ,  $C_1^{ll} \triangleq \min\{2C_1^r, (m - C_1^{lu})^+\}$ ,  $C_2^{ll} \triangleq C_1^{ul}$  and  $C_2^r \triangleq \max\left\{\left\lceil \frac{C_2^{ll}}{2} \right\rceil, \left\lfloor \frac{C_2^{ul}}{2} \right\rfloor\right\}$ ,  $C_1^r \triangleq \left\lceil \frac{C_1^{ul}}{2} \right\rceil$ .

The details of the achievable scheme, and some examples, can be found in Appendix H.

*Remark:* When  $0 < C \leq \lceil \frac{m}{2} \rceil$ , the capacity achieving scheme involves exchanging only random bits through the cooperative links. This is useful in scenarios where the transmitters trust each other to follow the agreed-upon scheme, but are not allowed to share their data bits through the cooperative link.

In the following section, achievable schemes for the GSIC are presented.

## V. GSIC: ACHIEVABLE SCHEMES

### A. Weak/moderate interference regime ( $0 \leq \alpha \leq 1$ )

The achievable scheme is based on the approach used in Secs. IV-A and IV-B, for the SLDIC. In the case of the SLDIC, the achievable scheme used a combination of interference cancelation, transmission of random bits, or both, depending on the value of  $\alpha$  and  $C$ . That scheme is extended to the Gaussian setting, as follows.

The message at transmitter  $i$  is split into two parts: a *non-cooperative private* part ( $w_{pi}$ ) and a *cooperative private* part ( $w_{cpi}$ ). The non-cooperative private message is encoded using stochastic encoding [21], and the cooperative private part is encoded using Marton's coding scheme [22], [1]. For the SLDIC, data bits transmitted at the lower levels  $[1 : m - n]$  are not received at the unintended receiver. Hence, these data bits remain secure. However, there is no one-to-one analogue of this in the GSIC, so the scheme does not extend directly. In the Gaussian case, for the non-cooperative private part, stochastic encoding is used to ensure secrecy. The transmitter  $i$  encodes the non-cooperative part  $w_{pi} \in \mathcal{W}_{pi} = \{1, 2, \dots, 2^{NR_{pi}}\}$  into  $\mathbf{x}_{pi}^N$ . A stochastic encoder is specified by a conditional probability density  $f_{pi}(x_{pi,k}|w_{pi})$  ( $i = 1, 2$ ), where  $x_{pi} \in \mathcal{X}_{pi}$  and  $w_{pi} \in \mathcal{W}_{pi}$ , and it satisfies the following condition:

$$\sum_{x_{pi,k} \in \mathcal{X}_{pi}} f_{pi}(x_{pi,k}|w_{pi}) = 1, \quad k = 1, 2, \dots, N, \quad (12)$$

where  $f_{pi}(x_{pi,k}|w_{pi})$  is the probability that  $x_{pi,k}$  is output by the stochastic encoder, when message  $w_{pi}$  is to be transmitted.

The cooperative private message  $w_{cp1} \in \mathcal{W}_{cp1} = \{1, 2, \dots, 2^{NR_{cp1}}\}$  and  $w_{cp2} \in \mathcal{W}_{cp2} = \{1, 2, \dots, 2^{NR_{cp2}}\}$  at transmitters 1 and 2 are encoded using Marton's coding scheme. One of the key aspects of the achievable scheme is in the proposed method for encoding of the cooperative private message, which is chosen to ensure that this part of the message is completely canceled at the non-intended receiver. This corresponds to the scheme used for interference cancelation in case of SLDIC. This serves two purposes: it cancels interference over the air, and simultaneously ensures secrecy. The transmitter 2 sends a dummy message along with the cooperative private message and the non-cooperative private message. Note that stochastic encoding is sufficient to ensure secrecy of the non-cooperative private message. However, the additional dummy message

sent by the transmitter 2 can enhance the achievable secrecy rate, depending on the values of  $\alpha$  and  $C$ . In this case, both the receivers treat the dummy message as noise.

1) *Encoding and decoding*: For the non-cooperative private part, transmitter  $i$  ( $i = 1, 2$ ) generates  $2^{N(R_{pi}+R'_{pi})}$  i.i.d. sequences of length  $N$  at random according to

$$P(\mathbf{x}_{pi}^N) = \prod_{k=1}^N P(x_{pi,k}). \quad (13)$$

The  $2^{N(R_{pi}+R'_{pi})}$  codewords in the codebook  $C_{pi}$  are randomly grouped into  $2^{NR_{pi}}$  bins, with each bin containing  $2^{NR'_{pi}}$  codewords. Any codeword in  $C_{pi}$  is indexed as  $\mathbf{x}_{pi}^N(w_{pi}, w'_{pi})$  for  $w_{pi} \in \mathcal{W}_{pi}$  and  $w'_{pi} \in \mathcal{W}'_{pi} = \{1, 2, \dots, 2^{NR'_{pi}}\}$ . In order to transmit  $w_{pi}$ , transmitter  $i$  selects a  $w'_{pi} \in \mathcal{W}'_{pi}$  randomly and transmits the codeword  $\mathbf{x}_{pi}^N(w_{pi}, w'_{pi})$ .

In order to transmit a dummy message, transmitter 2 generates  $2^{NR_{d2}}$  i.i.d. sequences of length  $N$  at random according to

$$P(\mathbf{x}_{d2}^N) = \prod_{k=1}^N P(x_{d2,k}). \quad (14)$$

The  $2^{NR_{d2}}$  codewords in codebook  $C_{d2}$  are randomly grouped into  $2^{NR'_{d2}}$  bins, with each bin containing  $2^{NR''_{d2}}$  codewords (and thus  $R_{d2} = R'_{d2} + R''_{d2}$ ). Any codeword in  $C_{d2}$  is indexed as  $\mathbf{x}_{d2}^N(w'_{d2}, w''_{d2})$ , where  $w'_{d2} \in \mathcal{W}'_{d2} = \{1, 2, \dots, 2^{NR'_{d2}}\}$  and  $w''_{d2} \in \mathcal{W}''_{d2} = \{1, 2, \dots, 2^{NR''_{d2}}\}$ . During encoding, transmitter 2 selects  $w'_{d2} \in \mathcal{W}'_{d2}$  and  $w''_{d2} \in \mathcal{W}''_{d2}$  independently at random and sends the codeword  $\mathbf{x}_{d2}^N(w'_{d2}, w''_{d2})$ .

For the cooperative private message, the transmitter generates the cooperative private vector codeword  $\mathbf{x}_{cp}^N(w_{cp1}, w_{cp2})$  based on Marton's coding scheme according to

$$P(\mathbf{x}_{cp}^N, \mathbf{u}_1^N, \mathbf{u}_2^N) = \prod_{k=1}^N P(\mathbf{x}_{cp,k}, u_{1,k}, u_{2,k}), \quad (15)$$

where  $\mathbf{u}_1^N$  and  $\mathbf{u}_2^N$  are auxiliary codewords. The choice of these codewords are discussed in the proof of Theorem 5. Finally, the non-cooperative private codeword and cooperative private codeword are superimposed to form the transmit codeword at the transmitter 1 and the non-cooperative private codeword, cooperative private codeword and the dummy message codeword

are superimposed to form the transmit codeword at the transmitter 2:

$$\begin{aligned} \mathbf{x}_1^N(w_{cp1}, w_{cp2}, w_{p1}, w'_{p1}) &= \underline{\mathbf{x}}_{cp}^N[1] + \mathbf{x}_{p1}^N, \\ \text{and } \mathbf{x}_2^N(w_{cp1}, w_{cp2}, w_{p2}, w'_{p2}, w'_{d2}, w''_{d2}) &= \underline{\mathbf{x}}_{cp}^N[2] + \mathbf{x}_{p1}^N + \mathbf{x}_{d2}^N, \end{aligned} \quad (16)$$

where  $\underline{\mathbf{x}}_{cp}^N$  is defined in (85) in the proof of Theorem 5.

For decoding, receiver  $i$  looks for a unique message tuple such that  $(\mathbf{y}_i^N, \mathbf{u}_i^N(\hat{w}_{cpi}), \mathbf{x}_{pi}^N(\hat{w}_{pi}, \hat{w}'_{pi}))$  is jointly typical. Based on the above coding strategy, the following theorem gives the achievable result on the secrecy rate.

*Theorem 5:* In the weak/moderate interference regime, the following rate is achievable for the GSIC with limited-rate transmitter cooperation and secrecy constraints at the receivers:

$$\begin{aligned} R_1 + R'_{p1} &\leq I(\mathbf{u}_1, \mathbf{x}_{p1}; \mathbf{y}_1), \\ R_1 + R'_{p1} &\leq I(\mathbf{x}_{p1}; \mathbf{y}_1 | \mathbf{u}_1) + \min \{C_G, I(\mathbf{u}_1; \mathbf{y}_1 | \mathbf{x}_{p1})\}, \end{aligned} \quad (17)$$

where  $R'_{p1} = I(\mathbf{x}_{p1}; \mathbf{y}_2 | \mathbf{x}_{p2}, \mathbf{u}_2)$ . The achievable secrecy rate for the user 2 can be obtained by exchanging the indices 1 and 2 in (17)<sup>1</sup>.

*Proof:* The proof is provided in Appendix I. ■

Using the achievable rate result in Theorem 5 and time-sharing, the achievable *symmetric* secrecy rate is stated in the following Corollary.

*Corollary 2:* Using the achievable result in Theorem 5 and time-sharing between transmitters, following symmetric secrecy rate is achievable for the GSIC with limited-rate transmitter cooperation:

$$R_s = \frac{1}{2} [R_i^*(1) + R_i^*(2)], \quad (18)$$

where  $i = 1, 2$  and  $R_i^*(1)$  and  $R_i^*(2)$  are the achievable secrecy rate for the transmitter  $i$  in the first and second time slot, respectively, which is obtained by maximizing the rate given in the

<sup>1</sup>Although the achievable rates for both the users appears to be same, they are different, and can be observed in Corollary 2.



following equations:

$$R_1(1) \leq \begin{cases} 0.5 \log \left( 1 + \frac{\sigma_u^2 + h_d^2 P_{p1}}{1 + h_c^2 P_{d2} + h_c^2 P_{p2}} \right) - R'_{p1}, \\ 0.5 \log \left( 1 + \frac{h_d^2 P_{p1}}{1 + h_c^2 P_{d2} + h_c^2 P_{p2}} \right) + \min \left\{ C_G, 0.5 \log \left( 1 + \frac{\sigma_u^2}{1 + h_c^2 P_{d2} + h_c^2 P_{p2}} \right) \right\} - R'_{p1}, \end{cases} \quad (19)$$

$$R_2(1) \leq \begin{cases} 0.5 \log \left( 1 + \frac{\sigma_u^2 + h_d^2 P_{p2}}{1 + h_c^2 P_{d2} + h_c^2 P_{p1}} \right) - R'_{p2}, \\ 0.5 \log \left( 1 + \frac{h_d^2 P_{p2}}{1 + h_c^2 P_{d2} + h_c^2 P_{p1}} \right) + \min \left\{ C_G, 0.5 \log \left( 1 + \frac{\sigma_u^2}{1 + h_c^2 P_{d2} + h_c^2 P_{p1}} \right) \right\} - R'_{p2}, \end{cases} \quad (20)$$

where  $R'_{p1} = 0.5 \log \left( 1 + \frac{h_c^2 P_{p1}}{1 + h_d^2 P_{d2}} \right)$ ,  $R'_{p2} = 0.5 \log \left( 1 + \frac{h_c^2 P_{p2}}{1 + h_d^2 P_{d2}} \right)$ ,  $\sigma_u^2 \triangleq (h_d^2 - h_c^2)^2 \sigma_z^2$ ,  $\sigma_z^2 \triangleq \frac{\theta_1}{\theta_1 + \theta_2} \frac{P_1}{h_d^2 + h_c^2}$ ,  $P_{p1} \triangleq \frac{\theta_2}{\theta_1 + \theta_2} P_1$ ,  $P_{p2} = \frac{\eta_1}{\eta_1 + \eta_2} P'$ ,  $P_{d2} = \frac{\eta_2}{\eta_1 + \eta_2} P'$ ,  $P' = (P_2 - (h_d^2 + h_c^2) \sigma_z^2)$ ,  $P_i \triangleq \beta_i P$  ( $i = 1, 2$ ) and  $0 \leq (\theta_i, \eta_i, \beta_i) \leq 1$ . The rate equations for the second time slot can be obtained by exchanging indices 1 and 2 in (19) and (20).

*Proof:* The proof is provided in Appendix K. ■

### B. High/very high interference regime ( $\alpha > 1$ )

The achievable scheme is based on the approach used for the SLDIC in case of high interference regime. The achievable scheme for the SLDIC in Sec. IV-D used a combination of interference cancelation, relaying of the other user's data bits, and transmission of random bits. In the case of the SLDIC, as some of the interfering links are not present to the intended receiver, the levels corresponding to these links can be directly used for the other user's data transmission. But, in the Gaussian setting, it is not possible to relay the other user's data directly in this manner. The relationship between the corresponding achievable schemes for the SLDIC and the GSIC will be made precise in the following paragraphs.

In the proposed scheme, user 1 sends a non-cooperative private message ( $w_{p1}$ ) and a cooperative private message ( $w_{cp1}$ ). The other user transmits cooperative private message ( $w_{cp2}$ ) along with a dummy message ( $w_{d2}$ ). For the SLDIC, the achievable scheme required transmission of random bits for ensuring secrecy of data bits, in addition to the data bits that were sent with the help of cooperation. Similarly, for the GSIC, the proposed scheme requires stochastic encoding and transmission of a dummy message by the other user, in order to ensure secrecy for the non-cooperative private message sent by user 1. It is important to note that stochastic encoding alone cannot ensure secrecy for the non-cooperative private part of the message. For the cooperative private part of the message ( $w_{cpi}$ ), the coding scheme is the same as that mentioned in Sec. V-A.

The transmission of the dummy message  $x_{d2}$  by transmitter 2 can be considered as using another stochastic encoder  $f_{d2}$ , which is specified by a probability density  $f_{d2}(x_{d2,k})$ , with  $x_{d2,k} \in \mathcal{X}_{d2}$  and  $\sum_{x_{d2,k} \in \mathcal{X}_{d2}} f_{d2}(x_{d2,k}) = 1$ . The rate  $R_{d2}$  of the dummy message sent by transmitter 2 and the rate sacrificed by transmitter 1 in stochastic encoding in order to confuse the eavesdroppers at receivers 1 and 2, respectively, are chosen such that the non-cooperative private message sent by transmitter 1 remains secure at receiver 2, and receiver 1 is able to decode the dummy message. At transmitter 1, the cooperative private message and the non-cooperative private message are superimposed to form the transmit codeword  $(\mathbf{x}_1^N)$ . Finally, at transmitter 2, the cooperative private message and the dummy information are superimposed to form the transmit codeword  $(\mathbf{x}_2^N)$ . In contrast to the achievable scheme for the weak/moderate interference regime, the dummy message sent by one of the transmitters  $i$  is required to be decodable at the receiver  $j$  ( $i \neq j$ ).

1) *Encoding and decoding*: The encoding for the non-cooperative private message at transmitter 1 and the cooperative private message at both the transmitters are the same as described in Sec. V-A1. In order to transmit the dummy message, transmitter 2 chooses  $\mathbf{x}_{d2}^N(w_{d2})$  for  $w_{d2} \in \mathcal{W}_{d2}$ . The codewords transmitted from the two transmitters are given by:

$$\mathbf{x}_1^N(w_{cp1}, w_{cp2}, w_{p1}, w'_{p1}) = \underline{\mathbf{x}}_{cp}^N[1] + \mathbf{x}_{p1}^N, \text{ and } \mathbf{x}_2^N(w_{cp1}, w_{cp2}, w_{d2}) = \underline{\mathbf{x}}_{cp}^N[2] + \mathbf{x}_{p2}^N, \quad (21)$$

where  $\underline{\mathbf{x}}_{cp}^N$  is defined in (85) in the proof of Theorem 5.

For decoding, receiver 1 looks for a unique message tuple such that  $(\mathbf{y}_1^N, \mathbf{u}_1^N(\hat{w}_{cp1}), \mathbf{x}_{d2}^N(\hat{w}_{d2}), \mathbf{x}_{p1}^N(\hat{w}_{p1}, \hat{w}'_{p1}))$  is jointly typical. Receiver 2 looks for a index  $\hat{w}_{cp2}$  such that  $(\mathbf{y}_2^N, \mathbf{u}_2^N(\hat{w}_{cp2}))$  is jointly typical.

Based on the above coding strategy, the following theorem gives the achievable result on the secrecy rate.

*Theorem 6*: In the high interference regime, the following rate is achievable for the GSIC

with limited-rate transmitter cooperation and secrecy constraints at the receivers:

$$\begin{aligned}
R_1 + R'_{p1} &\leq \min [I(\mathbf{u}_1, \mathbf{x}_{p1}; \mathbf{y}_1 | \mathbf{x}_{d2}), I(\mathbf{x}_{p1}; \mathbf{y}_1 | \mathbf{u}_1, \mathbf{x}_{d2}) + \min \{I(\mathbf{u}_1; \mathbf{y}_1 | \mathbf{x}_{p1}, \mathbf{x}_{d2}), C_G\}], \\
R_1 + R'_{p1} + R_{d2} &\leq \min [I(\mathbf{u}_1, \mathbf{x}_{p1}, \mathbf{x}_{d2}; \mathbf{y}_1), I(\mathbf{x}_{p1}, \mathbf{x}_{d2}; \mathbf{y}_1 | \mathbf{u}_1) + \min \{I(\mathbf{u}_1; \mathbf{y}_1 | \mathbf{x}_{p1}, \mathbf{x}_{d2}), C_G\}, \\
&\quad I(\mathbf{x}_{p1}; \mathbf{y}_1 | \mathbf{u}_1, \mathbf{x}_{d2}) + I(\mathbf{u}_1, \mathbf{x}_{d2}; \mathbf{y}_1 | \mathbf{x}_{p1})], \\
R_1 + R'_{p1} + 2R_{d2} &\leq I(\mathbf{x}_{p1}, \mathbf{x}_{d2}; \mathbf{y}_1 | \mathbf{u}_1) + I(\mathbf{u}_1, \mathbf{x}_{d2}; \mathbf{y}_1 | \mathbf{x}_{p1}), \\
R_2 &\leq \min \{I(\mathbf{u}_2; \mathbf{y}_2), C_G\}, R_{d2} \leq I(\mathbf{x}_{d2}; \mathbf{y}_1 | \mathbf{u}_1, \mathbf{x}_{p1}),
\end{aligned} \tag{22}$$

where  $R_1 \triangleq R_{p1} + R_{cp1}$ ,  $R_2 \triangleq R_{cp2}$ ,  $R'_{p1} \triangleq I(\mathbf{x}_{p1}; \mathbf{y}_2 | \mathbf{u}_2)$ , and  $R_{d2} \triangleq I(\mathbf{x}_{d2}; \mathbf{y}_2 | \mathbf{x}_{p1}, \mathbf{u}_2)$ .

*Proof:* The proof is provided in Appendix L. ■

The achievable symmetric secrecy rate is stated in the following Corollary.

*Corollary 3:* Using the achievable result in Theorem 6 and time-sharing between transmitters, the following symmetric secrecy rate is achievable for the GSIC with limited-rate transmitter cooperation:

$$R_s = \frac{1}{2} [R_1^*(1) + R_1^*(2)], \tag{23}$$

where  $R_1^*(1)$  and  $R_1^*(2)$  are the achievable secrecy rates for transmitter 1 in the first and second time slots, respectively, which are obtained by maximizing  $R_s$  over parameters  $\theta_i, \eta_i$  and  $\beta_i$  ( $i = 1, 2$ ). The achievable rates for users 1 and 2 in the first time slot are as follows:

$$\begin{aligned}
R_1(1) &\leq \begin{cases} \min [0.5 \log(1 + \sigma_u^2 + h_d^2 P_{p1}), 0.5 \log(1 + h_d^2 P_{p1}) + \min \{0.5 \log(1 + \sigma_u^2), C_G\}] - R'_{p1}, \\ \min [0.5 \log(1 + \sigma_u^2 + h_d^2 P_{p1} + h_c^2 P_{d2}), 0.5 \log(1 + \sigma_u^2 + h_c^2 P_{d2}) + \\ \min \{0.5 \log(1 + \sigma_u^2), C_G\}, 0.5 \{\log(1 + h_d^2 P_{p1}) + \log(1 + \sigma_u^2 + h_c^2 P_{d2})\}] \\ - (R'_{p1} + R_{d2}), \\ 0.5 \log(1 + h_d^2 P_{p1} + h_c^2 P_{d2}) + 0.5 \log(1 + \sigma_u^2 + h_c^2 P_{d2}) - (R'_{p1} + 2R_{d2}) \end{cases} \\
\text{and } R_2(1) &= \min \left\{ 0.5 \log \left( 1 + \frac{\sigma_u^2}{1 + h_d^2 P_{d2} + h_c^2 P_{p1}} \right), C_G \right\},
\end{aligned} \tag{24}$$

where  $R'_{p1} = 0.5 \log \left( 1 + \frac{h_c^2 P_{p1}}{1 + h_d^2 P_{d2}} \right)$ ,  $R_{d2} = 0.5 \log(1 + h_d^2 P_{d2})$ ,  $\sigma_u^2 \triangleq (h_d^2 - h_c^2)^2 \sigma_z^2$ ,  $\sigma_z^2 \triangleq \frac{\theta_1}{\theta_1 + \theta_2} \frac{P_1}{h_d^2 + h_c^2}$ ,  $P_{p1} \triangleq \frac{\theta_2}{\theta_1 + \theta_2} P_1$ ,  $P_{d2} \triangleq (P_2 - (h_d^2 + h_c^2) \sigma_z^2)^+$ ,  $P_i \triangleq \beta_i P$  and  $0 \leq (\theta_i, \beta_i) \leq 1$ . The

achievable rate equation for the second time slot can be obtained by exchanging indices 1 and 2 in (24).

*Proof:* The proof is provided in Appendix M. ■

## VI. GSIC: OUTER BOUNDS

In this section, the outer bounds on the secrecy rate for the GSIC with limited-rate transmitter cooperation are stated as Theorems 7-9. In the derivation of these outer bounds, the main difficulty lies in translating the ideas from the SLDIC to the Gaussian case.

The outer bound derived in Theorem 1 partitions the encoded message into two parts:  $\mathbf{x}_{ia}^N$  (received at receiver  $j$ ,  $j \neq i$ ) and  $\mathbf{x}_{ib}^N$  (not received at receiver  $j$ ,  $j \neq i$ ). However, it is not possible to partition the message in this way for the Gaussian case. Hence, in the derivation of Theorem 7,  $\mathbf{s}_i^N = h_c \mathbf{x}_i^N + \mathbf{z}_j^N$  ( $j \neq i$ ) is used as a proxy for  $\mathbf{x}_{ia}^N$ . In this section, the following notation is used:  $\text{SNR} \triangleq h_d^2 P$ ,  $\text{INR} \triangleq h_c^2 P$  and  $\rho \triangleq E[\mathbf{x}_1 \mathbf{x}_2]$ .

*Theorem 7:* The symmetric rate of the 2-user GSIC with limited-rate transmitter cooperation and secrecy constraints at the receiver is upper bounded as follows:

$$R_s \leq \max_{0 \leq |\rho| \leq 1} \frac{1}{3} \left[ 2C_G + 0.5 \log \left( 1 + \text{SNR} + \text{INR} + 2\rho\sqrt{\text{SNR INR}} \right) + 0.5 \log \det(\Sigma_{\bar{\mathbf{y}}|\bar{\mathbf{s}}}) \right], \quad (25)$$

where  $\Sigma_{\bar{\mathbf{y}}|\bar{\mathbf{s}}} = \Sigma_{\bar{\mathbf{y}}} - \Sigma_{\bar{\mathbf{y}},\bar{\mathbf{s}}} \Sigma_{\bar{\mathbf{s}}}^{-1} \Sigma_{\bar{\mathbf{y}},\bar{\mathbf{s}}}^T$ ,

$$\Sigma_{\bar{\mathbf{y}}} = \begin{bmatrix} 1 + \text{SNR} + \text{INR} + 2\rho\sqrt{\text{SNR INR}} & 2\sqrt{\text{SNR INR}} + \rho(\text{SNR} + \text{INR}) \\ 2\sqrt{\text{SNR INR}} + \rho(\text{SNR} + \text{INR}) & 1 + \text{SNR} + \text{INR} + 2\rho\sqrt{\text{SNR INR}} \end{bmatrix},$$

$$\Sigma_{\bar{\mathbf{y}},\bar{\mathbf{s}}} = \begin{bmatrix} \sqrt{\text{SNR INR}} + \rho\text{INR} & \text{INR} + \rho\sqrt{\text{SNR INR}} \\ \text{INR} + \rho\sqrt{\text{SNR INR}} & \sqrt{\text{SNR INR}} + \rho\text{INR} \end{bmatrix}, \text{ and } \Sigma_{\bar{\mathbf{s}}} = \begin{bmatrix} 1 + \text{INR} & \rho\text{INR} \\ \rho\text{INR} & 1 + \text{INR} \end{bmatrix},$$

and  $\det(\cdot)$  represents the determinant of a matrix.

*Proof:* The proof is provided in Appendix N. ■

The outer bound on the secrecy rate presented in the following theorem is based on the idea used in deriving outer bounds in Theorems 2 and 3 for case of the SLDIC. But, in the Gaussian setting, it is not possible to partition the encoded message as was done for the SLDIC. For example, in Theorem 2, a part of the output at receiver 2 which does not contain the signal sent by transmitter 1 is provided as side information to receiver 1. Hence, the approach used in

the derivation of the outer bound in case of SLDIC cannot be directly used for the Gaussian case. To overcome this problem, for the Gaussian case, first  $\mathbf{x}_2^N$  is provided as side information to receiver 1; this eliminates the interference caused by transmitter 2. Then, the receiver 1 is provided with  $\mathbf{y}_2^N$  as side-information. The outer bound on the symmetric secrecy rate is stated in the following theorem.

*Theorem 8:* The symmetric rate of the 2-user GSIC with limited-rate transmitter cooperation and secrecy constraints at the receiver is upper bounded as follows:

$$R_s \leq \max_{0 \leq |\rho| \leq 1} \left[ 2C_G + 0.5 \log \left( 1 + \frac{\text{SNR} + \text{SNR}^2(1 - \rho^2)}{1 + \text{SNR} + \text{INR} + 2\rho\sqrt{\text{SNR INR}}} \right) \right]. \quad (26)$$

*Proof:* The proof is provided in Appendix O. ■

The outer bound presented in the following theorem is similar to the outer bound presented in Theorem 4 in case of the SLDIC. This kind of outer bound exists in the literature (see, for example, [18]), but for the sake of completeness, it is presented in the following theorem. Unlike the results in Theorems 7 and 8, this outer bound does not depend on the capacity of the cooperative link.

*Theorem 9:* The symmetric rate of the 2-user GSIC with limited-rate transmitter cooperation and secrecy constraints at the receiver is upper bounded as follows:

$$R_s \leq \max_{0 \leq |\rho| \leq 1} 0.5 \log \left[ 1 + \text{SNR} + \text{INR} + 2\rho\sqrt{\text{SNR INR}} - \frac{(2\sqrt{\text{SNR INR}} + \rho(\text{SNR} + \text{INR}))^2}{1 + \text{SNR} + \text{INR} + 2\rho\sqrt{\text{SNR INR}}} \right]. \quad (27)$$

*Proof:* The proof is provided in Appendix P. ■

#### A. Relation between the outer bounds for SLDIC and GSIC

In the following, it is shown that at high SNR and INR, the outer bounds developed for the Gaussian case (Theorems 7 and 8) are approximately equal to the outer bounds for the SLDIC, when  $C = 0$ .<sup>2</sup> In Fig. 15, the outer bounds on the achievable secrecy rate in Theorems 7-9 are compared as a function of  $\alpha$ , for  $C_G = 0$  and  $C_G = 1$ , when  $P = 20\text{dB}$  and  $h_d = 1$ .

<sup>2</sup>When  $C \neq 0$ , from Fig. 15, it appears that the approximate equivalence of the bounds for the GSIC and SLDIC will still hold.

In the following, for ease of presentation, it is assumed that  $\log \text{SNR}$  and  $\log \text{INR}$  are integers. Recall that, the parameters  $m$  and  $n$  of the SLDIC are related to the GSIC as  $m = (\lfloor 0.5 \log \text{SNR} \rfloor)^+$  and  $n = (\lfloor 0.5 \log \text{INR} \rfloor)^+$ , respectively.

1) *Outer bound in Theorem 7:* Consider the following bound in the proof of Theorem 7, when  $C = 0$ :

$$\begin{aligned} N[R_1 + 2R_2] &\leq h(\mathbf{y}_1^N) + h(\mathbf{y}_1^N, \mathbf{y}_2^N | \tilde{\mathbf{s}}_1^N, \tilde{\mathbf{s}}_2^N) - h(\tilde{\mathbf{z}}_1^N) - h(\tilde{\mathbf{z}}_2^N) - h(\mathbf{z}_1^N) + N\epsilon'', \\ &\leq h(\mathbf{y}_1^N) + h(\mathbf{y}_1^N | \tilde{\mathbf{s}}_1^N) + h(\mathbf{y}_2^N | \tilde{\mathbf{s}}_2^N) - h(\tilde{\mathbf{z}}_1^N) - h(\tilde{\mathbf{z}}_2^N) - h(\mathbf{z}_1^N) + N\epsilon'', \end{aligned} \quad (28)$$

$$\begin{aligned} \text{or } R_1 + 2R_2 &\leq 0.5 \left[ \log(1 + \text{SNR} + \text{INR}) + 2 \log \left( 1 + \frac{\text{SNR} + \text{INR}}{1 + \text{INR}} \right) \right], \\ &\approx 0.5 [\log(\text{SNR} + \text{INR}) + 2 \log(\text{SNR} + \text{INR}) - 2 \log \text{INR}], \end{aligned} \quad (29)$$

where the last equation is obtained for high SNR and INR. Using the above mentioned definitions of  $m$  and  $n$ , (29) reduces to:

$$R_s \leq \begin{cases} \frac{1}{3} [3m - 2n] & \text{for } \alpha \leq 1 \\ \frac{n}{3} & \text{for } \alpha > 1. \end{cases} \quad (30)$$

The above is the same as the outer bound for the SLDIC in Theorem 1, when  $C = 0$ .

2) *Outer bound in Theorem 8:* When  $C = 0$ , the outer bound in Theorem 8 reduces to the following, in the high SNR and high INR regime:

$$\begin{aligned} R_s &\leq 0.5 \log \left( 1 + \frac{\text{SNR} + \text{SNR}^2}{1 + \text{SNR} + \text{INR}} \right), \\ &\approx 0.5 [\log(\text{INR} + \text{SNR}^2) - \log(\text{SNR} + \text{INR})]. \end{aligned} \quad (31)$$

Using the above mentioned definitions of  $m$  and  $n$ , (31) reduces to:

$$R_s \leq \begin{cases} 2m - n & \text{for } 1 < \alpha < 2 \\ 0 & \text{for } \alpha \geq 2. \end{cases} \quad (32)$$

The above is the same as the outer bound for the SLDIC in Theorem 2, when  $C = 0$ .

## VII. DISCUSSION AND NUMERICAL EXAMPLES

### A. Comparison with existing results

Some observations on how the bounds derived in this work stand in relation to existing works are as follows:

- 1) When  $C = 0$  and  $\alpha = \frac{1}{2}$ , the achievable rate result for the SLDIC in Section IV-A reduces to the achievable rate result for the SLDIC in [16] with semi-secret constraint at each receiver. The semi-secret constraint at each receiver depends on trusting the other transmitters.
- 2) When  $(0 \leq \alpha \leq \frac{1}{2})$ , the achievable rate result for the SLDIC in Sec IV-A is found to match with the achievable result for the SLDIC in [1] (See Figs. 13 and 14). As  $\alpha$  increases, in [1], the receiver can decode some part of interference and can achieve higher rate. Here, due to the secrecy constraints, the receivers are not allowed to decode other users' messages, and hence, the achievable scheme is completely different. Also, for some values of  $\alpha$ , the achievable scheme proposed in this paper for the SLDIC requires the exchange of only random bits through the cooperative link, in contrast with the achievable scheme in [1].
- 3) When  $C_G = 0$ , the system reduces to the 2-user GSIC without cooperation, which was studied in [4]. The achievable rate result in Theorem 5 and Corollary 2 reduce to the results reported in [4] in this case.
- 4) When  $C_G = 0$ , the achievable result in Theorem 6 reduces to the achievable result in [5, Theorem 3] for the high/very high interference regime ( $\alpha > 1$ ) for the wiretap channel with a helping interferer.
- 5) When the capacity of the cooperative links are sufficiently large, then the GSIC with transmitter cooperation reduces to a 2-user Gaussian MIMO broadcast channel (GMBC) with two antennas at transmitter and one antenna at each receiver. The achievable rate result in Corollaries 2 and 3 are found to be very close to the achievable rate result in [27, Theorem 1] for the GMBC, as shown in Fig. 9.
- 6) The proposed outer bounds for the GSIC with limited rate transmitter cooperation in Theorems 7-9 are compared with existing outer bounds for the GSIC with secrecy constraints

at each receiver [5], [28], when  $C_G = 0$ , in Fig. 10. It can be observed that the outer bounds derived in this work improve over the best known outer bounds in the literature even in the absence of cooperation, i.e., when  $C_G = 0$ .

In the following sections, some numerical examples are presented for the deterministic and Gaussian cases, to get insights into the bounds for different values of  $C$ , over different interference regimes.

### B. Numerical examples in case of SLDIC

In Fig. 11, the outer bound in Theorem 1 is plotted along with the achievable secrecy rate given in (7) for the  $(m, n) = (5, 4)$  case. Also plotted is the per user capacity of the SLDIC with transmitter cooperation, but without the secrecy constraints [1]. It can be observed that the proposed scheme is optimal, when  $C = 1$  and  $C \geq 4$ . However, it is not possible to achieve the capacity without the secrecy constraint, when  $C \leq 3$ . When  $C \geq 4$ , there is no loss in the achievable rate due to the secrecy constraint at receivers.

In Fig. 12, the minimum of the outer bounds in Theorems 1 and 2 is plotted as a function of  $C$ , with  $(m, n) = (3, 6)$ . Also plotted is the achievable secrecy rate in (11). From the plot, it can be observed that it is not possible to achieve a nonzero secrecy rate without cooperation between the transmitters, i.e., when  $C = 0$ . The achievable scheme, which uses random bits sharing through the cooperative link and interference cancelation, is optimal for  $C = 1$ . It can be observed the secrecy constraint results in a positive rate penalty, in the sense that it is not possible to achieve the capacity without the secrecy constraint, for  $C \leq 5$ .

In Figs. 13 and 14, the outer bound on the symmetric rate is plotted against  $\alpha$  for a given value of  $C$ , along with the per user capacity of the SLDIC with transmitter cooperation, but without the secrecy constraints [1], and the inner bounds for the SLDIC with secrecy constraints at the receiver. In order to generate these plots,  $m$  is chosen to be 400 and  $n$  is varied from 0 to  $4m$ , and the rates are normalized by  $m$ .

In Fig. 13, the achievable secrecy rate and the capacity without secrecy constraints [1] match when  $0 \leq \alpha \leq \frac{1}{2}$ . Hence, for this regime, it is not required to derive an outer bound. When  $\frac{1}{2} < \alpha \leq \frac{2}{3}$ , in the absence of the secrecy constraint, the capacity increases with increase in



the value of  $\alpha$ , as the receivers are able to decode some part of the interference. However, with the secrecy constraint, the receiver cannot decode the other user's message, and, hence, the achievable rate decreases with  $\alpha$ . When  $\frac{2}{3} < \alpha < 1$ , the achievable secrecy rate meets the outer bound at some of the points and the fluctuating behavior of the achievable rate is due to the floor-operation involved in the rate expression. In this regime, the transmission of random bits help to compensate for the loss in rate, to some extent. At  $\alpha = 1$ , there exists a point of discontinuity, as no nonzero secrecy rate is achievable. Intuitively, one would expect that the achievable secrecy rate should monotonically decrease with  $\alpha$ , because of the reasoning mentioned above. Interestingly, the achievable secrecy rate increases with increase in the value of  $\alpha$ , when  $1 < \alpha \leq 1.5$ , although the increase is not monotonic in nature due to the floor operation involved in the rate expression. The increase in the achievable secrecy rate arises due to the improved ability of the transmitters to jam the data bits at the unintended receivers by sending random bits as,  $\alpha$  increases. However, when  $1.5 < \alpha < 2$ , the achievable secrecy rate decreases with increase in the value of  $\alpha$  and the outer bound meets the inner bound. When  $\alpha \geq 2$ , it is no longer possible to achieve a nonzero secrecy rate.

In Fig. 14, compared to the  $C = 0$  case, the achievable secrecy rate is higher in all the interference regimes due to the cooperation, except when  $\alpha = 1$ . The cooperation between the transmitters not only eliminates the interference, but at the same time ensures secrecy. Also, the need of transmitting random bits decreases with increase in the value of  $C$ . Interestingly, it is possible to achieve a nonzero secrecy rate even when  $\alpha \geq 2$ , and the achievable scheme is optimal in this case.

### *C. Numerical examples in case of GSIC*

In Fig. 16, the achievable result in Corollary 2 is plotted against  $\alpha$ , for different values of  $C_G$ , with two types of power allocations. In the first case, no power is allotted for transmitting the dummy message. The power allocations for the non-cooperative private message and cooperative private message are discussed below. For the SLDIC, in the weak and moderate interference regimes, the data bits transmitted on the lower levels  $[1 : m - n]$  will not be received at the unintended receiver. For the GSIC, this corresponds to transmitting the non-cooperative

private message such that it is received at the noise floor of the unintended receiver. In the existing literature, this type of power allocation has been used for the private message<sup>3</sup> in the Han-Kobayashi (HK)-scheme [29], and hence, this special case is termed as HKPA (HK-type power allocation) scheme in this paper. The remaining power is allotted for transmitting the cooperative private message. In the second case, the achievable result in Corollary 2, which involves transmission of a dummy message, is plotted. When  $C_G = 0$  and  $\alpha > 0.4$ , the scheme in Corollary 2 outperforms the HKPA scheme. The gain in the achievable rate largely arises from the transmission of the dummy message. When  $C_G = 1$ , the gap between the two schemes decreases, except for the initial part of the weak interference regime.

In Fig. 17, the achievable symmetric secrecy rate in Corollaries 2 and 3 are plotted against  $\alpha$ , for  $C_G = 0$  and  $P = 100$ . Also plotted is the outer bound on the symmetric rate in case of GSIC without the secrecy constraint at receiver [1]. While plotting the outer bound with secrecy constraint, the minimum of the outer bounds derived in this work and outer bounds in [1], [5], [28] is taken for the  $C_G = 0$  case. When  $(0 \leq \alpha \leq 1)$ , the achievable secrecy rate decreases with increase in the value  $\alpha$ . At  $\alpha = 1$ , the achievable secrecy rate becomes zero. But, with further increase in the value of  $\alpha$ , remains an increasing function of  $\alpha$  till around  $\alpha = 1.5$ , after which the achievable secrecy rate starts to decrease with  $\alpha$ . This is due to the fact that the rate of the dummy message sent by one of the users, say user  $j$ , is chosen such that it can be decoded and subtracted from the received signal at the receiver  $i$  ( $i \neq j$ ), but the other receiver  $j$  is not able to decode the dummy message. As the value of  $\alpha$  increases beyond 1.5, the dummy message does not help much in ensuring secrecy of the non-cooperate private message at receiver  $j$ . Also, there is a positive penalty in the achievable rate due to the secrecy constraint at receivers (compared to the rate achievable without the secrecy constraints), except in the weak interference regime.

In Fig. 18, the achievable symmetric secrecy rate is plotted against  $\alpha$  for  $P = 100$  and  $C_G = 1$ , along with the outer bounds. For plotting the outer bound with secrecy constraints, the minimum of the outer bounds derived in this work and the outer bound in [1] is used. When  $\alpha > 1$ , the achievable secrecy rate initially increases, and later decreases with  $\alpha$ . Finally, the achievable

<sup>3</sup>In [29], there is no secrecy constraint at the receiver and the terminology *private* arises due to the fact that this part of the message is not required to be decodable at the unintended receiver.

secrecy rate saturates when ( $\alpha \geq 2$ ), and this is due to the fact that it is no longer possible to transmit any non-cooperative private message and the gain in the achievable secrecy rate as compared to  $C_G = 0$  case is due to cooperation only. Hence, when  $C_G > 0$ , the proposed scheme achieves nonzero secrecy rate in all the interference regimes except for the  $\alpha = 1$  case. Hence, as the value of  $C_G$  increases, it is required to assign lower powers for transmitting the dummy message and the non-cooperative private message. By assigning lower power to the non-cooperative private message, the penalty in the achievable secrecy rate due to stochastic encoding also decreases. In the following example, no power is allocated for transmitting the non-cooperative private message and the dummy message.

In Fig. 19, the achievable symmetric secrecy rate is plotted against  $\alpha$  for  $P = 100$  and  $C_G = 10$ , along with the outer bounds. Here, the achievable secrecy rate and outer bounds are very close to each other. In this case, both the users transmit cooperative private messages only.

#### D. Further remarks

- 1) When ( $0 \leq \alpha \leq \frac{1}{2}$ ), the proposed achievable scheme is found to be optimal for all values of  $C$  in the SLDIC (See Figs. 13 and 14). But, in the Gaussian case, there is a gap between the inner bound and outer bound. In the Gaussian case, it was not possible to send the non-cooperative private message directly as in the case of SLDIC, and some part of the rate is sacrificed in confusing the unintended receiver.
- 2) When ( $\frac{2}{3} < \alpha < 1$ ), it is possible to transmit data bits securely in the higher levels by intelligently choosing the placement of data and random bits, in addition to interference cancelation for the deterministic case. In contrast to the deterministic case, only one of the users transmits dummy information in the Gaussian case. The transmission of dummy information helps to improve the achievable secrecy rate as compared to the case where no dummy information is sent.
- 3) When  $1 < \alpha < 2$  and  $C = 0$  ( $C_G = 0$ ), it is not possible to ensure secrecy without transmission of random bits (dummy information) in case of SLDIC (GSIC).
- 4) In all the interference regimes, the proposed scheme always achieves nonzero secrecy rate with cooperation (i.e.,  $C > 0$  and  $C_G > 0$ ) in case of SLDIC as well as GSIC, except for

the  $\alpha = 1$  case.

- 5) When  $C = n$  and  $\alpha \neq 1$ , i.e., when the cooperative link is as strong as the strength of the interference, the proposed scheme achieves the maximum possible rate of  $\max\{m, n\}$  in case of SLDIC. Also, in the GSIC, when  $C_G \approx \lceil 0.5 \log(1 + h_c^2 P) \rceil$ , the achievable secrecy rate is very close to the outer bound (See Fig. 19).
- 6) The outer bound in Theorem 2 for  $\alpha \geq 2$  helps to establish that sharing random bits through the cooperative link can achieve the optimal rate when  $(0 < C \leq \lceil \frac{m}{2} \rceil)$  in the case of SLDIC. From this outer bound, one can also conclude that it is not possible to achieve a per-user rate greater than  $2C$ , when  $\alpha \geq 2$ . However, in the other interference regimes, it is possible to achieve rates greater than  $2C$  (See Figs. 13 and 14).

## VIII. CONCLUSIONS

This work explored the role of limited-rate transmitter cooperation in facilitating secure communication over 2-user IC. For the deterministic case, the achievable scheme used a combination of interference cancelation, random bit transmission, relaying of the other user's data bits, and time sharing, depending on the values of  $\alpha$  and  $C$ . Also, outer bounds on the secrecy rate were derived for the deterministic case. The novelty in the derivation of the outer bound lies in providing side information to receiver in a carefully chosen manner, use of the secrecy constraints at the receivers, and partitioning the encoded message/output, depending on the value of  $\alpha$ . The study of the deterministic model gave useful insights for obtaining achievable schemes and outer bounds on the secrecy rate for the Gaussian case. The achievable scheme used a combination of Marton's coding scheme and stochastic encoding along with dummy information transmission. It was found that, with limited-rate cooperation, it is possible to achieve nonzero secrecy rate in almost all cases, except when  $\alpha = 1$ . Future work could study extending the achievable scheme proposed for the SLDIC involving the sharing of a combination of random bits and data bits through the cooperative links to the Gaussian case, thereby possibly improving on the achievable rate in the very high interference regime. Another related problem of interest could be the study of the case where the transmitters cannot completely trust each other. The achievable schemes and outer bounds results proposed in this paper can give useful insight and facilitate further

study of IC with secrecy constraints.

## APPENDIX

### A. Proof of Theorem 1

Using Fano's inequality, the rate of user 1 is upper bounded as

$$\begin{aligned}
 NR_1 &\leq I(W_1; \mathbf{y}_1^N) + N\epsilon_1, \\
 &= H(\mathbf{y}_1^N) - H(\mathbf{y}_1^N | W_1) + N\epsilon_1, \\
 &\stackrel{(a)}{\leq} H(\mathbf{y}_1^N) - H(\mathbf{y}_1^N | W_1, \mathbf{x}_1^N) + N\epsilon_1, \\
 &= H(\mathbf{y}_1^N) - H(\mathbf{x}_{2a}^N | W_1, \mathbf{x}_1^N) + N\epsilon_1, \text{ where, } \mathbf{x}_{2a}^N \triangleq \mathbf{D}^{q-n} \mathbf{x}_2^N, \\
 &\leq H(\mathbf{y}_1^N) - H(\mathbf{x}_{2a}^N | W_1, \mathbf{x}_1^N, \mathbf{v}_{12}^N, \mathbf{v}_{21}^N) + N\epsilon_1, \\
 &\stackrel{(b)}{=} H(\mathbf{y}_1^N) - H(\mathbf{x}_{2a}^N | \mathbf{v}_{12}^N, \mathbf{v}_{21}^N) + N\epsilon_1, \\
 \text{or } H(\mathbf{x}_{2a}^N | \mathbf{v}_{12}^N, \mathbf{v}_{21}^N) &\leq H(\mathbf{y}_1^N) - NR_1 + N\epsilon_1, \tag{33}
 \end{aligned}$$

where (a) follows by using the fact that the entropy cannot increase by additional conditioning and (b) follows by using the relation in (3).

Adopting similar steps for user 2, it follows that

$$H(\mathbf{x}_{1a}^N | \mathbf{v}_{12}^N, \mathbf{v}_{21}^N) \leq H(\mathbf{y}_2^N) - NR_2 + N\epsilon_2, \text{ where, } \mathbf{x}_{1a}^N \triangleq \mathbf{D}^{q-n} \mathbf{x}_1^N. \tag{34}$$

Note that in obtaining the outer bounds in (33) and (34), the secrecy constraint at receiver has not been used. Using the secrecy constraint at receiver 2, the rate of user 1 can also be bounded

as follows:

$$\begin{aligned}
NR_1 &\leq I(W_1; \mathbf{y}_1^N) + N\epsilon_1, \\
&\stackrel{(a)}{\leq} I(W_1; \mathbf{y}_1^N, \mathbf{y}_2^N) + N\epsilon_1, \\
&\stackrel{(b)}{=} I(W_1; \mathbf{y}_1^N | \mathbf{y}_2^N) + N\epsilon_1, \\
&\leq H(\mathbf{y}_1^N | \mathbf{y}_2^N) + N\epsilon_1, \\
&\stackrel{(c)}{=} H(\mathbf{y}_1^N, \mathbf{y}_2^N) - H(\mathbf{y}_2^N) + N\epsilon_1, \\
&\stackrel{(d)}{\leq} H(\mathbf{y}_1^N, \mathbf{y}_2^N, \mathbf{x}_{1a}^N, \mathbf{x}_{2a}^N) - H(\mathbf{y}_2^N) + N\epsilon_1, \\
&\stackrel{(e)}{=} H(\mathbf{x}_{1a}^N, \mathbf{x}_{2a}^N) + H(\mathbf{y}_1^N, \mathbf{y}_2^N | \mathbf{x}_{1a}^N, \mathbf{x}_{2a}^N) - H(\mathbf{y}_2^N) + N\epsilon_1, \\
&\stackrel{(f)}{\leq} H(\mathbf{x}_{1a}^N, \mathbf{x}_{2a}^N, \mathbf{v}_{12}^N, \mathbf{v}_{21}^N) + H(\mathbf{y}_1^N, \mathbf{y}_2^N | \mathbf{x}_{1a}^N, \mathbf{x}_{2a}^N) - H(\mathbf{y}_2^N) + N\epsilon_1, \\
&\stackrel{(g)}{\leq} H(\mathbf{v}_{12}^N, \mathbf{v}_{21}^N) + H(\mathbf{x}_{1a}^N | \mathbf{v}_{12}^N, \mathbf{v}_{21}^N) + H(\mathbf{x}_{2a}^N | \mathbf{v}_{12}^N, \mathbf{v}_{21}^N) + H(\mathbf{y}_1^N, \mathbf{y}_2^N | \mathbf{x}_{1a}^N, \mathbf{x}_{2a}^N) \\
&\quad - H(\mathbf{y}_2^N) + N\epsilon_1, \tag{35}
\end{aligned}$$

where (a) is due to a genie providing  $\mathbf{y}_2^N$  to receiver 1; (b) is due to the perfect secrecy condition at receiver 2, i.e.,  $I(W_1; \mathbf{y}_2^N) = 0$ ; (c) is obtained from the joint entropy relation:  $H(\mathbf{y}_1^N, \mathbf{y}_2^N) = H(\mathbf{y}_2^N) + H(\mathbf{y}_1^N | \mathbf{y}_2^N)$ ; (d), (e) and (f): follow from the chain rule for joint entropy; and (g) is obtained using the fact that removing conditioning cannot decrease the entropy.

In deriving the bounds in (33)-(35), one of the difficulties is that the encoded messages are no longer independent due to the cooperation between the transmitters. This problem is overcome by cleverly choosing  $\mathbf{v}_{12}$  and  $\mathbf{v}_{21}$  in a manner that allows one to bound the different entropy terms.

Using (33) and (34), (35) becomes

$$\begin{aligned}
NR_1 &\leq H(\mathbf{v}_{12}^N, \mathbf{v}_{21}^N) + H(\mathbf{y}_1^N) - N[R_1 + R_2] + H(\mathbf{y}_1^N, \mathbf{y}_2^N | \mathbf{x}_{1a}^N, \mathbf{x}_{2a}^N) + N\epsilon_1, \\
\text{or } N[2R_1 + R_2] &\leq H(\mathbf{v}_{12}^N, \mathbf{v}_{21}^N) + H(\mathbf{y}_1^N) + H(\mathbf{D}^{q-m} \mathbf{x}_1^N | \mathbf{x}_{1a}^N) + H(\mathbf{D}^{q-m} \mathbf{x}_2^N | \mathbf{x}_{2a}^N) + N\epsilon_1. \tag{36}
\end{aligned}$$

The above equation is simplified under the following cases.

**Case 1** ( $m \geq n$ ): In this case,  $q = m$  and (36) becomes

$$\begin{aligned} N[2R_1 + R_2] &\leq H(\mathbf{v}_{12}^N, \mathbf{v}_{21}^N) + H(\mathbf{y}_1^N) + H(\mathbf{x}_1^N | \mathbf{x}_{1a}^N) + H(\mathbf{x}_2^N | \mathbf{x}_{2a}^N) + N\epsilon_1, \\ \text{or } R &\leq \frac{1}{3} [2C + 3m - 2n]. \end{aligned} \quad (37)$$

The above equation is obtained using the fact that the entropies  $H(\mathbf{v}_{12}, \mathbf{v}_{21})$ ,  $H(\mathbf{y}_i)$  and  $H(\mathbf{x}_i | \mathbf{x}_{ia})$  are upper bounded by  $2C$ ,  $m$  and  $m - n$ , respectively.

**Case 2** ( $m < n$ ): In this case,  $q = n$  and (36) becomes

$$\begin{aligned} N[2R_1 + R_2] &\leq H(\mathbf{v}_{12}^N, \mathbf{v}_{21}^N) + H(\mathbf{y}_1^N) + H(\mathbf{D}^{n-m} \mathbf{x}_1^N | \mathbf{x}_1^N) + H(\mathbf{D}^{n-m} \mathbf{x}_2^N | \mathbf{x}_2^N) + N\epsilon_1, \\ \text{or } R &\leq \frac{1}{3} [2C + n]. \end{aligned} \quad (38)$$

The above equation is obtained using the fact that the entropies  $H(\mathbf{v}_{12}, \mathbf{v}_{21})$  and  $H(\mathbf{y}_1)$  are upper bounded by  $2C$  and  $n$ , respectively. Also, given  $\mathbf{x}_i^N$ , there is no uncertainty about  $\mathbf{D}^{n-m} \mathbf{x}_i^N$ . Combining (37) and (38) results in (4). This completes the proof.

## B. Proof of Theorem 2

Using Fano's inequality, the rate of user 1 is upper bounded as

$$\begin{aligned} NR_1 &\leq I(W_1; \mathbf{y}_1^N) + N\epsilon_1, \\ &\stackrel{(a)}{\leq} I(W_1; \mathbf{y}_1^N, \mathbf{y}_{2a}^N) + N\epsilon_1, \text{ where } \mathbf{y}_{2a}^N \triangleq (\mathbf{x}_{1a}^N, \mathbf{x}_{1b}^N), \\ &= I(W_1; \mathbf{y}_{2a}^N) + I(W_1; \mathbf{y}_1^N | \mathbf{y}_{2a}^N) + N\epsilon_1, \end{aligned} \quad (39)$$

where (a) is due to a genie providing  $\mathbf{y}_{2a}^N$  to receiver 1. From the secrecy constraint at receiver 2, the following holds:

$$\begin{aligned} I(W_1; \mathbf{y}_2^N) &= 0, \\ \text{or } I(W_1; \mathbf{y}_{2a}^N, \mathbf{y}_{2b}^N) &= 0, \text{ where } \mathbf{y}_{2b}^N = \mathbf{x}_{2a}^N \oplus \mathbf{x}_{1c}^N, \\ \text{or } I(W_1; \mathbf{y}_{2a}^N) + I(W_1; \mathbf{y}_{2b}^N | \mathbf{y}_{2a}^N) &= 0. \end{aligned} \quad (40)$$

As mutual information cannot be negative,  $I(W_1; \mathbf{y}_{2a}^N) = 0$ , and (39) becomes

$$\begin{aligned}
NR_1 &\leq I(W_1; \mathbf{y}_1^N | \mathbf{y}_{2a}^N) + N\epsilon_1, \\
&= H(\mathbf{y}_1^N | \mathbf{y}_{2a}^N) - H(\mathbf{y}_1^N | \mathbf{y}_{2a}^N, W_1) + N\epsilon_1, \\
&\stackrel{(a)}{=} H(\mathbf{x}_{2a}^N, \mathbf{x}_{2b}^N, \mathbf{x}_{1a}^N \oplus \mathbf{x}_{2c}^N | \mathbf{x}_{1a}^N, \mathbf{x}_{1b}^N) - H(\mathbf{x}_{2a}^N, \mathbf{x}_{2b}^N, \mathbf{x}_{1a}^N \oplus \mathbf{x}_{2c}^N | \mathbf{x}_{1a}^N, \mathbf{x}_{1b}^N, W_1) + N\epsilon_1, \\
&= H(\mathbf{x}_2^N | \mathbf{x}_{1a}^N, \mathbf{x}_{1b}^N) - H(\mathbf{x}_2^N | \mathbf{x}_{1a}^N, \mathbf{x}_{1b}^N, W_1) + N\epsilon_1,
\end{aligned} \tag{41}$$

where (a) is obtained by partitioning the message into three parts as shown in Fig. 3(a).

The encoded messages at the transmitters are correlated due to the cooperation between the transmitters. Because of this, it is not straightforward to upper bound or simplify (41). To overcome this problem,  $H(\mathbf{x}_2^N | \mathbf{x}_{1a}^N, \mathbf{x}_{1b}^N)$  is upper bounded by  $H(\mathbf{v}_{12}^N, \mathbf{v}_{21}^N, \mathbf{x}_2^N | \mathbf{x}_{1a}^N, \mathbf{x}_{1b}^N)$ , and the latter is further upper bounded as explained below.

$$\begin{aligned}
NR_1 &\leq H(\mathbf{v}_{12}^N, \mathbf{v}_{21}^N, \mathbf{x}_2^N | \mathbf{x}_{1a}^N, \mathbf{x}_{1b}^N) - H(\mathbf{x}_2^N | \mathbf{x}_{1a}^N, \mathbf{x}_{1b}^N, W_1) + N\epsilon_1, \\
&\stackrel{(a)}{\leq} H(\mathbf{v}_{12}^N, \mathbf{v}_{21}^N | \mathbf{x}_{1a}^N, \mathbf{x}_{1b}^N) + H(\mathbf{x}_2^N | \mathbf{v}_{12}^N, \mathbf{v}_{21}^N, \mathbf{x}_{1a}^N, \mathbf{x}_{1b}^N) - H(\mathbf{x}_2^N | \mathbf{v}_{12}^N, \mathbf{v}_{21}^N, \mathbf{x}_{1a}^N, \mathbf{x}_{1b}^N, W_1) + N\epsilon_1, \\
&\stackrel{(b)}{\leq} H(\mathbf{v}_{12}^N, \mathbf{v}_{21}^N) + H(\mathbf{x}_2^N | \mathbf{v}_{12}^N, \mathbf{v}_{21}^N, \mathbf{x}_{1a}^N, \mathbf{x}_{1b}^N) - H(\mathbf{x}_2^N | \mathbf{v}_{12}^N, \mathbf{v}_{21}^N, \mathbf{x}_{1a}^N, \mathbf{x}_{1b}^N, W_1) + N\epsilon_1, \\
&\stackrel{(c)}{\leq} H(\mathbf{v}_{12}^N, \mathbf{v}_{21}^N) + N\epsilon_1,
\end{aligned}$$

$$\text{or } R_1 \leq 2C, \tag{42}$$

where (a) is due to the fact that conditioning cannot increase the entropy; (b) is due to the fact that removing conditioning cannot decrease the entropy; and (c) is obtained using the relationship in (3). This completes the proof.

### C. Proof of Theorem 3

Using Fano's inequality, rate of user 1 is bounded as

$$\begin{aligned}
NR_1 &\leq I(W_1; \mathbf{y}_1^N) + N\epsilon_1, \\
&\stackrel{(a)}{\leq} I(W_1; \mathbf{y}_1^N, \mathbf{y}_{2a}^N) + N\epsilon_1, \\
&\stackrel{(b)}{=} I(W_1; \mathbf{y}_1^N | \mathbf{y}_{2a}^N) + N\epsilon_1,
\end{aligned}$$



$$\begin{aligned}
&= H(\mathbf{y}_1^N | \mathbf{x}_{1a}^N) - H(\mathbf{y}_1^N | \mathbf{x}_{1a}^N, W_1) + N\epsilon_1, \\
&\leq H(\mathbf{y}_1^N, \mathbf{v}_{12}^N, \mathbf{v}_{21}^N | \mathbf{x}_{1a}^N) - H(\mathbf{y}_1^N | \mathbf{x}_{1a}^N, W_1) + N\epsilon_1, \\
&\leq H(\mathbf{v}_{12}^N, \mathbf{v}_{21}^N | \mathbf{x}_{1a}^N) + H(\mathbf{y}_1^N | \mathbf{v}_{12}^N, \mathbf{v}_{21}^N, \mathbf{x}_{1a}^N) - H(\mathbf{y}_1^N | \mathbf{v}_{12}^N, \mathbf{v}_{21}^N, \mathbf{x}_{1a}^N, W_1) + N\epsilon_1, \\
&\leq H(\mathbf{v}_{12}^N, \mathbf{v}_{21}^N) + H(\mathbf{y}_1^N | \mathbf{v}_{12}^N, \mathbf{v}_{21}^N, \mathbf{x}_{1a}^N) - H(\mathbf{y}_1^N | \mathbf{v}_{12}^N, \mathbf{v}_{21}^N, \mathbf{x}_{1a}^N, W_1) + N\epsilon_1, \\
&\stackrel{(c)}{=} H(\mathbf{v}_{12}^N, \mathbf{v}_{21}^N) + H(\mathbf{x}_{2a}^N, \mathbf{y}_{1b}^N | \mathbf{v}_{12}^N, \mathbf{v}_{21}^N, \mathbf{x}_{1a}^N) - H(\mathbf{x}_{2a}^N, \mathbf{y}_{1b}^N | \mathbf{v}_{12}^N, \mathbf{v}_{21}^N, \mathbf{x}_{1a}^N, W_1) + N\epsilon_1, \\
&= H(\mathbf{v}_{12}^N, \mathbf{v}_{21}^N) + H(\mathbf{x}_{2a}^N | \mathbf{v}_{12}^N, \mathbf{v}_{21}^N, \mathbf{x}_{1a}^N) + H(\mathbf{y}_{1b}^N | \mathbf{v}_{12}^N, \mathbf{v}_{21}^N, \mathbf{x}_{1a}^N, \mathbf{x}_{2a}^N) \\
&\quad - H(\mathbf{x}_{2a}^N | \mathbf{v}_{12}^N, \mathbf{v}_{21}^N, \mathbf{x}_{1a}^N, W_1) - H(\mathbf{y}_{1b}^N | \mathbf{v}_{12}^N, \mathbf{v}_{21}^N, \mathbf{x}_{1a}^N, \mathbf{x}_{2a}^N, W_1) + N\epsilon_1, \\
&\stackrel{(d)}{=} H(\mathbf{v}_{12}^N, \mathbf{v}_{21}^N) + H(\mathbf{y}_{1b}^N | \mathbf{v}_{12}^N, \mathbf{v}_{21}^N, \mathbf{x}_{1a}^N, \mathbf{x}_{2a}^N) - H(\mathbf{y}_{1b}^N | \mathbf{v}_{12}^N, \mathbf{v}_{21}^N, \mathbf{x}_{1a}^N, \mathbf{x}_{2a}^N, W_1) + N\epsilon_1, \tag{43}
\end{aligned}$$

where (a) is due to a genie providing  $\mathbf{y}_{2a}^N$  to receiver 1; (b) is obtained using the secrecy constraint at receiver 2; (c) is obtained by partitioning of the encoded message and output as shown in Fig. 3(b); and (d) is obtained using the relation in (3).

Once again, as the encoded messages at transmitters are correlated, it is not straightforward to bound or simplify the entropy terms in (43). To overcome this problem, the output  $\mathbf{y}_{1b}$  is partitioned into two parts as follows:

- $\mathbf{y}_{1b}^{(1)}$ : contains  $\mathbf{x}_{1a}$  sent by transmitter 1 and the interference caused by transmitter 2 due to transmission on the levels  $[2m - n + 1 : m]$
- $\mathbf{y}_{1b}^{(2)}$ : contains  $\mathbf{x}_{1b}$  sent by transmitter 1 and the interference caused by transmitter 2 due to transmission on the levels  $[1 : 2m - n]$

The partitioning of  $\mathbf{y}_{1b} = (\mathbf{y}_{1b}^{(1)}, \mathbf{y}_{1b}^{(2)})$  is illustrated in the Fig. 3(b). Now consider the second term in (43):

$$\begin{aligned}
&H(\mathbf{y}_{1b}^N | \mathbf{v}_{12}^N, \mathbf{v}_{21}^N, \mathbf{x}_{1a}^N, \mathbf{x}_{2a}^N) \\
&= H(\mathbf{y}_{1b}^{(1)N}, \mathbf{y}_{1b}^{(2)N} | \mathbf{v}_{12}^N, \mathbf{v}_{21}^N, \mathbf{x}_{1a}^N, \mathbf{x}_{2a}^N) \\
&= H(\mathbf{x}_{2b}^N, \mathbf{x}_{2c}^{(1)N} | \mathbf{v}_{12}^N, \mathbf{v}_{21}^N, \mathbf{x}_{1a}^N, \mathbf{x}_{2a}^N) + H(\mathbf{y}_{1b}^{(2)N} | \mathbf{v}_{12}^N, \mathbf{v}_{21}^N, \mathbf{x}_{1a}^N, \mathbf{x}_{2a}^N, \mathbf{y}_{1b}^{(1)N}) \\
&= H(\mathbf{x}_{2b}^N, \mathbf{x}_{2c}^{(1)N} | \mathbf{v}_{12}^N, \mathbf{v}_{21}^N, \mathbf{x}_{2a}^N) + H(\mathbf{y}_{1b}^{(2)N} | \mathbf{v}_{12}^N, \mathbf{v}_{21}^N, \mathbf{x}_{1a}^N, \mathbf{x}_{2a}^N, \mathbf{y}_{1b}^{(1)N}). \tag{44}
\end{aligned}$$

The above equation is obtained using the fact that  $I(\mathbf{x}_{2b}^N, \mathbf{x}_{2c}^{(1)N}; \mathbf{x}_{1a}^N | \mathbf{v}_{12}^N, \mathbf{v}_{21}^N, \mathbf{x}_{2a}^N) = 0$ . This can be obtained using the relation in (3). In a similar way, the third term in (43) can be simplified

as follows:

$$\begin{aligned} & H(\mathbf{y}_{1b}^N | \mathbf{v}_{12}^N, \mathbf{v}_{21}^N, \mathbf{x}_{1a}^N, \mathbf{x}_{2a}^N, W_1) \\ &= H(\mathbf{x}_{2b}^N, \mathbf{x}_{2c}^{(1)N} | \mathbf{v}_{12}^N, \mathbf{v}_{21}^N, \mathbf{x}_{2a}^N) + H(\mathbf{y}_{1b}^{(2)N} | \mathbf{v}_{12}^N, \mathbf{v}_{21}^N, \mathbf{x}_{1a}^N, \mathbf{x}_{2a}^N, \mathbf{y}_{1b}^{(1)N}, W_1). \end{aligned} \quad (45)$$

From (44) and (45), and dropping the last term in (45), (43) becomes

$$\begin{aligned} NR_1 &\leq H(\mathbf{v}_{12}^N, \mathbf{v}_{21}^N) + H(\mathbf{y}_{1b}^{(2)N} | \mathbf{v}_{12}^N, \mathbf{v}_{21}^N, \mathbf{x}_{1a}^N, \mathbf{x}_{2a}^N, \mathbf{y}_{1b}^{(1)N}) + N\epsilon_1, \\ \text{or } R_1 &\leq H(\mathbf{v}_{12}, \mathbf{v}_{21}) + H(\mathbf{y}_{1b}^{(2)}) \leq 2C + 2m - n. \end{aligned} \quad (46)$$

In the above equation, the term  $H(\mathbf{v}_{12}, \mathbf{v}_{21})$  is upper bounded by  $2C$ . From the definition of  $\mathbf{y}_{1b}^{(2)}$ , it can be seen that the term  $H(\mathbf{y}_{1b}^{(2)})$  can be upper bounded by  $2m - n$ . This completes the proof.

#### D. Proof of Theorem 4

Using Fano's inequality, the rate of user-1 is upper bounded as

$$\begin{aligned} NR_1 &\leq I(W_1; \mathbf{y}_1^N) + N\epsilon_1 \stackrel{(a)}{=} I(W_1; \mathbf{y}_2^N) + N\epsilon_1, \\ \text{or } R_1 &\stackrel{(b)}{=} 0, \end{aligned} \quad (47)$$

where (a) is obtained using the fact that  $\mathbf{y}_1 = \mathbf{y}_2$  and (b) is obtained using the perfect secrecy constraint at receiver 2. This completes the proof.

#### E. Details of the achievable scheme for the SLDIC when $(0 < \alpha \leq \frac{2}{3})$

Recall that it is possible to transmit data bits securely on the lower  $m - n$  levels  $[1 : m - n]$  without transmitter cooperation. When  $C = 0$ , if all the bottom  $m - n$  levels are used for transmission, it is easy to see that transmitting on the remaining  $n$  levels either reduces the rate or violates secrecy. But, with cooperation, it is possible to transmit on the upper levels using the scheme proposed here. In this scheme, the transmitters exchange the  $C$  bits they intend to transmit on the levels  $[m - n + 1 : m - n + C]$ , through the cooperative link. Each transmitter precodes the cooperative bits received from the other transmitter by xoring them with the data bits at the levels  $[1 : C]$ . This serves a dual purpose: it cancels the interference caused by the

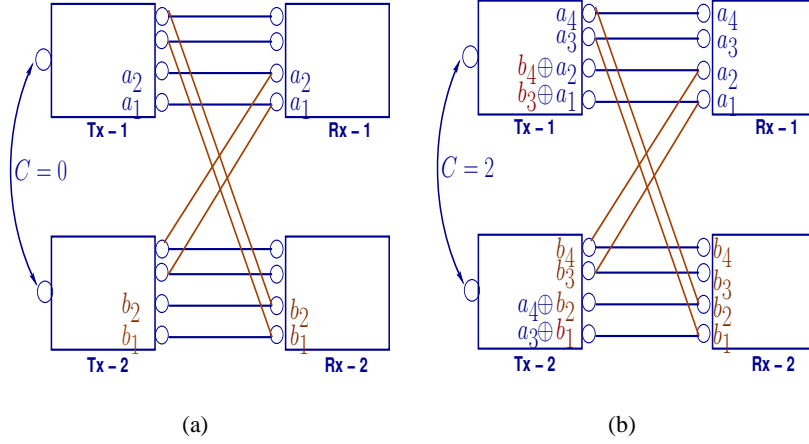


Fig. 4. SLDIC with  $m = 4$  and  $n = 2$ : (a)  $C = 0$  and  $R_s = 2$  and (b)  $C = 2$  and  $R_s = 4$ .

data bits sent by the other transmitter, and also ensures that data bits from the other transmitter remain secure. This scheme is illustrated for  $C = 0$  and  $2$  in Fig. 4. Mathematically, the message of transmitter 1 is encoded as follows:

$$\mathbf{x}_1 = \begin{bmatrix} \mathbf{0}_{(m-(r+C))^+ \times 1} \\ \mathbf{a}_{(r+C) \times 1} \end{bmatrix} \oplus \begin{bmatrix} \mathbf{0}_{(m-C) \times 1} \\ \mathbf{b}_{C \times 1}^c \end{bmatrix}, \quad (48)$$

where  $\mathbf{a} \triangleq [a_{r+C}, a_{r+C-1}, \dots, a_1]^T$  are the own transmitter 1's data bits,  $\mathbf{b}^c \triangleq [b_{r+C}, b_{r+C-1}, \dots, b_{r+1}]^T$  are the cooperative data bits received from transmitter 2, and  $r \triangleq m - n$ . The message of transmitter 2 is encoded in an analogous fashion. The proposed encoding scheme thus achieves the following symmetric secrecy rate:

$$R_s = m - n + C. \quad (49)$$

#### F. Details of the achievable scheme for the SLDIC when $(\frac{2}{3} < \alpha < 1)$

First, note that the links in the SLDIC can be classified into three categories: Type I, Type II, and Type III, as shown in Fig. 5(a). The classification is based on whether the data bits are received without interference or with interference at the intended receiver, and whether or not they cause interference at the unintended receiver. The number of Type I ( $r_1$ ) and Type II ( $r_2$ ) links are  $r_1 = r_2 = \frac{m-l}{2} = m - n$ , where  $l$  is the number of Type III links, which is given by  $l = 2n - m$ . In this case, the achievable scheme uses interference cancelation in addition to random bit transmission.

As the bits transmitted on the Type II links  $[1 : m - n]$  are not received at the unintended receiver, it is possible to transmit at least  $r_2$  bits securely. Data bits transmitted on the Type III/I links (levels  $[m - n + 1 : n]/[n + 1 : m]$ ) will cause interference at the unintended receiver, and it is not possible to ensure secrecy with uncoded data transmission on these levels. As the Type II links are already used up for data transmission, the remaining  $g \triangleq \{n - (r_2 + C)\}^+$  levels can be used for transmission with the help of random bits sent by each transmitter. Transmitter  $i$  sends the random bits in such a way that they superimpose with the data bits sent by the other transmitter, at receiver  $i$ . Thus, the random bits are a form of jamming signal sent by each transmitter to ensure that its own receiver is unable to decode the other transmitter's message. Such a transmission scheme truly exploits the cooperative nature of the transmitters, and works because the transmitters do not deviate from the agreed-upon scheme. Note that, the receiver does not require the knowledge of these random bits in order to decode its own message.

Now, it is required to determine the number of levels of Type I/III links that can be used for data transmission. Notice that bits transmitted on any level get shifted down by  $m - n$  levels at the unintended receiver. In the proposed scheme, transmission occurs in blocks of size  $3(m - n)$  levels, with each block consisting of a sequence of data bits, random bits and zero-bits of size  $m - n$  each, sent on consecutive levels. Such a scheme ensures that the intended data bits are received without interference at the desired receiver, and, data received at the unintended receiver remains secure. The total number of blocks of size  $3r_2$  that can be sent is  $B \triangleq \left\lfloor \frac{g}{3r_2} \right\rfloor$ . Out of the remaining  $t \triangleq g \% \{3r_2\}$  levels, one can use  $q \triangleq \min \{(t - r_2)^+, r_2\}$  levels to send data bits securely; the remaining levels are unused.

Mathematically, the signal  $\mathbf{x}_1$  of transmitter 1 is encoded as follows:

*Case 1* ( $q = 0$ ):

$$\mathbf{x}_1 = \begin{bmatrix} \mathbf{0}_{(m-(r_2+C))^+ \times 1} \\ \mathbf{a}_{(r_2+C) \times 1} \end{bmatrix} \oplus \begin{bmatrix} \mathbf{0}_{(m-C) \times 1} \\ \mathbf{b}_{C \times 1}^c \end{bmatrix} \oplus \begin{bmatrix} \mathbf{a}_{p \times 1}^u \\ \mathbf{0}_{p' \times 1} \end{bmatrix}, \quad (50)$$

where  $\mathbf{a} \triangleq [a_{r_2+C}, a_{r_2+C-1}, \dots, a_1]^T$ ,  $\mathbf{b}^c \triangleq [b_{r_2+C}, b_{r_2+C-1}, \dots, b_{r_2+1}]^T$ ,  $\mathbf{a}^u \triangleq [\mathbf{u}_1, \mathbf{d}_2, \mathbf{z}_3, \mathbf{u}_4, \mathbf{d}_5, \mathbf{z}_6, \dots, \mathbf{u}_{3B-2}, \mathbf{d}_{3B-1}, \mathbf{z}_{3B}]^T$ ,  $\mathbf{u}_l \triangleq [a_{m-(l-1)r_2}, a_{m-(l-1)r_2-1}, \dots, a_{m-lr_2+1}]$ ,  $\mathbf{d}_l \triangleq [d_{m-(l-1)r_2}, d_{m-(l-1)r_2-1}, \dots, d_{m-lr_2+1}]$ ,  $\mathbf{z}_l$  is a zero vector of size  $1 \times r_2$ ,  $p \triangleq 3B(m - n)$  and  $p' \triangleq m - p$ .

The encoding at transmitter 2 is similar.

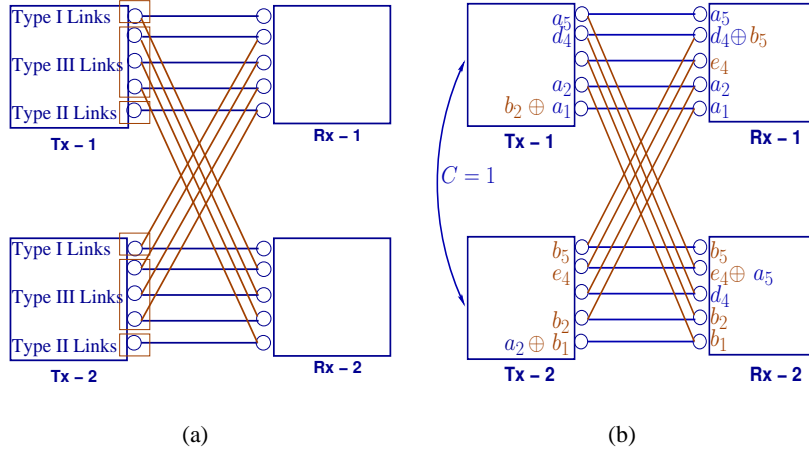


Fig. 5. SLDIC with  $m = 5$  and  $n = 4$ : (a) Different types of links, (b)  $C = 1$  and  $R_S = 3$ .

*Case 2* ( $q \neq 0$ ): The number of data bits that can be sent on the remaining  $t$  levels is  $q = \min\{(t - r_2)^+, r_2\}$ . In this case, the message of transmitter 1 is encoded as follows.

$$\mathbf{x}_1^{\text{mod}} = \mathbf{x}_1 \oplus \begin{bmatrix} \mathbf{0}_{p \times 1} \\ \mathbf{a}'_{t \times 1} \\ \mathbf{0}_{(m-(p+t)) \times 1} \end{bmatrix}, \quad (51)$$

where  $\mathbf{x}_1$  is as defined in (50),  $\mathbf{a}' \triangleq [\mathbf{u}_{11}, \mathbf{u}_{12}, \mathbf{d}_{11}, \mathbf{d}_{12}, \mathbf{z}]^T$ ,  $\mathbf{u}_{11} \triangleq [a_{m-p}, a_{m-p-1}, \dots, a_{m-p-q+1}]$ ,  $\mathbf{d}_{11} \triangleq [d_{m-w}, d_{m-w-1}, \dots, d_{m-w-q+1}]$ . Also,  $\mathbf{u}_{12}$ ,  $\mathbf{d}_{12}$  and  $\mathbf{z}$  are zero vectors of size  $1 \times v$ ,  $1 \times f$ , and  $1 \times v'$ , respectively. Here,  $v \triangleq (r_2 - q)$ ,  $f \triangleq (t - (r_2 + q))^+$ ,  $w \triangleq p + r_2$  and  $v' \triangleq (t - 2r_2)^+$ .

With a little bookkeeping, it can be shown that, the proposed scheme achieves the following symmetric secrecy rate:

$$R_s = m - n + B(m - n) + q + C. \quad (52)$$

#### G. Details of the achievable scheme for the SLDIC when $(1 < \alpha < 2)$

1) *When  $(1 < \alpha \leq 1.5)$ :* The achievable scheme uses transmission of random bits, interference cancelation, or both, depending on the capacity of the cooperative link. The bits received through the cooperative links are transmitted on the levels  $[1 : C]$ . As the links corresponding to the levels  $[1 : n - m]$  are not present at the intended receiver, these links can be directly used to securely

relay the other user's data bits. Any data bits transmitted on the levels higher than  $n - m$  will cause interference. The cooperative data bits transmitted by transmitter  $i$  on the levels higher than  $n - m$ , namely, on levels  $[n - m + 1 : C]$ , can be canceled by transmitter  $j$  by sending the same data bits along with the data bits of user  $i$  ( $i \neq j$ ). Precoding the data with the other user's data bits thus serves a dual purpose: it cancels interference, and simultaneously ensures secrecy, since one does not want the interfering signal to be decodable.

In the remaining higher levels, the transmission of data bits along with random bits happen in a similar way as mentioned for the moderate interference regime. Define the following quantities:  $g \triangleq (m - C)^+$ ,  $B \triangleq \lfloor \frac{g}{3r_2} \rfloor$ ,  $t \triangleq g \% 3r_2$  and  $q \triangleq \min\{(t - r_2)^+, r_2\}$ . Mathematically, the signal of transmitter 1 is encoded as follows:

*Case 1* ( $q = 0$ ):

$$\mathbf{x}_1 = \begin{bmatrix} \mathbf{a}_{p \times 1}^e \\ \mathbf{0}_{s \times 1} \end{bmatrix} \oplus \begin{bmatrix} \mathbf{0}_{(n-C) \times 1} \\ \mathbf{b}_{C \times 1} \end{bmatrix} \oplus \begin{bmatrix} \mathbf{0}_{v \times 1} \\ \mathbf{a}'_{(C-r_2)^+ \times 1} \end{bmatrix}, \quad (53)$$

where  $\mathbf{a}^e \triangleq [\mathbf{d}_1, \mathbf{u}_2, \mathbf{z}_3, \mathbf{d}_4, \mathbf{u}_5, \mathbf{z}_6, \dots, \mathbf{d}_{3B-2}, \mathbf{u}_{3B-1}, \mathbf{z}_{3B}]^T$ ,  $\mathbf{u}_l \triangleq [a_{n-(l-1)r_2}, a_{n-(l-1)r_2-1}, \dots, a_{n-lr_2+1}]$ ,  $\mathbf{d}_l \triangleq [d_{n-(l-1)r_2}, d_{n-(l-1)r_2-1}, \dots, d_{n-lr_2+1}]$ ,  $\mathbf{z}_l$  is a zero vector of size  $1 \times r_2$ ,  $\mathbf{b} \triangleq [b_C, b_{C-1}, \dots, b_1]^T$ ,  $\mathbf{a}^l \triangleq [a_C, a_{C-1}, \dots, a_{r_2+1}]^T$ ,  $p \triangleq 3Br_2$ ,  $s \triangleq n - p$  and  $v \triangleq (n - (C - r_2)^+)$ .

*Case 2* ( $q \neq 0$ ):

$$\mathbf{x}_1^{\text{mod}} = \mathbf{x}_1 \oplus \begin{bmatrix} \mathbf{0}_{w \times 1} \\ \mathbf{a}'_{t \times 1} \\ \mathbf{0}_{s \times 1} \end{bmatrix}, \quad (54)$$

where  $\mathbf{x}_1$  is as defined in (53),  $\mathbf{a}' \triangleq [\mathbf{d}_{11}, \mathbf{d}_{12}, \mathbf{u}_{11}, \mathbf{u}_{12}, \mathbf{z}']^T$ ,  $\mathbf{u}_{11} \triangleq [a_{n-3Br_2-q-v'}, a_{n-3Br_2-q-v'-1}, \dots, a_{n-3Br_2-2q-v'+1}]$ ,  $\mathbf{d}_{11} \triangleq [d_{n-3Br_2}, d_{n-3Br_2-1}, \dots, d_{n-3Br_2-q+1}]$ . Also,  $\mathbf{d}_{12}$ ,  $\mathbf{u}_{12}$  and  $\mathbf{z}'$  are zero vectors of length  $1 \times v'$ ,  $1 \times (t - (2q + f + v'))^+$  and  $1 \times f$ , respectively. Here,  $v' \triangleq (n - m - q)^+$ ,  $f \triangleq (t - 2(q + v'))^+$ ,  $s \triangleq n - m + C$  and  $w \triangleq (n - t - s)^+$ .

The proposed encoding scheme achieves the following symmetric secrecy rate:

$$R_s = B(n - m) + q + C. \quad (55)$$

2) When  $(1.5 < \alpha < 2)$ : The links in the SLDIC can be classified into three categories: Type I, Type II, and Type III, as shown in Fig. 6(a). The classification is based on whether the data bits are received with or without interference at the intended receiver, and whether or not they are received at the intended receiver.

**Case 1** When  $(0 \leq C \leq 2(2n - 3m))$ : In this case, the achievable scheme uses a combination of interference cancelation, transmission of random bits and relaying of the other user's data bits. The data bits transmitted by transmitter  $i$  on the levels associated with Type II links  $[n-m+1 : m]$  will be received at the unintended receiver  $j$  ( $j \neq i$ ). In order to ensure secrecy, transmitter  $j$  transmits random bits on the levels  $[2(n-m)+1 : n]$ . The remaining levels can be used for transmitting the other user's data bits received through cooperation. The cooperative bits are transmitted on the levels corresponding to Type I and Type III links. The  $C_1 \triangleq \lfloor \frac{C}{2} \rfloor$  data bits obtained through cooperation are sent by transmitter  $i$  for transmitter  $j$  ( $i \neq j$ ) on the levels corresponding to Type III links. As these links are not present at receiver  $i$  ( $i \neq j$ ), these bits will remain secure. However, the remaining  $C_2 \triangleq C - C_1$  cooperative bits sent on the levels corresponding to Type I links by transmitter  $i$  will cause interference at receiver  $i$ . The interference caused at receiver  $i$  is eliminated by sending the same  $C_2$  data bits on Type III links by transmitter  $j$  ( $i \neq j$ ) and this simultaneously cancels interference and ensures secrecy. The achievable scheme is shown for  $m = 5$ ,  $n = 8$  and  $C = 2$  in Fig. 6(b).

The signal of transmitter 1 is encoded as follows:

$$\mathbf{x}_1 = \begin{bmatrix} \mathbf{d}_{l \times 1} \\ \mathbf{0}_{(n-l) \times 1} \end{bmatrix} \oplus \begin{bmatrix} \mathbf{0}_{(n-m) \times 1} \\ \mathbf{a}_{l \times 1} \\ \mathbf{0}_{(n-m) \times 1} \end{bmatrix} \oplus \begin{bmatrix} \mathbf{0}_{(n-m-C_2) \times 1} \\ \mathbf{b}_{C_2 \times 1}^u \\ \mathbf{0}_{l \times 1} \\ \mathbf{b}_{C_1 \times 1}^l \\ \mathbf{0}_{(n-m-C_1)^+ \times 1} \end{bmatrix} \oplus \begin{bmatrix} \mathbf{0}_{(n-l-C_2)^+ \times 1} \\ \mathbf{a}'_{C_2 \times 1} \\ \mathbf{0}_{l \times 1} \end{bmatrix}, \quad (56)$$

where  $\mathbf{d} \triangleq [d_n, d_{n-1}, \dots, d_{n-l+1}]^T$ ,  $\mathbf{a} \triangleq [a_l, a_{l-1}, \dots, a_1]^T$ ,  $\mathbf{b}^l \triangleq [b_{n-m}, b_{n-m-1}, \dots, b_{n-m-C_1+1}]^T$ ,  $\mathbf{b}^u \triangleq [b_{m+C_2}, b_{m+C_2-1}, \dots, b_{m+1}]^T$ ,  $\mathbf{a}' \triangleq [a_{m+C_2}, a_{m+C_2-1}, \dots, a_{m+1}]^T$  and  $l \triangleq 2m - n$ .

The proposed scheme achieves the following secrecy rate:

$$R_s = 2m - n + C. \quad (57)$$

**Case 2** When  $(2(2n - 3m) < C \leq n)$ : In this case,  $2(2n - 3m)$  cooperative data bits out of  $C$  cooperative bits obtained through cooperation are used in an analogous way as in the previous case. Define  $C_1 \triangleq C_2 \triangleq 2n - 3m$ . The remaining cooperative bits  $C' \triangleq C - (4n - 6m)$  are used as explained below. Let  $C'' \triangleq \lceil \frac{C'}{3} \rceil$ . The cooperative data bits sent by transmitter  $i$  on the levels corresponding to Type III links will remain secure, as these links are present to the receiver  $j$  ( $i \neq j$ ) only. The number of data bits that can be relayed by transmitter  $i$  for transmitter  $j$  on the levels corresponding to Type III links are:  $C_{T_3} = \min \{2m - n, C''\}$ . The remaining cooperative bits  $C_{\text{rem}} \triangleq (C' - C_{T_3})^+$  are transmitted on the levels corresponding to Type I and II links as explained below. The  $C_{T_1} \triangleq \min \{ \lceil \frac{C_{\text{rem}}}{2} \rceil, 2m - n \}$  cooperative bits sent by transmitter  $i$  cause interference at receiver  $i$ . The interference caused at receiver  $i$  is eliminated by sending the same  $C_{T_1}$  bits on Type II/III links by transmitter  $j$  ( $j \neq i$ ). The remaining  $C_{T_2} \triangleq \min \{2m - n, (C_{\text{rem}} - C_{T_1})^+\}$  bits are transmitted on the Type II links by transmitter  $i$ . These data bits cause interference at receiver  $i$ , which is canceled by transmitter  $j$  ( $i \neq j$ ), by sending the same  $C_{T_2}$  data bits on the Type III links. Depending on the number of levels used, the number of data bits that can be sent on the Type II links with the help of transmission of random bits is  $r_d \triangleq \min \{(2m - n - C_{T_3})^+, 2m - n - C_{T_2}\}$ . The achievable scheme is shown for  $m = 5$ ,  $n = 8$  and  $C = 4$  in Fig. 6(c).

Mathematically, the signal of transmitter 1 is encoded as follows:

$$\mathbf{x}_1 = \begin{bmatrix} \mathbf{0}_{(2m-n) \times 1} \\ \mathbf{b}_{(2n-3m) \times 1}^u \\ \mathbf{0}_{(2m-n) \times 1} \\ \mathbf{b}_{(2n-3m) \times 1}^l \\ \mathbf{0}_{(2m-n) \times 1} \end{bmatrix} \oplus \begin{bmatrix} \mathbf{0}_{(2m-n-C_{T_1}) \times 1} \\ \mathbf{b}_{C_{T_1} \times 1}^u \\ \mathbf{0}_{(2(n-m)-C_{T_3}) \times 1} \\ \mathbf{b}_{C_{T_3} \times 1}^l \end{bmatrix} \oplus \begin{bmatrix} \mathbf{0}_{(m-C_{T_2}) \times 1} \\ \mathbf{b}_{C_{T_2} \times 1}^m \\ \mathbf{0}_{(n-m) \times 1} \end{bmatrix} \oplus \begin{bmatrix} \mathbf{0}_{m \times 1} \\ \mathbf{a}_{(2n-3m) \times 1}^u \\ \mathbf{0}_{(2m-n-C_{T_2}) \times 1} \\ \mathbf{a}_{C_{T_2} \times 1}^m \end{bmatrix} \oplus \begin{bmatrix} \mathbf{0}_{(m-C_{T_1}) \times 1} \\ \mathbf{a}_{C_{T_1} \times 1}^u \\ \mathbf{0}_{(n-m) \times 1} \end{bmatrix} \oplus \begin{bmatrix} \mathbf{d}_{r_d \times 1} \\ \mathbf{0}_{(n-m-r_d) \times 1} \\ \mathbf{a}_{r_d \times 1}^e \\ \mathbf{0}_{(m-r_d) \times 1} \end{bmatrix}, \quad (58)$$

where  $\mathbf{b}^l \triangleq [b_{n-m}, b_{n-m-1}, \dots, b_{2m-n+1}]^T$ ,  $\mathbf{b}^u \triangleq [b_{2(n-m)}, b_{2(n-m)-1}, \dots, b_{m+1}]^T$ ,  $\mathbf{b}'^l \triangleq [b_{C_{T_3}}, b_{C_{T_3}-1}, \dots, b_1]^T$ ,  $\mathbf{b}'^u \triangleq [b_{2(n-m)+C_{T_1}}, b_{2(n-m)+C_{T_1}-1}, \dots, b_{2(n-m)+1}]^T$ ,  $\mathbf{b}^m \triangleq [b_{n-m+C_{T_2}},$



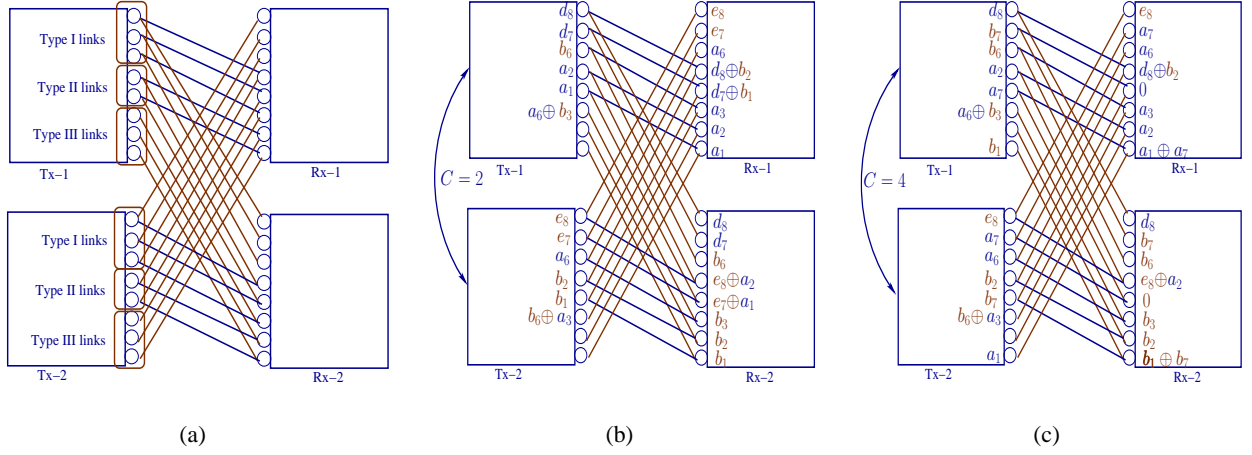


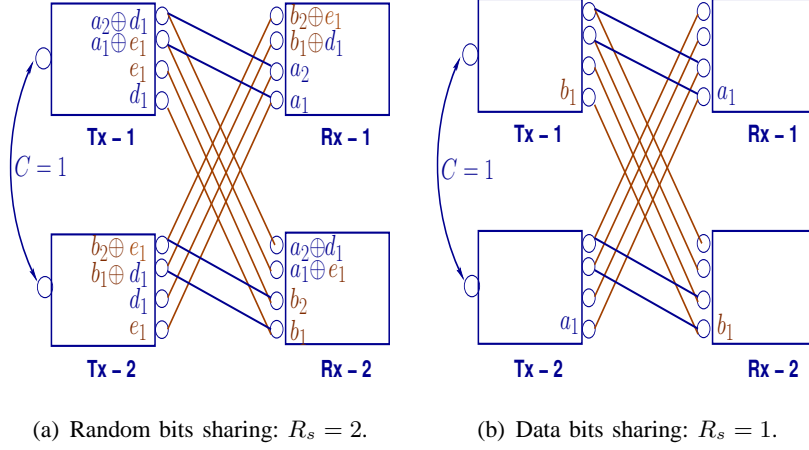
Fig. 6. SLDIC with  $m = 5$  and  $n = 8$ : (a) Different types of links, (b)  $C = 2$ ,  $R_S = 4$  (c)  $C = 4$ ,  $R_S = 5$ .

$b_{n-m+C_{T_2}-1}, \dots, b_{n-m+1}]^T$ ,  $\mathbf{a}^u \triangleq [a_{2(n-m)}, a_{2(n-m)-1}, \dots, a_{m+1}]^T$ ,  $\mathbf{a}^m \triangleq [a_{n-m+C_{T_2}}, a_{n-m+C_{T_2}-1}, \dots, a_{n-m+1}]^T$ ,  $\mathbf{a}'^u \triangleq [a_{2(n-m)+C_{T_1}}, a_{2(n-m)+C_{T_1}-1}, \dots, a_{2(n-m)+1}]^T$ ,  $\mathbf{d} \triangleq [d_n, d_{n-1}, \dots, d_{n-r_d+1}]^T$  and  $\mathbf{a}^e \triangleq [a_{2m-n}, a_{2m-n-1}, \dots, a_{2m-n-r_d+1}]^T$ . The proposed scheme achieves the following secrecy rate:

$$R_s = 2(2n - 3m) + C_{T_1} + C_{T_2} + C_{T_3} + r_d. \quad (59)$$

#### H. Details of the achievable scheme for the SLDIC when $(\alpha \geq 2)$

1) When  $0 < C \leq \frac{m}{2}$  and  $m$  is even: In this case, interestingly, transmitters share only random bits through the cooperative links. Each transmitter generates  $C$  random bits independent of data bits with  $\text{Bern}(\frac{1}{2})$ . The achievable scheme involves transmitting the data bits xored with the random bits. The same random bits are transmitted by the other transmitter, so as to cancel them out at the desired receiver. In contrast to the achievable schemes in Secs. IV-B and IV-D, the random bits transmission causes jamming to the unintended receiver only. Through careful observation it is found that sharing random bits through the cooperative links can achieve higher secrecy rate compared to sharing data bits only. The achievable scheme is illustrated for random bits sharing and data bits sharing for  $C = 1$  in Figs. 7(a) and 7(b), respectively.

Fig. 7. SLDIC with  $m = 2$  and  $n = 4$ 

In this case, the signal of transmitter 1 is encoded as follows:

$$\mathbf{x}_1 = \begin{bmatrix} \mathbf{0}_{(m-2C)^+ \times 1} \\ \mathbf{a}_{2C \times 1} \\ \mathbf{0}_{(n-m) \times 1} \end{bmatrix} \oplus \begin{bmatrix} \mathbf{0}_{(n-2C) \times 1} \\ \mathbf{d}_{2C \times 1}^1 \end{bmatrix} \oplus \begin{bmatrix} \mathbf{0}_{(m-2C)^+ \times 1} \\ \mathbf{d}_{2C \times 1}^2 \\ \mathbf{0}_{(n-m) \times 1} \end{bmatrix}, \quad (60)$$

where  $\mathbf{a} \triangleq [a_{2C}, a_{2C-1}, \dots, a_1]^T$ ,  $\mathbf{d}^1 \triangleq [e_C, d_C, \dots, e_1, d_1]^T$  and  $\mathbf{d}^2 \triangleq [d_C, e_C, \dots, d_1, e_1]^T$ . The proposed scheme achieves the following secrecy rate:

$$R_s = 2C. \quad (61)$$

Note that, with data bits sharing, the achievable scheme achieves

$$R_s = C. \quad (62)$$

Hence, under the proposed scheme, one can achieve higher rate by sharing random bits than by sharing the data bits.

2) When  $(\frac{m}{2} < C \leq n - \frac{3m}{2})$  and  $m$  is even: In this case, the transmitters exchange  $\frac{m}{2}$  random bits and  $(C - \frac{m}{2})$  data bits. The random bits are used in an analogous fashion as described in the previous subsection. The links corresponding to the levels from  $[m+1 : n-m]$  are present only at the unintended receiver and data bits transmitted on these levels are received without interference at the unintended receiver. Hence, any data bits of the other user relayed using these

levels will remain secure. In this case, the signal of transmitter 1 is encoded as follows:

$$\mathbf{x}_1 = \begin{bmatrix} \mathbf{a}_{m \times 1} \\ \mathbf{0}_{(n-m) \times 1} \end{bmatrix} \oplus \begin{bmatrix} \mathbf{0}_{(n-m) \times 1} \\ \mathbf{d}_{m \times 1}^1 \end{bmatrix} \oplus \begin{bmatrix} \mathbf{d}_{m \times 1}^2 \\ \mathbf{0}_{(n-m) \times 1} \end{bmatrix} \oplus \begin{bmatrix} \mathbf{0}_{(n-C-\frac{m}{2}) \times 1} \\ \mathbf{b}_{(C-\frac{m}{2}) \times 1}^c \\ \mathbf{0}_{m \times 1} \end{bmatrix}, \quad (63)$$

where  $\mathbf{a} \triangleq [a_m, a_{m-1}, \dots, a_1]^T$ ,  $\mathbf{d}^1 \triangleq [e_{\frac{m}{2}}, d_{\frac{m}{2}}, \dots, e_1, d_1]^T$ ,  $\mathbf{d}^2 \triangleq [d_{\frac{m}{2}}, e_{\frac{m}{2}}, \dots, d_1, e_1]^T$  and  $\mathbf{b}^c \triangleq [b_{\frac{m}{2}+C}, b_{\frac{m}{2}+C-1}, \dots, b_{m+1}]^T$ .

The proposed scheme achieves the following secrecy rate:

$$R_s = \frac{m}{2} + C. \quad (64)$$

3) *When  $(n - \frac{3m}{2} < C < n - \frac{m}{2})$  and  $m$  is even:* The novelty of the proposed scheme is in precoding the data bits of the user partly with the other user's data bits and/or with random bits. The random bits used for precoding may be generated at its own transmitter or obtained from the other transmitter through the cooperative link. Then, by appropriately transmitting data bits or random bits on the levels of the SLDIC, the random bits are canceled at the intended receiver, or the data bits of the other user are canceled out at the unintended receiver. The details of the achievable scheme is as follows.

The achievable scheme uses transmission of random bits, interference cancelation, time sharing and relaying of the other user's data bits. The transmitters share a combination of random bits and data bits through the cooperative links. To simplify the understanding of the achievable scheme, first consider the  $\alpha = 2$  case. In this case, both the transmitters share  $\frac{m}{2}$  random bits along with  $C_1 \triangleq C - \frac{m}{2}$  data bits. In the first time slot, transmitter 1 sends  $m$  random bits ( $d_i$  and  $e_i$ ) on alternate levels in  $[1 : m]$ . In order to eliminate the interference caused by these random bits at receiver 2, the data bits of transmitter 2 are precoded (xored) with these  $m$  random bits and transmitted on the levels from  $[m + 1 : 2m]$  from transmitter 2. The random bits are not canceled at receiver 1. Further, receiver 1 has no knowledge of these random bits. Hence, it cannot decode the bits intended to receiver 2. Also, the data bits of transmitter 2 received through the cooperative link are transmitted at the upper levels  $[n - C_1 + 1 : n]$  from transmitter 1. Again, in order to ensure secrecy at receiver 1, transmitter 2 sends the same data bits at levels  $[m - C_1 + 1 : m]$  along with the  $C_1$  data bits of transmitter 1, also received through cooperation.

This not only cancels the interference due to the bits sent on levels  $[n - C_1 + 1 : n]$  at receiver 1, but also enables transmitter 2 to relay the data bits of transmitter 1.

In the remaining upper levels  $[m + 1 : n - C_1]$ , transmitter 1 sends its own data bits xored with random bits. Transmitter 2 transmits the same random bits on levels  $[1 : C_1]$  to cancel the random bits at receiver 1. In this way, transmitter 1 sends  $m - C_1$  data bits of its own and  $C_1$  data bits of transmitter 2, in the first time slot. Simultaneously, transmitter 2 is able to send  $m$  data bits of its own and  $C_1$  data bits of transmitter 1. In the second time slot, the roles of transmitters 1 and 2 are reversed.

In contrast to the achievable schemes for other interference regimes, transmitters exchange both random bits and data bits through the cooperative links. However, as the capacity of the cooperative links increases, it is required to exchange less number of random bits. Figures 8(a) and 8(b) illustrate the scheme for  $m = 2$  and  $n = 4$ , with  $C = 2$  bits.

When  $\alpha > 2$ , it is straightforward to extend the achievable scheme described above. Both the transmitter exchanges  $\frac{m}{2}$  random bits and  $C' \triangleq C - \frac{m}{2}$  data bits. Out of  $C'$  data bits obtained through cooperation,  $n - 2m$  data bits are securely relayed using the levels  $[m + 1 : n - m]$ . The  $m$  random bits and the remaining  $C_1 \triangleq C' - n + 2m$  data bits obtained through cooperation are used in a similar manner as explained for the  $\alpha = 2$  case. The signal of transmitter 1 in the first time slot is encoded as follows:

$$\mathbf{x}_1 = \begin{bmatrix} \mathbf{0}_{(n-m) \times 1} \\ \mathbf{d}_{m \times 1}^1 \end{bmatrix} \oplus \begin{bmatrix} \mathbf{b}_{C_1 \times 1}^c \\ \mathbf{a}_{(m-C_1) \times 1} \oplus \mathbf{d}_{(m-C_1) \times 1}^2 \\ \mathbf{0}_{(n-m) \times 1} \end{bmatrix} \oplus \begin{bmatrix} \mathbf{0}_{m \times 1} \\ \mathbf{b}'^c_{(n-2m) \times 1} \\ \mathbf{0}_{m \times 1} \end{bmatrix}, \quad (65)$$

where  $\mathbf{d}^1 \triangleq [e_{m/2}, d_{m/2}, \dots, e_1, d_1]^T$ ,  $\mathbf{b}^c \triangleq [b_n, b_{n-1}, \dots, b_{n-C_1+1}]^T$ ,  $\mathbf{a} \triangleq [a_{m-C_1}, \dots, a_2, a_1]^T$ ,  $\mathbf{d}^2 \triangleq [d_q, e_q, \dots, d_1, e_1]^T$  if  $m - C_1$  is even,  $\mathbf{d}^2 \triangleq [e_{q+1}, d_q, e_q, \dots, d_1, e_1]^T$  if  $m - C_1$  is odd,  $q \triangleq \lfloor \frac{m-C_1}{2} \rfloor$  and  $\mathbf{b}'^c \triangleq [b_{n-m}, b_{n-m-1}, \dots, b_{m+1}]^T$ .

The signal of transmitter 2 in the first time slot is encoded as follows:

$$\mathbf{x}_2 = \begin{bmatrix} \mathbf{b}_{m \times 1} \oplus \mathbf{e}_{m \times 1}^2 \\ \mathbf{0}_{(n-m) \times 1} \end{bmatrix} \oplus \begin{bmatrix} \mathbf{0}_{(n-m) \times 1} \\ \mathbf{b}_{C_1 \times 1}^l \oplus \mathbf{a}_{C_1 \times 1}^c \\ \mathbf{e}_{(m-C_1) \times 1}^1 \end{bmatrix} \oplus \begin{bmatrix} \mathbf{0}_{m \times 1} \\ \mathbf{a}'^c_{(n-2m) \times 1} \\ \mathbf{0}_{m \times 1} \end{bmatrix}, \quad (66)$$

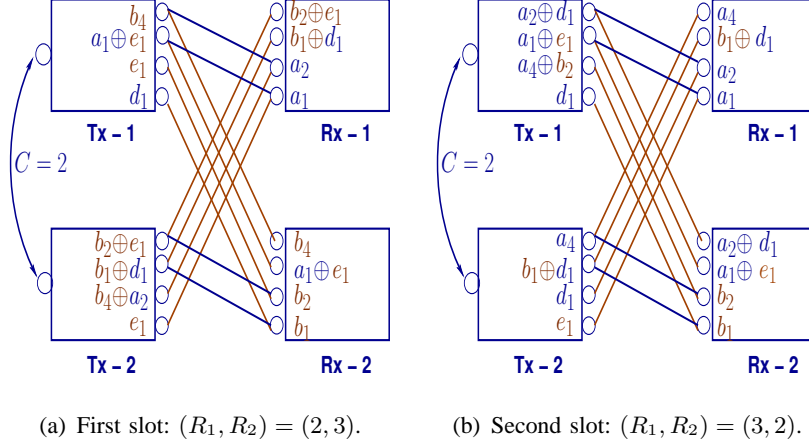


Fig. 8. SLDIC with  $m = 2$  and  $n = 4$ :  $C = 2$  and  $R_s = 2.5$ .

where  $\mathbf{b} \triangleq [b_m, b_{m-1}, \dots, b_1]^T$ ,  $\mathbf{e}^2 \triangleq [e_{m/2}, d_{m/2}, \dots, e_1, d_1]^T$ ,  $\mathbf{b}^l \triangleq [b_n, b_{n-1}, \dots, b_{n-C_1+1}]^T$ ,  $\mathbf{a}^c \triangleq [a_m, a_{m-1}, \dots, a_{m-C_1+1}]^T$ ,  $\mathbf{e}^1 \triangleq [d_q, e_q, \dots, d_1, e_1]^T$  if  $m-C_1$  is even,  $\mathbf{e}^1 \triangleq [e_{q+1}, d_q, e_q, \dots, d_1, e_1]^T$  if  $m-C_1$  is odd,  $q \triangleq \lfloor \frac{m-C_1}{2} \rfloor$  and  $\mathbf{a}'^c \triangleq [a_{n-m}, a_{n-m-1}, \dots, a_{m+1}]^T$ . In the second time slot, the encoding for transmitters 1 and 2 is reversed. The proposed scheme achieves the following secrecy rate:

$$R_s = \frac{n}{2} - \frac{m}{4} + \frac{C}{2}. \quad (67)$$

4) When  $(n - \frac{m}{2} \leq C \leq n)$  and  $m$  is even: In this case, both the transmitters share  $C$  data bits and the achievable scheme uses interference cancelation. The signal of transmitter 1 is encoded as follows:

$$\mathbf{x}_1 = \begin{bmatrix} \mathbf{0}_{(n-C+m) \times 1} \\ \mathbf{a}_{(C-m) \times 1} \end{bmatrix} \oplus \begin{bmatrix} \mathbf{0}_{(n-C) \times 1} \\ \mathbf{b}_{C \times 1} \end{bmatrix}, \quad (68)$$

where  $\mathbf{a} = [a_C, a_{C-1}, \dots, a_{m+1}]^T$  and  $\mathbf{b} = [b_C, b_{C-1}, \dots, b_1]^T$ . The proposed scheme achieves the following secrecy rate.

$$R_s = C. \quad (69)$$

5) When  $0 < C \leq \frac{m+1}{2}$  and  $m$  is odd: The achievable scheme and encoding of the message are analogous to that mentioned for the  $(0 < C \leq \frac{m}{2})$  and even valued  $m$  case. The proposed scheme achieves the following secrecy rate:

$$R_s = \min\{2C, m\}. \quad (70)$$

6) When  $\frac{m+1}{2} < C \leq \frac{2n-3m+1}{2}$  and  $m$  is odd: In this case, the achievable scheme is analogous to that mentioned for the  $(\frac{m}{2} < C \leq n - \frac{3m}{2})$  and even valued  $m$  case. The signal of transmitter 1 is encoded as follows:

$$\mathbf{x}_1 = \begin{bmatrix} \mathbf{d}_{m \times 1}^u \oplus \mathbf{a}_{m \times 1}^u \\ \mathbf{0}_{(n-2m) \times 1} \\ \mathbf{d}_{m \times 1}^l \end{bmatrix} \oplus \begin{bmatrix} \mathbf{0}_{(n-m-C') \times 1} \\ \mathbf{b}_{C' \times 1}^c \\ \mathbf{0}_{m \times 1} \end{bmatrix}, \quad (71)$$

where  $\mathbf{d}^u \triangleq [e_{\frac{m+1}{2}}, \dots, d_1, e_1]^T$ ,  $\mathbf{a}^u \triangleq [a_m, a_{m-1}, \dots, a_1]^T$ ,  $\mathbf{d}^l \triangleq [d_{\frac{m+1}{2}}, \dots, e_1, d_1]^T$ ,  $\mathbf{b}^c \triangleq [b_{m+C'}, b_{m+C'-1}, \dots, b_{m+1}]^T$  and  $C' \triangleq C - \frac{m+1}{2}$ . The proposed scheme achieves the following secrecy rate:

$$R_s = m + \min \left\{ C - \frac{m+1}{2}, n - 2m \right\}. \quad (72)$$

7) When  $\frac{2n-3m+1}{2} < C \leq n$  and  $m$  is odd: In this case, the achievable scheme is similar to that described for the  $(n - \frac{3m}{2} < C < n - \frac{m}{2})$  and even valued  $m$  case, with minor differences in the way the encoding is performed. For simplicity of exposition, the encoding scheme is explained for the  $\alpha = 2$  case. Now define the following quantities:  $C_1^{uu} = \lceil \frac{C}{2} \rceil$ ,  $C_2^{lu} = C_1^{uu}$ ,  $C_1^{ul} = (m - C_1^{uu})^+$ ,  $C_2^{ll} = C_1^{ul}$ ,  $C_1^r = \lceil \frac{C_1^{ul}}{2} \rceil$ ,  $C_1^{lu} = (C - C_1^{uu} - C_1^r)^+$ ,  $C_1^{ll} = \min\{2C_1^r, (m - C_1^{lu})^+\}$ ,  $C_2^{ul} = C_1^{ll}$ ,  $C_2^r = \max \left\{ \lceil \frac{C_2^{ul}}{2} \rceil, \lfloor \frac{C_2^{ul}}{2} \rfloor \right\}$ ,  $C_2^{uu} = (C - C_2^{lu} - C_2^r)^+$ . In the first time slot, transmitter 1 sends  $C_1^{uu}$  data bits of transmitter 2 received through cooperation on the upper levels  $[n - C_1^{uu} + 1 : n]$ . In order to ensure secrecy at receiver 1, transmitter 2 sends the same data bits at levels  $[m - C_2^{lu} + 1 : m]$  along with the  $C_2^{lu}$  data bits of transmitter 1, also received through cooperation. In the remaining upper levels  $[m + 1 : n - C_1^{uu}]$ , transmitter 1 sends  $C_1^{ul}$  of its own data bits, xored with random bits. Transmitter 2 sends the same random bits on levels  $[1 : C_2^{ll}]$  to cancel the random bits at receiver 1. The number of random cooperative bits in such a transmission is  $C_1^r$ . Also, transmitter 1 relays  $C_1^{lu}$  data bits of transmitter 2 received through cooperation on the levels  $[m - C_1^{lu} + 1 : m]$ . As the links corresponding to these levels are not present to receiver 1,

these data bits remain secure. Transmitter 1 sends  $C_1^{ll}$  random bits on the levels  $[1 : C_1^{ll}]$  to ensure secrecy of user 2's data. Transmitter 2 sends its  $C_2^{ul} = C_1^{ll}$  data bits precoded with the same random bits transmitted on the levels  $[1 : C_1^{ll}]$ , to eliminate the random bits at receiver 2. The number of cooperative random bits used by transmitter 2 is  $C_2^r$ . Then, transmitter 2 can relay the remaining  $C_2^{uu}$  cooperative data bits on the upper levels  $[n - C_2^{uu} + 1 : n]$ . As these bits will cause interference at receiver 2, transmitter 1 sends the same data bits on the levels  $[m - C_2^{uu} + 1 : m]$  to cancel the interference at receiver 2.

When  $\alpha > 2$ , it is straightforward to extend the achievable scheme described above. In the first time slot, the signal of transmitter 1 is encoded as follows:

$$\mathbf{x}_1 = \begin{bmatrix} \mathbf{b}_{C_1^{uu} \times 1}^{uu} \\ \mathbf{a}_{C_1^{ul} \times 1}^{ul} \oplus \mathbf{d}_{C_1^{ul} \times 1}^{ul} \\ \mathbf{0}_{(n-C_1^{uu}-C_1^{ul}) \times 1} \end{bmatrix} \oplus \begin{bmatrix} \mathbf{0}_{(n-m) \times 1} \\ \mathbf{b}_{C_1^{lu} \times 1}^{lu} \\ \mathbf{0}_{(m-C_1^{lu}-C_1^{ul}) \times 1} \\ \mathbf{d}_{C_1^{ll} \times 1}^{ll} \end{bmatrix} \oplus \begin{bmatrix} \mathbf{0}_{m \times 1} \\ \mathbf{b}_{(n-2m) \times 1}^c \\ \mathbf{a}_{C_2^{uu} \times 1}^{lu} \\ \mathbf{0}_{(m-C_2^{uu}) \times 1} \end{bmatrix}, \quad (73)$$

where  $\mathbf{b}^{uu} \triangleq [b_n, b_{n-1}, \dots, b_{n-C_1^{uu}+1}]^T$ ,  $\mathbf{b}^{lu} \triangleq [b_m, b_{m-1}, \dots, b_{m-C_1^{lu}+1}]^T$ ,  $\mathbf{a}^{ul} \triangleq [a_{C_1^{ul}}, a_{C_1^{ul}-1}, \dots, a_1]^T$ ,  $\mathbf{d}^{ul} \triangleq [d_{C_1^r}, e_{C_1^r}, \dots, d_1, e_1]^T$  if  $C_1^{ul}$  is even,  $\mathbf{d}^{ul} \triangleq [e_{C_1^r}, d_{C_1^r-1}, e_{C_1^r-1}, \dots, d_1, e_1]^T$  if  $C_1^{ul}$  is odd,  $\mathbf{a}^{lu} \triangleq [a_n, a_{n-1}, \dots, a_{n-C_2^{uu}+1}]^T$ ,  $\mathbf{d}^{ll} \triangleq [e_{\frac{C_1^{ll}}{2}}, d_{\frac{C_1^{ll}}{2}}, \dots, e_1, d_1]^T$  if  $C_1^{ll}$  is even,  $\mathbf{d}^{ll} \triangleq [d_{\lceil \frac{C_1^{ll}}{2} \rceil}, e_{\lceil \frac{C_1^{ll}}{2} \rceil-1}, d_{\lceil \frac{C_1^{ll}}{2} \rceil-1}, \dots, e_1, d_1]^T$  if  $C_1^{ll}$  is odd and  $\mathbf{b}^c \triangleq [b_{n-m}, b_{n-m-1}, \dots, b_{m+1}]^T$ . The signal of transmitter 2 is encoded as follows:

$$\mathbf{x}_2 = \begin{bmatrix} \mathbf{0}_{(m-C_2^{ul}) \times 1}^{uu} \\ \mathbf{b}_{C_2^{ul} \times 1}^{ul} \\ \mathbf{0}_{(n-2m) \times 1} \\ \mathbf{b}_{C_2^{lu} \times 1}^{lu} \\ \mathbf{0}_{(m-C_2^{lu}) \times 1} \end{bmatrix} \oplus \begin{bmatrix} \mathbf{a}_{C_2^{uu} \times 1}^{uu} \\ \mathbf{0}_{(m-C_2^{uu}) \times 1} \\ \mathbf{a}_{(n-2m) \times 1}^c \\ \mathbf{a}_{C_2^{lu} \times 1}^{lu} \\ \mathbf{0}_{(m-C_2^{lu}) \times 1} \end{bmatrix} \oplus \begin{bmatrix} \mathbf{0}_{(n-C_2^{ll}) \times 1} \\ \mathbf{e}_{C_2^{ll} \times 1}^{ll} \end{bmatrix} \oplus \begin{bmatrix} \mathbf{0}_{(m-C_2^{ul}) \times 1} \\ \mathbf{e}_{C_2^{ul} \times 1}^{ul} \\ \mathbf{0}_{(n-m) \times 1} \end{bmatrix}, \quad (74)$$

where  $\mathbf{b}^{ul} \triangleq [b_{C_2^{ul}}, b_{C_2^{ul}-1}, \dots, b_1]^T$ ,  $\mathbf{b}^{lu} \triangleq [b_n, b_{n-1}, \dots, b_{n-C_2^{lu}+1}]^T$ ,  $\mathbf{a}^{uu} \triangleq [a_n, a_{n-1}, \dots, a_{n-C_2^{uu}+1}]^T$ ,  $\mathbf{a}^c \triangleq [a_{n-m}, a_{n-m-1}, \dots, a_{m+1}]^T$ ,  $\mathbf{a}^{lu} \triangleq [a_m, a_{m-1}, \dots, a_{m-C_2^{lu}+1}]^T$ ,  $\mathbf{e}^{ll} \triangleq [d_{\frac{C_2^{ll}}{2}}, e_{\frac{C_2^{ll}}{2}}, \dots, d_1, e_1]^T$  if  $C_2^{ll}$  is even,  $\mathbf{e}^{ll} \triangleq [e_{\lceil \frac{C_2^{ll}}{2} \rceil}, d_{\lceil \frac{C_2^{ll}}{2} \rceil-1}, \dots, d_1, e_1]^T$  if  $C_2^{ll}$  is odd,  $\mathbf{e}^{ul} \triangleq [e_{\frac{C_2^{ul}}{2}}, d_{\frac{C_2^{ul}}{2}}, \dots, e_1, d_1]^T$  if  $C_2^{ul}$  is even and  $\mathbf{e}^{ul} \triangleq [d_{\lceil \frac{C_2^{ul}}{2} \rceil}, e_{\lceil \frac{C_2^{ul}}{2} \rceil-1}, \dots, e_1, d_1]^T$  if  $C_2^{ul}$  is odd.

In the second time slot, the encoding scheme is reversed for transmitters 1 and 2. The proposed scheme achieves the following secrecy rate:

$$R_s = n - 2m + \frac{1}{2} [C_1^{ul} + 2C_1^{uu} + C_2^{uu} + C_1^{lu} + C_2^{ul}]. \quad (75)$$

### I. Proof of Theorem 5

The proof involves analyzing the error probability at the encoder and decoder along with equivocation computation. One of the novelties in obtaining the achievable scheme lies in the choice of the cooperative private auxiliary codewords  $\mathbf{u}_1$ , and  $\mathbf{u}_2$  so that the codeword carrying the cooperative private part of the message ( $w_{cpi}$ ) is canceled at the unintended receiver. This simultaneously eliminates interference and ensures secrecy of the cooperative private message. For ensuring secrecy of the non-cooperative private message, it is required to show that the weak secrecy constraint is satisfied at the receiver  $j$ , i.e.,  $H(W_{pi}|\mathbf{y}_j^N) \geq N[R_{pi} - \epsilon_s]$ . In the equivocation computation, the main novelty lies in choosing the value of the rate sacrificed in confusing the unintended receiver ( $R'_{pi}$ ) and rate of the dummy message ( $R_{di}$ ) so that the weak secrecy constraint is satisfied.

*1) Analysis of the probability of error:* In the following, the probability of error is analyzed at the encoder and the decoder.

**Encoding error:** The Marton's coding scheme will succeed if the transmitters 1 and 2 can find at least one jointly typical sequence pair  $(\mathbf{u}_1^N, \mathbf{u}_2^N)$ . This is possible, provided the following conditions are satisfied.

$$\begin{aligned} R_{cp1} &\leq \tilde{R}_{cp1}, R_{cp2} \leq \tilde{R}_{cp2}, \\ R_{cp1} &\leq C_G, R_{cp2} \leq C_G, \\ \tilde{R}_{cp1} - R_{cp1} + \tilde{R}_{cp2} - R_{cp2} &\geq I(\mathbf{u}_1; \mathbf{u}_2). \end{aligned} \quad (76)$$

When  $\mathbf{u}_1$  and  $\mathbf{u}_2$  are chosen independent of each other,  $I(\mathbf{u}_1; \mathbf{u}_2) = 0$ . Given  $R_{cp1} \leq \tilde{R}_{cp1}$  and  $R_{cp2} \leq \tilde{R}_{cp2}$ , the last condition in (76) becomes redundant.

**Decoding error:** Define the following event

$$E_{ijk} = \{(\mathbf{y}_1^N, \mathbf{x}_{p1}^N(i, j), \mathbf{u}_1^N(k)) \in T_\epsilon^N(P_{Y_1 X_{p1} U_1})\}, \quad (77)$$



where  $T_\epsilon^N(P_{Y_1 X_{p1} U_1})$  denotes the set of jointly typical sequences  $\mathbf{y}_1, \mathbf{x}_{p1}$ , and  $\mathbf{u}_1$  with respect to  $P(\mathbf{y}_1, \mathbf{x}_{p1}, \mathbf{u}_1)$ . Without loss of generality, assume that transmitters 1 and 2 sends  $\mathbf{x}_1^N(1, 1, 1, 1)$  and  $\mathbf{x}_2^N(1, 1, 1, 1, 1, 1)$  with  $(\tilde{w}_{cp1}, \tilde{w}_{cp2}) = (1, 1)$ , respectively. An error occurs if the transmitted and received codewords are not jointly typical or a wrong codeword is jointly typical with the received codewords. By the union of events bounds

$$\lambda_e^{(N)} = P\left(E_{111}^c \bigcup \bigcup_{i \neq 1, j \neq 1, k \neq 1} E_{ijk}\right) \leq P(E_{111}^c) + P(\bigcup_{i \neq 1, j \neq 1, k \neq 1} E_{ijk}). \quad (78)$$

From the joint AEP [30],  $P(E_{111}^c) \rightarrow 0$  as  $N \rightarrow \infty$ . When  $i \neq 1, j \neq 1$ , and  $k = 1$ , then

$$\begin{aligned} \lambda_{ij1} &= \sum_{i \neq 1, j \neq 1} P(E_{ij1}) \leq 2^{N[R_{p1} + R'_{p1}]} \sum_{(\mathbf{y}_1^N, \mathbf{x}_{p1}^N, \mathbf{u}_1^N) \in T_\epsilon^{(N)}} P(\mathbf{x}_{p1}^N) P(\mathbf{u}_1^N) P(\mathbf{y}_1^N | \mathbf{u}_1^N), \\ &\leq 2^{N[R_{p1} + R'_{p1} - I(\mathbf{x}_{p1}; \mathbf{y}_1 | \mathbf{u}_1) + 4\epsilon]}. \end{aligned} \quad (79)$$

Hence,  $\lambda_{ij1} \rightarrow 0$  as  $N \rightarrow \infty$ , if

$$R_{p1} + R'_{p1} \leq I(\mathbf{x}_{p1}; \mathbf{y}_1 | \mathbf{u}_1). \quad (80)$$

When the above condition is satisfied, also, the probability of error  $\lambda_{1j1}$  and  $\lambda_{i11}$  also go to zero as  $N \rightarrow \infty$ . When  $k \neq 1$  and  $(i, j) = (1, 1)$

$$\begin{aligned} \lambda_{11k} &= \sum_{k \neq 1} P(E_{11k}) \leq 2^{N\tilde{R}_{cp1}} \sum_{(\mathbf{y}_1^N, \mathbf{x}_{p1}^N, \mathbf{u}_1^N) \in T_\epsilon^{(N)}} P(\mathbf{x}_{p1}^N) P(\mathbf{u}_1^N) P(\mathbf{y}_1^N | \mathbf{x}_{p1}^N), \\ &\leq 2^{N[\tilde{R}_{cp1} - I(\mathbf{u}_1; \mathbf{y}_1 | \mathbf{x}_{p1}) + 4\epsilon]}. \end{aligned} \quad (81)$$

Hence,  $\lambda_{11k} \rightarrow 0$  as  $N \rightarrow \infty$ , if

$$\tilde{R}_{cp1} \leq I(\mathbf{u}_1; \mathbf{y}_1 | \mathbf{x}_{p1}). \quad (82)$$

When  $i \neq 1, j \neq 1$ , and  $k \neq 1$ , then

$$\begin{aligned} \lambda_{ijk} &= \sum_{i \neq 1, j \neq 1, k \neq 1} P(E_{ijk}) \leq 2^{N[\tilde{R}_{cp1} + R_{p1} + R'_{p1}]} \sum_{(\mathbf{y}_1^N, \mathbf{x}_{p1}^N, \mathbf{u}_1^N) \in T_\epsilon^{(N)}} P(\mathbf{x}_{p1}^N) P(\mathbf{u}_1^N) P(\mathbf{y}_1^N), \\ &\leq 2^{N[\tilde{R}_{cp1} + R_{p1} + R'_{p1} - I(\mathbf{u}_1, \mathbf{x}_{p1}; \mathbf{y}_1) + 4\epsilon]}. \end{aligned} \quad (83)$$

Hence,  $\lambda_{ijk} \rightarrow 0$  as  $N \rightarrow \infty$ , if

$$\tilde{R}_{cp1} + R_{p1} + R'_{p1} \leq I(\mathbf{u}_1, \mathbf{x}_{p1}; \mathbf{y}_1). \quad (84)$$

The above condition also ensures that  $\lambda_{i1k}$  and  $\lambda_{1jk}$  go to zero as  $N \rightarrow \infty$ . Hence,  $\lambda_e^{(n)}$  in (78) goes to 0 as  $N \rightarrow \infty$ , when the conditions in (80), (82) and (84) are satisfied.

Now, using the Fourier-Motzkin procedure [31], the achievable rate in Theorem 5 is obtained. The choice of  $R'_{p1}$  is discussed in Appendix I2.

### Choice of $\mathbf{u}_1$ and $\mathbf{u}_2$

The cooperative private auxiliary codewords  $\mathbf{u}_i$  ( $i = 1, 2$ ), are chosen such that the interference caused by the codeword  $\mathbf{u}_j$  at receiver  $i$  ( $i \neq j$ ) is nulled out completely. This not only eliminates the interference caused by the cooperative private part, but also ensures secrecy of the cooperative private message. Choose  $\underline{\mathbf{x}}_{cp}$ ,  $\mathbf{u}_1$  and  $\mathbf{u}_2$  to be jointly Gaussian, and such that

$$\begin{aligned}\underline{\mathbf{x}}_{cp} &= \mathbf{w}_{1z}\underline{v}_{1z} + \mathbf{w}_{2z}\underline{v}_{2z}, \\ \mathbf{u}_1 &= [h_d \quad h_c] \underline{v}_{1z} \mathbf{w}_{1z}, \text{ and } \mathbf{u}_2 = [h_c \quad h_d] \underline{v}_{2z} \mathbf{w}_{2z},\end{aligned}\tag{85}$$

where  $\underline{v}_{1z} \triangleq [h_d \quad -h_c]^T$ ,  $\underline{v}_{2z} \triangleq [-h_c \quad h_d]^T$  and  $\mathbf{w}_{1z}$  and  $\mathbf{w}_{2z}$  are independent Gaussian with variance  $\sigma_{1z}^2$  and  $\sigma_{2z}^2$ , respectively. Recall that  $\mathbf{w}_{iz}$  ( $i = 1, 2$ ) is the codeword representing the cooperative private message  $w_{cpi}$  of transmitter  $i$ . The choice of  $\sigma_{1z}^2$  and  $\sigma_{2z}^2$  is discussed in the proof of Corollary 2 (Appendix K).

2) *Equivocation computation:* The equivocation at the receiver 2 is bounded as follows.

$$\begin{aligned}H(W_1|\mathbf{y}_2^N) &= H(W_{p1}, W_{cp1}|\mathbf{y}_2^N), \\ &= H(W_{p1}|\mathbf{y}_2^N) + H(W_{cp1}|\mathbf{y}_2^N, W_{p1}).\end{aligned}\tag{86}$$

First consider the term  $H(W_{cp1}|\mathbf{y}_2^N, W_{p1})$ . The output at the receiver 2 is

$$y_2 = u_2 + h_d x_{d2} + h_c x_{p1} + z_2.\tag{87}$$

As  $\mathbf{u}_1$  and  $\mathbf{u}_2$  are chosen to be independent of each other, i.e.,  $I(\mathbf{u}_1; \mathbf{u}_2) = 0$ , and  $w_{cp1}$  is chosen independent of  $w_{p1}$ , the following holds:

$$H(W_{cp1}|\mathbf{y}_2^N, W_{p1}) = H(W_{cp1}).\tag{88}$$

Hence, it is only required to show the following:

$$H(W_{p1}|\mathbf{y}_2^N) \geq N[R_{p1} - \epsilon_s].\tag{89}$$

Consider the following:

$$\begin{aligned}
& H(W_{p1}|\mathbf{y}_2^N) \\
& \geq H(W_{p1}|\mathbf{y}_2^N, \mathbf{x}_{p2}^N, \mathbf{u}_2^N, W_{d2}''), \\
& \stackrel{(a)}{=} H(W_{p1}, \mathbf{y}_2^N|\mathbf{x}_{p2}^N, \mathbf{u}_2^N, W_{d2}'') - H(\mathbf{y}_2^N|\mathbf{x}_{p2}^N, \mathbf{u}_2^N, W_{d2}''), \\
& \stackrel{(b)}{=} H(W_{p1}, \mathbf{y}_2^N, \mathbf{x}_{p1}^N, \mathbf{x}_{d2}^N|\mathbf{x}_{p2}^N, \mathbf{u}_2^N, W_{d2}'') - H(\mathbf{x}_{p1}^N, \mathbf{x}_{d2}^N|\mathbf{y}_2^N, \mathbf{u}_2^N, \mathbf{x}_{p2}^N, W_{p1}, W_{d2}'') \\
& \quad - H(\mathbf{y}_2^N|\mathbf{x}_{p2}^N, \mathbf{u}_2^N, W_{d2}''), \\
& = H(\mathbf{x}_{p1}^N, \mathbf{x}_{d2}^N|\mathbf{x}_{p2}^N, W_{d2}'') + H(W_{p1}, \mathbf{y}_2^N|\mathbf{x}_{p1}^N, \mathbf{x}_{d2}^N, \mathbf{u}_2^N, \mathbf{x}_{p2}^N, W_{d2}'') - H(\mathbf{x}_{p1}^N, \mathbf{x}_{d2}^N|\mathbf{y}_2^N, \mathbf{x}_{p2}^N, W_{p1}, W_{d2}'') \\
& \quad - H(\mathbf{y}_2^N|\mathbf{x}_{p2}^N, \mathbf{u}_2^N, W_{d2}''), \\
& \geq H(\mathbf{x}_{p1}^N) + H(\mathbf{x}_{d2}^N|W_{d2}'') + H(\mathbf{y}_2^N|\mathbf{x}_{p1}^N, \mathbf{x}_{d2}^N, \mathbf{u}_2^N, \mathbf{x}_{p2}^N, W_{d2}'') - H(\mathbf{y}_2^N|\mathbf{x}_{p2}^N, \mathbf{u}_2^N) \\
& \quad - H(\mathbf{x}_{p1}^N, \mathbf{x}_{d2}^N|\mathbf{y}_2^N, \mathbf{u}_2^N, \mathbf{x}_{p2}^N, W_{p1}, W_{d2}''), \\
& \stackrel{(c)}{=} H(\mathbf{x}_{p1}^N) + H(\mathbf{x}_{d2}^N|W_{d2}'') + H(\mathbf{y}_2^N|\mathbf{x}_{p1}^N, \mathbf{x}_{d2}^N, \mathbf{u}_2^N, \mathbf{x}_{p2}^N) - H(\mathbf{y}_2^N|\mathbf{x}_{p2}^N, \mathbf{u}_2^N) \\
& \quad - H(\mathbf{x}_{p1}^N, \mathbf{x}_{d2}^N|\mathbf{y}_2^N, \mathbf{u}_2^N, \mathbf{x}_{p2}^N, W_{p1}, W_{d2}''), \\
& = N [R_{p1} + R'_{p1} + R'_{d2}] - I(\mathbf{x}_{p1}^N, \mathbf{x}_{d2}^N; \mathbf{y}_2^N|\mathbf{u}_2^N, \mathbf{x}_{p2}^N) - H(\mathbf{x}_{p1}^N, \mathbf{x}_{d2}^N|\mathbf{y}_2^N, \mathbf{u}_2^N, \mathbf{x}_{p2}^N, W_{p1}, W_{d2}''), \quad (90)
\end{aligned}$$

where (a) and (b) are obtained using the relation:  $H(W_{p1}, \mathbf{y}_2^N|\mathbf{x}_{p2}^N, \mathbf{u}_2^N, W_{d2}'') = H(\mathbf{y}_2^N|\mathbf{x}_{p2}^N, \mathbf{u}_2^N, W_{d2}'') + H(W_{p1}|\mathbf{y}_2^N, \mathbf{x}_{p2}^N, \mathbf{u}_2^N, W_{d2}'')$  and  $H(W_{p1}, \mathbf{y}_2^N, \mathbf{x}_{p1}^N, \mathbf{x}_{d2}^N|\mathbf{x}_{p2}^N, \mathbf{u}_2^N, W_{d2}'') = H(W_{p1}, \mathbf{y}_2^N|\mathbf{x}_{p2}^N, \mathbf{u}_2^N, W_{d2}'') + H(\mathbf{x}_{p1}^N, \mathbf{x}_{d2}^N|\mathbf{y}_2^N, \mathbf{x}_{p2}^N, \mathbf{u}_2^N, W_{p1}, W_{d2}'')$ , respectively; and (c) is obtained using the fact that  $W_{d2}'' \rightarrow (\mathbf{x}_{p1}^N, \mathbf{x}_{d2}^N, \mathbf{x}_{p2}^N, \mathbf{u}_2^N) \rightarrow \mathbf{y}_2^N$  forms a Markov chain. This can be shown with the help of a functional dependency graph [32].

Using Lemma 1 in Appendix J, it can be shown that

$$I(\mathbf{x}_{p1}^N, \mathbf{x}_{d2}^N; \mathbf{y}_2^N|\mathbf{u}_2^N, \mathbf{x}_{p2}^N) \leq NI(\mathbf{x}_{p1}, \mathbf{x}_{d2}; \mathbf{y}_2|\mathbf{u}_2, \mathbf{x}_{p2}) + N\epsilon'. \quad (91)$$

Thus the remaining key step in showing that the condition in (89) is satisfied is to bound the last term in (90). To bound this term, consider the joint decoding of  $W'_{p1}$  and  $W'_{d2}$  at receiver 2 assuming that a genie has given  $W_{p1}$  and  $W_{d2}''$  as side information to receiver 2. For a given  $W_{p1} = w_{p1}$  and  $W_{d2}'' = w_{d2}''$ , assume that  $w'_{p1}$  and  $w'_{d2}$  are sent by transmitters 1 and 2, respectively and receiver 2 knows the sequence  $\mathbf{y}_2^N = y_2^N$  and  $\mathbf{u}_2^N = u_2^N$ . For a given  $W_{p1} = w_{p1}$  and

$W_{d2}'' = w_{d2}''$ , receiver 2 declares that  $j$  and  $l$  was sent if  $(\mathbf{x}_{p1}^N(w_{p1}, j), \mathbf{x}_{d2}^N(l, w_{d2}''), \mathbf{y}_2^N)$  is jointly typical and such  $(j, l)$  exists and is unique. Otherwise, an error is declared. Now, define the following event

$$E_{jl}^1 = \{(\mathbf{x}_{p1}^N(w_{p1}, j), \mathbf{x}_{d2}^N(l, w_{d2}''), \mathbf{y}_2^N) \in T_\epsilon^N(P_{\mathbf{x}_{p1}, \mathbf{x}_{d2}, \mathbf{y}_2 | \mathbf{u}_2, \mathbf{x}_{p2}})\}, \quad (92)$$

where  $T_\epsilon^N(P_{X_{p1}X_{d2}Y_2|U_2X_{p2}})$  denotes, for given typical sequences  $\mathbf{u}_2$  and  $\mathbf{x}_{p2}$ , the set of jointly typical sequences  $\mathbf{y}_1, \mathbf{x}_{p1}$ , and  $\mathbf{u}_1$  with respect to  $P_{X_{p1}X_{d2}Y_2|U_2X_{p2}}$ . Without loss of generality, assume that  $\mathbf{x}_{p1}^N(w_{p1}, 1)$  and  $\mathbf{x}_{d2}^N(1, w_{d2}'')$  were sent. Then, by the union of events bound, the following is obtained:

$$\begin{aligned} P_{e1}^N &= P\left(E_{11}^{1c} \bigcup \bigcup_{j \neq 1, l \neq 1} E_{jl}^1\right), \\ &\leq P(E_{11}^{1c}) + \sum_{j \neq 1} P(E_{j1}^1) + \sum_{l \neq 1} P(E_{1l}^1) + \sum_{j \neq 1, l \neq 1} P(E_{jl}^1), \\ &\leq P(E_{11}^{1c}) + 2^{NR'_{p1}} 2^{-N[I(\mathbf{x}_{p1}; \mathbf{y}_2 | \mathbf{x}_{d2}, \mathbf{u}_2, \mathbf{x}_{p2}) - 3\epsilon]} + 2^{NR'_{d2}} 2^{-N[I(\mathbf{x}_{d2}; \mathbf{y}_2 | \mathbf{x}_{p1}, \mathbf{u}_2, \mathbf{x}_{p2}) - 3\epsilon]} \\ &\quad + 2^{N(R'_{p1} + R'_{d2})} 2^{-N[I(\mathbf{x}_{p1}, \mathbf{x}_{d2}; \mathbf{y}_2 | \mathbf{u}_2, \mathbf{x}_{p2}) - 3\epsilon]}. \end{aligned} \quad (93)$$

Hence, the probability of error  $P_{e1}^N$  is arbitrarily small for large  $N$ , provided the following conditions are satisfied.

$$\begin{aligned} R'_{p1} &\leq I(\mathbf{x}_{p1}; \mathbf{y}_2 | \mathbf{x}_{d2}, \mathbf{u}_2, \mathbf{x}_{p2}), \quad R'_{d2} \leq I(\mathbf{x}_{d2}; \mathbf{y}_2 | \mathbf{x}_{p1}, \mathbf{u}_2, \mathbf{x}_{p2}), \\ R'_{p1} + R'_{d2} &\leq I(\mathbf{x}_{p1}, \mathbf{x}_{d2}; \mathbf{y}_2 | \mathbf{u}_2, \mathbf{x}_{p2}). \end{aligned} \quad (94)$$

When the conditions in (94) are satisfied and for sufficiently large  $N$ , the following bound is obtained using Fano's inequality:

$$\frac{1}{N} H(\mathbf{x}_{p1}^N, \mathbf{x}_{d2}^N | \mathbf{y}_1^N, \mathbf{u}_2^N, \mathbf{x}_{p2}^N, W_{p1} = w_{p1}, W_{d2}'' = w_{d2}'') \leq \frac{1}{N} [1 + P_{e1}^N \log 2^{N(R'_{p1} + R'_{d2})}] \leq \delta_1. \quad (95)$$

Using the above, the last term in (90) is bounded as follows:

$$\begin{aligned} &H(\mathbf{x}_{p1}^N, \mathbf{x}_{d2}^N | \mathbf{y}_2^N, \mathbf{u}_2^N, \mathbf{x}_{p2}^N, W_{p1}, W_{d2}'') \\ &= \sum_{w_{p1}, w_{d2}''} P(w_{p1}, w_{d2}'') H(\mathbf{x}_{p1}^N, \mathbf{x}_{d2}^N | \mathbf{y}_2^N, \mathbf{u}_2^N, \mathbf{x}_{p2}^N, W_{p1} = w_{p1}, W_{d2}'' = w_{d2}''), \\ &\leq N\delta_1. \end{aligned} \quad (96)$$

Using (91) and (96), (90) becomes

$$H(W_{p1}|\mathbf{y}_2^N) \geq N [R_{p1} + R'_{p1} + R'_{d2} - I(\mathbf{x}_{p1}, \mathbf{x}_{d2}; \mathbf{y}_2|\mathbf{u}_2, \mathbf{x}_{p2}) - \epsilon_1], \quad (97)$$

where  $\epsilon_1 = \epsilon' + \delta_1$ . By choosing  $R'_{p1} + R'_{d2} = I(\mathbf{x}_{p1}, \mathbf{x}_{d2}; \mathbf{y}_2|\mathbf{u}_2, \mathbf{x}_{p2}) - \epsilon_{11}$ , (97) becomes

$$H(W_{p1}|\mathbf{y}_2^N) \geq N [R_{p1} - \epsilon_s], \text{ where } \epsilon_s = \epsilon_1 + \epsilon_{11}. \quad (98)$$

Hence, by choosing  $R'_{p1} = I(\mathbf{x}_{p1}; \mathbf{y}_2|\mathbf{x}_{p2}, \mathbf{u}_2) - \epsilon'_{11}$  and  $R'_{d2} = I(\mathbf{x}_{d2}; \mathbf{y}_2|\mathbf{x}_{p1}, \mathbf{x}_{p2}, \mathbf{u}_2) - \epsilon''_{11}$ , secrecy is ensured for the non-cooperative private message of transmitter 1, and also, the achievability condition in (94) is satisfied.

For receiver 1, also, it is only required to show that the non-cooperative private message of transmitter 2 remains secure. To bound the equivocation at receiver 1, consider the following:

$$H(W_{p2}|\mathbf{y}_1^N) \geq H(W_{p2}|\mathbf{y}_1^N, \mathbf{x}_{p1}^N, \mathbf{u}_1^N, W'_{d2}). \quad (99)$$

Then, by following similar steps as used in case of receiver 2, it can be shown that the choice of  $R'_{p2} = I(\mathbf{x}_{p2}; \mathbf{y}_1|\mathbf{x}_{p1}, \mathbf{u}_1) - \epsilon'_2$  and  $R''_{d2} = I(\mathbf{x}_{d2}; \mathbf{y}_1|\mathbf{x}_{p1}, \mathbf{x}_{p2}, \mathbf{u}_1) - \epsilon''_2$ , ensures secrecy for the non-cooperative private message of transmitter 2. This completes the proof.

The following lemma is useful in bounding the mutual information in the proof of Theorem 5.

### J. Useful Lemma

*Lemma 1:*

$$I(\mathbf{x}_{p1}^N, \mathbf{x}_{d2}^N; \mathbf{y}_2^N|\mathbf{x}_{p2}^N, \mathbf{u}_2^N) \leq N [I(\mathbf{x}_{p1}, \mathbf{x}_{d2}; \mathbf{y}_2|\mathbf{x}_{p2}, \mathbf{u}_2) + \epsilon_3], \quad (100)$$

where  $\epsilon_3$  is small for sufficiently large  $N$ .

*Proof:* Let  $T_\epsilon^{(N)}(P_{X_{p1}, X_{p2}, X_{d2}, U_2, Y_2})$  denote the set of typical sequences  $(\mathbf{x}_{p1}^N, \mathbf{x}_{p2}^N, \mathbf{x}_{d2}^N, \mathbf{u}_2^N, \mathbf{y}_2^N)$  with respect to  $P(x_{p1}, x_{p2}, x_{d2}, u_2, y_2)$ . Define the following indicator random variable.

$$\psi(\mathbf{x}_{p1}^N, \mathbf{x}_{p2}^N, \mathbf{x}_{d2}^N, \mathbf{u}_2^N, \mathbf{y}_2^N) = \begin{cases} 1 & (\mathbf{x}_{p1}^N, \mathbf{x}_{p2}^N, \mathbf{x}_{d2}^N, \mathbf{u}_2^N, \mathbf{y}_2^N) \notin T_\epsilon^{(N)} \\ 0 & \text{otherwise.} \end{cases} \quad (101)$$

Now,  $I(\mathbf{x}_{p1}^N, \mathbf{x}_{d2}^N; \mathbf{y}_2^N|\mathbf{x}_{p2}^N, \mathbf{u}_2^N)$  is bounded as follows:

$$\begin{aligned} I(\mathbf{x}_{p1}^N, \mathbf{x}_{d2}^N; \mathbf{y}_2^N|\mathbf{x}_{p2}^N, \mathbf{u}_2^N) &\leq I(\mathbf{x}_{p1}^N, \mathbf{x}_{d2}^N, \psi; \mathbf{y}_2^N|\mathbf{x}_{p2}^N, \mathbf{u}_2^N), \\ &= I(\psi; \mathbf{y}_2^N|\mathbf{x}_{p2}^N, \mathbf{u}_2^N) + I(\mathbf{x}_{p1}^N, \mathbf{x}_{d2}^N; \mathbf{y}_2^N|\mathbf{x}_{p2}^N, \mathbf{u}_2^N, \psi). \end{aligned} \quad (102)$$

Consider the first term in (102).

$$I(\psi; \mathbf{y}_2^N | \mathbf{x}_{p2}^N, \mathbf{u}_2^N) \leq H(\psi) \leq 1. \quad (103)$$

Consider the second term in (102).

$$I(\mathbf{x}_{p1}^N, \mathbf{x}_{d2}^N; \mathbf{y}_2^N | \mathbf{x}_{p2}^N, \mathbf{u}_2^N, \psi) = \sum_{j=0}^1 P(\psi = j) I(\mathbf{x}_{p1}^N, \mathbf{x}_{d2}^N; \mathbf{y}_2^N | \mathbf{x}_{p2}^N, \mathbf{u}_2^N, \psi = j). \quad (104)$$

When  $j = 1$ ,  $(\mathbf{x}_{p1}^N, \mathbf{x}_{p2}^N, \mathbf{x}_{d2}^N, \mathbf{u}_2^N, \mathbf{y}_2^N) \notin T_\epsilon^{(N)}$ , and the following bound is obtained:

$$\begin{aligned} P(\psi = 1) I(\mathbf{x}_{p1}^N, \mathbf{x}_{d2}^N; \mathbf{y}_2^N | \mathbf{x}_{p2}^N, \mathbf{u}_2^N, \psi = 1) &\leq P\{(\mathbf{x}_{p1}^N, \mathbf{x}_{p2}^N, \mathbf{x}_{d2}^N, \mathbf{u}_2^N, \mathbf{y}_2^N) \notin T_\epsilon^{(N)}\} H(\mathbf{y}_2^N), \\ &\leq N\epsilon_3 \log |\mathcal{Y}_2|. \end{aligned} \quad (105)$$

When  $j = 0$ ,  $(\mathbf{x}_{p1}^N, \mathbf{x}_{p2}^N, \mathbf{x}_{d2}^N, \mathbf{u}_2^N, \mathbf{y}_2^N) \in T_\epsilon^{(N)}$ , and the following bound is obtained.

$$\begin{aligned} &P(\psi = 0) I(\mathbf{x}_{p1}^N, \mathbf{x}_{d2}^N; \mathbf{y}_2^N | \mathbf{x}_{p2}^N, \mathbf{u}_2^N, \psi = 0) \\ &\leq I(\mathbf{x}_{p1}^N, \mathbf{x}_{d2}^N; \mathbf{y}_2^N | \mathbf{x}_{p2}^N, \mathbf{u}_2^N, \psi = 0), \\ &\leq \sum_{(\mathbf{x}_{p1}^N, \mathbf{x}_{p2}^N, \mathbf{x}_{d2}^N, \mathbf{u}_2^N, \mathbf{y}_2^N) \in T_\epsilon^{(N)}} P(\mathbf{x}_{p1}^N, \mathbf{x}_{p2}^N, \mathbf{x}_{d2}^N, \mathbf{u}_2^N, \mathbf{y}_2^N) [\log P(\mathbf{x}_{p1}^N, \mathbf{x}_{d2}^N, \mathbf{y}_2^N | \mathbf{x}_{p2}^N, \mathbf{u}_2^N) \\ &\quad - \log P(\mathbf{y}_2^N | \mathbf{x}_{p2}^N, \mathbf{u}_2^N) - \log P(\mathbf{x}_{p1}^N, \mathbf{x}_{d2}^N | \mathbf{x}_{p2}^N, \mathbf{u}_2^N)], \\ &\leq N [H(\mathbf{y}_2 | \mathbf{x}_{p2}, \mathbf{u}_2) + H(\mathbf{x}_{p1}, \mathbf{x}_{d2} | \mathbf{x}_{p2}, \mathbf{u}_2) - H(\mathbf{x}_{p1}, \mathbf{x}_{d2}, \mathbf{y}_2 | \mathbf{x}_{p2}, \mathbf{u}_2) + 3\epsilon_3], \\ &= N [I(\mathbf{x}_{p1}; \mathbf{y}_2 | \mathbf{x}_{p2}, \mathbf{u}_2) + 3\epsilon_2]. \end{aligned} \quad (106)$$

From (103)-(106), (102) is bounded as follows:

$$I(\mathbf{x}_{p1}^N; \mathbf{y}_2^N | \mathbf{x}_{p2}^N, \mathbf{u}_2^N) \leq NI(\mathbf{x}_{p1}; \mathbf{y}_2 | \mathbf{x}_{p2}, \mathbf{u}_2) + N\epsilon'_3, \quad (107)$$

where  $\epsilon'_3 = \epsilon'_3 \log |\mathcal{Y}_2| + 3\epsilon_2 + \frac{1}{N}$  and  $|\mathcal{Y}_2|$  is the cardinality of the output alphabet  $\mathcal{Y}_2$ . This completes the proof. ■

### K. Proof of Corollary 2

In the first and second time slots, transmitters 1 and 2 send the following encoded messages:

$$\begin{aligned} \mathbf{x}_1(1) &= \underline{\mathbf{x}}_{cp}[1](1) + \mathbf{x}_{p1}(1), \text{ and } \mathbf{x}_2(1) = \underline{\mathbf{x}}_{cp}[2](1) + \mathbf{x}_{p2}(1) + \mathbf{x}_{d2}(1), \\ \mathbf{x}_1(2) &= \underline{\mathbf{x}}_{cp}[1](2) + \mathbf{x}_{p1}(2) + \mathbf{x}_{d1}(2), \text{ and } \mathbf{x}_2(2) = \underline{\mathbf{x}}_{cp}[2](2) + \mathbf{x}_{p2}(2), \end{aligned} \quad (108)$$

where  $\underline{\mathbf{x}}_{cp}$  is as defined in (85). In the following, the achievable secrecy rate and power allocation for different messages are discussed in the case of the first time slot. Hence, for simplicity, the time index is omitted. The mutual information terms given in Theorem 5 are evaluated as follows. From Theorem 5,  $R'_{p1}$  and  $R'_{p2}$  are set as  $0.5 \log \left( 1 + \frac{h_c^2 P_{p1}}{1 + h_d^2 P_{d2}} \right)$  and  $0.5 \log \left( 1 + \frac{h_c^2 P_{p2}}{1 + h_d^2 P_{d2}} \right)$ , respectively. The first equation in (17) becomes

$$R_1 \leq 0.5 \log \left( 1 + \frac{\sigma_u^2 + h_d^2 P_{p1}}{1 + h_c^2 P_{d2} + h_c^2 P_{p2}} \right) - R'_{p1}. \quad (109)$$

The second equation in (17) becomes

$$R_1 \leq 0.5 \log \left( 1 + \frac{h_d^2 P_{p1}}{1 + h_c^2 P_{d2} + h_c^2 P_{p2}} \right) + \min \left\{ C_G, 0.5 \log \left( 1 + \frac{\sigma_u^2}{1 + h_c^2 P_{d2} + h_c^2 P_{p2}} \right) \right\} - R'_{p1}. \quad (110)$$

The achievable rate for user 2 becomes

$$R_2 \leq 0.5 \log \left( 1 + \frac{\sigma_u^2 + h_d^2 P_{p2}}{1 + h_d^2 P_{d2} + h_c^2 P_{p1}} \right) - R'_{p2}, \quad (111)$$

$$R_2 \leq 0.5 \log \left( 1 + \frac{h_d^2 P_{p2}}{1 + h_d^2 P_{d2} + h_c^2 P_{p1}} \right) + \min \left\{ C_G, 0.5 \log \left( 1 + \frac{\sigma_u^2}{1 + h_d^2 P_{d2} + h_c^2 P_{p1}} \right) \right\} - R'_{p2}. \quad (112)$$

The encoded message at transmitters 1 and 2 are

$$\mathbf{x}_1 = h_d \mathbf{w}_{1z} - h_c \mathbf{w}_{2z} + \mathbf{x}_{p1}, \text{ and } \mathbf{x}_2 = h_d \mathbf{w}_{2z} - h_c \mathbf{w}_{1z} + \mathbf{x}_{p2} + \mathbf{x}_{d2}. \quad (113)$$

To simplify the power allocation, the variance of  $\mathbf{w}_{1z}$  and  $\mathbf{w}_{2z}$  are chosen to be the same, i.e.,  $\sigma_{1z}^2 = \sigma_{2z}^2 = \sigma_z^2$ . In order to satisfy the power constraint at the transmitters, the following conditions need to be satisfied.

$$(h_d^2 + h_c^2) \sigma_z^2 + P_{p1} \leq P_1 \text{ and } (h_d^2 + h_c^2) \sigma_z^2 + P_{p2} + P_{d2} \leq P_2, \quad (114)$$

where  $P_i = \beta_i P$  ( $i = 1, 2$ ),  $0 \leq \beta_i \leq 1$  and  $P$  is the maximum power available at either transmitter. The power for the non-cooperative private message, cooperative private message and dummy message are chosen as follows:

$$\begin{aligned} \sigma_z^2 &= \frac{\theta_1}{\theta_1 + \theta_2} \frac{P_1}{h_d^2 + h_c^2}, P_{p1} = \frac{\theta_2}{\theta_1 + \theta_2} P_1, \\ P_{p2} &= \frac{\eta_1}{\eta_1 + \eta_2} P', P_{d2} = \frac{\eta_2}{\eta_1 + \eta_2} P', \text{ and } P' = (P_2 - (h_d^2 + h_c^2) \sigma_z^2)^+. \end{aligned} \quad (115)$$

where  $(\theta_i, \eta_i) \in [0, 1]$ . The parameters  $\theta_i$  and  $\eta_i$  act as power splitting parameters for transmitters 1 and 2, respectively. The parameter  $\beta_i$  acts as a power control parameter. Hence,  $\theta_i$ ,  $\eta_i$  and  $\beta_i$  are chosen such that the rates in (109)-(112) are maximized, and the minimum of (109) and (110) gives the achievable secrecy rate for transmitter 1 i.e.,  $R_1^*(1)$ ; and the minimum of (111) and (112) give the achievable secrecy rate for the transmitter 2 i.e.,  $R_2^*(1)$ . This completes the proof.

#### L. Proof of Theorem 6

In contrast to the achievable scheme for the weak/moderate interference regime, the dummy message sent by one of the users  $i$  is required to be decodable at the receiver  $j$  ( $j \neq i$ ). Intuitively, since the cross links are stronger than the direct links, stochastic encoding alone is not sufficient to ensure secrecy of the non-cooperative private message. Hence, the dummy message sent by transmitter  $i$  acts as a self-jamming signal, preventing receiver  $i$  from decoding the message from the other transmitter  $j \neq i$ . At the same time, ensuring that the dummy message is decodable at receiver  $j$  enables receiver  $j$  to cancel the interference caused by the dummy message, allowing it to decode its own message. Thus, although the cross-links are strong, receiver  $i$  is unable to decode the message from transmitter  $j$  because of the jamming signal; and this helps user  $j$  achieve a better rate. In the next time slot, user  $i$  can achieve a better rate by exchanging the roles of users  $i$  and  $j$ . The proof involves analyzing the error probability at the encoder and the decoder along with equivocation computation.

1) *Analysis of the probability of error:* The conditions for the encoding error to go to zero and the choice of  $\mathbf{u}_1$  and  $\mathbf{u}_2$  remain same as in the proof of Theorem 5 (Appendix I). Hence, in the following, error at the decoder is analyzed.

**Decoding error:** Define the following event

$$E_{ijkl} = \{ (\mathbf{y}_1^N, \mathbf{x}_{p1}^N(i, j), \mathbf{u}_1^N(k), \mathbf{x}_{d2}^N(l)) \in T_\epsilon^N \}. \quad (116)$$

Without loss of generality, assume that transmitters 1 and 2 send  $\mathbf{x}_1^N(1, 1, 1, 1)$  and  $\mathbf{x}_2^N(1, 1, 1, 1)$  with  $(\tilde{w}_{cp1}, \tilde{w}_{cp2}) = (1, 1)$ , respectively. An error occurs if the transmitted and received codewords are not jointly typical or a wrong codeword is jointly typical with the received codewords. Then



by the union of events bounds

$$\lambda_e^{(n)} = P\left(E_{1111}^c \bigcup_{i \neq 1, j \neq 1, k \neq 1, l \neq 1} E_{ijkl}\right) \leq P(E_{1111}^c) + P(\bigcup_{i \neq 1, j \neq 1, k \neq 1, l \neq 1} E_{ijkl}). \quad (117)$$

From the joint AEP [30],  $P(E_{1111}^c) \rightarrow 0$  as  $N \rightarrow \infty$ . When  $i \neq 1$ ,  $j \neq 1$ , and  $(k, l) = (1, 1)$ , then

$$\begin{aligned} \lambda_{ij11} &= \sum_{i \neq 1, j \neq 1} P(E_{ij11}), \\ &\leq 2^{N[R_{p1} + R'_{p1}]} \sum_{(\mathbf{y}_1^N, \mathbf{x}_{p1}^N, \mathbf{u}_1^N, \mathbf{x}_{d2}^N) \in T_\epsilon^{(N)}} P(\mathbf{x}_{p1}^N) P(\mathbf{u}_1^N) P(\mathbf{x}_{d2}^N) P(\mathbf{y}_1^N | \mathbf{u}_1^N, \mathbf{x}_{d2}^N), \\ &\leq 2^{N[R_{p1} + R'_{p1} - I(\mathbf{x}_{p1}; \mathbf{y}_1 | \mathbf{u}_1, \mathbf{x}_{d2}) + 5\epsilon]}. \end{aligned} \quad (118)$$

Hence,  $\lambda_{ij11} \rightarrow 0$  as  $N \rightarrow \infty$ , if

$$R_{p1} + R'_{p1} \leq I(\mathbf{x}_{p1}; \mathbf{y}_1 | \mathbf{u}_1, \mathbf{x}_{d2}). \quad (119)$$

Thus, if the condition in (119) is satisfied, then the probabilities of error  $\lambda_{i111}$  and  $\lambda_{1j11}$  also go to zero. When  $k \neq 1$  and  $(i, j, l) = (1, 1, 1)$ , then

$$\begin{aligned} \lambda_{11k1} &= \sum_{k \neq 1} P(E_{11k1}), \\ &\leq 2^{N[\tilde{R}_{cp1} - I(\mathbf{u}_1; \mathbf{y}_1 | \mathbf{x}_{p1}, \mathbf{x}_{d2}) + 5\epsilon]}. \end{aligned} \quad (120)$$

Hence,  $\lambda_{11k1} \rightarrow 0$  as  $N \rightarrow \infty$ , if

$$\tilde{R}_{cp1} \leq I(\mathbf{u}_1; \mathbf{y}_1 | \mathbf{x}_{p1}, \mathbf{x}_{d2}). \quad (121)$$

When  $l \neq 1$  and  $(i, j, k) = (1, 1, 1)$ , then

$$\begin{aligned} \lambda_{111l} &= \sum_{l \neq 1} P(E_{111l}), \\ &\leq 2^{N[R_{d2} - I(\mathbf{x}_{d2}; \mathbf{y}_1 | \mathbf{x}_{p1}, \mathbf{u}_1) + 5\epsilon]}. \end{aligned} \quad (122)$$

Thus,  $\lambda_{111l} \rightarrow 0$  as  $N \rightarrow \infty$ , if

$$R_{d2} \leq I(\mathbf{x}_{d2}; \mathbf{y}_1 | \mathbf{x}_{p1}, \mathbf{u}_1). \quad (123)$$

When  $i \neq 1, j \neq 1, k \neq 1$ , and  $l = 1$ , then

$$\begin{aligned}\lambda_{ijk1} &= \sum_{i \neq 1, j \neq 1, k \neq 1} P(E_{ijk1}), \\ &\leq 2^N [\tilde{R}_{cp1} + R_{p1} + R'_{p1} - I(\mathbf{u}_1, \mathbf{x}_{p1}; \mathbf{y}_1 | \mathbf{x}_{d2}) + 5\epsilon].\end{aligned}\quad (124)$$

Hence,  $\lambda_{ijk1} \rightarrow 0$  as  $N \rightarrow \infty$ , if

$$\tilde{R}_{cp1} + R_{p1} + R'_{p1} \leq I(\mathbf{u}_1, \mathbf{x}_{p1}; \mathbf{y}_1 | \mathbf{x}_{d2}). \quad (125)$$

Thus, if the condition in (125) is satisfied, then the probabilities of error  $\lambda_{i1k1}$  and  $\lambda_{1jk1}$  also go to zero. When  $k \neq 1, l \neq 1$ , and  $(i, j) = (1, 1)$ , then

$$\begin{aligned}\lambda_{11kl} &= \sum_{k \neq 1, l \neq 1} P(E_{11kl}), \\ &\leq 2^N [\tilde{R}_{cp1} + R_{d2} - I(\mathbf{u}_1, \mathbf{x}_{d2}; \mathbf{y}_1 | \mathbf{x}_{p1}) + 5\epsilon].\end{aligned}\quad (126)$$

Hence,  $\lambda_{11kl} \rightarrow 0$  as  $N \rightarrow \infty$ , if

$$\tilde{R}_{cp1} + R_{d2} \leq I(\mathbf{u}_1, \mathbf{x}_{d2}; \mathbf{y}_1 | \mathbf{x}_{p1}). \quad (127)$$

When  $i \neq 1, j \neq 1, l \neq 1$ , and  $k = 1$ , then

$$\begin{aligned}\lambda_{ij1l} &= \sum_{i \neq 1, j \neq 1, l \neq 1} P(E_{ij1l}), \\ &\leq 2^N [R_{p1} + R'_{p1} + R_{d2} - I(\mathbf{x}_{p1}, \mathbf{x}_{d2}; \mathbf{y}_1 | \mathbf{u}_1) + 5\epsilon].\end{aligned}\quad (128)$$

Hence,  $\lambda_{ij1l} \rightarrow 0$  as  $N \rightarrow \infty$ , if

$$R_{p1} + R'_{p1} + R_{d2} \leq I(\mathbf{x}_{p1}, \mathbf{x}_{d2}; \mathbf{y}_1 | \mathbf{u}_1). \quad (129)$$

Thus, if the condition in (129) is satisfied, then the probabilities of error  $\lambda_{i11l}$  and  $\lambda_{1j1l}$  also go to zero. When  $i \neq 1, j \neq 1, k \neq 1$ , and  $l \neq 1$ , then

$$\begin{aligned}\lambda_{1jkl} &= \sum_{i \neq 1, j \neq 1, k \neq 1, l \neq 1} P(E_{ijkl}), \\ &\leq 2^N [R_{p1} + R'_{p1} + \tilde{R}_{cp1} + R_{d2} - I(\mathbf{u}_1, \mathbf{x}_{p1}, \mathbf{x}_{d2}; \mathbf{y}_1) + 5\epsilon].\end{aligned}\quad (130)$$

Hence,  $\lambda_{ijkl} \rightarrow 0$  as  $N \rightarrow \infty$ , if

$$R_{p1} + R'_{p1} + \tilde{R}_{cp1} + R_{d2} \leq I(\mathbf{u}_1, \mathbf{x}_{p1}, \mathbf{x}_{d2}; \mathbf{y}_1). \quad (131)$$

If the condition in (131) is satisfied, then the probabilities of error  $\lambda_{i1kl}$  and  $\lambda_{1jkl}$  also go to zero.

In a similar way, it can be shown that the probability of decoding error at receiver 2 goes to zero if the following condition is satisfied.

$$\tilde{R}_{cp2} \leq I(\mathbf{u}_2; \mathbf{y}_2). \quad (132)$$

Thus, the probabilities of encoding and decoding error go to 0 as  $N \rightarrow \infty$ , if (119), (121), (123), (125), (127), (129), (131) and (132) are satisfied. Then, by applying Fourier-Motzkin procedure [31] to these equations and the conditions for encoding error, the achievable rate in Theorem 6 can be obtained.

2) *Equivocation computation:* The equivocation at receiver 2 is bounded as follows. As the non-intended cooperative private message is canceled completely at receiver 2, it suffices to show the following, as mentioned in Appendix I2.

$$H(W_{p1}|\mathbf{y}_2^N) \geq N[R_{p1} - \epsilon_s]. \quad (133)$$

Consider the following:

$$\begin{aligned} H(W_{p1}|\mathbf{y}_2^N) &\geq H(W_{p1}|\mathbf{y}_2^N, \mathbf{u}_2^N), \\ &= H(W_{p1}, \mathbf{y}_2^N|\mathbf{u}_2^N) - H(\mathbf{y}_2^N|\mathbf{u}_2^N), \\ &\stackrel{(a)}{=} H(W_{p1}, \mathbf{y}_2^N, \mathbf{x}_{p1}^N, \mathbf{x}_{d2}^N|\mathbf{u}_2^N) - H(\mathbf{x}_{p1}^N, \mathbf{x}_{d2}^N|W_{p1}, \mathbf{y}_2^N, \mathbf{u}_2^N) - H(\mathbf{y}_2^N|\mathbf{u}_2^N), \\ &= H(\mathbf{x}_{p1}^N, \mathbf{x}_{d2}^N|\mathbf{u}_2^N) + H(W_{p1}, \mathbf{y}_2^N|\mathbf{x}_{p1}^N, \mathbf{x}_{d2}^N, \mathbf{u}_2^N) - H(\mathbf{y}_2^N|\mathbf{u}_2^N) \\ &\quad - H(\mathbf{x}_{p1}^N, \mathbf{x}_{d2}^N|W_{p1}, \mathbf{y}_2^N, \mathbf{u}_2^N), \\ &\geq H(\mathbf{x}_{p1}^N, \mathbf{x}_{d2}^N|\mathbf{u}_2^N) + H(\mathbf{y}_2^N|\mathbf{x}_{p1}^N, \mathbf{x}_{d2}^N, \mathbf{u}_2^N) - H(\mathbf{y}_2^N|\mathbf{u}_2^N) - H(\mathbf{x}_{p1}^N, \mathbf{x}_{d2}^N|W_{p1}, \mathbf{y}_2^N, \mathbf{u}_2^N), \\ &= R_{p1} + R'_{p1} + R_{d2} - I(\mathbf{x}_{p1}^N, \mathbf{x}_{d2}^N; \mathbf{y}_2^N|\mathbf{u}_2^N) - H(\mathbf{x}_{p1}^N, \mathbf{x}_{d2}^N|W_{p1}, \mathbf{y}_2^N, \mathbf{u}_2^N), \end{aligned} \quad (134)$$

where (a) is obtained using the relation:  $H(W_{p1}, \mathbf{y}_2^N, \mathbf{x}_{p1}^N, \mathbf{x}_{d2}^N|\mathbf{u}_2^N) = H(W_{p1}, \mathbf{y}_2^N|\mathbf{u}_2^N) + H(\mathbf{x}_{p1}^N, \mathbf{x}_{d2}^N|W_{p1}, \mathbf{y}_2^N, \mathbf{u}_2^N)$ . The second term in (134) is upper bounded as follows.

$$I(\mathbf{x}_{p1}^N, \mathbf{x}_{d2}^N; \mathbf{y}_2^N|\mathbf{u}_2^N) \leq NI(\mathbf{x}_{p1}, \mathbf{x}_{d2}; \mathbf{y}_2|\mathbf{u}_2) + N\epsilon'. \quad (135)$$

The above bound can be obtained by using similar steps as used in the proof of Lemma 1 in Appendix J. To bound the last term in (134), consider the joint decoding of  $W'_{p1}$  and  $W_{d2}$ , assuming that the receiver 2 is given  $W_{p1}$  and  $\mathbf{u}_2^N$  as side information. By following similar steps as in Appendix I2, it is possible to show that the probability of error is arbitrarily small for large  $N$ , provided the following conditions are satisfied:

$$\begin{aligned} R'_{p1} &\leq I(\mathbf{x}_{p1}; \mathbf{y}_2 | \mathbf{x}_{d2}, \mathbf{u}_2), \quad R_{d2} \leq I(\mathbf{x}_{d2}; \mathbf{y}_2 | \mathbf{x}_{p1}, \mathbf{u}_2), \\ R'_{p1} + R_{d2} &\leq I(\mathbf{x}_{p1}, \mathbf{x}_{d2}; \mathbf{y}_2 | \mathbf{u}_2). \end{aligned} \quad (136)$$

When the conditions in (136) are satisfied and for sufficiently large  $N$ , the following bound is obtained using Fano's inequality:

$$H(\mathbf{x}_{p1}^N, \mathbf{x}_{d2}^N | W_{p1} = w_{p1}, \mathbf{y}_1^N, \mathbf{u}_2^N) \leq N\delta_2. \quad (137)$$

Finally, the last term in (134) is bounded as follows.

$$\begin{aligned} H(\mathbf{x}_{p1}^N, \mathbf{x}_{d2}^N | W_{p1}, \mathbf{y}_2^N, \mathbf{u}_2^N) &= \sum_{w_{p1}} P(w_{p1}) H(\mathbf{x}_{p1}^N, \mathbf{x}_{d2}^N | W_{p1} = w_{p1}, \mathbf{y}_1^N, \mathbf{u}_2^N), \\ &\leq N\delta_2. \end{aligned} \quad (138)$$

Using (135) and (138), (134) becomes

$$H(W_{p1} | \mathbf{y}_2^N) \geq N [R_{p1} + R'_{p1} + R_{d2} - I(\mathbf{x}_{p1}, \mathbf{x}_{d2}; \mathbf{y}_2 | \mathbf{u}_2) - (\delta_2 + \epsilon')], \quad (139)$$

By choosing  $R'_{p1} = I(\mathbf{x}_{p1}; \mathbf{y}_2 | \mathbf{u}_2) - \epsilon'_2$  and  $R_{d2} = I(\mathbf{x}_{d2}; \mathbf{y}_2 | \mathbf{x}_{p1}, \mathbf{u}_2) - \epsilon''_2$  secrecy of the non-cooperative private part is ensured. Thus,

$$H(W_{p1} | \mathbf{y}_2^N) \geq N [R_{p1} - \epsilon_2]. \quad (140)$$

This completes the proof.

### M. Proof of Corollary 3

In the first and second time slots, transmitters 1 and 2 send the following encoded messages.

$$\begin{aligned} \mathbf{x}_1(1) &= \underline{\mathbf{x}}_{cp}[1](1) + \mathbf{x}_{p1}(1), \text{ and } \mathbf{x}_2(1) = \underline{\mathbf{x}}_{cp}[2](1) + \mathbf{x}_{d2}(1), \\ \mathbf{x}_1(2) &= \underline{\mathbf{x}}_{cp}[1](2) + \mathbf{x}_{d1}(2), \text{ and } \mathbf{x}_2(2) = \underline{\mathbf{x}}_{cp}[2](2) + \mathbf{x}_{p2}(2). \end{aligned} \quad (141)$$

In the following, the achievable secrecy rate and power allocation for different messages are discussed in case of the first time slot. Hence, for simplicity, the time index is omitted here. The mutual information given in Theorem 6 is evaluated as follows. From Theorem 6,  $R'_{p1}$  and  $R_{d2}$  are set as  $0.5 \log \left( 1 + \frac{h_c^2 P_{p1}}{1 + h_d^2 P_{d2}} \right)$  and  $0.5 \log(1 + h_d^2 P_{d2})$ , respectively. The first four inequalities in (22) lead, respectively, to

$$R_1 \leq \min \left[ 0.5 \log(1 + \sigma_{u1}^2 + h_d^2 P_{p1}), 0.5 \log(1 + h_d^2 P_{p1}) + \min \{ 0.5 \log(1 + \sigma_{u1}^2), C_G \} \right] - R'_{p1}, \quad (142)$$

$$R_1 \leq \min \left[ 0.5 \log(1 + \sigma_{u1}^2 + h_d^2 P_{p1} + h_c^2 P_{d2}), 0.5 \log(1 + \sigma_{u1}^2 + h_c^2 P_{d2}) + \min \{ 0.5 \log(1 + \sigma_{u1}^2), C_G \}, \right. \\ \left. 0.5 \log(1 + h_d^2 P_{p1}) + 0.5 \log(1 + \sigma_{u1}^2 + h_c^2 P_{d2}) \right] - (R'_{p1} + R_{d2}), \quad (143)$$

$$R_1 \leq 0.5 \log(1 + h_d^2 P_{p1} + h_c^2 P_{d2}) + 0.5 \log(1 + \sigma_{u1}^2 + h_c^2 P_{d2}) - (R'_{p1} + 2R_{d2}), \quad (144)$$

$$R_2 = \min \left\{ 0.5 \log \left( 1 + \frac{\sigma_{u2}^2}{1 + h_d^2 P_{d2} + h_c^2 P_{p1}} \right), C_G \right\}. \quad (145)$$

As  $R_{d2} = 0.5 \log(1 + h_d^2 P_{d2}) < 0.5 \log(1 + h_c^2 P_{d2})$ ,  $R_{d2}$  satisfies the last inequality in (22). Now, consider the power allocation for the private cooperative message, non-cooperative private message and dummy message as shown below. The encoded messages at transmitters 1 and 2 are:

$$\mathbf{x}_1 = h_d \mathbf{w}_{1z} - h_c \mathbf{w}_{2z} + \mathbf{x}_{p1}, \text{ and } \mathbf{x}_2 = h_d \mathbf{w}_{2z} - h_c \mathbf{w}_{1z} + \mathbf{x}_{d2}. \quad (146)$$

To simplify the power allocation, the variance of  $\mathbf{w}_{1z}$  and  $\mathbf{w}_{2z}$  are chosen to be the same. In order to satisfy the power constraint, the following conditions need to be satisfied.

$$(h_d^2 + h_c^2) \sigma_z^2 + P_{p1} \leq P_1, \text{ and } (h_d^2 + h_c^2) \sigma_z^2 + P_{d2} \leq P_2, \quad (147)$$

where  $P_i = \beta_i P$  ( $i = 1, 2$ ) and  $0 \leq \beta_i \leq 1$ . The power for the non-cooperative private message, cooperative private message and dummy message are chosen as follows:

$$\sigma_z^2 = \frac{\theta_1}{\theta_1 + \theta_2} \frac{P_1}{h_d^2 + h_c^2}, P_{p1} = \frac{\theta_2}{\theta_1 + \theta_2} P_1, \text{ and } P_{d2} = (P_2 - (h_d^2 + h_c^2) \sigma_z^2)^+. \quad (148)$$

where  $\theta_i \in [0, 1]$ . The parameters  $\theta_i$  and  $\beta_i$  are the power splitting and power control parameter, respectively. Hence,  $\theta_i$  and  $\beta_i$  are chosen such that the rates in (142)-(145) are maximized and the minimum of (142)-(144) gives the achievable secrecy rate for the transmitter 1 i.e.,  $R_1^*(1)$

and (145) gives the achievable secrecy rate for the transmitter 2. i.e.,  $R_2^*(1)$ . In a similar way, the achievable secrecy rate  $R_1^*(2)$  and  $R_1^*(2)$  can be determined in the second time slot. This completes the proof.

#### N. Proof of Theorem 7

Using Fano's inequality, the rate of user 1 is upper bounded as

$$\begin{aligned}
NR_1 &\leq I(W_1; \mathbf{y}_1^N) + N\epsilon_N, \\
&\stackrel{(a)}{\leq} h(\mathbf{y}_1^N) - h(\mathbf{y}_1^N | W_1, \mathbf{x}_1^N) + N\epsilon_N, \\
&\stackrel{(b)}{\leq} h(\mathbf{y}_1^N) - h(h_c \mathbf{x}_2^N + \mathbf{z}_1^N | \mathbf{v}_{12}^N, \mathbf{v}_{21}^N, W_1, \mathbf{x}_1^N) + N\epsilon_N, \\
&\stackrel{(c)}{=} h(\mathbf{y}_1^N) - h(h_c \mathbf{x}_2^N + \mathbf{z}_1^N | \mathbf{v}_{12}^N, \mathbf{v}_{21}^N) + N\epsilon_N, \\
&\stackrel{(d)}{=} h(\mathbf{y}_1^N) - h(h_c \mathbf{x}_2^N + \tilde{\mathbf{z}}_1^N | \mathbf{v}_{12}^N, \mathbf{v}_{21}^N) + N\epsilon_N, \\
\text{or } h(\tilde{\mathbf{s}}_2^N | \mathbf{v}_{12}^N, \mathbf{v}_{21}^N) &\leq h(\mathbf{y}_1^N) - NR_1 + N\epsilon_N, \text{ where } \tilde{\mathbf{s}}_2^N \triangleq h_c \mathbf{x}_2^N + \tilde{\mathbf{z}}_1^N, \tag{149}
\end{aligned}$$

where (a) and (b) follow by using the fact that the entropy cannot increase by additional conditioning; (c) follows by using the relation in (3), and (d) is obtained using the fact that the secrecy capacity region of an interference channel with confidential messages is invariant under any joint channel noise distribution  $P(z_1, z_2)$  that leads to the same marginal distributions  $P(z_1)$  and  $P(z_2)$  [28]. Although this invariance property is stated for GIC in [28], it is not difficult to see that this property holds for the GIC with limited-rate transmitter cooperation also.

Adopting similar steps as was used to obtain (149), the following bound on the conditional entropy is obtained.

$$h(\tilde{\mathbf{s}}_1^N | \mathbf{v}_{12}^N, \mathbf{v}_{21}^N) \leq h(\mathbf{y}_2^N) - NR_2 + N\epsilon_N, \text{ where } \tilde{\mathbf{s}}_1^N \triangleq h_c \mathbf{x}_1^N + \tilde{\mathbf{z}}_2^N, \tag{150}$$

The rate of user 1 can also be bounded as

$$\begin{aligned}
NR_1 &\leq I(W_1; \mathbf{y}_1^N) + N\epsilon, \\
&\stackrel{(a)}{\leq} I(W_1; \mathbf{y}_1^N) - I(W_1; \mathbf{y}_2^N) + N\epsilon', \\
&\stackrel{(b)}{\leq} I(W_1; \mathbf{y}_1^N, \mathbf{y}_2^N) - I(W_1; \mathbf{y}_2^N) + N\epsilon',
\end{aligned}$$

$$\begin{aligned}
&= I(W_1; \mathbf{y}_1^N | \mathbf{y}_2^N) + N\epsilon', \\
&= h(\mathbf{y}_1^N | \mathbf{y}_2^N) - h(\mathbf{y}_1^N | \mathbf{y}_2^N, W_1) + N\epsilon', \\
&= h(\mathbf{y}_1^N, \mathbf{y}_2^N) - h(\mathbf{y}_2^N) - h(\mathbf{y}_1^N | \mathbf{y}_2^N, W_1) + N\epsilon', \\
&\stackrel{(c)}{=} h(\mathbf{y}_1^N, \mathbf{y}_2^N, \tilde{\mathbf{s}}_1^N, \tilde{\mathbf{s}}_2^N) - h(\tilde{\mathbf{s}}_1^N, \tilde{\mathbf{s}}_2^N | \mathbf{y}_1^N, \mathbf{y}_2^N) - h(\mathbf{y}_2^N) - h(\mathbf{y}_1^N | \mathbf{y}_2^N, W_1) + N\epsilon', \\
&= h(\tilde{\mathbf{s}}_1^N, \tilde{\mathbf{s}}_2^N) + h(\mathbf{y}_1^N, \mathbf{y}_2^N | \tilde{\mathbf{s}}_1^N, \tilde{\mathbf{s}}_2^N) - h(\tilde{\mathbf{s}}_1^N, \tilde{\mathbf{s}}_2^N | \mathbf{y}_1^N, \mathbf{y}_2^N) - h(\mathbf{y}_2^N) - h(\mathbf{y}_1^N | \mathbf{y}_2^N, W_1) + N\epsilon', \\
&= I(\tilde{\mathbf{s}}_1^N, \tilde{\mathbf{s}}_2^N; \mathbf{y}_1^N, \mathbf{y}_2^N) + h(\mathbf{y}_1^N, \mathbf{y}_2^N | \tilde{\mathbf{s}}_1^N, \tilde{\mathbf{s}}_2^N) - h(\mathbf{y}_2^N) - h(\mathbf{y}_1^N | \mathbf{y}_2^N, W_1) + N\epsilon', \\
&\stackrel{(d)}{\leq} I(\tilde{\mathbf{s}}_1^N, \tilde{\mathbf{s}}_2^N; \mathbf{y}_1^N, \mathbf{y}_2^N, \mathbf{v}_{12}^N, \mathbf{v}_{21}^N) + h(\mathbf{y}_1^N, \mathbf{y}_2^N | \tilde{\mathbf{s}}_1^N, \tilde{\mathbf{s}}_2^N) - h(\mathbf{y}_2^N) - h(\mathbf{y}_1^N | \mathbf{y}_2^N, W_1) + N\epsilon', \\
&\leq H(\mathbf{v}_{12}^N, \mathbf{v}_{21}^N) + I(\tilde{\mathbf{s}}_1^N, \tilde{\mathbf{s}}_2^N; \mathbf{y}_1^N, \mathbf{y}_2^N | \mathbf{v}_{12}^N, \mathbf{v}_{21}^N) + h(\mathbf{y}_1^N, \mathbf{y}_2^N | \tilde{\mathbf{s}}_1^N, \tilde{\mathbf{s}}_2^N) \\
&\quad - h(\mathbf{y}_2^N) - h(\mathbf{y}_1^N | \mathbf{y}_2^N, W_1) + N\epsilon', \\
&\leq H(\mathbf{v}_{12}^N) + H(\mathbf{v}_{21}^N) + h(\tilde{\mathbf{s}}_1^N, \tilde{\mathbf{s}}_2^N | \mathbf{v}_{12}^N, \mathbf{v}_{21}^N) - h(\tilde{\mathbf{s}}_1^N, \tilde{\mathbf{s}}_2^N | \mathbf{y}_1^N, \mathbf{y}_2^N, \mathbf{v}_{12}^N, \mathbf{v}_{21}^N) \\
&\quad + h(\mathbf{y}_1^N, \mathbf{y}_2^N | \tilde{\mathbf{s}}_1^N, \tilde{\mathbf{s}}_2^N) - h(\mathbf{y}_2^N) - h(\mathbf{y}_1^N | \mathbf{y}_2^N, W_1) + N\epsilon', \\
&\stackrel{(e)}{\leq} H(\mathbf{v}_{12}^N) + H(\mathbf{v}_{21}^N) + h(\tilde{\mathbf{s}}_1^N | \mathbf{v}_{12}^N, \mathbf{v}_{21}^N) + h(\tilde{\mathbf{s}}_2^N | \mathbf{v}_{12}^N, \mathbf{v}_{21}^N) - h(\tilde{\mathbf{s}}_1^N, \tilde{\mathbf{s}}_2^N | \mathbf{y}_1^N, \mathbf{y}_2^N, \mathbf{v}_{12}^N, \mathbf{v}_{21}^N, \mathbf{x}_1^N, \mathbf{x}_2^N) \\
&= H(\mathbf{v}_{12}^N) + H(\mathbf{v}_{21}^N) + h(\tilde{\mathbf{s}}_1^N | \mathbf{v}_{12}^N, \mathbf{v}_{21}^N) + h(\tilde{\mathbf{s}}_2^N | \mathbf{v}_{12}^N, \mathbf{v}_{21}^N) - h(\tilde{\mathbf{z}}_1^N, \tilde{\mathbf{z}}_2^N) \\
&\quad + h(\mathbf{y}_1^N, \mathbf{y}_2^N | \tilde{\mathbf{s}}_1^N, \tilde{\mathbf{s}}_2^N) - h(\mathbf{y}_2^N) - h(\mathbf{z}_1^N) + N\epsilon', \tag{151}
\end{aligned}$$

where (a) is obtained using the secrecy constraint at receiver 2; (b) is due to the genie providing  $\mathbf{y}_2^N$  to receiver 1; (c) is obtained using the relation  $h(\mathbf{y}_1^N, \mathbf{y}_2^N, \tilde{\mathbf{s}}_1^N, \tilde{\mathbf{s}}_2^N) = h(\mathbf{y}_1^N, \mathbf{y}_2^N) + h(\tilde{\mathbf{s}}_1^N, \tilde{\mathbf{s}}_2^N | \mathbf{y}_1^N, \mathbf{y}_2^N)$ ; (d) is obtained using chain rule for mutual information, and (e) is obtained using the fact that removing conditioning cannot decrease the entropy and conditioning cannot increase the entropy. Using (149) and (150), (151) becomes

$$\begin{aligned}
N[2R_1 + R_2] &\leq H(\mathbf{v}_{12}^N) + H(\mathbf{v}_{21}^N) + h(\mathbf{y}_1^N) + h(\mathbf{y}_1^N, \mathbf{y}_2^N | \tilde{\mathbf{s}}_1^N, \tilde{\mathbf{s}}_2^N) \\
&\quad - h(\tilde{\mathbf{z}}_1^N) - h(\tilde{\mathbf{z}}_2^N) - h(\mathbf{z}_1^N) + N\epsilon'', \\
\text{or } R &\leq \max_{0 \leq \rho \leq 1} \frac{1}{3} \left[ 2C_G + 0.5 \log \left( 1 + \text{SNR} + \text{INR} + 2\rho\sqrt{\text{SNR INR}} \right) + 0.5 \log \det(\Sigma_{\bar{\mathbf{y}}|\bar{\mathbf{s}}}) \right]. \tag{152}
\end{aligned}$$

In the above equation,  $\rho$ ,  $\det(\cdot)$  and  $\Sigma_{\bar{\mathbf{y}}|\bar{\mathbf{s}}}$  are as defined in the statement of the theorem. The second term in (152) is obtained using the fact that differential entropy is maximized by the Gaussian distribution for a given power constraint. Hence, the following holds.

$$h(\mathbf{y}_1) \leq 0.5 \log \left( 2\pi e \left( 1 + \text{SNR} + \text{INR} + 2\rho\sqrt{\text{SNR}\text{INR}} \right) \right), \quad (153)$$

where SNR and INR are as defined in the statement of the theorem. The last term in (152) is obtained as follows.

$$h(\mathbf{y}_1, \mathbf{y}_2 | \tilde{\mathbf{s}}_1, \tilde{\mathbf{s}}_2) \leq 0.5 \log \det \left( 2\pi e \Sigma_{\bar{\mathbf{y}}|\bar{\mathbf{s}}} \right), \quad (154)$$

where  $\Sigma_{\bar{\mathbf{y}}|\bar{\mathbf{s}}} = \Sigma_{\bar{\mathbf{y}}} - \Sigma_{\bar{\mathbf{y}},\bar{\mathbf{s}}} \Sigma_{\bar{\mathbf{s}}}^{-1} \Sigma_{\bar{\mathbf{y}},\bar{\mathbf{s}}}^T$ ,  $\Sigma_{\bar{\mathbf{y}}} = E[\bar{\mathbf{y}}\bar{\mathbf{y}}^T]$ ,  $\Sigma_{\bar{\mathbf{y}},\bar{\mathbf{s}}} = E[\bar{\mathbf{y}}\bar{\mathbf{s}}^T]$ ,  $\Sigma_{\bar{\mathbf{s}}} = E[\bar{\mathbf{s}}\bar{\mathbf{s}}^T]$ ,  $\bar{\mathbf{y}} \triangleq [\mathbf{y}_1 \ \mathbf{y}_2]^T$ , and  $\bar{\mathbf{s}} \triangleq [\tilde{\mathbf{s}}_1 \ \tilde{\mathbf{s}}_2]^T$ . The evaluation of these terms are given in the statement of the theorem. This completes the proof.

#### O. Proof of Theorem 8

Using Fano's inequality, the rate of user 1 is upper bounded as

$$\begin{aligned} NR_1 &\leq I(W_1; \mathbf{y}_1^N) + N\epsilon_N, \\ &\stackrel{(a)}{\leq} I(W_1; \mathbf{y}_1^N, \mathbf{x}_2^N) + N\epsilon_N, \\ &= I(W_1; \mathbf{x}_2^N) + I(W_1; \mathbf{y}_1^N | \mathbf{x}_2^N) + N\epsilon_N, \\ &= I(W_1; \mathbf{x}_2^N) + h(\mathbf{s}'_1^N | \mathbf{x}_2^N) - h(\mathbf{s}'_1^N | \mathbf{x}_2^N, W_1) + N\epsilon_N, \text{ where } \mathbf{s}'_1^N \triangleq h_d \mathbf{x}_1^N + \mathbf{z}_1^N, \\ &= I(W_1; \mathbf{x}_2^N) + I(W_1; \mathbf{s}'_1^N | \mathbf{x}_2^N) + N\epsilon_N, \\ &\stackrel{(b)}{=} I(W_1; \mathbf{x}_2^N, \mathbf{s}'_1^N) + N\epsilon_N, \\ &\stackrel{(c)}{\leq} I(W_1; \mathbf{s}'_1^N) - I(W_1; \mathbf{y}_2^N) + I(W_1; \mathbf{x}_2^N | \mathbf{s}'_1^N) + N\epsilon'_N, \\ &\stackrel{(d)}{\leq} I(W_1; \mathbf{s}'_1^N, \mathbf{y}_2^N) - I(W_1; \mathbf{y}_2^N) + I(W_1; \mathbf{x}_2^N | \mathbf{s}'_1^N) + N\epsilon'_N, \\ &= I(W_1; \mathbf{s}'_1^N | \mathbf{y}_2^N) + I(W_1; \mathbf{x}_2^N | \mathbf{s}'_1^N) + N\epsilon'_N, \end{aligned}$$



$$\begin{aligned}
&\stackrel{(e)}{\leq} I(W_1; \mathbf{s}'_1^N | \mathbf{y}_2^N) + I(W_1; \mathbf{x}_2^N, \mathbf{v}_{12}^N, \mathbf{v}_{21}^N | \mathbf{s}'_1^N) + N\epsilon'_N, \\
&= I(W_1; \mathbf{s}'_1^N | \mathbf{y}_2^N) + I(W_1; \mathbf{v}_{12}^N, \mathbf{v}_{21}^N | \mathbf{s}'_1^N) + I(W_1; \mathbf{x}_2^N | \mathbf{s}'_1^N, \mathbf{v}_{12}^N, \mathbf{v}_{21}^N) + N\epsilon'_N, \\
&\leq I(W_1; \mathbf{s}'_1^N | \mathbf{y}_2^N) + H(\mathbf{v}_{12}^N, \mathbf{v}_{21}^N | \mathbf{s}'_1^N) + h(\mathbf{x}_2^N | \mathbf{s}'_1^N, \mathbf{v}_{12}^N, \mathbf{v}_{21}^N) \\
&\quad - h(\mathbf{x}_2^N | \mathbf{s}'_1^N, \mathbf{v}_{12}^N, \mathbf{v}_{21}^N, W_1) + N\epsilon'_N, \\
&\stackrel{(f)}{\leq} h(\mathbf{s}'_1^N | \mathbf{y}_2^N) - h(\mathbf{s}'_1^N | \mathbf{y}_2^N, W_1) + H(\mathbf{v}_{12}^N, \mathbf{v}_{21}^N) + N\epsilon'_N, \\
\text{or } R_1 &\leq \max_{0 \leq |\rho| \leq 1} [2C_G + 0.5 \log \Sigma_{\mathbf{s}' | \mathbf{y}_2}], \tag{155}
\end{aligned}$$

where (a) is due to the genie providing  $\mathbf{x}_2^N$  to receiver 1; (b) is obtained using chain rule for mutual information; (c) is obtained using secrecy constraint at receiver 2; (d) is due to the genie providing  $\mathbf{y}_2^N$  as side information to receiver 1, where  $\mathbf{x}_2^N$  is eliminated, (e) is obtained using the relation  $I(W_1; \mathbf{x}_2^N, \mathbf{v}_{12}^N, \mathbf{v}_{21}^N | \mathbf{s}'_1^N) = I(W_1; \mathbf{x}_2^N | \mathbf{s}'_1^N) + I(W_1; \mathbf{v}_{12}^N, \mathbf{v}_{21}^N | \mathbf{s}'_1^N, \mathbf{x}_2^N)$  and (f) is obtained using the relation in (3) and the fact that removing conditioning does not decrease the entropy. The last inequality is obtained using the fact that the differential entropy is maximized by the Gaussian distribution for a given power constraint. The term  $\Sigma_{\mathbf{s}' | \mathbf{y}_2}$  is evaluated as follows.

$$\Sigma_{\mathbf{s}' | \mathbf{y}_2} = E[\mathbf{s}'^2] - E[\mathbf{s}' \mathbf{y}_2] E[\mathbf{y}_2^2]^{-1} = 1 + \frac{\text{SNR} + \text{SNR}^2(1 - \rho^2)}{1 + \text{SNR} + \text{INR} + 2\rho\sqrt{\text{SNR} \text{INR}}}. \tag{156}$$

This completes the proof.

### P. Proof of Theorem 9

Using Fano's inequality, the rate of user 1 is upper bounded as

$$\begin{aligned}
NR_1 &\leq I(W_1; \mathbf{y}_1^N) + N\epsilon_N, \\
&\stackrel{(a)}{\leq} I(W_1; \mathbf{y}_1^N) - I(W_1; \mathbf{y}_2^N) + N\epsilon'_N, \\
&\leq I(W_1; \mathbf{y}_1^N, \mathbf{y}_2^N) - I(W_1; \mathbf{y}_2^N) + N\epsilon'_N, \\
&\leq h(\mathbf{y}_1^N | \mathbf{y}_2^N) - h(\mathbf{z}_1^N) + N\epsilon'_N, \\
\text{or } R_1 &\leq \max_{0 \leq |\rho| \leq 1} 0.5 \log \Sigma_{\mathbf{y}_1 | \mathbf{y}_2}, \tag{157}
\end{aligned}$$

where (a) is obtained using the secrecy constraint at receiver 2 and  $\Sigma_{y_1|y_2}$  is evaluated as follows:

$$\begin{aligned}\Sigma_{y_1|y_2} &= E[\mathbf{y}_1^2] - E[\mathbf{y}_1\mathbf{y}_2]^2 E[\mathbf{y}_2^2]^{-1}, \\ &= 1 + \text{SNR} + \text{INR} + 2\rho\sqrt{\text{SNR INR}} - \frac{(2\sqrt{\text{SNR INR}} + \rho(\text{SNR} + \text{INR}))^2}{1 + \text{SNR} + \text{INR} + 2\rho\sqrt{\text{SNR INR}}}.\end{aligned}\quad (158)$$

Substituting the value of  $\Sigma_{y_1|y_2}$  from (158) in (157) results in (27), and this completes the proof.

## REFERENCES

- [1] I.-H. Wang and D. Tse, "Interference mitigation through limited transmitter cooperation," *IEEE Trans. Inf. Theory*, vol. 57, no. 5, pp. 2941–2965, May 2011.
- [2] A. Carleial, "A case where interference does not reduce capacity (corresp.)," *IEEE Trans. Inf. Theory*, vol. 21, no. 5, pp. 569–570, 1975.
- [3] H. Sato, "The capacity of the gaussian interference channel under strong interference (corresp.)," *IEEE Trans. Inf. Theory*, vol. 27, no. 6, pp. 786–788, 1981.
- [4] R. Liu, I. Maric, P. Spasojević, and R. Yates, "Discrete memoryless interference and broadcast channels with confidential messages: Secrecy rate regions," *IEEE Trans. Inf. Theory*, vol. 54, no. 6, pp. 2493–2507, Jun. 2008.
- [5] X. Tang, R. Liu, P. Spasojević, and H. Poor, "Interference assisted secret communication," *IEEE Trans. Inf. Theory*, vol. 57, no. 5, pp. 3153–3167, May 2011.
- [6] O. Koyluoglu, H. El Gamal, L. Lai, and H. Poor, "Interference alignment for secrecy," *IEEE Trans. Inf. Theory*, vol. 57, no. 6, pp. 3323–3332, Jun. 2011.
- [7] O. Koyluoglu and H. El Gamal, "Cooperative encoding for secrecy in interference channels," *IEEE Trans. Inf. Theory*, vol. 57, no. 9, pp. 5682–5694, Sep. 2011.
- [8] X. He and A. Yener, "The gaussian many-to-one interference channel with confidential messages," *IEEE Trans. Inf. Theory*, vol. 57, no. 5, pp. 2730–2745, May 2011.
- [9] E. Ekrem and S. Ulukus, "Effects of cooperation on the secrecy of multiple access channels with generalized feedback," in *Conference on Information Sciences and Systems*, Mar. 2008, pp. 791–796.
- [10] —, "Secrecy in cooperative relay broadcast channels," *IEEE Trans. Inf. Theory*, vol. 57, no. 1, pp. 137–155, Jan. 2011.
- [11] Z. H. Awan, A. Zaidi, and L. Vandendorpe, "Multiaccess channel with partially cooperating encoders and security constraints," *CoRR*, vol. abs/1205.6852, 2012.
- [12] L. Lai and H. El Gamal, "The relay-eavesdropper channel: Cooperation for secrecy," *IEEE Trans. Inf. Theory*, vol. 54, no. 9, pp. 4005–4019, 2008.
- [13] V. Aggarwal, L. Sankar, A. Calderbank, and H. Poor, "Secrecy capacity of a class of orthogonal relay eavesdropper channels," *EURASIP Journal on Wireless Communications and Networking*, vol. 2009, no. 1, p. 494696, 2009.
- [14] E. Perron, S. Diggavi, and I. Telatar, "On cooperative secrecy for discrete memoryless relay networks," in *Proc. IEEE International Symposium on Information Theory (ISIT'2010)*, 2010, pp. 2573–2577.
- [15] A. Avestimehr, S. Diggavi, and D. Tse, "Wireless network information flow: A deterministic approach," *IEEE Trans. Inf. Theory*, vol. 57, no. 4, pp. 1872–1905, Apr. 2011.

- [16] R. Yates, D. Tse, and Z. Li, "Secret communication on interference channels," in *Proc. IEEE International Symposium on Information Theory (ISIT'2008)*, Jul. 2008, pp. 374–378.
- [17] E. Perron, S. Diggavi, and E. Telatar, "On cooperative wireless network secrecy," in *Proc. IEEE INFOCOM' 2009*, Apr. 2009, pp. 1935–1943.
- [18] M. El-Halabi, T. Liu, C. Georgiades, and S. Shamai, "Secret writing on dirty paper: A deterministic view," *IEEE Trans. Inf. Theory*, vol. 58, no. 6, pp. 3419–3429, Jun. 2012.
- [19] Z. Li, R. Yates, and W. Trappe, "Secrecy capacity region of a class of one-sided interference channel," in *Proc. IEEE International Symposium on Information Theory (ISIT'2008)*, 2008, pp. 379–383.
- [20] I.-H. Wang and D. Tse, "Interference mitigation through limited receiver cooperation," *IEEE Trans. Inf. Theory*, vol. 57, no. 5, pp. 2913–2940, May 2011.
- [21] A. Wyner, "The wire-tap channel," *Bell Syst. Tech. J.*, vol. 54, no. 8, pp. 1334–1387, Oct. 1975.
- [22] K. Marton, "A coding theorem for the discrete memoryless broadcast channel," *IEEE Trans. Inf. Theory*, vol. 25, no. 3, pp. 306–311, 1979.
- [23] P. Mohapatra and C. R. Murthy, "Secrecy in the 2-user symmetric deterministic interference channel with transmitter cooperation," in *Proc. IEEE 14th Workshop on Signal Processing Advances in Wireless Communications (SPAWC'2013)*, 2013, pp. 270–274.
- [24] —, "Outer bounds on the secrecy rate of the 2-user symmetric deterministic interference channel with transmitter cooperation," in *2014 Twentieth National Conference on Communications (NCC)*, Feb 2014, pp. 1–6.
- [25] C. Shannon, "Communication theory of secrecy systems," *Bell Syst. Tech. J.*, vol. 28, no. 4, pp. 656–715, Oct. 1949.
- [26] F. M. J. Willems, "The discrete memoryless multiple access channel with partially cooperating encoders (corresp.)," *IEEE Trans. Inf. Theory*, vol. 29, no. 3, pp. 441–445, 1983.
- [27] R. Liu and H. Poor, "Secrecy capacity region of a multiple-antenna gaussian broadcast channel with confidential messages," *IEEE Trans. Inf. Theory*, vol. 55, no. 3, pp. 1235–1249, March 2009.
- [28] X. He and A. Yener, "A new outer bound for the gaussian interference channel with confidential messages," in *Information Sciences and Systems, 2009. CISS 2009. 43rd Annual Conference on*, 2009, pp. 318–323.
- [29] R. Etkin, D. Tse, and H. Wang, "Gaussian interference channel capacity to within one bit," *IEEE Trans. Inf. Theory*, vol. 54, no. 12, pp. 5534–5562, Dec. 2008.
- [30] T. M. Cover and J. A. Thomas, *Elements of information theory*. John Wiley & Sons, 2012.
- [31] A. El Gamal and Y.-H. Kim, *Network information theory*. Cambridge University Press, 2011.
- [32] G. Kramer, "Topics in multi-user information theory," *Foundations and Trends in Communications and Information Theory*, vol. 4, no. 45, pp. 265–444, 2008. [Online]. Available: <http://dx.doi.org/10.1561/01000000028>

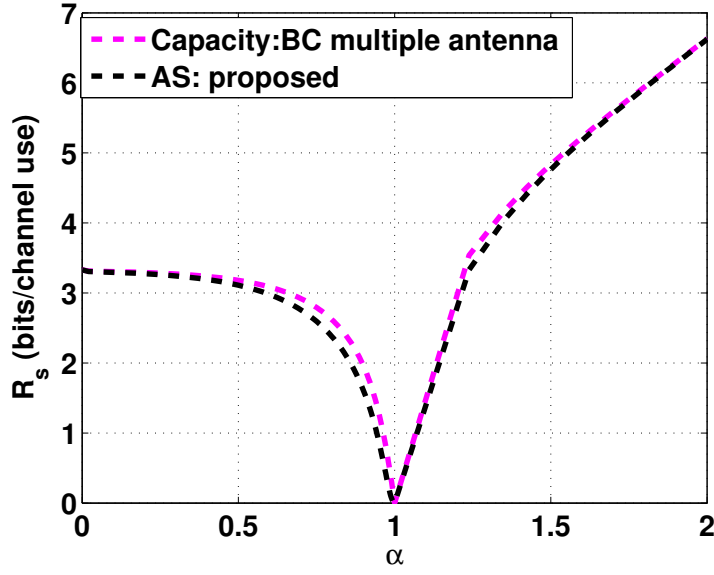


Fig. 9. Achievable secrecy rate for the GSIC with large  $C_G$ , and the capacity of GMBC with two transmit antennas and one receive antenna at each receiver [27]. For the GSIC and GMBC the individual power constraints at each transmitter are  $P = 100$  and  $P = 200$ , respectively. The channel gain to the intended receivers in both cases is  $h_d = 1$ . In the legend, *AS: proposed* stands for the achievable scheme proposed in this work.

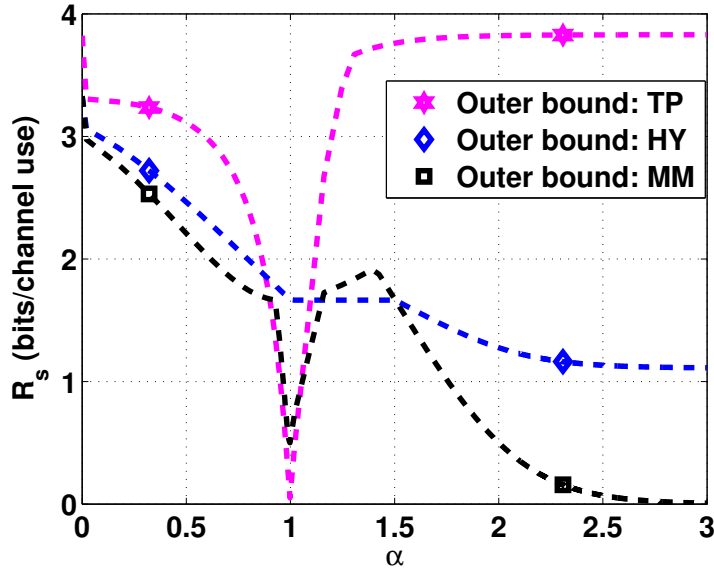


Fig. 10. Outer bound on the symmetric secrecy rate for GSIC with  $C_G = 0$ ,  $P = 100$  and  $h_d = 1$ . In the legend, TP stands for the outer bound derived in [5], HY stands for the outer bound on secrecy rate in [28] and MM stands for the outer bound derived in this work.

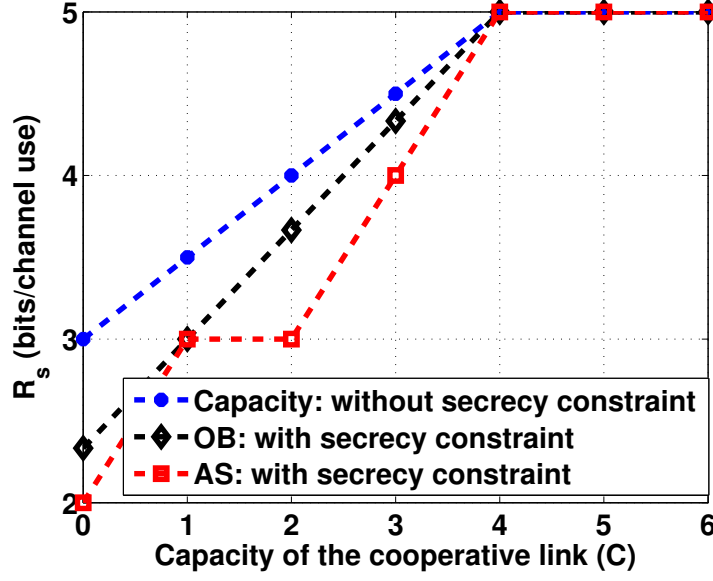


Fig. 11. Outer bound on the secrecy rate of the SLDIC with  $m = 5$  and  $n = 4$ . The capacity of the SLDIC without secrecy constraints is known in the literature [1]. In the legend, OB and AS stand for the outer bound and achievable scheme derived in this work, respectively.

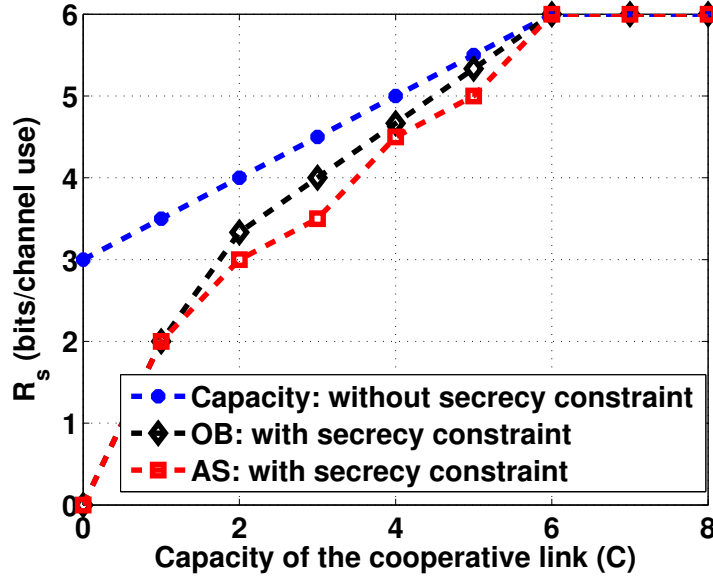


Fig. 12. Outer bound on the secrecy rate of the SLDIC with  $m = 3$  and  $n = 6$ . The capacity of the SLDIC without secrecy constraints is known in the literature [1]. In the legend, OB and AS stand for the outer bound and achievable scheme derived in this work, respectively. In this case the inner and outer bound match for  $C = 0, 1$ , and are fairly close at higher values of  $C$ . For  $C = 1$ , the capacity achieving scheme uses random bits sharing through the cooperative link.

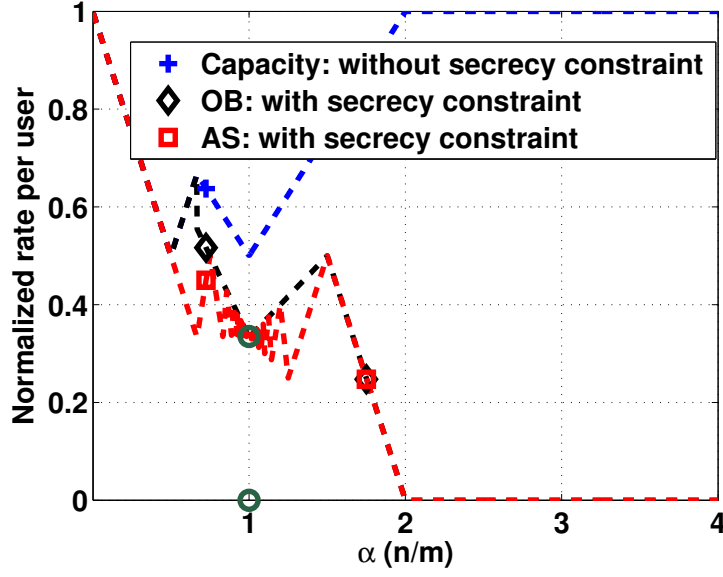


Fig. 13. Rate normalized w.r.t  $m$  for the SLDIC with  $C = 0$ . Although there exists a gap between the inner and outer bounds with the secrecy constraint, they match at many points too. In particular, in the initial part of the weak interference regime, i.e., for  $0 < \alpha < \frac{1}{2}$  and regime ( $\alpha \geq 1.5$ ), the capacity of the SLDIC is achieved by the proposed scheme.

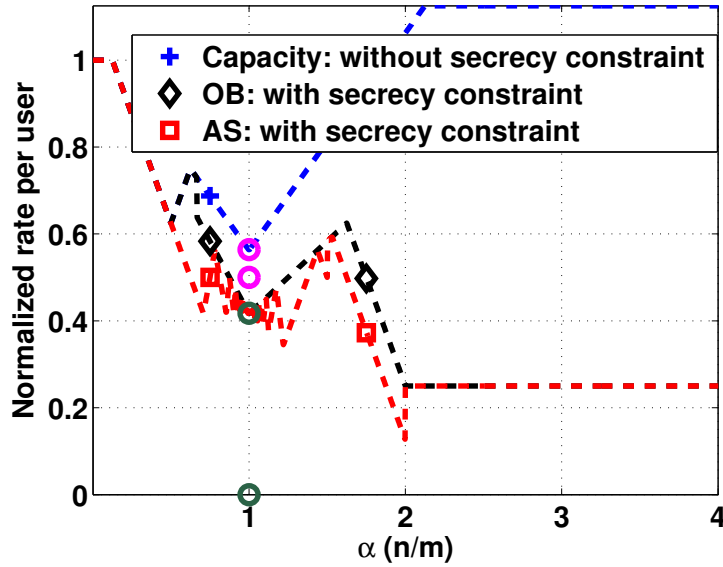


Fig. 14. Normalized rate w.r.t  $m$  for the SLDIC with  $C = 50$ . In this case, we obtain the capacity of the SLDIC in the initial part of the weak interference regime ( $0 < \alpha \leq \frac{1}{2}$ ) and in the very high interference regime ( $\alpha \geq 2$ ).

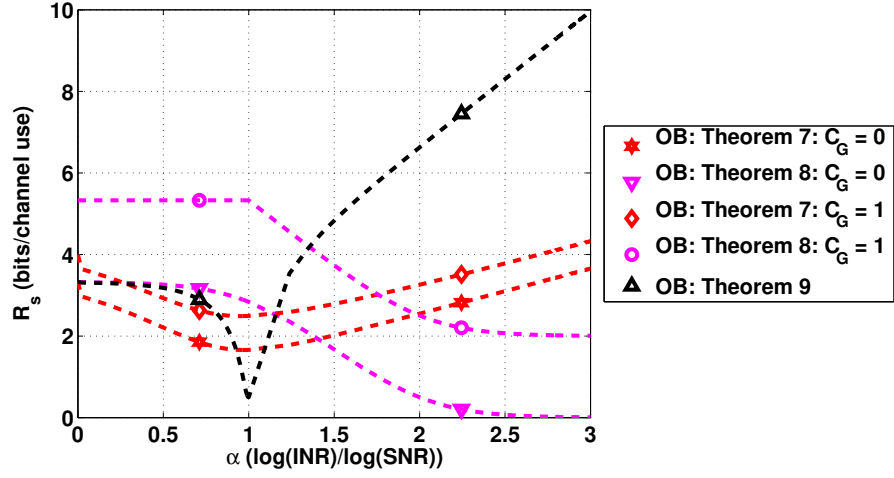


Fig. 15. Comparison of different outer bounds on the secrecy rate for the GSIC with  $P = 20\text{dB}$  and  $h_d = 1$ . In the legend, OB stands for the outer bound.

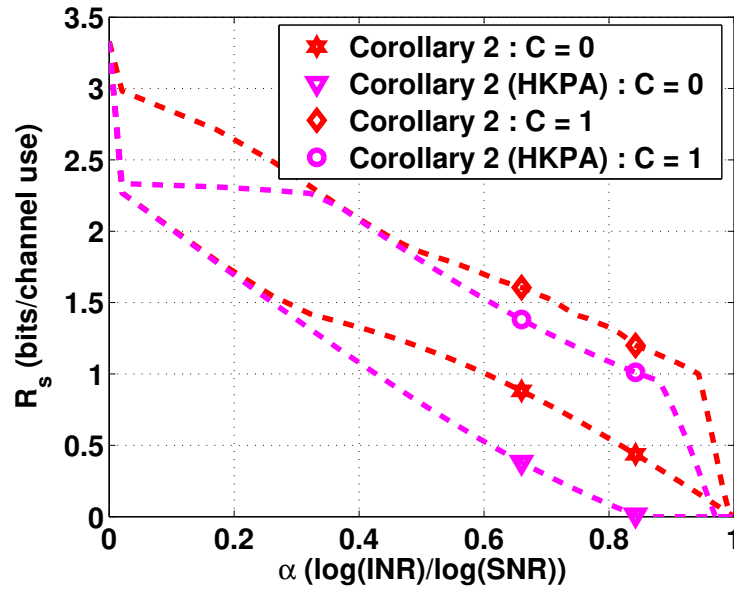


Fig. 16. Comparison of achievable schemes in Corollary 2 with different power allocations:  $P = 20\text{dB}$  and  $h_d = 1$ .

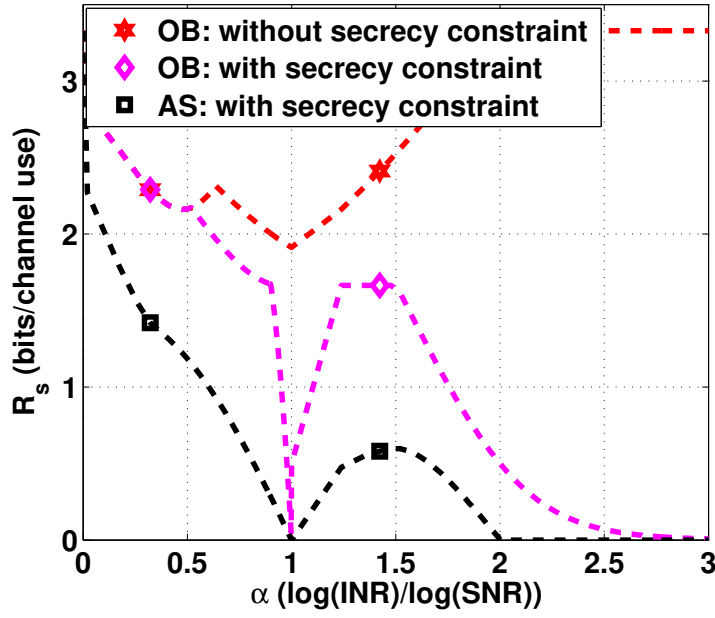


Fig. 17. Secrecy rate in case of GSIC with  $P = 100$  and  $C_G = 0$ . In the legend, OB stands for the outer bound and AS stands for the achievable scheme. Interestingly, the achievable secrecy rate increases with increase in the value of  $\alpha$ , when  $1 < \alpha \leq 1.5$ . However, when  $1.5 < \alpha < 2$ , the achievable secrecy rate decreases with increase in the value of  $\alpha$ .

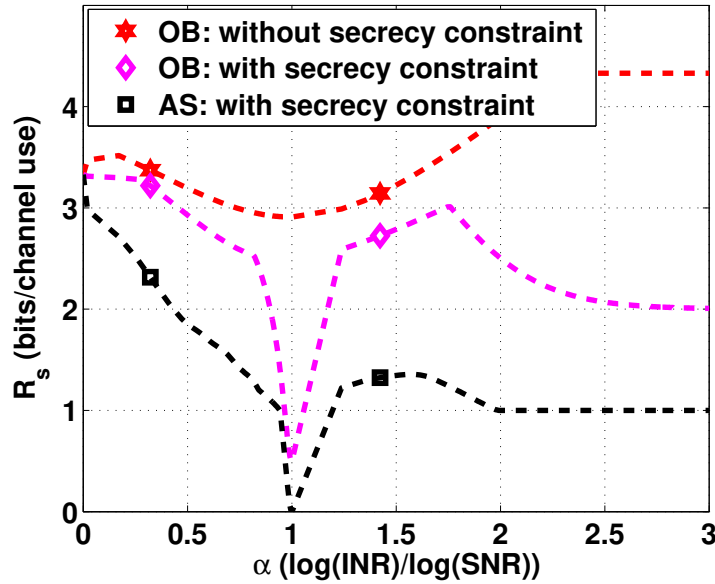


Fig. 18. Secrecy rate in case of GSIC with  $P = 100$  and  $C_G = 1$ . In the legend, OB and AS stand for the outer bound and achievable scheme, respectively.



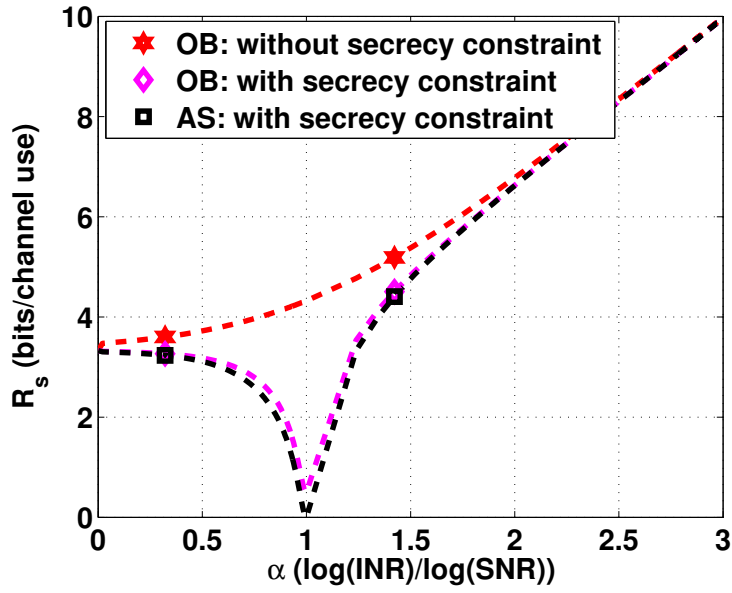


Fig. 19. Secrecy rate in case of GSIC with  $P = 100$  and  $C_G = 10$ . In the legend, OB stands for the outer bound and AS stands for the achievable scheme. In the later part of the very high interference regime, the achievable secrecy rate matches with the outer bound without secrecy constraint. Hence, there is no loss in the achievable rate due to the secrecy constraint at receiver.