

# On the duration and intensity of cumulative advantage competitions and the struggle of the fittest

Bo Jiang,<sup>1</sup> Liyuan Sun,<sup>2</sup> Daniel R. Figueiredo,<sup>3</sup> Bruno Ribeiro,<sup>4</sup> and Don Towsley<sup>1</sup>

<sup>1</sup>*University of Massachusetts Amherst, USA*

<sup>2</sup>*Tsinghua University, China*

<sup>3</sup>*Federal University of Rio de Janeiro, Brazil*

<sup>4</sup>*Carnegie Mellon University, USA*

At the heart of competition for resources lie two simple principles: “survival of the fittest”, which reflects how intrinsic fitnesses of competing agents influence their ability to gather resources; and “cumulative advantage”, which reflects how accumulated resources help gather even more resources. In this letter we show that competitions embodying just the essence of these two principles exhibit a variety of surprising behaviors with respect to their duration, as measured by how long it takes for an indisputable winner to emerge, and intensity, as measured by how many times agents have equal amount of resources. We demonstrate that when the fitnesses of the agents are different, long-lasting competitions continue to occur in spite of a dramatic decrease in their intensity and the certainty that the fitter agent will win. We also unveil an unexpected phenomenon that we call “struggle of the fittest”, where long-lasting competitions become *more* probable when one agent is slightly fitter than when agents are equally fit. These results have important implications for our understanding of competitions and various applications that leverage such models.

PACS numbers: 87.23.Ge, 89.75.Da, 05.40.-a, 02.50.-r

Competition for resources is a ubiquitous phenomenon that naturally arises in many scientific disciplines. A variety of models for competition have been proposed to study phenomena ranging from proteins binding within a cell [1, 2] and companies competing for customers [3] to papers competing for citations [4, 5]. These models generally have the following two ingredients (also present in most versions of the Pólya’s urn model [6]): agent-dependent *intrinsic fitness* reflecting the diversity in their ability to gather resources; and the principle of *cumulative advantage* (CA), where accumulated resources (wealth) promote gathering even more resources. The latter appears in the literature under many variants such as Price’s cumulative advantage model [4], preferential attachment [7, 8], “the rich get richer” [9], and Matthew effect [10]. Such models are arguably among the most widely studied and applied stochastic models to capture the essence of chance competitions in the presence of cumulative advantage, henceforth referred to as CA competitions.

Previous works on CA competitions generally focus on percentages of wealth gathered by different agents, known as *market share*, including convergence results and limit distributions [11–14]. However, two important metrics naturally associated with competitions, *duration*, which measures how long it takes for a clear winner to emerge, and *intensity*, which measures how many times the competitors are neck and neck, have largely been neglected in the literature. Previous results, to the best of our knowledge, establish only that both duration and intensity are finite, always with the fittest agent ultimately winning [11, 15], and that average intensity up to time  $t$  is approximately  $(\log t)^\alpha$ , where  $\alpha$  depends on the rela-

tive fitnesses of the competitors [16, 17]. In this letter we characterize the distributions of duration and intensity of CA competitions.

This work shows, both analytically and through simulations, that duration and intensity of CA competitions exhibit a host of unexpected behaviors. In particular, competition duration is always heavy-tailed, regardless of fitness values. In contrast, competition intensity is heavy-tailed only when agents are equally fit and light-tailed otherwise. Hence, competitions between agents with different fitnesses can be significantly long but have very few ties. Interestingly, we show that when fitnesses are similar but not equal, the distribution of competition duration exhibits a significantly heavier tail than when agents are equally fit. In such scenarios the fitter agent, despite being destined to be the ultimate winner, may only achieve victory by staying in the competition for an exceptionally long time, a phenomenon that we call “struggle of the fittest”.

**Model:** Our results are formally obtained by considering a competition between two agents  $X$  and  $Y$  with respective positive fitnesses  $f_X$  and  $f_Y$ . Let  $r = f_X/f_Y$  denote the fitness ratio. Without loss of generality, we assume that  $f_X \geq f_Y$  and hence  $r \geq 1$ . Wealth is measured in discrete units, and the competition starts at time  $t = 0$  with agents  $X$  and  $Y$  having  $x_0$  and  $y_0$  units of initial wealth, respectively. At each time step, one unit of wealth is added to the system and given to either  $X$  or  $Y$ . More specifically, let the cumulative wealth of  $X$  and  $Y$  at time  $t$  be  $X_t$  and  $Y_t$ , respectively. The unit of wealth

introduced at time  $t + 1$  is given to  $X$  with probability

$$p_{X,t} = \frac{f_X X_t}{f_X X_t + f_Y Y_t} = \frac{r X_t}{r X_t + Y_t}; \quad (1)$$

otherwise it is given to  $Y$ . Note that the form of the transition probabilities  $p_{X,t}$  embodies both fitness and CA effects, while yielding a very parsimonious model with just three parameters  $r$ ,  $x_0$  and  $y_0$ .

We make the notions of duration and intensity of competitions more precise by defining them through events of wealth ties. A tie occurs at time  $t$  if  $X_t = Y_t$ . Let  $S = \{t \geq 0 : X_t = Y_t\}$  be the set of all such tie instants. We define *duration* to be the time of the last tie if there is at least one, and zero otherwise, i.e.,  $T = \sup(S \cup \{0\})$ . We define *intensity* to be the total number of ties throughout the competition, i.e.,  $N = |S|$ . Note that both  $T$  and  $N$  are finite for all CA competitions since there is always a winner [11, 15]. Figure 1 illustrates a sample path of  $(X_t, Y_t)$  with three ties.

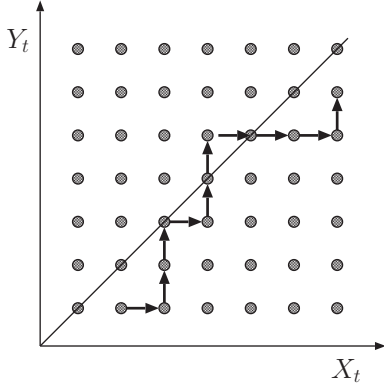


FIG. 1. A sample path of a CA competition with  $x_0 = 2$  and  $y_0 = 1$ , showing three ties at times  $t = 3, 5, 7$ .

Before we delve into our results, it is worthwhile, for the purpose of comparison, to introduce a chance competition model that incorporates the fitness effect but not the CA effect. We resort to random walk (RW) as the stochastic model for competitions *without* CA effect, also because RW competitions find many applications [18], including modeling bonds competing for buyers in efficient stock markets [19]. In a RW the transition probabilities do not change over time and are determined entirely by the fitness ratio  $r$ . In particular, the probability that agent  $X$  receives the unit of wealth introduced at any time is always given by

$$p_X = \frac{f_X}{f_X + f_Y} = \frac{r}{r + 1}. \quad (2)$$

The constant transition probabilities lead to a more tractable analysis, and thus the abundance of known results for RW competitions [18], including duration and intensity, defined in the same way as for CA competitions.

metric	definition	model	= fit.	$\neq$ fit. ( $r > 1$ )
duration	$\mathbb{P}[T \geq t]$	CA	$\sim t^{-1/2}$	$\lesssim t^{-(r-1)x_0}$ $\gtrsim t^{-(r-1)(x_0 - \frac{1}{r})}$
		RW <sup>[18]</sup>	1	$\leq \left[ \frac{4r}{(r+1)^2} \right]^t$
intensity	$\mathbb{P}[N \geq n]$	CA	$\sim n^{-1}$	$\leq \left( \frac{2}{r+1} \right)^{n-1}$
		RW <sup>[18]</sup>	1	$\left( \frac{2}{r+1} \right)^{n-1}$
terminus	$\mathbb{P}[T=t X_t=Y_t]$	CA	$\sim (\pi X_t)^{-1/2}$	$\sim \frac{r-1}{r+1}$
		RW <sup>[18]</sup>	0	$\frac{r-1}{r+1}$

TABLE I. Tail behavior of complementary distributions for duration and intensity of competitions in both RW and CA models. Multiplicative constants are omitted in all expressions involving  $t$  and  $n$  (see SI). Also shows the terminus probability (the probability the tie is the last one) at time  $t$ . The RW statistics can be found in most textbooks on the topic, e.g. [18, pp. 113,116].

In what follows, we use  $CA_ =$  and  $RW_ =$  to denote CA and RW competitions with identical fitness ( $r = 1$ ), respectively. We use  $CA_{\neq}$  and  $RW_{\neq}$  to denote CA and RW competitions with distinct fitnesses ( $r > 1$ ), respectively.

There are some connections between the CA and RW models that are useful in our analysis. In particular, in  $CA_ =$ , all paths connecting two given states  $(x_0, y_0)$  and  $(x, y)$  have the same probability. This is a nice property that  $CA_ =$  shares with RW, which enables us to leverage existing results on RW in our analysis of  $CA_ =$ . Unfortunately, this property is lost in  $CA_{\neq}$ , where we resort to the Chapman-Kolmogorov equation for upper and lower bounds on the probabilities of interest. In the limiting case where  $X_t$  and  $Y_t$  are both large but comparable to each other, the connection to RW is again partially retained, a fact we also exploit in the analysis of  $CA_{\neq}$ .

In the remainder of this letter we present and illustrate our results; see Table I for a summary of our results.

**Competition duration:** While a  $RW_ =$  competition never ends (see Table I), a  $RW_{\neq}$  competition ends quickly, and the larger the fitness ratio  $r$ , the shorter the competition. The story for CA competitions is drastically different. The introduction of the CA effect guarantees that a competition always ends, unlike the otherwise never ending competition between two equally fit agents ( $RW_ =$ ). On the other hand, the introduction of CA lengthens the competition between two unequally fit agents over that without the CA effect ( $RW_{\neq}$ ). Thus, cumulative advantage does *not* always make competitions shorter as one might expect.

More specifically, the duration  $T$  for  $CA_ =$  is heavy-tailed with the following asymptotic power-law distribu-

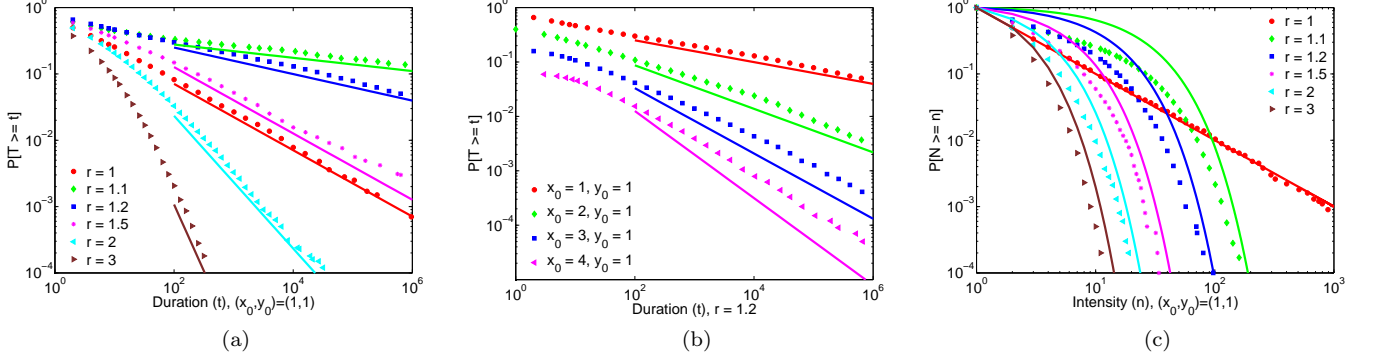


FIG. 2. CCDF of duration and intensity in various scenarios. The simulation results (shown in dots) are the sample averages of  $10^5$  independent runs for  $10^9$  time steps (plots truncated at  $10^6$  to mitigate the finite horizon effect). (a) and (b): For  $r = 1$ , the straight line corresponds to Eq. (3) with the proper multiplicative constant from SI. For  $r > 1$ , the straight lines have slope  $-(r-1)x_0$  corresponding to the power-law exponent of the lower bound in Eq. (4), and the multiplicative constants are chosen so that they are close to the simulation results for visual comparison. (a) Duration under different fitness ratio  $r$  ( $x_0 = y_0 = 1$  fixed); (b) Duration under different initial wealth  $x_0$  ( $r = 1.2$  and  $y_0 = 1$  fixed), showing that when the slightly fitter agent  $X$  starts out stronger (larger  $x_0$ ), the duration of  $CA_{\neq}$  becomes shorter, even shorter than  $CA_{=}$  for large enough  $x_0$ ; (c) Intensity under various fitness ratios  $r$ . The solid lines correspond to the upper bound in Eq. (6) for  $r > 1$ , and the exact analytical result in SI for  $r = 1$ .

tion (multiplicative constant omitted; see SI),

$$\mathbb{P}[T \geq t] \sim t^{-1/2}. \quad (3)$$

Note that the power-law exponent is always  $-1/2$ , independent of the initial wealth  $x_0$  and  $y_0$ . Consequently, although the duration of  $CA_{=}$  is finite rather than infinite as in  $RW_{=}$ , the expected duration is still infinite, even if  $x_0$  is significantly larger than  $y_0$  or vice versa.

For  $CA_{\neq}$ , the distribution of  $T$  is asymptotically lower and upper bounded by power laws,

$$\phi_1 t^{-(r-1)x_0} \lesssim \mathbb{P}[T \geq t] \lesssim \phi_2 t^{-(r-1)(x_0-r^{-1})}, \quad (4)$$

where  $\phi_1$  and  $\phi_2$  are positive constants (see SI for details about  $\phi_1$  and  $\phi_2$ ). Note that the power-law exponents in the upper and lower bounds depend on  $x_0$  but not on  $y_0$ , and they differ only by  $1 - r^{-1} < 1$ . Thus the shape of the distribution at large  $t$  is basically determined by the fitness ratio and the initial wealth of the fitter agent, while the initial wealth of the less fit plays at best a marginal role.

Contrasting Eqs. (3) and (4) leads to another interesting observation. Departing from  $CA_{=}$  by slightly increasing the fitness ratio  $r$  from 1 to  $1 + \varepsilon$ , where  $\varepsilon$  is close to 0, precipitates a *significant increase* in the probability of long-lasting competitions, as manifested in the discontinuous jump in the power-law exponents from  $-1/2$  in Eq. (3) to  $-\varepsilon x_0 \approx 0$  in Eq. (4). This is opposite to what happens in  $RW$  competitions, where a slight increase in fitness departing from  $RW_{=}$  to  $RW_{\neq}$  transforms the competition from one that never ends to one with a geometrically distributed duration. The lower bound in Eq. (4) shows that  $CA_{\neq}$  with  $r < 1 + (2x_0)^{-1}$  is more

likely to have long-lasting competitions than  $CA_{=}$ , despite the fact that the fitter agent is bound to become the ultimate winner. We call this phenomenon “struggle of the fittest”.

We verify our theoretical results against simulations. Figures 2(a) and 2(b) contrast the duration of simulated  $CA$  competitions for various initial conditions  $x_0, y_0$  and fitness ratios  $r$ . Note that the slopes of the curves in log-log scale are in good agreement with the predicted power-law exponents in Eqs. (3) and (4). Figure 2(a) illustrates how the distribution of duration jumps upward from the curve for  $CA_{=}$  to the curve for  $CA_{\neq}$  with  $r = 1.1$ . It also shows how the curves for  $CA_{\neq}$  become more and more tilted as  $r$  increases, being roughly parallel to the  $CA_{=}$  curve at  $r = 1 + (2x_0)^{-1} = 1.5$ . Figure 2(b) shows how the slopes of the curves, which correspond to the power-law exponents, depend critically on  $x_0$  (see SI for an illustration of the weak dependence on  $y_0$ ).

**Competition intensity:** Given that  $CA$  competitions are long-lasting, one might expect them also to be intense, i.e., exhibit many ties ( $X_t = Y_t$ ). This intuition is appropriate for  $CA_{=}$ , where  $N$  follows an asymptotic power-law distribution (multiplicative constant omitted; see SI),

$$\mathbb{P}[N \geq n] \sim n^{-1}. \quad (5)$$

In this case, the intensity has infinite expectation, as does the duration. We mention in passing that if we have a finite observation time  $t_f$ , the average intensity by time  $t_f$  grows as  $\log t_f$  (see SI), a phenomenon observed in the related  $CA$  model of Godrèche et al. [17].

In contrast,  $CA_{\neq}$  competitions are not intense despite

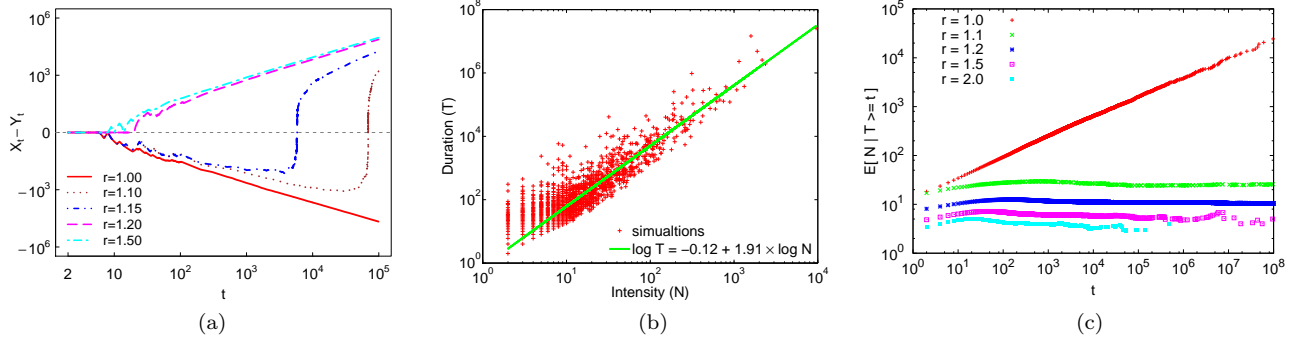


FIG. 3. (a) “Struggle of the fittest”: sample paths for different values of  $r$  ( $x_0 = y_0 = 1$ ), all generated using the same sequence of random bits. (b) Scatter plot of duration vs. intensity for  $10^4$  runs of  $CA_{=}$  competitions with  $x_0 = y_0 = 1$ , each simulated for  $10^9$  time steps. The solid line is the linear regression line for the log-transformed duration and intensity (sample Pearson correlation coefficient  $\rho = 0.94$ ; see SI). (c) Conditional average intensity of competitions conditioned on their duration being at least  $t$ , namely  $\mathbb{E}[N | T \geq t]$ , computed from  $10^4$  simulation runs of  $10^9$  time steps each ( $x_0 = y_0 = 1$ ).

their long duration. In fact their intensity is surprisingly mild, bounded above by a geometric distribution (see SI),

$$\mathbb{P}[N \geq n] \leq \left( \frac{2}{r+1} \right)^{n-1}, \quad \text{for } n \geq 1. \quad (6)$$

Hence the expectation and all higher moments of  $N$  are finite. Therefore, the intensity of  $CA$  competitions changes dramatically when the balance in fitness is broken, the distribution going from a power-law tail to an exponential tail; this is illustrated in Figure 2(c).

Why are  $CA_{\neq}$  competitions simultaneously mildly intense and long-lasting? The answer resides in the probability of  $Y$  being the eventual winner. In  $CA_{=}$  competitions,  $Y$  wins with probability  $y_0/(x_0 + y_0)$ , while in  $CA_{\neq}$  competitions  $Y$  (the less fit) never wins. However, for small values of  $r$ , especially for those very close to one, the dynamics in the initial stages of the competition closely follows that of  $CA_{=}$ . Thus there is a non-negligible chance that  $Y$  takes the lead by a fair amount, with the  $CA$  effect helping it uphold the lead for a long period of time over which there is no tie. Eventually, however, the fitness effect outweighs the  $CA$  effect, and  $X$  catches up with  $Y$ . By then they both have large accumulated wealth, which makes  $CA_{\neq}$  behave like  $RW_{\neq}$  in the vicinity of  $X = Y$  (see SI), allowing  $X$  to quickly establish a lead ahead of  $Y$ . At this final stage both the fitness and  $CA$  effects work in favor of  $X$ , and  $Y$  stands little chance of taking the lead again. To summarize, the less fit agent may take the lead for a long time due to the  $CA$  effect, but it will ultimately surrender the lead to the fitter agent and never lead again, a phenomenon that we call “delusion of the weakest”, which is just the flip-side of “struggle of the fittest”. Figure 3(a) illustrates this observation by showing sample paths for different values of  $r$ , all generated using the same sequence of random

bits. Note that for  $r = 1$ ,  $Y$  wins quickly, whereas for  $r = 1.1$  the fitter agent  $X$ , having trailed behind for a long time, eventually takes over after 69,426 time steps. Finally, for both  $r = 1.2$  and  $r = 1.5$  agent  $X$  has no trouble quickly winning the competition. These sample paths showcase the long struggle of the “slightly” fitter agent in competitions with  $CA$  effects.

**Relationship between duration and intensity:** Duration gives a natural upper bound  $N \leq T/2$  for intensity, i.e., the number of ties is at most half of the duration in any competition. In  $CA_{=}$ , duration and intensity are strongly and positively correlated. In fact, a tie at time  $t$  increases the probability of having another tie at a time later than  $t$ . More precisely, [15] shows that for  $CA_{=}$ ,

$$\mathbb{P}[T > t | X_t = Y_t] \simeq 1 - \frac{1}{\sqrt{\pi X_t}}. \quad (7)$$

Since  $X_t \simeq t/2$  at a tie, Eq. (7) implies that the later a tie occurs, the more likely that at least one more tie occurs in the future, making long-lasting competitions also intense. Figure 3(b) shows a scatter-plot of duration versus intensity from  $10^4$  independent simulation runs with  $x_0 = y_0 = 1$ , unveiling a strong positive correlation between the two statistics in log-log scale (sample Pearson correlation coefficient of 0.94; see SI).

Interestingly,  $CA_{\neq}$  shows a different behavior, since even long-lasting competitions exhibit only a small number of ties. Figure 3(c) shows simulation results for conditional average intensities of competitions with  $x_0 = y_0 = 1$  and different fitness ratios  $r$ , conditioned on the duration being at least  $t$ . Note that for  $r = 1$ , the conditional average intensity increases linearly with  $t$ , but for  $r > 1$ , it stabilizes as  $t$  increases. Again, we observe a sharp transition as we move from identical to distinct

fitnesses, this time in the correlation between intensity and duration.

**Summary:** In this letter we have shown that  $CA_{=}$  competitions are likely to have numerous ties while  $CA_{\neq}$  competitions have only few ties. We have also demonstrated that CA competitions can last exceedingly long either due to intense neck-and-neck tussle for leadership ( $CA_{=}$ ) or due to the “struggle of the fittest” phenomenon ( $CA_{\neq}$ ). Moreover, our results suggest that the progress of the competition battle in the early stages plays an important role, arguably as important as fitness superiority. And the existence of long-lasting CA competitions has far-reaching implications for our understanding of the principle of “survival of the fittest”. In RW-like competitions, it takes very little time for the fittest agent to establish dominance, so it is often reasonable to neglect the possibility of a premature burnout. In CA competitions, however, even the fittest may face the challenge of enduring an excessively long competition before burning out. This is especially true when the fittest is only slightly fitter than its competitor. Consequently, for CA competitions the motto “survival of the fittest and persistent” seems more appropriate than the more widely recognized “survival of the fittest”.

**Acknowledgements:** This work was supported in part by NSF grant CNS-1065133, Army Research Office Contract W911NF-12-1-03, and ARL Cooperative Agreement W911NF-09-2-0053. D. Figueiredo received financial support through grants from CAPES, FAPERJ and CNPq (Brazil). Liyuan Sun was supported in part by the National Natural Science Foundation (61221063), 863

High Tech Development Plan (2012AA011003) and 111 International Collaboration Program, of China.

- 
- [1] E. Eisenberg and E. Y. Levanon, *Phys. Rev. Lett.* **91**, 138701 (2003).
  - [2] N. v. Kampen, *North-Holland* **1** (1981).
  - [3] W. B. Arthur, *Increasing Returns and Path Dependence in the Economy* (U. Michigan Press, 1994).
  - [4] D. de Solla Price, *Journal of the American Society for Information Science* **27**, 292 (1976).
  - [5] D. Wang, C. Song, and A.-L. Barabási, *arXiv.org* (2013), 1306.3293v1.
  - [6] G. Pólya and F. Eggenberger, *Z. Angew. Math. Mech* **3**, 279 (1923).
  - [7] A. Barabási and R. Albert, *Science* **286**, 509 (1999).
  - [8] G. Bianconi and A. L. Barabási, *Europh. Let.* **54**, 436 (2001).
  - [9] A.-L. Barabási, *Science* **325**, 412 (2009).
  - [10] R. K. Merton, *Science* **159**, 56 (1968).
  - [11] H. Mahmoud, *Pólya urn models*, Vol. 76 (Chapman Hall/CRC, 2008).
  - [12] S. Janson, *Prob. Theory Related Fields* **134**, 417 (2005).
  - [13] R. Pemantle, *Probability Surveys* **4**, 25 (2007).
  - [14] R. Oliveira, *Journal of Combinatorics, Probability and Computing* **17** (2008).
  - [15] T. Antal, E. Ben-Naim, and P. Krapivsky, *Journal of Statistical Mechanics: Theory and Experiment* **2010**, P07009 (2010).
  - [16] C. Godrèche and J. M. Luck, *Journal of Statistical Mechanics: Theory and Experiment* **2010**, P07031 (2010).
  - [17] C. Godrèche, H. Grandclaude, and J. M. Luck, *Journal of Statistical Mechanics-Theory and Experiment* (2010).
  - [18] B. Hughes, *Random Walks and Random Environments*, Vol. 1 (Oxford University Press, 1995).
  - [19] B. G. Malkiel, *The Journal of Economic Perspectives* **17**, 59 (2003).