

Ising model on random networks and the canonical tensor model

Naoki SASAKURA^{a*}
Yuki SATO^{b†}

^a*Yukawa Institute for Theoretical Physics, Kyoto University,
Kyoto 606-8502, Japan*

^b*National Institute for Theoretical Physics,
Department of Physics and Centre for Theoretical Physics,
University of the Witwatersrand, WITS 2050, South Africa*

December 3, 2024

Abstract

We introduce a statistical system on random networks of trivalent vertices for the purpose of studying the canonical tensor model, which is a rank-three tensor model in the canonical formalism. The partition function of the statistical system has a concise expression in terms of integrals, and has the same symmetries as the kinematical ones of the canonical tensor model. We consider the simplest non-trivial case of the statistical system corresponding to the Ising model on random networks, and find that its phase diagram agrees with what is implied by regarding the Hamiltonian vector field of the canonical tensor model with $N = 2$ as a renormalization group flow. Along the way, we obtain an explicit exact expression of the free energy of the Ising model on random networks in the thermodynamic limit by the Laplace method. This paper provides a new example connecting a model of quantum gravity and a random statistical system.

*sasakura@yukawa.kyoto-u.ac.jp

†Yuki.Sato@wits.ac.za

1 Introduction

The difficulty of combining quantum mechanics and general relativity indicates our serious lack of consistent description of the nature. In spite of this difficulty, quantum gravitational phenomena have been estimated through various thought experiments [1]. They coherently suggest that the classical notion of a smooth and continuous manifold as the space-time should be replaced in some manner to a new quantum notion. Then the mission to construct quantum gravity would be to setup a dynamical theory of such a quantum notion and study its dynamics to see whether the common conventional characters of the space-time, such as smoothness, locality, classicality, causality, dimensionality, gravity, etc., can be derived as infrared emergent phenomena.

The setup we consider in this paper is a rank-three tensor model [2, 3, 4] in the canonical formalism [5, 6, 7, 8], dubbed *canonical tensor model* for short. It is supposed to be a theory of dynamical fuzzy spaces [9], and its dynamical variables are a canonical conjugate pair of tensors with three indices of cardinality* N . The model is formulated as a totally constrained system with a number of first-class constraints including Hamiltonian constraints. Remarkably, the Hamiltonian constraints can be uniquely fixed by the algebraic consistency of the constraints and some other physically reasonable assumptions. Indeed, the theoretical structure of the model is very similar to the ADM formalism of general relativity [10, 11, 12, 13, 14]. On the other hand, our knowledge on the dynamics of the model is quite limited; locality is favored as a result of quantum dynamics at least for $N = 2$ [8], and the mini-superspace approximation of the general relativity in any dimensions can be derived from the model with $N = 1$ [15]. Thus the present stage of its study is really far from deciding if the classical space-time can be derived as the infrared emergent phenomena, because of the lack of an efficient method to treat the model.

A possible strategy to study the dynamics of a model would be to relate it to a simpler system. In this paper, a certain statistical system on random networks is considered as such a simpler system. The random character of networks can be incorporated by defining the partition function of a system in terms of a certain integral form. Then it is seen that the system has the same symmetries as the kinematical ones of the canonical tensor model. This may constrain the possible dynamics of the statistical system in some manner, as the Hamiltonian constraint is determined uniquely in the canonical tensor model. In fact, we especially consider the case of the Ising model on random networks, and have found that the phase structure is in remarkable agreement with the prediction of the canonical tensor model with $N = 2$, if the Hamiltonian vector field of the canonical tensor model is regarded as the renormalisation group flow of the Ising model.

We mention some former works about the Ising model on random graphs. The Ising model on random trees is investigated in [16]. The Ising model on random surfaces is solvable in terms of the matrix model [17, 18]. This is extended [19] to the colored tensor model [20], in which the generated graphs are supposed to be dominated by branched polymers rather than higher dimensional random manifolds [21]. The random graphs we consider are different

*Namely, the indices can take N values, say $1, 2, \dots, N$.

from the above works; we consider networks generated by connecting trivalent vertices in absolutely random ways. Thus the Ising model on random networks we consider belongs to the category discussed more generally for vertices with arbitrary degrees in [22, 23]. However, our formulation and methodology are very different from [22, 23], and an explicit exact expression of the free energy in the thermodynamic limit is especially of our own.

This paper is organized as follows. In Section 2, we first present a grand type of partition function which has a formal expansion in a dummy variable so that each order of the expansion gives the partition function of a statistical system on random networks of the corresponding number of trivalent vertices. The symmetries of the system are discussed. In Section 3, as the simplest non-trivial case of the statistical model, we study the phase structure of the Ising model on random networks by numerically evaluating the polynomial function expressing the partition function. We see that the phase diagram agrees with the prediction made by regarding the Hamiltonian vector field of the canonical tensor model with $N = 2$ as the renormalization group flow of the Ising model. In Section 4, we apply the Laplace method to obtain an explicit exact expression of the free energy of the Ising model on random networks in the thermodynamic limit. The result agrees with the study in Section 3. In Section 5, we discuss the non-perturbative definition of the grand partition function, and, in Section 6, study its singular property in the non-perturbative regime. We find an agreement with a prediction based on the orientation-reversed renormalization group flow. In Section 7, we derive the Hamiltonian vector field of the canonical tensor model. The final section is devoted to summary and future prospects.

2 A statistical system on random networks of trivalent vertices

The statistical model considered in this paper is generated from the following grand type of partition function,

$$Z(M, t) = \int \prod_{d=1}^N d\phi_d e^{-\phi_a \phi_a + t M_{abc} \phi_a \phi_b \phi_c}, \quad (1)$$

where the indices take integer values from 1 to N , and we take the convention that repeated indices are supposed to be summed over, unless otherwise stated. Here M_{abc} is a real symmetric tensor with three indices, and t is a dummy variable introduced for convenience. To define the grand partition function (1) properly, a special care of the integration contours of ϕ_a is needed due to the unboundedness of the triple coupling term. This will be discussed in Section 5.

Here let us first treat the grand partition function $Z(M, t)$ in perturbation of t . A formal expansion is given by

$$Z(M, t) \simeq \sum_{n=0}^{\infty} t^n Z_n(M) = \sum_{n=0}^{\infty} \frac{t^n}{n!} \int_{-\infty}^{\infty} \prod_{d=1}^N d\phi_d (M_{abc} \phi_a \phi_b \phi_c)^n e^{-\phi_a \phi_a}. \quad (2)$$

In this perturbative treatment, the integration contours are set over the real axes[†], and the integrations are well defined for each $Z_n(M)$. By employing the Wick theorem for the Gaussian integrations, $Z_n(M)$ can be described graphically by the summation of the Feynman diagrams which are closed networks randomly connecting n trivalent vertices. Note that $Z_{n=\text{odd}} = 0$ for trivalent vertices. Note also that such networks contain disconnected ones in general, but actually such contributions are negligible in the thermodynamic limit discussed later. This can be checked explicitly by computing the $N = 1$ case, which has only the graphical degrees of freedom, and comparing the perturbative expansions in t of $\frac{1}{\sqrt{\pi}}Z(M, t)$ and $\log \frac{1}{\sqrt{\pi}}Z(M, t)$, where the latter expansion contains only the connected diagrams as a textbook knowledge. Thus the networks representing $Z_n(M)$ can effectively be regarded as connected ones with probability 1 in the large n limit.

In addition to the graphical aspect above, each vertex of a Feynman diagram is weighted by M_{abc} , and the summation over the indices can be regarded as that over the degrees of freedom on edges. Thus $Z_n(M)$ can be regarded as the partition function of a statistical system on random networks which have n trivalent vertices and one degree of freedom, which takes N values, on each edge.

In this paper, we will consider explicitly the case of $N = 2$, which corresponds to the Ising model on random networks. The relation between M and the common thermodynamic variables is given by

$$M_{abc} = e^{\frac{H}{2}(\sigma_a + \sigma_b + \sigma_c) + J(\sigma_a \sigma_b + \sigma_b \sigma_c + \sigma_c \sigma_a) + K \sigma_a \sigma_b \sigma_c}, \quad (3)$$

where σ_a takes the values of spin up and down, $\sigma_1 = 1$, $\sigma_2 = -1$, and H , J and K represent a magnetic field, the nearest-neighbor coupling, and a triple-coupling, respectively.

Alternatively, one can put Ising spins on vertices. In this case, the relation to the thermodynamic variables is given by

$$M_{abc} = \sum_{i=1}^2 R_{ai} R_{bi} R_{ci} e^{H \sigma_i}, \quad (4)$$

where R is a two-by-two real matrix satisfying

$$(R^T R)_{ij} = e^{J \sigma_i \sigma_j}. \quad (5)$$

The partition function $Z_n(M)$ defined in (2) is invariant under the orthogonal group transformation, $L \in O(N)$, as

$$Z_n(L(M)) = Z_n(M), \quad (6)$$

where

$$L(M)_{abc} = L_{aa'} L_{bb'} L_{cc'} M_{a'b'c'}. \quad (7)$$

[†]This will be justified in Section 5.

This invariance can be proved by using the invariance of the integration measure in (2) under the orthogonal group transformation of ϕ , $\phi'_a = \phi_b L_{ba}$. Similarly, for this symmetry to be satisfied also by the grand partition function (1), one has to define the integration measure in (1) properly. In fact, there exists a simple choice of the integration contours satisfying this invariance, as will be discussed in Section 5, and we have

$$Z(L(M), t) = Z(M, t). \quad (8)$$

The grand partition function (1) has also a rescaling invariance given by

$$Z(e^\sigma M, e^{-\sigma} t) = Z(M, t) \quad (9)$$

with real σ . By ignoring the transformation of the dummy variable t , these orthogonal and scale transformations of M can be regarded to define the gauge transformations of the statistical model. In fact, there is a physical reason to regard the scale transformation as an invariance: under the scale transformation, each $Z_n(M)$ is transformed by an overall factor, which is irrelevant for the statistical property.

In the present case of $N = 2$, these gauge transformations delete two of the degrees of freedom of M , which has originally four independent tensor elements. A convenient choice of a gauge is given by [8]

$$M_{111} = 1, \quad M_{112} = 0, \quad M_{122} = x_1, \quad M_{222} = x_2, \quad (10)$$

where x_i 's are real. Though this gauge is convenient for explicit computations, it suffers from the so-called Gribov ambiguity, namely, in general there exist distinct points in the (x_1, x_2) space, which are actually gauge equivalent. To distinguish the gauge-equivalence/inequivalence, it is convenient to consider for instance the following gauge invariant quantities,

$$Q_1(M) = \frac{g_1(M)}{g_0(M)}, \quad (11)$$

$$Q_2(M) = \frac{g_2(M)}{g_0(M)^2}, \quad (12)$$

where g_i 's are the $O(N)$ -invariant quantities defined by

$$g_0(M) = M_{abc}M_{abc}, \quad (13)$$

$$g_1(M) = M_{aab}M_{bcc}, \quad (14)$$

$$g_2(M) = M_{abc}M_{bcd}M_{def}M_{efa}. \quad (15)$$

By evaluating the values of Q_i , one can tell the gauge-equivalence/in-equivalence of the points in the (x_1, x_2) space[‡].

[‡]One may consider additional gauge-invariant quantities to reject the possibility that Q_i 's accidentally coincide for gauge-inequivalent points.

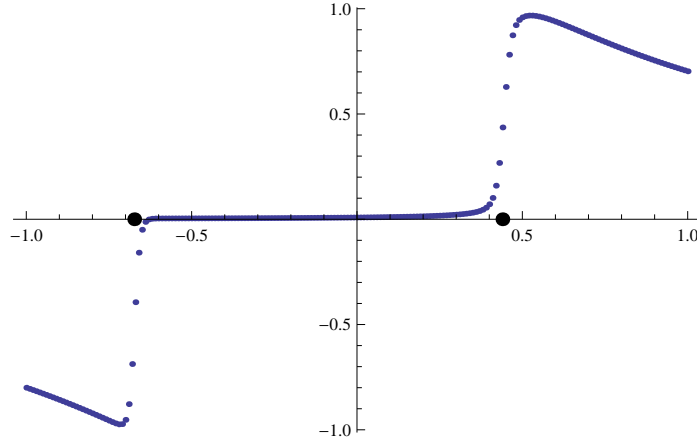


Figure 1: $-\partial_{x_1} f_{100}(x_1, x_2)$ for $-1 \leq x_1 \leq 1$ with intervals 0.01, and $x_2 = 0.5$. The horizontal axis represents x_1 . The larger dots on the horizontal axis show the locations of the phase transition lines (19) for $x_2 = 0.5$ predicted from the tensor model.

3 Numerical study of the partition function of the Ising model on random networks

Let us set $N = 2$ and consider the gauge (10). The partition function Z_{2n} in (2) is given by

$$Z_{2n}(x_1, x_2) = \frac{1}{(2n)!} \int_{-\infty}^{\infty} dr_1 dr_2 (r_1^3 + 3x_1 r_1 r_2^2 + x_2 r_2^3)^{2n} e^{-r_1^2 - r_2^2} \quad (16)$$

$$= \sum_{l_1, l_2=0}^{l_1+2l_2 \leq 2n} \frac{(3n - l_1 - 3l_2 - \frac{1}{2})! (l_1 + 3l_2 - \frac{1}{2})!}{(2n - l_1 - 2l_2)! (l_1)! (2l_2)!} (3x_1)^{l_1} x_2^{2l_2}. \quad (17)$$

Here, from the first to the second line, we have expanded $(\dots)^{2n}$ in polynomials and carried out the Gaussian integrations of all the terms. Let us consider the free energy per vertex defined by

$$f_{2n}(x_1, x_2) = -\frac{1}{2n} \log [Z_{2n}(x_1, x_2)]. \quad (18)$$

Since (17) is merely a polynomial function of x_i 's, one can easily study numerically the properties of $f_{2n}(x_1, x_2)$ in various regions of the parameters. For instance, Figure 1 plots $-\partial_{x_1} f_{100}(x_1, x_2)$ for $-1 \leq x_1 \leq 1$ and $x_2 = 0.5$. One can clearly see that there exist jumps around $x_1 = -0.7$ and $x_1 = 0.4$. In fact, the jumps become sharper for larger n , while their locations and the values of $-\partial_{x_1} f_{2n}(x_1, x_2)$ around them seem to converge in large n . These facts indicate the existence of first-order phase transitions at these points in the thermodynamic limit $n \rightarrow \infty$. By studying various parameter regions, one can find that the locations of the phase transition lines are consistent with the solid lines in Figure 2. The solid lines are the expected phase transition lines derived by regarding the Hamiltonian vector field of the

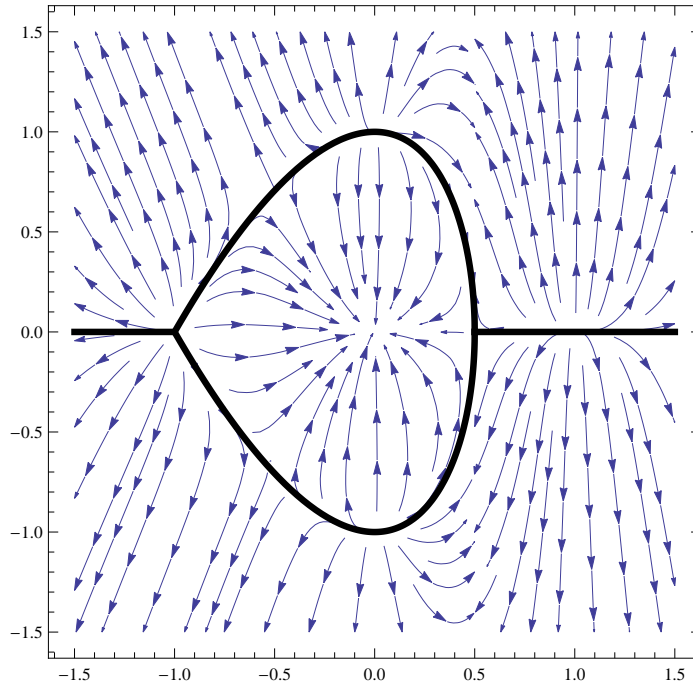


Figure 2: The Hamiltonian vector field of the canonical tensor model in the (x_1, x_2) space. The horizontal and vertical axes represent x_1 and x_2 , respectively. The solid lines are the expected phase transition lines.

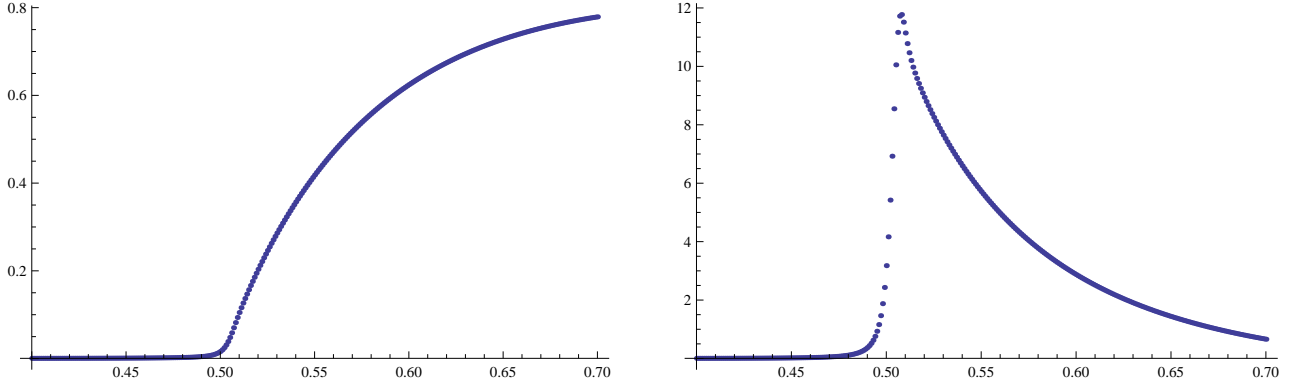


Figure 3: The left and right figures show $-\partial_{x_1} f_{10000}$ and $-\partial_{x_1}^2 f_{10000}$, respectively, for $0.4 \leq x_1 \leq 0.7$ with intervals 0.001, and $x_2 = 0$. The horizontal axes represent x_1 .

canonical tensor model, which will be discussed in Section 7, as a renormalization group flow. The equations of the lines are given by

$$x_2 = \begin{cases} \pm(1+x_1)\sqrt{1-2x_1}, & -1 \leq x_1 \leq \frac{1}{2}, \\ 0, & \text{otherwise.} \end{cases} \quad (19)$$

In fact, the values of x_1 for $x_2 = 0.5$ are indicated by the larger points on the horizontal axis in Figure 1, and their locations are in good agreement with the jumping points.

The phase transitions seem to be mostly first-order, but there exists also a second-order phase transition point at $(x_1, x_2) = (0.5, 0)$. This can be seen in Figures 3, which plot $-\partial_{x_1} f_{10000}$ and $-\partial_{x_1}^2 f_{10000}$ for the interval $0.4 \leq x_1 \leq 0.7$ and $x_2 = 0$. While the first derivative is continuous, the second derivative shows discontinuity at $x_1 = 0.5$.

The location of the second-order phase transition point $(x_1, x_2) = (0.5, 0)$ agrees with the known result in the literatures [22, 23]. The authors have argued that the Curie point of the Ising model on random networks is located at

$$J_c = \frac{1}{2} \log \left[\frac{\langle k^2 \rangle}{\langle k^2 \rangle - 2\langle k \rangle} \right], \quad (20)$$

where k and $\langle \rangle$ denote degrees of vertices and average over networks, respectively. Since, in our case, all the vertices are trivalent, the critical coupling should be given by

$$J_c = \frac{1}{2} \log[3]. \quad (21)$$

As discussed in Section 2, we can take two distinct interpretations concerning the positions of the degrees of freedom on networks. The above known result assumes that the Ising spins are on the vertices, and we also take this interpretation. Then, for $H = 0$, the gauge-invariant

quantities (11) and (12) take

$$Q_1 = \frac{e^J + e^{3J}}{e^{-3J} + e^{3J}} = \frac{(x_1 + 1)^2 + x_2^2}{3x_1^2 + x_2^2 + 1}, \quad (22)$$

$$Q_2 = \frac{4 + e^{-6J} + e^{-2J} + e^{2J} + e^{6J}}{2(e^{-3J} + e^{3J})^2} = \frac{2x_1^2 x_2^2 + (2x_1^2 + x_2^2)^2 + (x_1^2 + 1)^2}{(3x_1^2 + x_2^2 + 1)^2}, \quad (23)$$

for (4), (5) and for the gauge (10). These equations can be solved by

$$(x_1, x_2) = (\tanh[J], 0). \quad (24)$$

Therefore (21) is gauge-equivalent to $(x_1, x_2) = (\frac{1}{2}, 0)$ as expected.

4 The exact free energy in the thermodynamic limit

In fact, the free energy $f_{2n} = -\frac{1}{2n} \log[Z_{2n}]$ can be computed exactly in the thermodynamic limit $n \rightarrow \infty$ in the following manner. Let us first rewrite the partition function defined in (2) as

$$\begin{aligned} Z_{2n}(M) &= \frac{1}{(2n)!} \int_{-\infty}^{\infty} \prod_{d=1}^N d\phi_d (M_{abc} \phi_a \phi_b \phi_c)^{2n} e^{-\phi_a \phi_a} \\ &= \frac{1}{(2n)!} \int_{-\infty}^{\infty} \prod_{d=1}^N d\phi_d e^{-\phi_a \phi_a + n \log[(M_{abc} \phi_a \phi_b \phi_c)^2]} \\ &= \frac{(2n)^{\frac{N}{2}}}{(2n)!} \int_{-\infty}^{\infty} \prod_{d=1}^N d\phi_d e^{2n(-\phi_a \phi_a + \frac{1}{2} \log[(M_{abc} \phi_a \phi_b \phi_c)^2]) + 3n \log[2n]}, \end{aligned} \quad (25)$$

where we have rescaled $\phi \rightarrow \sqrt{2n}\phi$ in the last line. Then, we can see that, in the thermodynamic limit $n \rightarrow \infty$, the free energy is given by

$$f(M) = \bar{\phi}_a \bar{\phi}_a - \frac{1}{2} \log[(M_{abc} \bar{\phi}_a \bar{\phi}_b \bar{\phi}_c)^2] + f_{nw}, \quad (26)$$

where $f_{nw} = -\frac{1}{2} \log[2n] - 1$ is a divergent but M independent part, and $\bar{\phi}$ is real and taken so that it gives the minimum of the right-hand side of (26) for a given M [§]. This is an application of the Laplace method to evaluate a real integration. f_{nw} would be regarded as the free energy of the networks rather than that of the statistical system on them. The expression (26) has at most $\log[n]/n$ corrections, and is therefore exact in the thermodynamic limit. Thus the system is treatable by a sort of mean-field-like method, and this would be consistent with the former arguments on the critical exponents [22, 23].

[§]In the evaluation of the partition function in (25), it is obvious that there exists also a contribution from $\phi = -\bar{\phi}$ as equally as $\phi = \bar{\phi}$. This results in a multiplicative factor of 2 to the partition function. But this factor is irrelevant in the thermodynamic limit, since (26) is affected merely by $O(\frac{1}{n})$.

The maximization condition of $\bar{\phi}_a$ may be solved by one of the solutions to the extremeness condition,

$$2\bar{\phi}_a - \frac{3M_{abc}\bar{\phi}_b\bar{\phi}_c}{M_{abc}\bar{\phi}_a\bar{\phi}_b\bar{\phi}_c} = 0. \quad (27)$$

By rescaling $\bar{\phi}_a = gw_a$ with $g = M_{abc}\bar{\phi}_a\bar{\phi}_b\bar{\phi}_c$, (27) is equivalently given by

$$2w_a - 3M_{abc}w_bw_c = 0, \quad (28)$$

$$g^2w_aw_a = \frac{3}{2}. \quad (29)$$

With this parametrization, the free energy (26) is given by

$$f(M) = \frac{3}{2} - \frac{1}{2} \log \left[\frac{3}{2} \right] + \frac{1}{2} \log[w_aw_a] + f_{nw}. \quad (30)$$

Here we have used

$$\phi_a\phi_a = g^2w_aw_a = g^2w_a \cdot \frac{3}{2}M_{abc}w_bw_c = \frac{3}{2}, \quad (31)$$

which can be derived from (28) and $g = M_{abc}\bar{\phi}_a\bar{\phi}_b\bar{\phi}_c = g^3M_{abc}w_aw_bw_c$. Thus the problem to obtain the exact free energy reduces to solve (28) and take, from all the solutions, the one which minimizes w_aw_a (> 0).

Now let us explicitly consider the Ising model $N = 2$, and take the gauge (10). Then the explicit form of (28) is given by

$$-2w_1 + 3w_1^2 + 3x_1w_2^2 = 0, \quad (32)$$

$$w_2(-2 + 6x_1w_1 + 3x_2w_2) = 0. \quad (33)$$

There are two sets of meaningful solutions ($w_aw_a > 0$) as

$$w_1 = \frac{2}{3}, \quad w_2 = 0, \quad (34)$$

and

$$w_1 = \frac{4x_1^2 + x_2^2 \pm x_2\sqrt{-4x_1 + 8x_1^2 + x_2^2}}{3(4x_1^3 + x_2^2)}, \quad (35)$$

$$w_2 = \frac{2\left(x_2 - x_1x_2 \mp x_1\sqrt{-4x_1 + 8x_1^2 + x_2^2}\right)}{3(4x_1^3 + x_2^2)}. \quad (36)$$

By considering which of the solutions minimizes w_aw_a for each (x_1, x_2) , it is concluded that we should take

$$w_aw_a = \begin{cases} \frac{4}{9} & \text{for } -1 \leq x_1 \leq \frac{1}{2}, \quad |x_2| < (1+x_1)\sqrt{1-2x_1}, \\ \frac{8(1-6x_1+9x_1^2+x_2^2)}{9(|x_2|(-4x_1+8x_1^2+x_2^2)^{\frac{3}{2}}-8x_1^3+24x_1^4+2x_2^2-6x_1x_2^2+12x_1^2x_2^2+x_2^4)} & \text{otherwise.} \end{cases} \quad (37)$$

This gives the exact free energy through (30), and confirms the phase structure and the numerical values in Section 3.

The gauge (10) is convenient for the explicit computations and the comparison with the canonical tensor model, but it turns out that it is not so for the study of the thermodynamical properties of the Ising model with the usual thermodynamic variables. We will study the exact thermodynamic properties of the Ising model on random networks in a separate publication [24].

5 Non-perturbative definition of the grand partition function

The grand partition function (1) is not well-defined, if the integrations of ϕ_a 's are taken to be from $-\infty$ to ∞ on the real axis, because of the unboundedness of the triple coupling. On the other hand, we should keep the perturbative properties discussed in Section 3, where the integrations are assumed so. In fact, there exists a proper way to take the integration contours in complex planes to reconcile the two requirements.

For illustration, let us first discuss the simplest case with $N = 1$. The grand partition function (1) is given by

$$Z^{N=1}(M, t) = \int d\phi e^{-\phi^2 + tM\phi^3}. \quad (38)$$

Let us assume $t, M > 0$. Then, to make the integration finite, one has to deform the contour in such a way that $\text{Re}(-\phi^2 + tM\phi^3) \rightarrow -\infty$ for $|\phi| \rightarrow \infty$. A simple deformation would be

$$\phi = e^{i\theta} r \text{ with } \begin{cases} -\frac{\pi}{6} \leq \theta \leq \frac{\pi}{6} & r \leq 0, \\ \frac{\pi}{6} \leq \theta < \frac{\pi}{2} & r > 0. \end{cases} \quad (39)$$

Because of the fast damping of the integrand at infinite $|r|$, the partition function is independent of θ in the range.

On the other hand, the perturbative expansion of the grand partition function in t is given by

$$Z^{N=1}(M, t) \simeq \sum_{n=0}^{\infty} \frac{(tM)^n}{n!} \int d\phi \phi^{3n} e^{-\phi^2}. \quad (40)$$

In Section 3, the integrations are assumed to be over the real axis from $-\infty$ to ∞ . In fact, because of the fast damping of the integrands, the Gaussian integrals of each order term in (40) do not depend on the change of contours in the form $\phi = e^{i\theta} r$ with $-\frac{\pi}{4} < \theta < \frac{\pi}{4}$. Since this range contains the real axis and is also overlapping with the region in (39), it is concluded that the perturbative property of the grand partition function remains the same even after the integration contour is deformed as in (39).

Once the grand partition function is defined for $t, M > 0$, one can define it for other parameter regions by analytic continuation. This is equivalent to deforming the integration contour continuously so that $\text{Re}(-\phi^2 + tM\phi^3) \rightarrow -\infty$ for $|\phi| \rightarrow \infty$ is kept to hold throughout the continuous change of t, M in the complex planes. With this procedure, one can easily show that the grand partition function can be equivalently defined by considering first pure imaginary tM with the integration of ϕ over the real axis from $-\infty$ to ∞ and then performing the analytical continuation of tM to real values [¶].

The simplest choice in (39) will be $\theta = \frac{\pi}{6}$ commonly for both positive and negative r . In this case, the triple coupling takes pure imaginary values, and the integration in (40) is obviously convergent. This is true for any N , and the contours can be taken to be

$$\phi_a = e^{\frac{\pi}{6}i} r_a, \quad (a = 1, 2, \dots, N), \quad (41)$$

with real r_a . This simplest common choice of the contours guarantees the gauge invariance (8) of the grand partition function. More complicated choices of contours depending on the signature of r_a or on ϕ_a 's will make the invariance a complicated issue to be proved, since the orthogonal transformation (8) mixes ϕ_a 's and also the positive and negative values of r_a 's.

Since the integration contours of ϕ_a are deformed in the complex plane, the grand partition function takes complex values in general even for real t, M . Since the perturbative part is the same as the one obtained by the Gaussian integrations over the real axes, imaginary values appear only in non-perturbative corrections to the grand partition function. We leave the physical interpretation of this aspect for future study.

6 Numerical analysis of the grand partition function

The analysis of the partition function $Z_{2n}(M)$ in Section 3 concerns the perturbative aspect of the grand partition function $Z(M, t)$ about $t = 0$. A new aspect of the non-perturbative definition in the previous section would appear in its large t limit. In this section, we will analyze this limit in the case of $N = 2$ with the gauge (10).

The phase structure in such a limit could be predicted from the canonical tensor model by reversing the Hamiltonian vector field employed in Figure 2. The reversed flow diagram is shown in Figure 4, and the solid lines are the expected phase transition lines, which are given by

$$\begin{aligned} 4x_1^3 + x_2^2 &= 0, & x_1 &\leq 0, \\ x_2 &= 0, & 0 < x_1 &\leq 1/2. \end{aligned} \quad (42)$$

We will show below the results of the numerical analysis of the grand partition function. Figures 5 plot the real part of the grand partition function for $x_1 = -0.4$ and $-1 \leq x_2 \leq 1$.

[¶]All the above discussions for $N = 1$ can be supported by the explicit expression of the grand partition function, $Z^{N=1}(M, t) = \frac{2i}{3\sqrt{3}tM} e^{-\frac{2}{27(tM)^2}} K_{\frac{1}{3}}\left(-\frac{2}{27(tM)^2}\right)$, with a modified Bessel function.

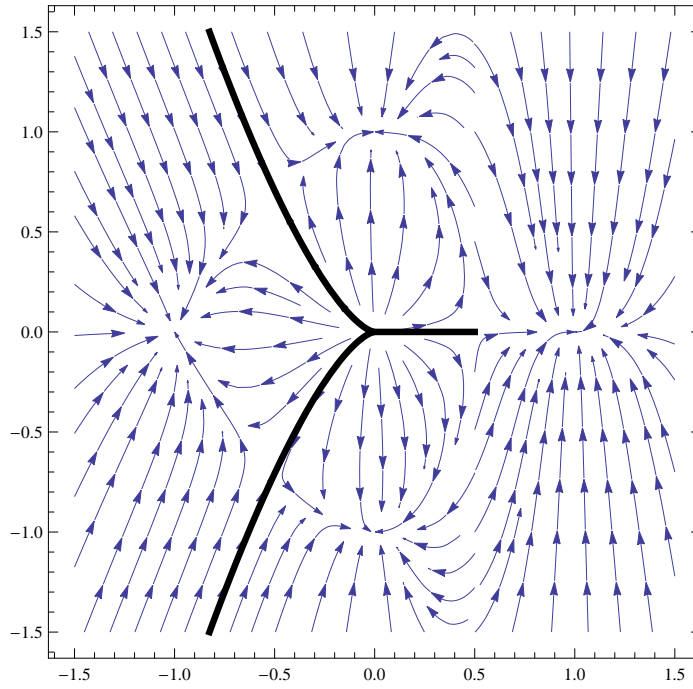


Figure 4: The reversed Hamiltonian vector field of the canonical tensor model. The solid lines are the expected phase transition lines. The line $(x_1, x_2) = (\frac{1}{2}, \text{arbitrary})$ is a locus of gauge-singularities and is not physical.

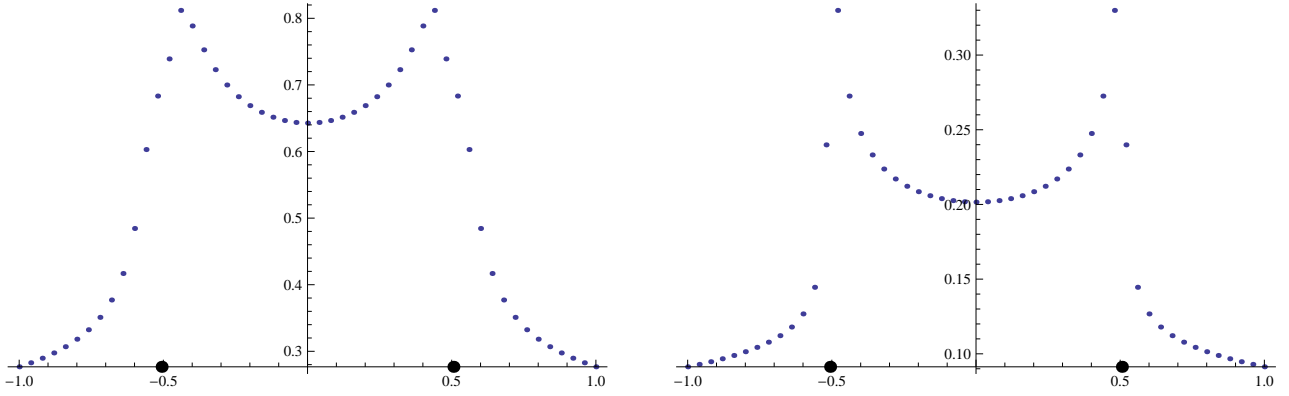


Figure 5: The real part of the grand partition function $Z(x_1, x_2, t)$ for $x_1 = -0.4$ and $-1 \leq x_2 \leq 1$ with interval 0.04. The horizontal axes represent x_2 . The left and right figures are for $t = 10$ and $t = 50$, respectively. The larger points on the horizontal axes indicate the values of x_2 of the transition lines (42) at $x_1 = -0.4$.

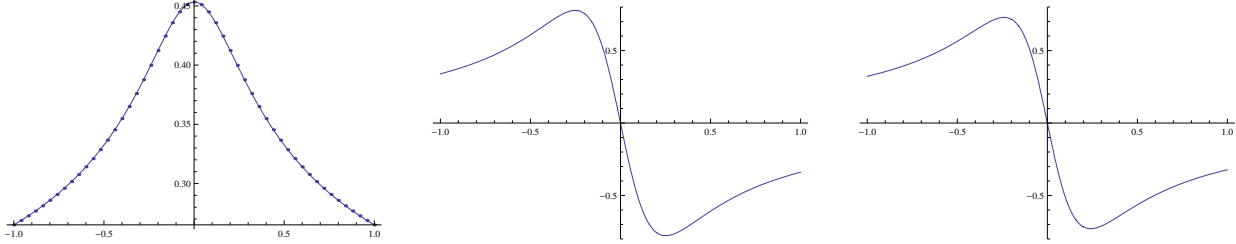


Figure 6: In the left figure, $Z(x_1, x_2, t)$ is plotted for $t = 10$, $x_1 = 0.25$ and $-1 \leq x_2 \leq 1$ with interval 0.04, and the solid line represents an interpolating function $g(x_2)$. The horizontal axes represent x_2 . The middle and right figures show $\frac{d}{dx_2} \log[g(x_2)]$ for $t = 10$ and $t = 50$, respectively.

The left and right figures are for $t = 10$ and $t = 50$, respectively. The larger points on the horizontal axes indicate the values of x_2 of the phase transition lines (42) at $x_1 = -0.4$. At least in this range of values of t , the peaks are getting more enhanced by taking t larger, and the peaks can be expected to become singularities in $t \rightarrow \infty$. The locations are consistent with (42). We have also studied some cases with different $x_1 < 0$, and have obtained results consistent with (42).

Figures 6 compare the real part of the grand partition function for two values of t , $t = 10$ and $t = 50$, at $x_1 = 0.25$ and $-1 \leq x_2 \leq 1$. The values are interpolated by functions, and the first derivatives of their logarithm are shown for each case of t . Though there exists a rapid change of the first derivative around the origin, which is a characteristics of a first-order phase transition, the change does not seem to develop by taking t larger. This suggests that the line $0 < x_1 < \frac{1}{2}$ in (42) is merely a crossover line, but not a phase transition line. This might be related to the fact that the line vanishes at $x_1 = \frac{1}{2}$ in Figure 4, and the two phases in both sides of the line are connected. We could not numerically find any particular features of the grand partition function around $x_2 = 0$ for $x_1 > \frac{1}{2}$.

In Figure 4, the flow diagram seems to show that the line $(x_1, x_2) = (\frac{1}{2}, \text{arbitrary})$ should also be considered to be a phase transition line. However, as will be explained in Section 7, the line is a locus of gauge singularities and is not physical. In fact, we could not see any particular behaviors around the line by the numerical analysis.

7 The Hamiltonian vector field of the canonical tensor model

The main purpose of the present paper is to point out that the phase transition lines of the Ising model on random networks of trivalent vertices, which have been numerically studied in the previous sections, are in remarkable agreement with what can be derived from the Hamiltonian vector field of the canonical tensor model. The canonical tensor model has been developed in a series of papers [5, 6, 7, 8] by one of the authors as a discrete model of quantum gravity.

The dynamical variables of the canonical tensor model are most generally taken to be Hermitian tensors with three indices. In the current application, however, it is enough to assume the tensors with three indices to be symmetric and real for simplicity, since M in (1) is so. This simpler setting has also been employed in [8], which is followed in the presentation below.

The canonical tensor model has the kinematical symmetries which are actually the same as the orthogonal and scale transformations, (8) and (9), of the statistical system. The generators of these gauge symmetries are respectively expressed by

$$\mathcal{J}_{[ab]} = \frac{1}{2} (P_{acd} M_{bcd} - P_{bcd} M_{acd}), \quad (43)$$

$$\mathcal{D} = -\frac{1}{3} M_{abc} P_{abc}, \quad (44)$$

where we have introduced the conjugate momentum to M by

$$\{M_{abc}, P_{def}\} = \frac{1}{2} \sum_{\sigma} \delta_{a\sigma(d)} \delta_{b\sigma(e)} \delta_{c\sigma(f)}, \quad (45)$$

$$\{M_{abc}, M_{def}\} = \{P_{abc}, P_{def}\} = 0. \quad (46)$$

Here $\{\cdot, \cdot\}$ denotes the Poisson bracket, the summation is over all the permutations of d, e, f , and $[\]$ symbolically represents the anti-symmetric character, $\mathcal{J}_{[ab]} = -\mathcal{J}_{[ba]}$. The orthogonal and scaling gauge transformations are generated by $\{\cdot, \mathcal{J}_{[ab]}\}$ and $\{\cdot, \mathcal{D}\}$, respectively. The canonical tensor model has been constructed so that these symmetry generators and “local” Hamiltonians form a first-class constraint algebra, which defines the canonical tensor model as a totally constrained system in a consistent manner. In fact, as discussed in [5], the final form of the algebraic structure is very similar to the first-class constraint algebra in the ADM formalism of the general relativity [10, 11, 12, 13, 14], and there exists a formal limiting procedure to take the structure of the canonical tensor model to that of general relativity.

In [6], it is shown that the above algebraic condition as well as some other physically reasonable assumptions determine uniquely the Hamiltonian constraints as

$$\mathcal{H}_a = M_{abc}M_{bde}P_{cde}. \quad (47)$$

For a given vector \mathcal{N} , these Hamiltonian constraints generate a flow in the space of M as

$$\delta M_{abc} = \{M_{abc}, \mathcal{H}_d\}\mathcal{N}_d = \mathcal{N}_d M_{dae}M_{ebc} + \mathcal{N}_d M_{dbe}M_{eca} + \mathcal{N}_d M_{dce}M_{eab}. \quad (48)$$

In the present application of this paper, we take the following assumptions for the choice of \mathcal{N} : \mathcal{N} is a homogeneous function of M , and is covariant under the orthogonal transformation (8). These properties make the flow to be consistent with the gauge invariance (8) and (9). Then the simplest choice is

$$\mathcal{N}_a = M_{abb}. \quad (49)$$

To compare the flow with the study of the Ising model in the previous sections, we will take $N = 2$ and project the flow (48) with (49) onto the gauge-fixing surface (10). On the gauge-fixing surface, the vector fields generated by the gauge transformations and the Hamiltonian constraints are respectively expressed as

$$\mathcal{J}_{12} \propto \frac{\partial}{\partial M_{111}} + x_1 \frac{\partial}{\partial x_1} + x_2 \frac{\partial}{\partial x_2}, \quad (50)$$

$$\mathcal{D} \propto (1 - 2x_1) \frac{\partial}{\partial M_{112}} - x_2 \frac{\partial}{\partial x_1} + 3x_1 \frac{\partial}{\partial x_2}, \quad (51)$$

$$\begin{aligned} \mathcal{H} \propto & \left(3 \frac{\partial}{\partial M_{111}} + x_1(1 + 2x_1) \frac{\partial}{\partial x_1} + 3x_1x_2 \frac{\partial}{\partial x_2}, \right. \\ & \left. x_1(1 + 2x_1) \frac{\partial}{\partial M_{112}} + 3x_1x_2 \frac{\partial}{\partial x_1} + 3(x_1^2 + x_2^2) \frac{\partial}{\partial x_2} \right), \end{aligned} \quad (52)$$

where we have ignored some irrelevant overall constant factors. The components of M_{111} and M_{112} in the Hamiltonian vector fields are the directions going out of the gauge surface (10). These out-going components can be pulled back to the gauge surface by the gauge transformations generated by \mathcal{J}_{12} and \mathcal{D} . This is equivalent to solving $\mathcal{J}_{12} = \mathcal{D} = 0$ for $\frac{\partial}{\partial M_{111}}$, $\frac{\partial}{\partial M_{112}}$ and substituting them into \mathcal{H} . Then, we obtain the Hamiltonian vector fields projected on the gauge surface as

$$\begin{aligned} \mathcal{H}^{proj} \propto & \left(2x_1(x_1 - 1) \frac{\partial}{\partial x_1} + 3x_2(x_1 - 1) \frac{\partial}{\partial x_2}, \right. \\ & \left. \frac{4x_1x_2(x_1 - 1)}{2x_1 - 1} \frac{\partial}{\partial x_1} + \frac{3(4x_1^3 + 2x_1x_2^2 - x_2^2)}{2x_1 - 1} \frac{\partial}{\partial x_2} \right). \end{aligned} \quad (53)$$

Finally, by substituting $\mathcal{N} = (1 + x_1, x_2)$, which is (49) in the gauge (10), into (53), one obtains the vector field in Figure 2 as

$$\mathcal{N}_a \mathcal{H}_a^{proj} \propto 2(x_1 - 1)x_1 \left(1 + x_1 + \frac{2x_2^2}{2x_1 - 1} \right) \frac{\partial}{\partial x_1} + \frac{3x_2(1 - x_1^2 + 6x_1^3 - x_2^2 + 2x_1(x_2^2 - 1))}{2x_1 - 1} \frac{\partial}{\partial x_2}. \quad (54)$$

Note that, in the above process, there appears a locus of singularities, $1 - 2x_1 = 0$, associated to solving for $\frac{\partial}{\partial M_{112}}$ from $\mathcal{D} = 0$. One can check that the locus is gauge-dependent, and therefore it should be unphysical.

It would be interesting to see how general the flow diagram is under the change of \mathcal{N} . For instance, under the assumptions mentioned above, we can equally consider

$$\mathcal{N}_a = M_{abc}M_{bde}M_{cde}. \quad (55)$$

However, we have not found any qualitative changes of the flow diagram from the case with the simplest choice (49). And this was the same for some other choices, too.

8 Summary and future prospects

In this paper, we have shown the close relationship between the canonical tensor model and a statistical system on random networks of trivalent vertices. This is explicitly studied for the case of $N = 2$, which corresponds to the Ising model on random networks. We have seen that the phase structure of the Ising model agrees with the prediction from the canonical tensor model with $N = 2$, made by regarding the Hamilton vector field of the canonical tensor model as the renormalization group flow of the Ising model. Along the way, we have discussed a general procedure to obtain the exact free energy of the statistical system in the thermodynamic limit, and have actually obtained an explicit exact expression for the Ising model on random networks. We have also provided a non-perturbative definition of the grand partition function which sums up the partition functions of the statistical system on random networks of any number of vertices. We have numerically investigated it for $N = 2$, and have seen that, in a non-perturbative extreme limit, it seems to develop singularities, the locations of which agree with the prediction from the canonical tensor model.

An important by-product of this paper is that a mean-field-like method has been shown to give the exact free energy of the statistical system on random networks in the thermodynamic limit. This is a rather straightforward consequence from the concise expression of the partition function in terms of integrals. One would in principle be able to analyze the phase structure rather easily by the mean-field-like method for more complicated cases with $N > 2$. New aspects would be expected to appear.

The grand partition function defined in (1) with the integration contour (41) as well as Z_n in (2) would be useful as the basic tools for the mathematical investigations of the statistical system on random networks. They are mathematically rigorously defined, and their rather simple expressions would be convenient for obtaining mathematically rigorous arguments to determine rigorously the thermodynamic properties of the statistical system on random networks. Especially, the numerical study about the singular properties of the grand partition function in Section 6 must be improved by rigorous analytical arguments. It would also be straightforward to generalize the (grand) partition function to the cases of networks of vertices with higher degrees, which are commonly discussed in the literatures.

An interesting suggestion of this paper is that there might exist a renormalization group-like procedure for the statistical system on random networks. This sounds rather curious, since locality of a system is usually a necessary ingredient in coarse-graining process, but random networks do not have this property. On the other hand, the consistency between the Hamiltonian vector field of the canonical tensor model and the phase structure seems to suggest the existence of such a process. It would be highly interesting to find the correct meaning of the flow.

The initial motivation of the present work was to use the statistical model to understand the quantum dynamics of the canonical tensor model. An important goal is to solve the Wheeler-DeWitt equation of the canonical tensor model. Though this is possible for the simplest non-trivial case of $N = 2$ [8], an efficient method is necessary for larger N . Since the grand partition function has the same symmetries as the kinematical ones of the canonical tensor model as well as the properties reflecting the Hamiltonian vector field, this could be used as a kind of basis of solving the Wheeler-DeWitt equation. Another more physically interesting possibility is that the phase structure of the statistical model may be useful in understanding the qualitative behavior of the dynamics of the canonical tensor model. It is considered that the Universe has experienced some phase transitions after its birth, and even the birth itself might have been a phase transition. It would be especially interesting if we can map the phase transitions of the statistical system to the quantum dynamics of the canonical tensor model, or even the Universe itself.

Acknowledgement

We are very grateful to Bernard Raffaelli for useful discussions at the initial stage of this work.

References

- [1] L. J. Garay, “Quantum gravity and minimum length,” *Int. J. Mod. Phys. A* **10**, 145 (1995) [gr-qc/9403008].
- [2] J. Ambjorn, B. Durhuus and T. Jonsson, “Three-Dimensional Simplicial Quantum Gravity And Generalized Matrix Models,” *Mod. Phys. Lett. A* **6**, 1133 (1991).
- [3] N. Sasakura, “Tensor model for gravity and orientability of manifold,” *Mod. Phys. Lett. A* **6** (1991) 2613.
- [4] N. Godfrey and M. Gross, “Simplicial Quantum Gravity In More Than Two-Dimensions,” *Phys. Rev. D* **43**, 1749 (1991).
- [5] N. Sasakura, “Canonical tensor models with local time,” *Int. J. Mod. Phys. A* **27**, 1250020 (2012) [arXiv:1111.2790 [hep-th]].

- [6] N. Sasakura, “Uniqueness of canonical tensor model with local time,” *Int. J. Mod. Phys. A* **27**, 1250096 (2012) [arXiv:1203.0421 [hep-th]].
- [7] N. Sasakura, “A canonical rank-three tensor model with a scaling constraint,” *Int. J. Mod. Phys. A* **28**, 1 (2013) [arXiv:1302.1656 [hep-th]].
- [8] N. Sasakura, “Quantum canonical tensor model and an exact wave function,” *Int. J. Mod. Phys. A* **28**, 1350111 (2013) [arXiv:1305.6389 [hep-th]].
- [9] N. Sasakura, “Tensor models and 3-ary algebras,” *J. Math. Phys.* **52**, 103510 (2011) [arXiv:1104.1463 [hep-th]].
- [10] R. L. Arnowitt, S. Deser and C. W. Misner, “The Dynamics of general relativity,” gr-qc/0405109.
- [11] P. A. M. Dirac, “Generalized Hamiltonian dynamics,” *Proc. Roy. Soc. Lond. A* **246**, 326 (1958).
- [12] P. A. M. Dirac, “The Theory of gravitation in Hamiltonian form,” *Proc. Roy. Soc. Lond. A* **246**, 333 (1958).
- [13] B. S. DeWitt, “Quantum Theory of Gravity. 1. The Canonical Theory,” *Phys. Rev.* **160**, 1113 (1967).
- [14] S. A. Hojman, K. Kuchar and C. Teitelboim, “Geometrodynamics Regained,” *Annals Phys.* **96**, 88 (1976).
- [15] N. Sasakura and Y. Sato, “Interpreting canonical tensor model in minisuperspace,” arXiv:1401.2062 [hep-th].
- [16] B. Durhuus and G. M. Napolitano, “Generic Ising Trees,” *J. Phys.* **45**, 185004 (2012) [arXiv:1107.2964 [cond-mat.stat-mech]].
- [17] V. A. Kazakov, “Ising model on a dynamical planar random lattice: Exact solution,” *Phys. Lett. A* **119**, 140 (1986).
- [18] D. V. Boulatov and V. A. Kazakov, “The Ising Model on Random Planar Lattice: The Structure of Phase Transition and the Exact Critical Exponents,” *Phys. Lett. B* **186**, 379 (1987).
- [19] V. Bonzom, R. Gurau and V. Rivasseau, “The Ising Model on Random Lattices in Arbitrary Dimensions,” *Phys. Lett. B* **711**, 88 (2012) [arXiv:1108.6269 [hep-th]].
- [20] R. Gurau, “Colored Group Field Theory,” *Commun. Math. Phys.* **304**, 69 (2011) [arXiv:0907.2582 [hep-th]].
- [21] R. Gurau and J. P. Ryan, “Colored Tensor Models - a review,” *SIGMA* **8**, 020 (2012) [arXiv:1109.4812 [hep-th]].

- [22] S. N. Dorogovtsev, A. V. Goltsev and J. F. F. Mendes, “Ising model on networks with an arbitrary distribution of connections,” Phys. Rev. E **66**, 016104 (2002) [cond-mat/0203227].
- [23] M. Leone, A. Vázquez, A. Vespignani, R. Zecchina, “Ferromagnetic ordering in graphs with arbitrary degree distribution,” Eur. Phys. B **28**, 191 (2002) [cond-mat/0203416].
- [24] N. Sasakura and Y. Sato, in preparation.