

On the accuracy of wave equations for inhomogeneous media

By Zhihai Xiang*

AML, Department of Engineering Mechanics, Tsinghua University, Beijing 100084, China

Abstract

Homogeneous media is a very ideal assumption to establishing wave equations. Compared to the interested wave length, most materials in reality are inhomogeneous. To investigate the accuracy of electromagnetic, acoustic and elastic wave equations for inhomogeneous media, this paper checks their form-invariance in global Cartesian coordinate system by transforming them from arbitrary spatial geometries, in which they must be form-invariant according to the definition of tensor. In this way, it shows that form-invariant or not is an intrinsic property of wave equations, which is independent with the relation between field variables before and after coordinate transformation. With this approach, one can prove that Maxwell equations and acoustic equations are locally accurate to describe the wave propagation in inhomogeneous media, but Navier equations are not. In addition, new elastodynamic equations can be naturally obtained as the local versions of Willis equations, which are verified by some numerical simulations of a perfect elastic wave rotator and an approximate elastic wave cloak. These findings are important to solving inverse scattering problems in seismology, nondestructive evaluation, metamaterials, etc.

Keywords: wave equations; inhomogeneity; transformation methods; metamaterials

1. Introduction

Wave equations for homogeneous media have been well established. However, compared to the interested wave length, homogeneity is a very ideal and strict assumption, which can hardly be satisfied in practical materials, such as rock, wood, functionally gradient materials, large-grain metals, and other man-made composites. In these circumstances, a widely adopted engineering solution is still using traditional wave equations established on homogeneous media but allowing the material properties varying over space [1-4].

* Tel: +86-10-62796873; Email address: xiangzhihai@tsinghua.edu.cn.

Since the early of 1980's, Willis realized that traditional wave equations could not be accurate for inhomogeneous media. He establishes the theories of wave propagation in random media, based on variational principle [5-8]. The wave equations in Willis form contain additional non-local operators in contrast to traditional wave equations. With these additional operators, Willis equations can describe the non-local behaviour of wave propagation in inhomogeneous media [9, 10].

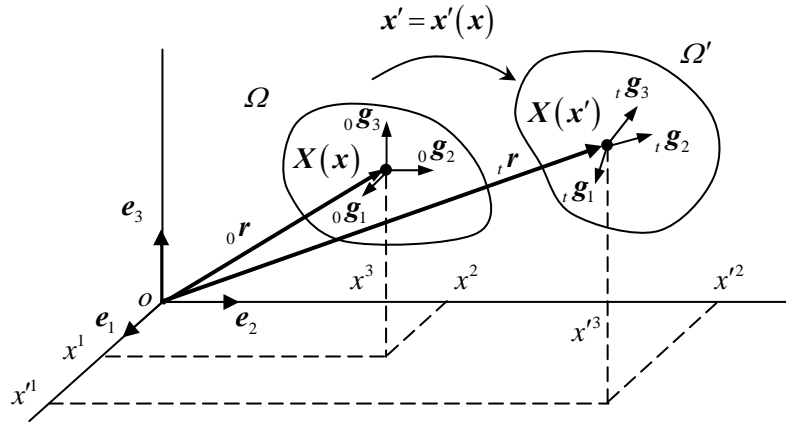


Figure 1. Schematic of transformation method.

Recently, with the exciting progress of using metamaterials to control wave trajectories [11-13], people pay more attention to the accuracy of wave equations for inhomogeneous media. A most important method to design metamaterials is using the coordinate transformation method or change of variables [12, 14-18], which was firstly proposed by Ward & Pendry [19] to solve Maxwell equations in complex geometries. With this method, wave equations in a virtual space Ω are transformed into a physical space Ω' according to a coordinate mapping $\mathbf{x}' = \mathbf{x}'(\mathbf{x})$ (see Figure 1) and specified relations between field variables in both spaces. If the forms of these equations do not change in global Cartesian coordinate system, the effective material properties can be obtained by comparing the corresponding terms in the original and transformed equations. In this way, even the material is homogeneous and isotropic in the virtual space; the obtained material in the physical space is inhomogeneous and usually heterogeneous. In a word, if a wave equation is form-invariant after arbitrary coordinate transformation in global Cartesian coordinate system, it is locally accurate for inhomogeneous and heterogeneous media and can be used to design perfect metamaterials.

It has been proved that Maxwell equations are form-invariant under arbitrary coordinate

transformation [12, 15]. The acoustic equations are also form-invariant by their analogies with Maxwell equations [16, 0, 21]. However, the form-invariance is not generally valid for Navier equations, which become local forms of Willis equations after the coordinate transformation [18]. It is also noticed that these proofs of form-invariance use deformation gradient to connect field variables before and after coordinate transformation. In this way, the deformed grid in physical space, which is Cartesian in virtual space, shows the wave trajectories [15]. If relax this constraint and assume arbitrary linear gauge between field variables in the virtual and physical spaces, one can have more freedom to design metamaterials [22, 23]. However, if the form-invariance is an intrinsic property of wave equations, why need specific assumptions about the relations between field variables before and after transformation to prove it?

The key point of this paper is to propose a general approach to investigate the accuracy of wave equations by discussing their form-invariance in global Cartesian coordinate system. The starting point of this general approach is the fact that correct wave equations must be form-invariant in Lagrange coordinate system, which could not be Cartesian, according to the definition of tensor. Then the wave equation in the physical space is transformed from Lagrange coordinate system into Euler coordinate system, which is global Cartesian, to discuss its form-invariance. Up to this step, the field variables in the physical space have nothing to do with their counterparts in the virtual space. However, if the wave is required to propagate along a special trajectory, one can obtain the corresponding material properties with specific relations between the field variables in both spaces. In this way, one can clearly find out that Maxwell equations and acoustic equations are locally accurate for inhomogeneous media, while Navier equations are not. In addition, a local form of Willis equations can be naturally obtained, which is accurate for inhomogeneous media.

2. The investigation of form-invariance

The transformation method can be illustrated in Figure 1, in which an object in the virtual space Ω is transformed into the physical space Ω' via a mapping $\mathbf{x}' = \mathbf{x}'(\mathbf{x})$. This process can be described in Euler representation: a material point at location $\mathbf{X} = x^i \mathbf{e}_i$ (indices $i = 1, 2, 3$ and follow the rule of Einstein summation) moves to location $\mathbf{x}' = x'^i \mathbf{e}'_i$ in global Cartesian

coordinate system with the constant basis $\mathbf{e}_i = \mathbf{e}'_i$ ($i = 1, 2, 3$). This process can also be described in Lagrange representation: the material point $\mathbf{X} = X^I \mathbf{g}_I$ moves to location $\mathbf{X} = X^I \mathbf{g}_I$ in local material coordinate system, whose covariant basis changes from ${}_0\mathbf{g}_I$ to ${}_I\mathbf{g}_I$ ($I = 1, 2, 3$) after the coordinate transformation. In the virtual space, the local material coordinate systems at all points are the same as the Cartesian coordinate system in the fixed global space, i.e., ${}_0\mathbf{g}_1 = \mathbf{e}_1$, ${}_0\mathbf{g}_2 = \mathbf{e}_2$ and ${}_0\mathbf{g}_3 = \mathbf{e}_3$. However, in the transformed physical space, the local material coordinate system varies from point to point and is not orthogonal, generally.

Since

$$d_I \mathbf{r} = dX^I \mathbf{g}_I = dx'^i \mathbf{e}'_i = dx^i \mathbf{e}_i \quad (1)$$

one obtains the relation:

$${}_I\mathbf{g}_I = \frac{\partial x'^i}{\partial X^I} \mathbf{e}'_i = F_I^{i'} \mathbf{e}_i \quad (2)$$

where $F_I^{i'} = \frac{\partial x'^i}{\partial X^I}$ is the transformation tensor between the global Cartesian coordinate system and the local material coordinate system for the configuration in the physical space. It can be generalized to the two-point deformation tensor $\mathbf{F} = F_i^{i'} \mathbf{e}'_i \mathbf{e}^i = \frac{\partial x'^i}{\partial x^i} \mathbf{e}_i \mathbf{e}^i$ that connects the coordinate increments between the physical space and the virtual space, i.e., $d\mathbf{x}' = \mathbf{F} \cdot d\mathbf{x}$. In the following, superscripts denote contravariant components and subscripts denote covariant components.

One of intrinsic properties of tensor equations is the form-invariance after arbitrary coordinate transformation in local material coordinate systems. Therefore, in the following investigations, wave equations are firstly written in their general tensor forms, which should be the same in both the virtual space and the physical space. Then, these equations in the physical space Ω' are represented in the global Cartesian coordinate system with the help of the transformation tensor given in Eq. (2). This gives a general approach to check if they still have the same forms as those in the virtual space. Up to this step, one does not need any assumption of the relations between field variables in the virtual space and the physical space. However, specific relations do need to obtain effective material parameters for wave controlling.

2.1. Electromagnetic wave

Maxwell field equations can be written as:

$$\nabla \times \mathbf{E} + \dot{\mathbf{B}} = \mathbf{0} \quad (3a)$$

$$\nabla \times \mathbf{H} = \mathbf{J} + \dot{\mathbf{D}} \quad (3b)$$

$$\nabla \cdot \mathbf{D} = \rho_c \quad (3c)$$

$$\nabla \cdot \mathbf{B} = 0 \quad (3d)$$

where \mathbf{E} is the electric field intensity vector; \mathbf{B} is the magnetic induction vector; \mathbf{H} is the magnetic field intensity vector; \mathbf{D} is the electric displacement vector; \mathbf{J} is the current density vector; ρ_c is the volume charge density; and the head dot denotes the partial derivative with respect to time.

And the constitutive relations are:

$$\mathbf{D} = \boldsymbol{\varepsilon} \cdot \mathbf{E} \quad (4a)$$

$$\mathbf{B} = \boldsymbol{\mu} \cdot \mathbf{H} \quad (4b)$$

$$\mathbf{J} = \mathbf{s} \cdot \mathbf{E} \quad (4c)$$

where $\boldsymbol{\varepsilon}$ is the electric permittivity tensor; $\boldsymbol{\mu}$ is the magnetic permeability tensor; and \mathbf{s} is the electric conductivity tensor.

In the virtual space Ω , Eq. (4a) can be written in global Cartesian coordinate system as:

$${}_0D^i = {}_0\varepsilon\delta^{ij}{}_0E_j \quad (5)$$

where δ^{ij} is the Kronecker delta.

In the physical space Ω' , Eq. (4a) can be written in local non-Cartesian coordinate system as:

$${}_iD^I = {}_i\varepsilon^{IJ}{}_iE_J \quad (6)$$

which can be transformed into global Cartesian coordinate system by using Eq. (2):

$$\begin{aligned} F_i^I {}_iD^I &= F_i^I F_j^J {}_i\varepsilon^{IJ} F_J^{k'} {}_iE_{k'} \\ {}_iD^I &= {}_i\varepsilon^{i'j'} {}_iE_{j'} \end{aligned} \quad (7)$$

which has the same form as Eq. (5). Similarly, other constitutive equations are form-invariant in global Cartesian coordinate system.

In the virtual space Ω , Eq. (3a) can be written in global Cartesian coordinate system as:

$$e^{ijk} {}_0E_{j,i} + {}_0B^k = 0 \quad (8)$$

where e^{ijk} is the Levi-Civita symbol and the subscript $_{,i}$ denotes the partial derivative with respect to x^i .

In the physical space Ω' , Eq. (3a) can be written in local non-Cartesian coordinate system as:

$${}_t\mathcal{E}^{IJK}{}_tE_{J,I} + {}_tB^K = 0 \quad (9)$$

where ${}_t\mathcal{E}^{IJK}$ is the contravariant component of Eddington tensor and the subscript $_{,I}$ denotes the covariant derivative with respect to X^I . Eq. (9) can be transformed into global Cartesian coordinate system by using Eq. (2):

$$\begin{aligned} F_i^I F_j^J F_k^K {}_t\mathcal{E}^{ijk} F_l^s F_j^{r'} {}_tE_{r',s'} + F_k^K {}_tB^{k'} &= 0 \\ {}_t\mathcal{E}^{ijk'} ({}_tE_{j',i'} - E_{m'} {}_t\Gamma_{j'i'}^{m'}) + {}_tB^{k'} &= 0 \\ {}_t\mathcal{E}^{ijk'} {}_tE_{j',i'} + {}_tB^{k'} &= 0 \end{aligned} \quad (10)$$

where ${}_t\Gamma_{j'i'}^{m'} = \Gamma_{ij'}^{m'}$ is the Christoffel symbol and ${}_t\mathcal{E}^{ijk'} {}_t\Gamma_{j'i'}^{m'} = 0$ since ${}_t\mathcal{E}^{ijk'} = -{}_t\mathcal{E}^{j'ik'}$. It is noticed that ${}_t\mathcal{E}^{ijk'} = \sqrt{\det({}_t g^{ij'})} e^{ijk'}$. Since the metric tensor ${}_t g^{ij'} = F_i^{i'} F_j^{j'} {}_0g^{ij} = F_i^{i'} F_j^{j'} \delta^{ij} = F_i^{i'} F_i^{j'}$, $\det({}_t g^{ij'}) = {}_tJ^2$, where ${}_tJ = \det(F_i^{i'})$ represents the volumetric change ratio after the coordinate transformation from the virtual space to the physical space. Therefore, Eq. (10) becomes:

$$e^{ijk'} {}_tE_{j',i'} + \frac{{}_tB^{k'}}{{}_tJ} = 0 \quad (11)$$

which has the same form as Eq. (8).

In the virtual space Ω , Eq. (3c) can be written in global Cartesian coordinate system as:

$${}_0D_{,i}^i = {}_0\rho_c \quad (12)$$

In the physical space Ω' , Eq. (3c) can be written in local non-Cartesian coordinate system as:

$${}_tD_{,I}^I = {}_t\rho_c \quad (13)$$

which can be transformed into global Cartesian coordinate system as:

$$\begin{aligned} {}_tD_{,i'}^{i'} &= {}_t\rho_c \\ {}_tD_{,i'}^{i'} + {}_tD^{m'} {}_t\Gamma_{m'i'}^{i'} &= {}_t\rho_c \\ {}_tD_{,i'}^{i'} &= {}_t\rho_c \end{aligned} \quad (14)$$

which has the same form as Eq. (12).

Similarly, other field equations are also form-invariant in global Cartesian coordinate system.

In the above proof, there is no assumption of the relations between field variables. However, certain assumptions do need to obtain effective material properties for a specific requirement of how to steer the wave front. For example, substituting Eq. (4b) into Eq. (8) obtains:

$$e^{ijk} {}_0E_{j,i} + {}_0\mu\delta^{kl} {}_0H_l = 0 \quad (15)$$

And (11) can be written as:

$$e^{ij'k'} {}_iE_{j',i'} + \frac{{}_i\mu^{k'l'}}{{}_iJ} {}_iH_{l'} = 0 \quad (16)$$

If require ${}_iE_{j'} = F_{j'}^j {}_0E_j$, ${}_iH_{l'} = F_{l'}^l {}_0H_l$, and noticing $e^{ij'k'} F_{j',i'}^j = 0$, Eq. (16) becomes:

$$\begin{aligned} {}_iJ e^{ij'k'} (F_{j'}^j {}_0E_j)_{,i'} + {}_i\mu^{k'l'} F_{l'}^l {}_0H_l &= 0 \\ {}_iJ e^{ij'k'} F_{i'}^i F_{j'}^j F_{k'}^k {}_0E_{j,i} + {}_i\mu^{k'l'} F_{k'}^k F_{l'}^l {}_0H_l &= 0 \\ e^{ijk} {}_0E_{j,i} + {}_i\mu^{k'l'} F_{k'}^k F_{l'}^l {}_0H_l &= 0 \end{aligned} \quad (17)$$

Comparing Eqs. (15) and (17), obtains ${}_i\mu^{k'l'} = {}_0\mu {}_i g^{k'l'}$. Therefore, from Eq. (16) the effective magnetic permeability in the physical space is $\frac{{}_i\mu^{k'l'}}{{}_iJ} = \frac{{}_0\mu {}_i g^{k'l'}}{{}_iJ}$, which is a well known result [18].

2.2. Acoustic wave

For acoustic wave, the constitutive and field equations are:

$$p + K\nabla \cdot \mathbf{u} = 0 \quad (18)$$

$$\nabla p + \boldsymbol{\rho} \cdot \ddot{\mathbf{u}} = \mathbf{0} \quad (19)$$

where p is the pressure; K is the bulk stiffness; $\boldsymbol{\rho}$ is the mass density tensor; and \mathbf{u} is the displacement vector.

In the virtual space Ω , Eqs. (18) and (19) can be written in global Cartesian coordinate system as:

$${}_0p + {}_0K {}_0u_{,i}^i = 0 \quad (20)$$

$${}_0p_{,j} + {}_0\rho\delta_{ij} {}_0\ddot{u}^i = 0 \quad (21)$$

In the physical space Ω' , since Eq. (18) is a scalar equation (or follow the deduction of Eq. (14)), it can be directly written in global Cartesian coordinate system as:

$${}_i p + {}_i K {}_i u_{,i'}^{i'} = 0 \quad (22)$$

which has the same form as Eq. (20).

In the physical space Ω' , Eq. (19) can be written in local non-Cartesian coordinate system as:

$${}_t p_{,j} + {}_t \rho_{ij} \ddot{u}^i = 0 \quad (23)$$

which can be transformed into global Cartesian coordinate system:

$$\begin{aligned} F_j^j {}_t p_{,j'} + F_{l'}^i F_j^s {}_t \rho_{rs} F_{i'}^l \ddot{u}^{i'} &= 0 \\ {}_t p_{,j'} + {}_t \rho_{i'j'} \ddot{u}^{i'} &= 0 \end{aligned} \quad (24)$$

which has the same form as Eq. (21).

In the above proof, there is no assumption of the relation between field variables in the virtual and the physical spaces. If require ${}_t p = {}_0 p$ and ${}_t u^{i'} = \frac{1}{J} F_{i'}^i u^i$, and use Piola identity

$\left(\frac{1}{J} F_{i'}^i \right)_{,i'} = 0$, Eqs. (22) and (24) become:

$$\begin{aligned} {}_0 p + {}_t K \left(\frac{1}{J} F_{i'}^i u^i \right)_{,i'} &= 0 \\ {}_0 p + \frac{{}_t K}{J} u_{,i}^i &= 0 \end{aligned} \quad (25)$$

$$\begin{aligned} F_j^j {}_0 p_{,j} + F_{i'}^i F_j^j {}_t \rho_{ij} \frac{1}{J} F_{i'}^r \ddot{u}^r &= 0 \\ {}_0 p_{,j} + \frac{{}_t \rho_{ij}}{J} u_{,i}^i &= 0 \end{aligned} \quad (26)$$

Comparing Eq. (20) with Eq. (25) and Eq. (21) with Eq. (26), obtains ${}_t K = {}_t J {}_0 K$ and ${}_t \rho_{ij} = {}_t J {}_0 \rho \delta_{ij}$. Thus, ${}_t \rho_{i'j'} = F_{i'}^i F_{j'}^j {}_t \rho_{ij} = {}_t J {}_0 \rho {}_t g_{i'j'}$, which coincides with the results in [21].

2.3. Elastic wave

The conventional Navier equations for elastic waves are:

$$\boldsymbol{\sigma} = \mathbf{C} : \nabla \mathbf{u} \quad (27)$$

$$\nabla \cdot \boldsymbol{\sigma} + \mathbf{f} = \rho \cdot \ddot{\mathbf{u}} \quad (28)$$

where $\boldsymbol{\sigma}$ is the stress tensor; \mathbf{C} is the elastic tensor; and \mathbf{f} is the body force vector.

In the virtual space Ω , Eqs. (27) and (28) can be written in global Cartesian coordinate system as:

$${}_0 \boldsymbol{\sigma}^{ij} = {}_0 C^{ijkl} u_{k,l} \quad (29)$$

$${}_0\sigma_{,j}^{ij} + {}_0f^i = {}_0\rho\delta^{ij}{}_0\ddot{u}_j \quad (30)$$

In the physical space Ω' , Eq. (27) can be written in local non-Cartesian coordinate system as:

$${}_t\sigma^{IJ} = {}_tC^{IJKL}{}_tu_{K;L} \quad (31)$$

which can be transformed into global Cartesian coordinate system:

$$\begin{aligned} F_i^I F_j^J {}_t\sigma^{ij} &= F_i^I F_j^J F_{k'}^K F_{l'}^L {}_tC^{ijkl} F_{k'}^K F_{l'}^L {}_tu_{k';l'} \\ {}_t\sigma^{ij} &= {}_tC^{ijkl} ({}_tu_{k';l'} - {}_tu_{m'}{}_t\Gamma_{kl'}^{m'}) \end{aligned} \quad (32)$$

Since ${}_t\Gamma_{kl'}^{m'} = -F_{k'}^k F_{l'}^l F_{k,l}^{m'}$, the above equation becomes:

$${}_t\sigma^{ij} = {}_tC^{ijkl} ({}_tu_{k';l'} + F_{k'}^k F_{l'}^l F_{k,l}^{m'} {}_tu_{m'}) \quad (33)$$

which has different form as Eq. (29).

In the physical space Ω' , Eq. (28) can be written in local non-Cartesian coordinate system as:

$${}_t\sigma_{,j}^{IJ} + {}_t f^I = {}_t\rho^{IJ}{}_t\ddot{u}_J \quad (34)$$

which can be transformed into global Cartesian coordinate system:

$$\begin{aligned} F_i^I {}_t\sigma_{,j}^{ij} + F_i^I {}_t f^i &= F_i^I F_j^J {}_t\rho^{ij} F_J^k {}_t\ddot{u}_k \\ {}_t\sigma_{,j}^{ij} + {}_t f^i &= {}_t\rho^{ij}{}_t\ddot{u}_j \\ {}_t\sigma_{,j}^{ij} + {}_t\sigma^{mj'}{}_t\Gamma_{mj'}^{i'} + {}_t\sigma^{im'}{}_t\Gamma_{mj'}^{j'} + {}_t f^i &= {}_t\rho^{ij}{}_t\ddot{u}_j \\ {}_t\sigma_{,j}^{ij} + {}_t f^i &= {}_t\sigma^{mj'} F_m^k F_j^l F_{k,l}^{i'} + {}_t\rho^{ij}{}_t\ddot{u}_j \end{aligned} \quad (35)$$

Substituting Eq. (33) into Eq. (35), yields:

$${}_t\sigma_{,j}^{ij} + {}_t f^i = {}_tC^{m'jkl'} F_m^k F_j^l F_{k,l}^{i'} {}_tu_{k';l'} + {}_tC^{m'jkl'} F_m^k F_j^l F_{k,l}^{i'} F_{r,s}^r F_{r,s}^s {}_tu_{r'} + {}_t\rho^{ij}{}_t\ddot{u}_j \quad (36)$$

which is obviously different from Eq. (30).

Milton et al. have already pointed out the violence of form-invariance of Navier equations [18]. Here just gives a more general proof that dose not use any assumption of the relations between field variables in the virtual and the physical spaces. A byproduct of this proof is obtaining new elastodynamic equations for inhomogeneous media:

$${}_t\sigma^{ij} = {}_tC^{ijkl}{}_tu_{k';l'} + {}_tS^{ij'k'}{}_tu_{k'} \quad (37)$$

$${}_t\sigma_{,j}^{ij} + {}_t f^i = {}_tD^{ijk'l'}{}_tu_{k';l'} + {}_tK^{ij'}{}_tu_{j'} + {}_t\rho^{ij}{}_t\ddot{u}_j \quad (38)$$

where

$${}_t D^{ijkl} = {}_t C^{mijkl} F_m^k F_j^l F_{k,l}^i = {}_t S^{kl} \quad (39a)$$

$${}_t K^{ij} = {}_t C^{p'q'r's'} F_{p'}^p F_{q'}^q F_{r',q}^i F_{r,s}^s F_{r,s}^j \quad (39b)$$

according to Eqs. (33) and (36). Since t can represent arbitrary configuration, the form invariance of these new equations can be easily guaranteed. If $t=0$, then ${}_0 D^{ijkl} = {}_0 S^{kl} = 0$ and ${}_0 K^{ij} = 0$, according to Eq. (39). Actually, this configuration is in the virtual space Ω with homogeneous media.

If require ${}_t \sigma^{ij} = \frac{1}{J} F_i^i F_j^j {}_0 \sigma^{ij}$ and ${}_t u^i = F_i^i {}_0 u^i$, Eq. (33) becomes:

$$\begin{aligned} \frac{1}{J} F_i^i F_j^j {}_0 \sigma^{ij} &= {}_t C^{ijkl} \left[F_l^l (F_{k',0}^r u_r)_l + F_{k'}^k F_l^l F_{k,l}^m F_{m',0}^r u_r \right] \\ {}_0 \sigma^{ij} &= {}_t J F_i^i F_j^j F_l^l {}_t C^{ijkl} \left(F_{k',l}^r {}_0 u_r + F_{k',0}^r u_{r,l} - F_{k',l}^r {}_0 u_r \right) \\ {}_0 \sigma^{ij} &= {}_t J F_i^i F_j^j F_{k'}^k F_l^l {}_t C^{ijkl} {}_0 u_{k,l} \end{aligned} \quad (40)$$

Comparing Eqs. (29) and (40), obtains

$${}_t C^{ijkl} = \frac{1}{J} F_i^i F_j^j F_{k'}^k F_l^l {}_0 C^{ijkl} \quad (41a)$$

and consequently,

$${}_t D^{ijkl} = \frac{1}{J} F_l^l F_{k'}^k F_{i,j}^i {}_0 C^{ijkl} = {}_t S^{kl} \quad (41b)$$

$${}_t K^{ij} = \frac{1}{J} F_{i,j}^i F_{k,l}^j {}_0 C^{ijkl} \quad (41c)$$

In this circumstances, if further require ${}_t f^i = \frac{1}{J} F_i^i {}_0 f^i$, Eq. (35) becomes:

$$\begin{aligned} \left(\frac{1}{J} F_i^i F_j^j {}_0 \sigma^{ij} \right)_{,j} + \frac{1}{J} F_i^i {}_0 f^i &= \frac{1}{J} F_m^m F_j^j F_{k'}^k F_l^l {}_0 C^{mjkl} \left[F_l^l (F_{k',0}^k u_k)_l + F_{k'}^k F_l^l F_{r,s}^s F_{r',0}^q u_q \right] F_m^r F_j^s F_{r,s}^i + {}_t \rho^{ij} F_j^j {}_0 \ddot{u}_j \\ \frac{1}{J} (F_i^i {}_0 \sigma^{ij})_{,j} + \frac{1}{J} F_i^i {}_0 f^i &= \frac{1}{J} {}_0 C^{mjkl} \left[F_{k'}^k (F_{k',0}^k u_k)_l + F_{k,l}^r F_{r',0}^q u_q \right] F_{m,j}^i + {}_t \rho^{ij} F_j^j {}_0 \ddot{u}_j \\ F_{i,j}^i {}_0 \sigma^{ij} + F_i^i {}_0 \sigma_{,j}^{ij} + F_i^i {}_0 f^i &= {}_0 C^{mjkl} u_{k,l} F_{m,j}^i + {}_t J {}_t \rho^{ij} F_j^j {}_0 \ddot{u}_j \\ {}_0 \sigma_{,j}^{ij} + {}_0 f^i &= {}_t J {}_t \rho^{ij} F_i^i F_j^j {}_0 \ddot{u}_j \end{aligned}$$

Comparing the above equation with Eq. (30), obtains

$${}_t \rho^{ij} = \frac{1}{J} {}_0 \rho {}_t g^{ij} \quad (41d)$$

The effective material parameters in Eq. (41) coincide with the results in [18].

2.4. Discussions

So far this paper uses a unified approach to investigate the form-invariance of wave equations.

The merit of this approach is not assuming any relation between the field variables in the virtual and the physical spaces. Thus, it can reveal the intrinsic properties of wave equations.

The results show that Maxwell equations and acoustic equations are form-invariant, so that they can accurately describe the wave propagation in inhomogeneous media. However, Navier equations do not have this property and are accurate only for homogeneous media. This is probably because electro-magnetic waves are pure transverse waves; acoustic waves are pure longitudinal waves; while elastic waves are much more complex. The coupling of the transverse wave and the longitudinal wave results in additional terms in elastodynamic wave equations for inhomogeneous media. If substituting Eq. (37) into Eq. (38), one can obtain:

$$\rho' \cdot \ddot{\mathbf{u}}' + \nabla' \cdot (-\mathbf{C}' : \nabla' \mathbf{u}') - \mathbf{f}' + \nabla' \cdot (-\mathbf{S}' \cdot \mathbf{u}') + \mathbf{D}' : \nabla' \mathbf{u}' + \mathbf{K}' \cdot \mathbf{u}' = \mathbf{0} \quad (42)$$

The Navier equation has only the first three terms in the above equation. Other three additional terms exist only for inhomogeneous media: $\nabla' \cdot (-\mathbf{S}' \cdot \mathbf{u}')$ represents the conservative flux convection; $\mathbf{D}' : \nabla' \mathbf{u}'$ represents the convection; and $\mathbf{K}' \cdot \mathbf{u}'$ represents the absorption.

Although coordinate transformation method is used in the above investigation, the obtained results could be more general. Remember that Willis has given the similar results over thirty years ago using another approach [5, 6]. The results obtained in this paper could be regarded as local versions of Willis equations if the microstructure of the material is sufficiently small compared with the interested wave length [18].

It seems that effective material parameters could be obtained for any specific relations between field variables in the virtual and the physical spaces. However, this just mathematically sounds. Physically, these given relations should not violate the conservation of energy and mass [24]. For example, to obtain the effective parameters in Eq. (41), one should not remove ${}_i J$ from ${}_i \sigma^{ij} = \frac{1}{J} F_i^{i'} F_j^{j'} {}_0 \sigma^{ij}$ and ${}_i f^{i'} = \frac{1}{J} F_i^{i'} {}_0 f^i$. In a word, one can only steer the wave front along some special but not arbitrary trajectories.

3. Numerical examples

To demonstrate the validity of the new elastodynamic Eqs. (37) and (38), a perfect plane wave rotator and an approximate plane wave cloak are designed as follows.

3.1. A perfect wave rotator

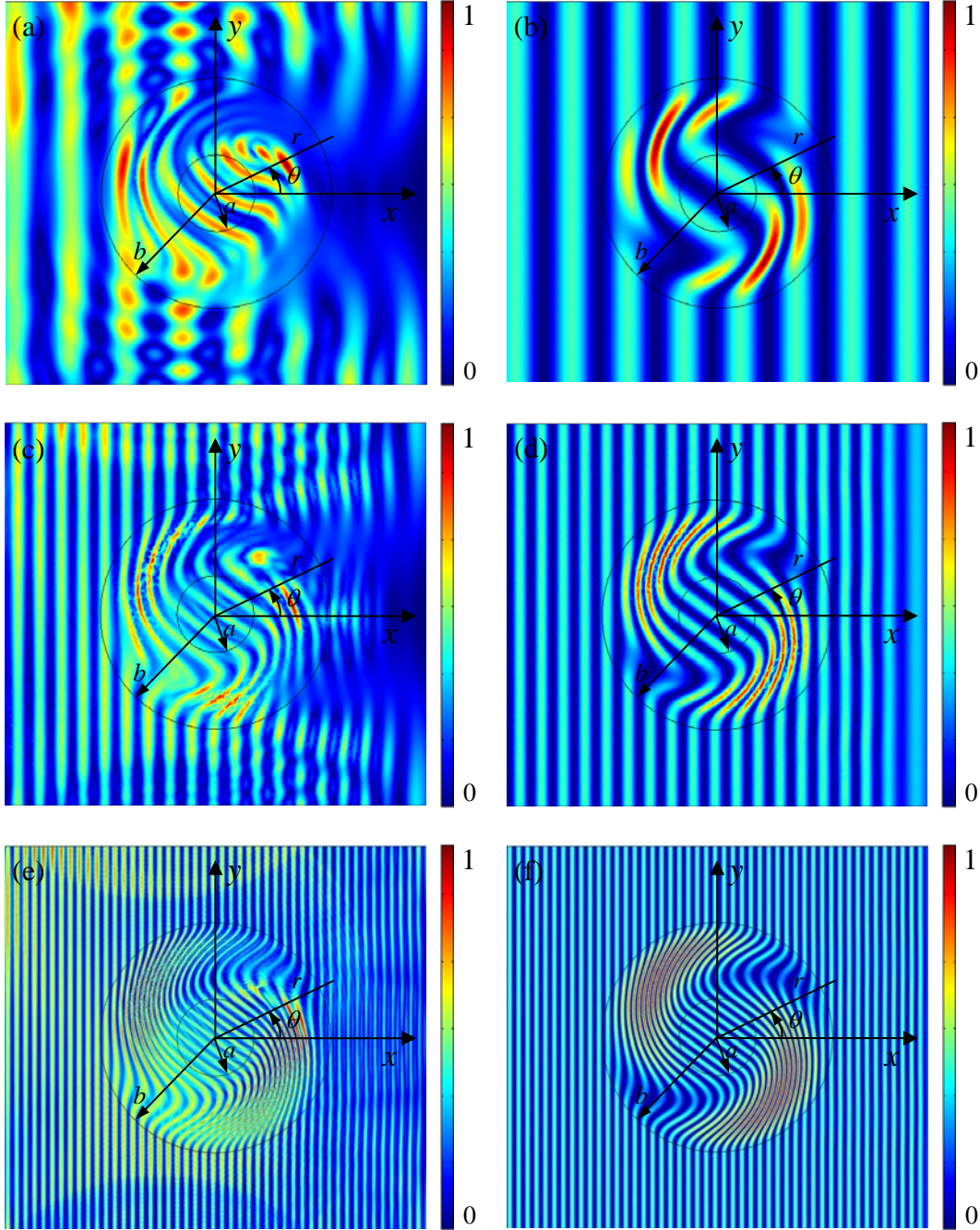


Figure 2. (Colour on line) Snapshots of the normalized total displacement ($\sqrt{u_x^2 + u_y^2}$) of plane elastic wave pass through wave rotators ($\alpha = \frac{3\pi}{10}$): (a) Based on Navier equations at 80kHz; (b) Based on new equations at 80kHz; (c) Based on Navier equations at 200kHz; (d) Based on new equations at 200kHz; (e) Based on Navier equations at 500kHz; (f) Based on new equations at 500kHz.

As Figure 2 shows, this wave rotator is a ring structure with inner boundary of radius $a = 0.05\text{m}$ and outer boundary of radius $b = 0.15\text{m}$. It is embedded in an isotropic and homogeneous

background with the Young's modulus $E = 2 \times 10^{11}$ Pa, the Poisson's ratio $\nu = 0.3$ and the density $\rho = 7800$ Kg/m³. When a plane wave incidents from left of this rotator, it will rotate α angle and then recovers its original form when it leaves this region. This device can be designed by the following mappings:

$$r' = r \quad \text{and} \quad \theta' = \theta + f(r)\alpha \quad (43)$$

where $f(r) = Ar^3 + Br^2 + Cr + D$ that satisfies $f(a) = 1$ and $f(b) = 0$. In this case, the array of deformation gradient in polar coordinate system is

$$[F_i^{i'}] = \begin{bmatrix} \frac{\partial r'}{\partial r} & \frac{\partial r'}{r \partial \theta} \\ r' \frac{\partial \theta'}{\partial r} & \frac{r'}{r} \frac{\partial \theta'}{\partial \theta} \end{bmatrix} = \begin{bmatrix} 1 & 0 \\ \alpha r' \frac{df(r)}{dr} & 1 \end{bmatrix} \quad (44)$$

To meet the impedance-matching condition on both the inner and outer boundaries, it requires $\frac{df(a)}{dr} = \frac{df(b)}{dr} = 0$.

With the effective material parameters obtained from Eq. (41), numerical simulations can be implemented by solving Eqs. (37) and (38) (ignoring the body force) with the COMSOL MultiphysicsTM software. As Figure 2 shows, incident plane elastic waves do rotate about the desired angle no matter the rotator is designed by new Eqs. (37) and (38) or Navier equations (just remove $S^{ijk'}$, $D^{ik'l'}$ and $K^{ij'}$ from Eqs. (37) and (38)). However, only the rotators based on the new equations can smoothly recover the wave front without any abnormal scattering. This observation gives a clear evidence of the crucial help of the additional terms $S^{ij'k'}$, $D^{ik'l'}$ and $K^{ij'}$ to the accurate description of elastic wave propagation in inhomogeneous media.

In addition, it can be observed from Figures 2(a), 2(c) and 2(e) that the scattering is weaker and weaker with the increment of the wave frequency. This coincides with the observation in [24], who use the elastic ray theory to explain that Navier equations can be approximated by the eikonal equation for high frequency waves. Actually, at high frequencies the transverse wave and the longitudinal wave can be approximately decoupled [25]. Therefore, the eikonal equation is form-invariant. This can also be understood intuitively: with short wave length, it is difficult to *feel* the inhomogeneity.

3.2. An approximate wave cloak

To further demonstrate the validity of the new elastodynamic equations, a plane approximate

cloak is designed by mapping a circle with very small radius $a = 0.001\text{m}$ in the virtual domain into the inner boundary of radius $b = 0.05\text{m}$, while keeping the outer boundary of radius $c = 0.15\text{m}$ unchanged (see Figure 3). The mapping functions are:

$$r' = f(r) \quad \text{and} \quad \theta' = \theta \quad (45)$$

where $f(r) = Ar^n + B$ that satisfies $f(a) = b$, $f(c) = c$. In this case, the array of deformation gradient in polar coordinate system is

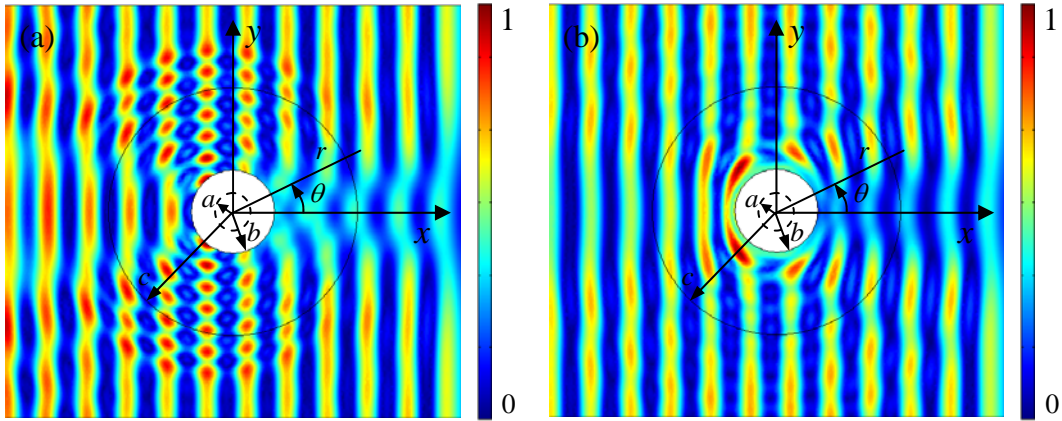
$$[F_i^{j'}] = \begin{bmatrix} \frac{\partial r'}{\partial r} & \frac{\partial r'}{r\partial\theta} \\ \frac{r'\partial\theta'}{\partial r} & \frac{r'\partial\theta'}{r\partial\theta} \end{bmatrix} = \begin{bmatrix} \frac{df(r)}{dr} & 0 \\ 0 & \frac{r'}{r} \end{bmatrix} \quad (46)$$

So it requires $\frac{df(c)}{dr} = 1$ to meet the impedance-matching condition on the outer boundary.

However, the impedance-matching condition cannot be generally satisfied on the inner boundary, because

$\frac{df(a)}{dr} \neq 1$ and $\left. \frac{r'}{r} \right|_{r=a} = \frac{b}{a} \neq 1$. Therefore, one can only expect approximate

cloaking effect. In the following examples, the background material is the same as that of rotators shown in Figure 2.



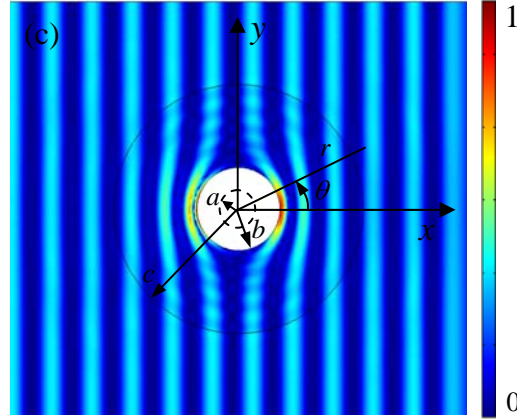


Figure 3. (Colour on line) Snapshots of the normalized total displacement ($\sqrt{u_x^2 + u_y^2}$) of plane elastic waves at 120kHz pass through voids: (a) Without cloak; (b) With the cloak based on Navier equations; (c) With the cloak based on new equations.

Figure 3(a) shows the strong scattering, when a plane wave passes through a void without any cloak. If use the cloak designed by Navier equations, the incident wave front can bend around the central void but fail to recover completely behind the cloak. Therefore, a clear shadow can be identified behind the void (see Figure 3(b)). If use the cloak designed by the new equations, the incident wave front can be recovered almost perfectly behind the cloak and only slight disturbances are observed around the inner boundary, where the impedance is different from that of the central void (see Figure 3(c)).

4. Concluding remarks

On one hand, if a wave equation that can correctly describe physical phenomena in homogeneous and inhomogeneous media, it must necessarily have the same form in global Cartesian coordinate system in both scenarios. On the other hand, if a wave equation can be written in tensor form, it must be form-invariant in local Lagrange coordinate system for any medium. Based on these two points, this paper investigates the form-invariance of wave equations by transforming them from local Lagrange coordinate system to global Cartesian coordinate system. This is a general approach that has nothing to do with the response of field variables. Thus, it can intrinsically reveal if a wave equation is accurate for inhomogeneous media.

The investigation shows that Maxwell equations and acoustic equations are accurate for inhomogeneous media but Navier equations are not. These results coincide with the findings in literatures and could be regarded as local versions of Willis equations that describe the non-local wave behaviours in inhomogeneous media. The obtained new elastodynamic equations have very clear physical meanings and their validity is illustrated by some numerical examples.

The new elastodynamic equations could be still difficult to use unless there was a way to calibrate their material properties. However, the findings in this paper at least give a warning on relative applications, such as seismology and the nondestructive evaluation of composites, etc., where low frequency elastic waves do propagate in inhomogeneous media and Navier equations are widely used.

Acknowledgments

The author is grateful for the support from the National Science Foundation of China through grant 11272168. Thanks also go to Mr. Yi Xu for his helping on numerical simulations.

References

- [1] Berezovski A, Engelbrecht J, Maugin GA. Numerical simulation of two-dimensional wave propagation in functionally graded materials. *European Journal of Mechanics A/Solids*. 2003; 22: 257-265.
- [2] Chakraborty A, Gopalakrishnan S. Wave propagation in inhomogeneous layered media: solution of forward and inverse problems. *Acta Mechanica*. 2004; 169: 153-185.
- [3] Vollmann J, Profunser DM, Bryner J, Dual J. Elastodynamic wave propagation in graded materials: Simulations, experiments, phenomena, and applications. *Ultrasonics*. 2006; 44: 1215-e1221.
- [4] Carcione JM. *Wave fields in real media: Wave propagation in anisotropic, anelastic, porous and electromagnetic media*. Amsterdam: Elsevier; 2007.
- [5] Willis JR. Variational principles for dynamics problems in inhomogeneous elastic media. *Wave Motion*. 1981; 3: 1-11.
- [6] Willis JR. Variational principles and operator equations for electromagnetic waves in

- inhomogeneous media. *Wave Motion*. 1984; 6: 127-139.
- [7] Willis JR. Dynamics of composites continuum micromechanics. In Suquet P, editor. *Continuum micromechanics: CISM Courses and Lectures No. 377*. Berlin: Springer-Verlag; 1997. p. 265-290.
- [8] Willis JR. Effective constitutive relations for waves in composites and metamaterials. *Proc. R. Soc. A*. 2011; 467: 1865-1879.
- [9] Norris AN, Shuvalov AL, Kutsenko AA. Analytical formulation of three-dimensional dynamic homogenization for periodic elastic systems. *Proc. R. Soc. A*. 2012; 468: 1629-1651.
- [10] Srivastava A, Nemat-Nasser S. Overall dynamic properties of three-dimensional periodic elastic composites. *Proc. R. Soc. A*. 2012; 468: 269-287.
- [11] Leonhardt U. Optical conformal mapping. *Science*. 2006; 312: 1777-1780.
- [12] Pendry JB, Schurig D, Smith DR. Controlling electromagnetic fields. *Science*. 2006; 312: 1780-1782.
- [13] Shamonina E, Solymar L. *Metamaterials: How the subject started*. *Metamaterials*. 2007; 1: 12-18.
- [14] Greenleaf A, Lassas M, Uhlmann G. On nonuniqueness for Calderon's inverse problem. *Math. Res. Lett.* 2003; 10: 685-693.
- [15] Leonhardt U, Philbin T. *Geometry and light*. New York: Dover; 2010.
- [16] Chen H, Chan CT. Acoustic cloaking and transformation acoustics. *J. Phys. D: Appl. Phys.* 2010; 43: 113001.
- [17] Chen H, Chan CT, Sheng P. Transformation optics and metamaterials. *Nature Materials*. 2010; 9: 387-396.
- [18] Milton GW, Briane M, Willis JR. On cloaking for elasticity and physical equations with a transformation invariant form. *New J. Phys.* 2006; 8: 248.
- [19] Ward AJ, Pendry JB. Refraction and geometry in Maxwell's equations. *J. Mod. Opt.* 1996; 43: 773-793.
- [20] Cummer SA, Schurig D. One path to acoustic cloaking. *New J. Phys.* 2007; 9: 45.
- [21] Chen H, Chan CT. Acoustic cloaking in three dimensions using acoustic metamaterials. *Appl. Phys. Lett.* 2007; 91: 183518.

- [22] Norris AN. Acoustic metafluids. *J. Acoust. Soc. Am.* 2009; 125: 839-849.
- [23] Norris AN, Shuvalov AL. Elastic cloaking theory. *Wave Motion.* 2011; 48: 525-538.
- [24] Hu J, Chang Z, Hu GK. Approximate method for controlling solid elastic waves by transformation media. *Phys. Rev. B.* 2011; 84: 201101(R).
- [25] Cerveny V. *Seismic Ray Theory.* Cambridge: Cambridge University Press; 2001.