

Control of reaction-diffusion patterns by asymmetric nonlocal coupling

Julien Siebert¹, Sergio Alonso², Markus Bär² and Eckehard Schöll¹

¹ *Technische Universität, Institut für Theoretische Physik, Hardenberstr. 36, 10623 Berlin, Germany*

² *Physikalisch-Technische Bundesanstalt, Abbestrasse 2-12, 10587 Berlin, Germany*

(Dated: December 3, 2024)

We compare the effects of symmetric and asymmetric nonlocal couplings on a bistable reaction-diffusion system. We motivate the use of the nonlocal coupling by the assumption of a fast second reaction-diffusion-advection equation coupled to the original bistable system. In this limit we derive a corresponding reaction-diffusion equation with nonlocal coupling and perform a linear stability analysis of the spatially homogeneous steady states of the model. The nonlocal coupling can be used to control the spatio-temporal dynamics. Next, we include a third fast reaction-diffusion equation which induces the formation of complex patterns. The predictions of traveling wave and Turing instabilities from a stability analysis of the homogeneous steady state are verified by the numerical integration of the full equations with nonlocal coupling.

I. INTRODUCTION

Pattern formation arises in various chemical and biological systems [1–4]. It often appears by the combination of nonlinear chemical reactions and local diffusion. Both stationary and oscillatory patterns have been found in chemical reaction-diffusion systems. Stationary spatially periodic states, *i.e.*, Turing patterns, have been observed, for instance, in the chloride-ionide-malonic acid reaction [4]. Turing patterns are often related to morphogenesis, *e.g.*, as a cause for the disposition for stripes in some skin patterns of fish [5]. Spiral waves have been studied in the Belousov-Zhabotinsky reaction [4]. More recently, spirals were implicated in dangerous arrhythmia in the heart [6] as well as in spreading depression that plays a role in migraine [7–9].

The dynamics of reaction-diffusion systems can be affected and controlled by spatial interactions. Global feedback (a closed-loop control, as opposed to open-loop control or external forcing), has been shown to generate a variety of patterns, including cluster states in oscillatory active media [10]. Experimental and theoretical studies in the CO oxidation on platinum surfaces [11–16] and other catalytic processes [17, 18], as well as in electrochemistry [19] or in semiconductors [20, 21] have shown that global feedback can be employed to control propagating waves and to generate spatially periodic patterns such as Turing patterns or travelling waves (for a review see [22]).

Interactions can also be nonlocal. It is often assumed that interacting cortical neurons are coupled in a Mexican-hat fashion, where neighbouring cells excite each other, while distant cells have long-range inhibitory interactions [23]. It is also known that fast diffusive variables in reaction-diffusion systems can be replaced by nonlocal coupling terms [24–26]. For instance, in electrochemistry, models with explicit nonlocal coupling have been derived from more elementary models by applying a Green’s function formalism, see *e.g.* [27]. It has been observed that nonlocal coupling can induce a variety of spatio-temporal patterns [26, 28–31], basically because it modifies the existence and stability of the homogeneous

steady states of the nonlinear system. Such effects have been discussed in electro-chemistry [32], in the Belousov-Zhabotinsky reaction [33, 34] and magnetic fluids [35], and may induce, for example, fingering [36], remote wave triggering [37], Turing structures [38], wave [34] instabilities or spatiotemporal chaos [39] in chemical systems. Nonlocal coupling schemes that do not change the homogeneous steady states can nevertheless generate patterns [40] or control propagation of fronts and pulses in neuronal media [8, 9, 41]. Nonlocal coupling plays also an essential rule in the formation of chimera states in discrete arrays of oscillators [42–47]. It is also known that reaction-diffusion patterns can also be controlled by time-delayed feedback [48, 49].

In most of the above cases, the nonlocal coupling is symmetrical in space, *i.e.* its strength depends only on the distance and not on the direction. Asymmetric nonlocal coupling occurs if there are physical processes that break the spatial reflection symmetry. A prominent example is advection that is crucial for pattern formation in reaction-diffusion-advection (RDA) systems. RDA systems have been intensively explored as models for heterogeneous catalysis with in- and outflow of the chemical species [17, 50, 51]. Their generic features have been subject to detailed mathematical analysis recently [52–54]. A related phenomenon that has been studied a while ago are differential flows of the chemical species in reaction-diffusion systems that can cause novel spatial instabilities [55, 56]. In neuronal systems, especially in the visual cortex, several experimental studies have focused on the nonlocal connectivity, and it is still not clear whether it has a symmetric or asymmetric organization [23, 57, 58].

Here, we consider the effects of symmetric and, in particular, asymmetric nonlocal coupling upon front propagation in a bistable reaction-diffusion system. Furthermore, we derive different nonlocal coupling schemes from extended systems of reaction-diffusion equations and show that this can be used to control the spatio-temporal dynamics. The model with asymmetric nonlocal coupling is derived from a reaction-diffusion-advection model. It is shown that asymmetric nonlocal coupling induces a wave instability, while symmetric nonlocal coupling produces

Turing patterns in a bistable one-component reaction-diffusion equation.

The manuscript is organized as follows. In section II, a simple bistable model is introduced. In section III, a nonlocal term is added to the system by introducing a fast inhibitor subject to both advection and diffusion. In section IV, a second nonlocal term (derived from a second fast inhibitor which is only diffusive) is added in order to obtain, for a certain choice of parameters, a nonlocal coupling that leaves the steady states of the model unaffected ("non-invasive coupling"). In section V, we explore how this "non-invasive" nonlocal coupling can generate wave instabilities and lead to new patterns. Influence of the nonlocal coupling term is explored, for all cases, through stability analysis of the homogeneous steady state and numerical simulations.

II. MODEL

A one-variable generic bistable reaction-diffusion model [59] in one spatial dimension is considered:

$$\partial_t u = F(u) + \partial_x^2 u, \quad (1)$$

where $u(x, t)$ is the dynamic variable, $F(u)$ is a nonlinear function and the diffusion coefficient is set equal to unity. In particular we use the Schlögl model [60, 61] for the function

$$F(u) = -u(u - \alpha)(u - 1), \quad (2)$$

with $0 < \alpha < 1$. Eq.(1) possesses two stable spatially homogeneous solutions at $u_o^* = 0$ and $u_+^* = 1$ and an unstable homogeneous solution at $u_-^* = \alpha$. It has a traveling front solution with a monotonic profile with $u(-\infty, t) = 1$ and $u(+\infty, t) = 0$:

$$u(x, t) = \frac{1}{2} \left[1 - \tanh \left(\frac{x - ct}{2\sqrt{2}} \right) \right], \quad (3)$$

The propagation velocity of this front is given by:

$$c = \sqrt{\frac{1}{2}}(1 - 2\alpha). \quad (4)$$

Fig.1 shows the space-time diagram on a finite domain where a symmetric two-fronts profile was used as initial condition. From these initial conditions, two fronts propagate in opposite directions with the same velocity. For $\alpha < 0.5$, the fronts propagate from the domain of the globally stable state $u_+^* = 1$ into the domain of the metastable state $u_o^* = 0$, as shown in the numerical simulation in Fig.1(a), and for $\alpha > 0.5$ (note that the system is invariant with respect to the transformation $\alpha \rightarrow 1 - \alpha, u \rightarrow 1 - u$), from the globally stable state $u_o^* = 0$ to the metastable state $u_+^* = 1$.

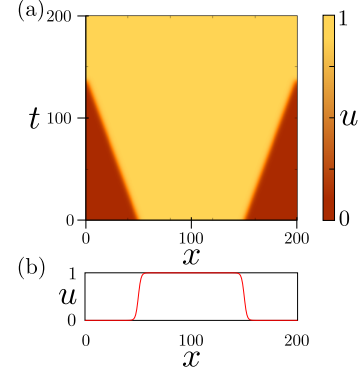


FIG. 1. (a) Space-time diagram for the model without control. (b) Initial conditions. Note that periodic boundary conditions are used. Space length: $L = 200$; spatial discretization step: $\Delta x = 0.2$; maximum simulation time $T = 200$; time discretization step: $\Delta t = 0.01$. Parameter $\alpha = 0.25$.

III. NONLOCAL COUPLING

A. Reaction-diffusion-advection equations

We now extend Eq.(1) by considering the following reaction-diffusion-advection system:

$$\partial_t u = F(u) - gw + \partial_x^2 u, \quad (5)$$

$$\tau \partial_t w = hu - fw + \xi \partial_x w + D \partial_x^2 w, \quad (6)$$

where all the terms are linear except for the function $F(u)$ that is given by Eq.(2) above. The two concentrations u and w correspond to the activator and the inhibitor, respectively, and are linearly coupled by the terms $-gw$ and hu with real constants g and h . The constant f will be set to be $f = 1$ in the following, τ is the inhibitor relaxation time and D corresponds to the inhibitor diffusion coefficient ($D > 0$). The coefficient ξ corresponds to the advection velocity, and depending on the direction of the advective flow, can be either positive or negative.

We assume that $\tau \ll 1$ is small - which corresponds to the case of fast inhibitor dynamics w . In the limit $\tau \rightarrow 0$, we can eliminate the variable w in Eq.(5) by solving the linear Eq.(6). First, we apply the Fourier transform to the inhibitor equation for the case $\tau = 0$:

$$h\hat{u}(k) - (f + ik\xi + Dk^2)\hat{w}(k) = 0, \quad (7)$$

where $\hat{u}(k)$ and $\hat{w}(k)$ are the Fourier transforms of u and w , respectively. Solving for \hat{w} and transforming the resulting expression back to the original variable x yields:

$$w(x, t) = \frac{1}{\sqrt{2\pi}} \int_{-\infty}^{\infty} dk e^{ikx} \frac{h\hat{u}(k)}{f + ik\xi + Dk^2}. \quad (8)$$

The integral over k is the product of two Fourier transforms [62]:

$$w(x, t) = \frac{h}{\sqrt{2\pi}} \int_{-\infty}^{\infty} dk e^{ikx} \sqrt{2\pi} \hat{u}(k) \hat{G}(k), \quad (9)$$

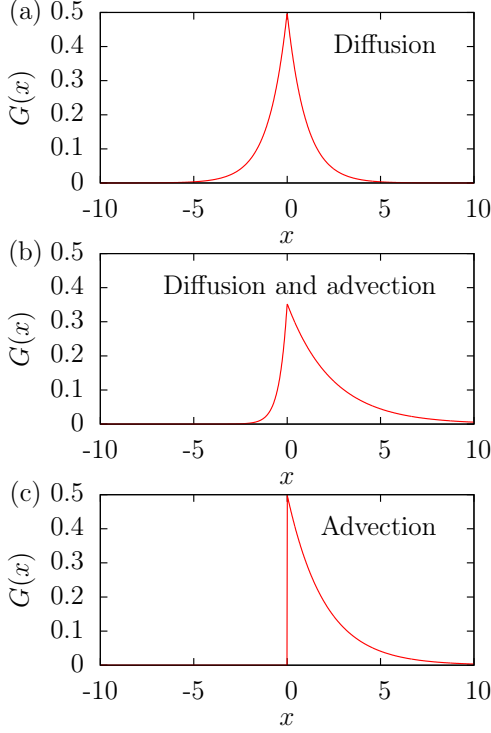


FIG. 2. Kernel functions for three different cases: (a) pure diffusion with $D = 1$ and $\xi = 0$, (b) diffusion and advection with $D = 1$ and $\xi = 2$, (c) pure advection with $D = 0$ and $\xi = 2$ (c). The other parameter is $f = 1$.

and, by definition, can be written as a convolution integral:

$$w(x, t) = h \int_{-\infty}^{\infty} dx' G(x') u(x - x', t), \quad (10)$$

with the nonlocal integration kernel:

$$G(x) \equiv \frac{f}{\sqrt{\xi^2 + 4Df}} e^{-\frac{\sqrt{\xi^2 + 4Df}}{2D}|x|} e^{\frac{\xi}{2D}x}. \quad (11)$$

Hence Eqs.(5) and (6) can be replaced by a reaction-diffusion equation for $u(x, t)$, for the limit $\tau = 0$:

$$\partial_t u = F(u) + \partial_x^2 u - \sigma \int_{-\infty}^{\infty} dx' G(x') u(x - x'), \quad (12)$$

where the nonlocal coupling strength is defined by $\sigma = gh$. The parameter σ is positive or negative depending on the particular choice of parameters g and h . Note, that Eq.(5), (6) represent an activator-inhibitor model if one chooses $g > 0$ and $h > 0$. As a result, the choice $\sigma > 0$ corresponds to long-range inhibition in Eq.(12).

From Eq.(11), we can recover analytically the limiting cases of pure diffusion and pure advection in the fast inhibitor equation. For example, in the limit $\xi \rightarrow 0$, one obtains the kernel for pure diffusion (symmetric kernel):

$$G(x) = \frac{1}{2} \sqrt{\frac{f}{D}} \exp\left(-\sqrt{\frac{f}{D}}|x|\right), \quad (13)$$

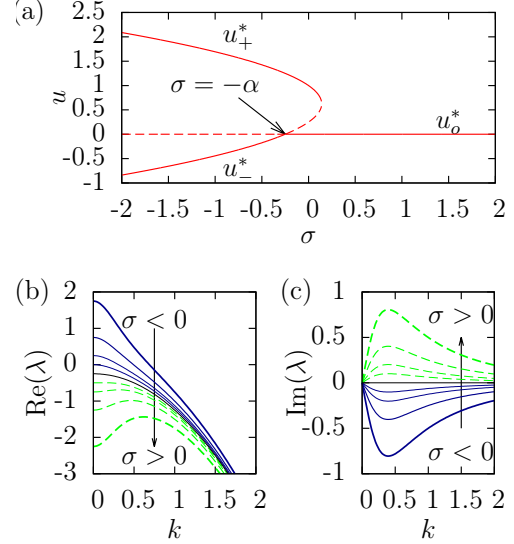


FIG. 3. (a) Spatially homogeneous solutions of Eq.(12) for different values of nonlocal coupling strength σ . Solid and dashed lines represent stable and unstable solutions, respectively. (b), (c) Dispersion relations $\text{Re } \lambda(k)$, $\text{Im } \lambda(k)$ of the solution u_o^* for different values of σ . Arrows show the direction of increasing values of σ (solid blue: $\sigma < 0$, dashed green: $\sigma > 0$). Parameters: $\alpha = 0.25$, $D = 1$, $\xi = 2$, $f = 1$, $\sigma = -1, -0.5, -0.25, -0.1, 0, 0.1, 0.25, 0.5, 1$.

which is illustrated in Fig.2(a). On the other hand, in the limit $D \rightarrow 0$, $\xi > 0$ and after a Taylor expansion, one recovers the kernel for pure advection:

$$G(x) = \frac{f}{\xi} \exp\left(-\frac{f}{\xi}x\right) \Theta(x), \quad (14)$$

where $\Theta(x)$ is the Heaviside function. An example is shown in Fig.2(c). The general case (asymmetric kernel) is depicted in Fig.2(b). Note that the kernel is normalized:

$$\int_{-\infty}^{\infty} dx G(x) = 1. \quad (15)$$

B. Stability analysis of the homogeneous states

Equation (12) corresponds to a reaction-diffusion equation with nonlocal coupling. This equation, with the choice $F(u) = -u(u - \alpha)(u - 1)$ for the nonlinear reaction term, has three spatially homogeneous steady states: $u_o^* = 0$ and $u_{\pm}^* = \left((1 + \alpha) \pm \sqrt{(1 + \alpha)^2 - 4(\alpha + \sigma)}\right)/2$, for $\sigma \leq (1 - \alpha)^2/4$. The dependence of the solutions on the parameter σ is depicted in Fig.3(a). The nonlocal coupling modifies the homogeneous solution of the system, and even two of the solutions cross over for $\sigma = -\alpha$.

In order to obtain the dispersion relation, we perform a linear stability analysis around the solution $u_o^* = 0$ by

setting $u(x, t) = u_o^* + \delta u$ in equation (12) with $\delta u = \delta u_o e^{ikx} e^{\lambda t}$ and small δu_o . This leads to:

$$\lambda = F'(u_o^*) - k^2 - \sigma \left(\frac{1}{f + i\xi k + Dk^2} \right). \quad (16)$$

The real and imaginary parts are shown in Fig.3(b) and Fig.3(c), respectively, for a range of values of σ . For large negative nonlocal coupling strength $\sigma < -\alpha$ the solution $u_o^* = 0$ becomes unstable. For large positive coupling strength $\sigma > (1 - \alpha)^2/4$, $u_o^* = 0$ is the only real solution. The dispersion relation for large enough positive values of the coupling strength σ shows a maximum at finite wave number $k > 0$, see Fig.3(b). The conditions to have such a maximum at a finite wave number is $\sqrt{\sigma D} > f$ and $\sigma > 0$ (long-range inhibition). This does not necessarily lead to a Turing instability, which would require that $f > 2\sqrt{\sigma D} + \alpha D$. It is easy to see that this condition and the condition for a maximum of the dispersion curve at $k \neq 0$ cannot be fulfilled as long as the parameters α and D are positive. The choice $\alpha > 0$ is necessary since the Schlögl model requires $0 < \alpha < 1$ (see section II). For $\xi \neq 0$, the dispersion relation is complex, and exhibits an oscillatory instability for $\sigma < -\alpha$.

C. Velocity of the fronts

The previous linear stability analysis of the homogeneous steady states shows that the system still exhibits bistability for $\sigma < (1 - \alpha)^2/4$. Hence, while the front solution may disappear for sufficiently large positive values of σ , for $\sigma < (1 - \alpha)^2/4$ propagating fronts between the two stable homogeneous steady states can still be expected, albeit with a modified propagation velocity. In this section, we derive an analytical approximation for the velocity of the fronts under nonlocal coupling.

For $|\sigma|$ not too large, we may assume that the front still propagates with a stationary profile which is not essentially distorted, and with a constant propagation velocity c , and we can transform Eq.(12) to the co-moving frame $\zeta = x - ct$:

$$0 = F(u) + cu' + u'' - \sigma \int_{-\infty}^{\infty} d\zeta' G(\zeta') u(\zeta - \zeta'), \quad (17)$$

with $u' = \partial_{\zeta} u(\zeta)$. Assuming a monotonic front profile with $u(\zeta = -\infty) = 1$, $u(\zeta = +\infty) = 0$, like the right front in Fig.1(b), we can determine the front velocity without explicitly solving Eq. (17) by the following argument, cf. [21], Ch.3.1.

Multiplying Eq.(17) by $u'(\zeta)$ and integrating over ζ from $-\infty$ to $+\infty$ yields

$$0 = \int_1^0 F(u) du + c \int_{-\infty}^{+\infty} (u')^2 d\zeta + \sigma G_+, \quad (18)$$

with

$$G_+ = - \int_{-\infty}^{+\infty} d\zeta' G(\zeta') \int_{-\infty}^{+\infty} d\zeta u(\zeta - \zeta') u'(\zeta), \quad (19)$$

where the boundary conditions $u'(\zeta = -\infty) = u'(\zeta = +\infty) = 0$ have been used to eliminate the diffusion term $\int_{-\infty}^{+\infty} d\zeta u''(\zeta) u'(\zeta) = \frac{1}{2} u'(\zeta)^2 \Big|_{-\infty}^{+\infty}$.

The nonlocal coupling term can be approximately evaluated by using the fact that the front profile is close to a Heaviside function $u(\zeta) \approx u_+^* \Theta(-\zeta)$, and $u'(\zeta) \approx -\delta(\zeta)$ is close to Dirac's delta function:

$$G_+ \approx \int_{-\infty}^{+\infty} d\zeta' G(\zeta') u(-\zeta') \approx u_+^* \int_0^{\infty} d\zeta' G(\zeta'), \quad (20)$$

which is always positive, and for a symmetric coupling kernel (pure diffusion) the integral is equal to $1/2$, while for the limit case of pure advection it is equal to 1 , see Fig. 2.

The front propagation velocity then follows from Eq.(19):

$$c = \frac{\int_0^1 F(u) du - \sigma G_+}{\int_{-\infty}^{+\infty} (u')^2 d\zeta}. \quad (21)$$

Since $\int_{-\infty}^{+\infty} (u')^2 d\zeta > 0$, and $\int_0^1 F(u) du = (1 - 2\alpha)/12 > 0$ for $\alpha < 0.5$, the propagation velocity c is positive for $\sigma = 0$ and remains so with nonlocal coupling provided that $\sigma < 0$ or $|\sigma|$ is not too large in case of $\sigma > 0$.

For $\sigma = 0$ we recover the front velocity of the Schlögl model without feedback (see Eq.(4)) where $\int_{-\infty}^{+\infty} (u')^2 d\zeta = 1/(2\sqrt{2})$ can be evaluated explicitly using the front profile given by Eq.(3). The nonlocal coupling accelerates or decelerates the front for $\sigma < 0$ or $\sigma > 0$, respectively. The detailed dependence upon the parameters σ, D, ξ, f can be explored by substituting the homogeneous steady state $u_+^* = \left((1 + \alpha) + \sqrt{(1 + \alpha)^2 - 4(\alpha + \sigma)} \right) / 2$, and evaluating the integral Eq. (20).

Note that the same reasoning can be applied to the left front profile in Fig.1(b) with $u(-\infty, t) = 0$, $u(+\infty, t) = 1$. In this case, the velocity is:

$$c = \frac{- \int_0^1 F(u) du + \sigma G_-}{\int_{-\infty}^{+\infty} (u')^2 d\zeta} < 0, \quad (22)$$

with $G_- \approx \int_{-\infty}^{+\infty} d\zeta' G(\zeta') u(-\zeta') \approx u_+^* \int_{-\infty}^0 d\zeta' G(\zeta')$, which is always positive, and for a symmetric coupling kernel (pure diffusion) the integral is equal to $1/2$, while for the limit case of pure advection it is equal to 0 , see Fig. 2. It is interesting to note that the asymmetry of the kernel leads to an asymmetry in the propagation velocities of fronts to the left and to the right. Only with pure diffusion we obtain symmetric modifications of the propagation velocity by nonlocal coupling. Generally, for $\xi > 0$, the modification of the front propagating to the left is weaker than of the front propagating to the right, and vanishes in the limit of pure advection.

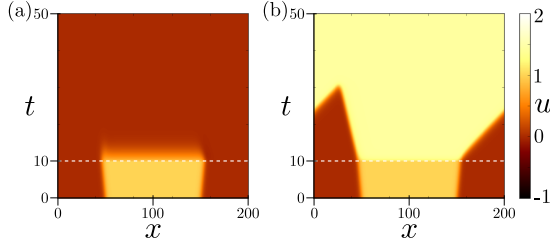


FIG. 4. Space-time diagram (numerical simulation of Eq.(12) with parameters $\alpha = 0.25$, $f = 1$, $\xi = 2$, $D = 1$). Control is applied at time $t = 10$ (white dashed line). (a) Front suppression ($\sigma = 0.2$). (b) Modification of the front velocity ($\sigma = -0.5$). All other simulation parameters as in Fig.1.

D. Numerical simulations

We have performed numerical simulations of Eq.(12) for different values of the parameters of the nonlocal coupling. In the limit $\sigma = 0$ we recover Eq.(1) and the travelling solution shown in Fig.1. Note that in Fig.1 two fronts are generated by the initial conditions, one front propagating to the left, the other to the right. For $\sigma < 0$ ($\sigma > 0$) the velocity of the fronts increases (decreases).

In Fig. 4 two space-time plots are shown for positive (a) and negative (b) σ . In Fig. 4(a), the upper homogeneous steady state u_+^* does not exist anymore in the controlled system, and fronts are no longer possible. The only remaining homogeneous steady state $u_0^* = 0$ fills the whole system. In Fig. 4(b), both fronts are accelerated, but the velocity change of the right front is larger than that of the left front, as predicted from our analysis in Sect.III C. Due to the periodic boundary conditions the right front eventually reenters from the left boundary, and the whole system is finally swept into the homogeneous steady state u_+^* . Note that u_+^* is increased by the coupling, as shown in the previous section.

The parameter ξ breaks the symmetry of the kernel. It increases the velocity of one front while decreasing the velocity of the other. Fig.5(a) shows the velocity of the right front. The bigger the values of σ and ξ are, the larger is the front velocity (this effect is symmetric for the other front). The increase of the parameter D in the asymmetric nonlocal coupling ($\xi > 0$) produces faster fronts, see Fig.5(b). The same effect is observed for the symmetric nonlocal coupling ($\xi = 0$) case.

Only front solutions or the corresponding asymptotic homogeneous steady states have been observed in the simulations of Eq.(12), for the parameters chosen here. We do not observe any travelling waves or Turing patterns in this case, in agreement with the predictions of the stability analysis in Section III B.

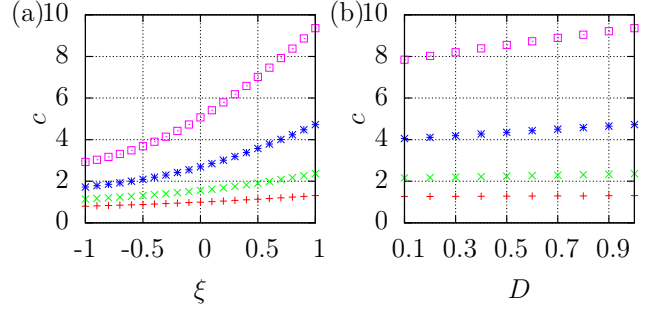


FIG. 5. Effect of advection parameter ξ and diffusion constant D on the velocity v of the right front for $\alpha = 0.25$, $f = 1$, $\sigma = -0.25(+)$, $-0.5(\times)$, $-1(*)$, $-2(\square)$, (a) $D = 1$; (b) $\xi = 1$. Simulation parameters as in Fig.1.

IV. TWO NONLOCAL COUPLINGS

A. Reaction-diffusion-advection equations

In the next step, a third variable v can be added to the generic reaction-diffusion-advection system considered above in Eqs.(5) and (6):

$$\partial_t u = F(u) - gw - g_2 v + \partial_x^2 u, \quad (23)$$

$$\tau \partial_t w = hu - fw + \xi \partial_x w + D \partial_x^2 w, \quad (24)$$

$$\tau_2 \partial_t v = h_2 u - f_2 v + D_2 \partial_x^2 v, \quad (25)$$

where the second inhibitor v is linearly coupled with the activator u by the terms $-g_2 v$ and $h_2 u$. The parameter D_2 is the diffusion coefficient of the second inhibitor, τ_2 is its relaxation time, and f_2 , h_2 , g_2 are constants.

Similarly as in the previous section we assume that τ and τ_2 are small. This corresponds to the case of two fast inhibitors (w , v). Using the kernels from Eq.(11) and Eq.(13), an extended reaction-diffusion equation with nonlocal coupling results:

$$\partial_t u = F(u) + \partial_x^2 u - \sigma_1 \int_{-\infty}^{\infty} dx' G(x') u(x - x') - \sigma_2 \int_{-\infty}^{\infty} dx' G_2(x') u(x - x'), \quad (26)$$

where we define the strength of the second nonlocal coupling $\sigma_2 = g_2 h_2$ and set $\sigma_1 \equiv \sigma$.

B. Stability analysis of the homogeneous states

Equation (26) has three homogeneous steady state solutions: $u_o^* = 0$ and

$$u_{\pm}^* = \left((1 + \alpha) \pm \sqrt{(1 + \alpha)^2 - 4(\alpha + \sigma_1 + \sigma_2)} \right) / 2,$$

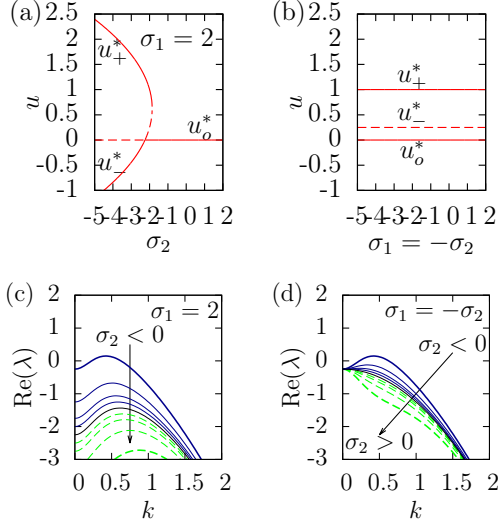


FIG. 6. Spatially homogeneous solutions of Eq.(26) for different values of σ_2 and (a) $\sigma_1 = 2$; (b) $\sigma_2 = -\sigma_1$. Solid and dashed lines represent stable and unstable solutions, respectively. (c),(d): Dispersion relation of the solution u_o^* in Eq.(27) for different values of $\sigma_2 = -2, -1, -0.5, -0.25, 0, 0.25, 0.5, 1, 2$, for (c) $\sigma_1 = 2$ and (d) $\sigma_2 = -\sigma_1$. Arrows show the direction of increasing value of σ_2 (solid blue: $\sigma_2 < 0$; dashed green: $\sigma_2 > 0$). Parameters: $\alpha = 0.25$, $f = 1$, $D = 1$, $\xi = 2$, $f_2 = 1$, $D_2 = 1$.

for $\sigma_1 + \sigma_2 \leq (1 - \alpha)^2/4$. The stability analysis of the solution u_o^* yields the dispersion relation:

$$\lambda = F'(u_o^*) - k^2 - \sigma_1 \left(\frac{1}{f + i\xi k + Dk^2} \right) - \sigma_2 \left(\frac{1}{f_2 + D_2 k^2} \right). \quad (27)$$

For $\sigma_2 = 0$ we recover the results obtained in Sect.III. The dependence of the solutions on the parameter σ_2 is shown in Fig.6(a),(b). For fixed σ_1 , a maximum appears in the dispersion relation. Decreasing $\sigma_2 < 0$ shifts the whole dispersion relation to higher values, see Fig.6(c), and for sufficiently large negative σ_2 , unstable complex modes lead to a wave instability. For the particular condition $\sigma_2 = -\sigma_1$ the homogeneous solutions are the same as in the Schlögl model without coupling ($u_o^* = 0$, $u_+^* = 1$ and $u_-^* = \alpha$), see Fig.6(b). For this condition the combined effect of the two nonlocal couplings on the homogeneous states may hence be called "non-invasive". However, the stability of the solutions changes due to the nonlocal coupling terms and complex modes grow in time, *i.e.* a wave instability at finite wave number $k \neq 0$ occurs, see Fig.6(d).

We have also performed a stability analysis of the other spatially homogeneous solutions. The results are plotted in a phase diagram in Fig.7(a). For the homogeneous solutions (u_o^*, u_+^*), three situations are possible: (i) both solutions are unstable with respect to a wave bifurcation,

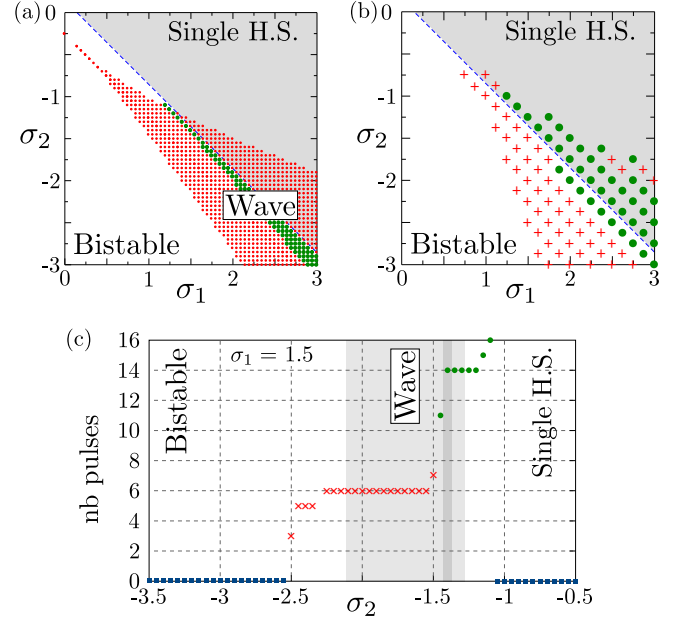


FIG. 7. (a) Stability diagram of the homogeneous steady states (H.S.) numerically obtained from dispersion relation Eq.(27). Single H.S. (gray shaded): there is only one spatially homogeneous solution u_o^* . Bistability (white): two homogeneous solutions are stable. Wave instability (light red dots): one of the solutions exhibits a wave instability. Strong wave regime (dark green dots): both solutions exhibit a wave instability.

(b) Patterns obtained from simulation of Eq.(26). Single H.S. (gray shaded): the fronts are suppressed, cf. Fig.4(a). Bistability (white): acceleration or deceleration of the fronts (cf. Fig.4(b)). Wave regime (green circles): travelling wave patterns, see Fig.8(c); (red crosses): coexistence of waves and homogeneous states, see Fig.8(c),(d).

(c) Number of pulses observed in the simulation (for fixed $\sigma_1 = 1.5$). Single H.S., bistability and wave region (gray) are shown. Green circles: Travelling waves patterns. Red crosses: Coexistence of travelling wave patterns and homogeneous steady state. Parameters $\alpha = 0.25$, $f = 1$, $\xi = 2$, $D = 1$, $f_2 = 1$, $D_2 = 0.1$. Initial conditions and simulation parameters as in Fig.1.

(ii) one of the solution is stable, while the other is unstable with respect to a wave bifurcation, or (iii) both solutions are stable, see Fig.7(a).

C. Numerical simulations

We have numerically integrated Eq. (26) for different values of the parameters. We keep the first kernel asymmetric and we change both amplitudes of the nonlocal couplings σ_1 and σ_2 . The corresponding phase diagrams in the (σ_1, σ_2) plane are shown in Fig.7(a),(b). Keeping $\sigma_2 < 0$, we allow both positive and negative values of σ_1 . For negative values of σ_1 the front is accelerated, while for positive values different behaviors are obtained. Large positive values of σ_1 decelerate the front, and intermedi-

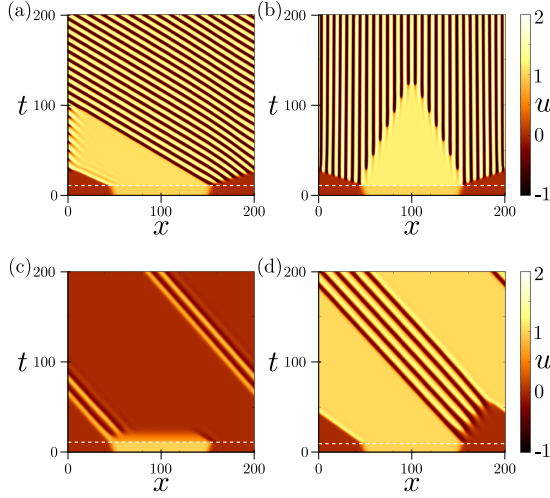


FIG. 8. Space-time diagram (numerical simulation of Eq.(26) with parameters $\alpha = 0.25$, $f = 1$). Control is applied at time $t = 10$ (white dashed line). (a) Travelling wave pattern ($\xi = 2$, $D = 1$, $D_2 = 0.1$, $\sigma_1 = -2.0$, $\sigma_2 = 2.0$). (b) Turing pattern ($\xi = 0$, $D = 0.1$, $D_2 = 0.1$, $\sigma_2 = -\sigma_1 = 5$). (c) Coexistence of travelling wave patterns and homogeneous steady state u_o^* ($\xi = 2$, $D = 1$, $D_2 = 0.1$, $\sigma_1 = -1$ and $\sigma_2 = 0.75$). (d) Coexistence of travelling wave patterns and homogeneous steady state u_+^* ($\xi = 2$, $D = 1$, $D_2 = 0.1$, $\sigma_1 = -1$ and $\sigma_2 = 1$).

ate values $\sigma_1 \approx -\sigma_2$ generate wave patterns. The regime of wave formation is extended, see Fig.7(a),(b), and depends upon the parameters of the nonlocal coupling. We have explored the effect of the ratio D/D_2 upon the regime of traveling wave patterns both by a stability analysis of the homogeneous solutions ($10^{-8} \leq D/D_2 \leq 10^8$) and by simulation ($1/50 \leq D/D_2 \leq 50$). For decreasing $D/D_2 < 10$, we have found that traveling waves still exist. However, this regime tends to be smaller than in Fig.7(a),(b), and is also shifted to larger positive values of σ_1 and larger negative values of σ_2 . For increasing D/D_2 , this regime tends to grow until it reaches an asymptotic limit (the results of the stability analysis of the homogeneous solutions remain qualitatively similar for $D/D_2 > 10^3$).

From the simulation of the differential equation (Fig.7(b),(c)), we observe that the system can exhibit either travelling wave patterns (Fig.8(a)) or coexistence of travelling waves and homogeneous steady state (Fig.8(c),(d)) outside the regime of instability of the homogeneous steady states (u_o^*, u_+^*).

Note that in the limit of $\xi = 0$ (symmetric kernel $G(x)$ due to diffusion only) Turing patterns are obtained instead of travelling waves (Fig.8(b)).

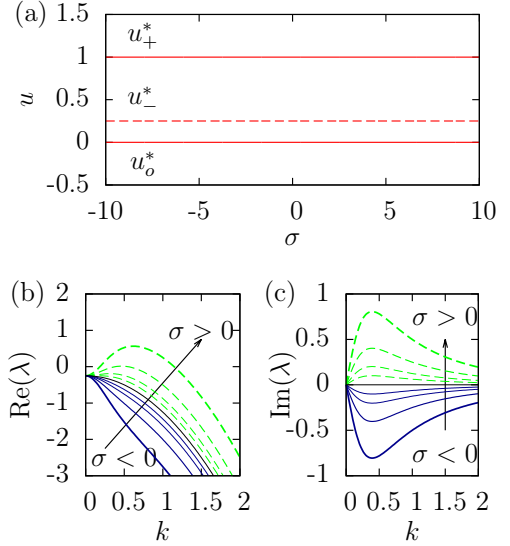


FIG. 9. (a) Spatially homogeneous solutions for various values of σ . Solid and dashed lines represent stable and unstable solutions, respectively. (b),(c) Dispersion relation (Eq.(29)) $\text{Re } \lambda(k)$, $\text{Im } \lambda(k)$ of the solution u_o^* for different values of $\sigma = -2, -1, -0.5, -0.25, 0, 0.25, 0.5, 1, 2$. Arrows show the direction of increasing value of σ (solid blue: $\sigma < 0$, dashed green: $\sigma > 0$). Parameters $\alpha = 0.25$, $f = 1$, $D = 1$, $\xi = 2$.

V. LIMIT CASE $D_2 = 0$

A. Resulting nonlocal coupling equation

In this section, Eq.(26) is considered in the particular limit of zero diffusion ($D_2 \rightarrow 0$) of the third variable in Eqs.(23) and (25). In this case, the third variable v simply follows the variable u adiabatically and we obtain $v = uh_2/f_2$. Defining $\sigma_2 = g_2h_2/f_2$ and imposing $\sigma_1 = -\sigma_2 \equiv \sigma$, we finally obtain a nonlocal coupling in a form which vanishes for homogeneous steady states:

$$\partial_t u = F(u) + \partial_x^2 u - \sigma \left(\int_{-\infty}^{\infty} dx' G(x') u(x-x') - u(x) \right), \quad (28)$$

Note that this type of distributed nonlocal feedback can be seen as a generalization of the discrete nonlocal feedback used, for example, in [8, 9].

B. Stability analysis

The homogeneous steady state solutions of Eq.(28) are the same as for the reaction-diffusion system without coupling ($u_o^*, u_+^* = 1$ and $u_-^* = \alpha$) and they are independent of the control parameter σ , see Fig.9(a). The stability analysis of the solution u_o^* gives the dispersion relation for the kernel defined by Eq.(11):

$$\lambda = F'(u_0^*) - k^2 - \sigma \left(\frac{1}{f + ik\xi + Dk^2} - 1 \right). \quad (29)$$

The stability of the homogeneous solution is not changed by the coupling, and the value of the dispersion relation in Eq.(29) is always the same at $k = 0$, irrespectively of σ , see Fig.9(b),(c). The other modes, however, change with the control parameter σ , and for large positive values of σ the system becomes unstable at a characteristic wavenumber k , giving rise to a wave instability, see Fig.9(b),(c).

In the limit of pure diffusion in the fast inhibitor equation (symmetric kernel defined by Eq.(13)), we obtain the following dispersion relation:

$$\lambda = F'(u_0^*) - k^2 - \sigma \frac{f + Dk^2 - 1}{f + Dk^2}, \quad (30)$$

which is real; hence only static patterns are expected.

In the limit of pure advection in the fast inhibitor equation (asymmetric kernel defined by Eq.(14)), we obtain the following dispersion relation:

$$\lambda = F'(u_0^*) - k^2 - \sigma \frac{f + i\xi k - 1}{f + i\xi k}. \quad (31)$$

C. Numerical simulations

From the dispersion relation Eq.(29) we numerically compute the phase diagrams in Fig.10(a),(c) representing the stability of the homogeneous steady states (u_o^*, u_+^*) . We see that for positive values of σ both steady states can change their stability.

We also perform a series of numerical simulations for different parameter values (Eq.(28) with simulation parameters as in Fig.1. The dynamics observed is shown in the phase diagrams of Fig.10(b). For negative values of the coupling strength $\sigma < 0$ the front propagates with modified velocity. However, for sufficiently strong positive coupling $\sigma > 0$ waves are observed (green dots and red crosses in Fig.10(b)). The critical value of σ for the transition to wave patterns depends on the other parameters.

In these simulations we observe that the system can exhibit coexistence of homogeneous steady state solutions and travelling waves such as those observed in Fig.8(c),(d). These patterns are denoted by red crosses in Fig.10(b). Note that travelling wave patterns may occur outside the regime of wave instability of the homogeneous steady states, if only one homogeneous steady state is unstable but also if both of them are stable (see Fig.10(b) with $\alpha = 0.5$ and $1 > \sigma > 1.5$).

VI. DISCUSSION

We have shown that systems of two or three reaction-diffusion-advection equations can be reduced, to a single

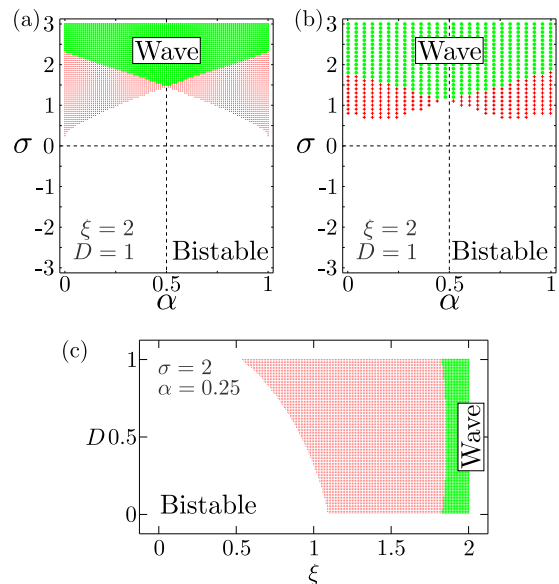


FIG. 10. (a) Stability diagram of the homogeneous steady states in the (α, σ) plane numerically obtained from the dispersion relation Eq.(29). Bistability (white): the two homogeneous steady states are stable. Wave instability (light red dots): one of the solutions exhibits a wave instability. Strong wave regime (dark green dots): both homogeneous solutions exhibit a wave instability. Parameters $f = 1$, $D = 1$, $\xi = 2$. (b) Patterns obtained from simulation of Eq.(28). Bistability (white): acceleration or deceleration of the fronts (Fig.4(b)). Wave instability (green circles): travelling wave patterns; (red crosses) coexistence of wave patterns and homogeneous steady state. (c) Stability diagram of the homogeneous steady states in the (ξ, D) plane. Parameters $\sigma = 2$, $\alpha = 0.25$, $f = 1$.

equation with nonlocal feedback coupling provided that two variables exhibit fast dynamics. Specifically, we consider FitzHugh-Nagumo type activator-inhibitor systems with a bistable activator dynamics affected by one or two fast inhibitors. We have shown how different coupling kernels affect the front propagation and generate new spatially periodic patterns.

Advection in the original system produces asymmetric nonlocal coupling in the reduced system. For the special case of zero diffusion of the second inhibitor, the steady states remain unchanged by the coupling. Acceleration, deceleration, or suppression of propagating fronts, and wave instabilities and Turing patterns can be induced by nonlocal coupling. This allows for deliberate control of the space-time patterns depending upon the specific choice of the nonlocal coupling terms. While for symmetric coupling Turing patterns appear, for asymmetric coupling waves dominate. The control parameter is the coupling strength and the instabilities appear for sufficiently large values.

Here, we have considered only linear inhibitor equations, in addition to the first nonlinear activator equation with the nonlinear function $F(u)$. This permits a simple

calculation of the equivalent nonlocal coupling kernel.

In summary, we have found that nonlocal coupling can accelerate or slow down propagating fronts, and furthermore symmetric or asymmetric nonlocal coupling can induce the formation of Turing or wave patterns, respectively. The exponential kernels employed here can be derived from extended reaction-diffusion-advection equations in the limit of fast inhibitor dynamics.

ACKNOWLEDGMENT

We acknowledge financial support from the German Science Foundation DFG in the framework of SFB 910 “Control of self-organizing nonlinear systems.”

-
- [1] H. Haken, *Synergetics, An Introduction*, 3rd ed. (Springer, Berlin, 1983).
 - [2] A. S. Mikhailov, *Foundations of Synergetics Vol. I*, 2nd ed. (Springer, Berlin, 1994).
 - [3] R. Kapral and K. Showalter, eds., *Chemical Waves and Patterns* (Kluwer, Dordrecht, 1995).
 - [4] J. P. Keener and J. Sneyd, *Mathematical physiology* (Springer, New York, Berlin, 1998).
 - [5] S. Kondo and T. Miura, *Science* **329**, 1616 (2010).
 - [6] A. T. Winfree, *When time breaks down : the three-dimensional dynamics of electrochemical waves and cardiac arrhythmias* (Princeton, N.J. Princeton University Press, 1987) includes indexes.
 - [7] M. Lauritzen, J. P. Dreier, M. Fabricius, J. A. Hartings, R. Graf, and A. J. Strong, *Journal of Cerebral Blood Flow & Metabolism* **31**, 17 (2010).
 - [8] M. A. Dahlem, F. M. Schneider, and E. Schöll, *Chaos* **18**, 026110 (2008).
 - [9] F. M. Schneider, E. Schöll, and M. A. Dahlem, *Chaos* **19**, 015110 (2009).
 - [10] Y. Kuramoto, *Chemical Oscillations, Waves and Turbulence* (Springer-Verlag, Berlin, 1984).
 - [11] M. Falcke and H. Engel, *Phys. Rev. E* **50**, 1353 (1994).
 - [12] M. Bär, M. Falcke, M. Hildebrand, M. Neufeld, H. Engel, and M. Eiswirth, *Int. J. Bifur. Chaos* **4**, 499 (1994).
 - [13] M. Falcke, H. Engel, and M. Neufeld, *Phys. Rev. E* **52**, 763 (1995).
 - [14] M. Bertram, C. Beta, M. Pollmann, A. S. Mikhailov, H. H. Rotermund, and G. Ertl, *Phys. Rev. E* **67**, 036208 (2003).
 - [15] C. Beta, M. Bertram, A. S. Mikhailov, H. H. Rotermund, and G. Ertl, *Phys. Rev. E* **67**, 046224 (2003).
 - [16] C. Beta, M. G. Moula, A. S. Mikhailov, H. H. Rotermund, and G. Ertl, *Phys. Rev. Lett.* **93**, 188302 (2004).
 - [17] U. Maddy, M. Sheintuch, M. D. Graham, and D. Luss, *Physica D*, 393 (1992).
 - [18] M. Sheintuch and S. Shvartsman, *AIChE Journal* **42**, 1041 (1996).
 - [19] F. Plenge, P. Rodin, E. Schöll, and K. Krischer, *Phys. Rev. E* **64**, 056229 (2001).
 - [20] M. Meixner, P. Rodin, E. Schöll, and A. Wacker, *Eur. Phys. J. B* **13**, 157 (2000).
 - [21] E. Schöll, *Nonlinear spatio-temporal dynamics and chaos in semiconductors* (Cambridge University Press, Cambridge, 2001) Nonlinear Science Series, Vol. 10.
 - [22] A. S. Mikhailov and K. Showalter, *Phys. Rep.* **425**, 79 (2006).
 - [23] K. Kang, M. Shelley, and H. Sopolinsky, *PNAS* **100** (2002).
 - [24] S.-i. Shima and Y. Kuramoto, *Phys. Rev. E* **69**, 036213 (2004).
 - [25] D. Tanaka and Y. Kuramoto, *Phys. Rev. E* **68** (2003).
 - [26] E. M. Nicola, M. Or-Guil, W. Wolf, and M. Bär, *Phys. Rev. E* **65** (2002), 10.1103/physrev.65.055101.
 - [27] J. Christoph and M. Eiswirth, *Chaos* **12** (2002).
 - [28] M. Sheintuch and O. Nekhamkina, *J. Chem. Phys.* **107**, 8165 (1997).
 - [29] G. Bordyougov and H. Engel, *Phys. Rev. E* **74**, 016205 (2006).
 - [30] P. Colet, M. A. Matias, L. Gelens, and D. Gomila, *Phys. Rev. E* **89**, 012914 (2014).
 - [31] L. Gelens, M. A. Matias, D. Gomila, T. Dorissen, and P. Colet, *Phys. Rev. E* **89**, 012915 (2014).
 - [32] N. Mazouz, G. Flätgen, and K. Krischer, *Phys. Rev. E* **55**, 2260 (1997).
 - [33] M. Hildebrand, H. Skødt, and K. Showalter, *Phys. Rev. Lett.* **87**, 088303 (2001).
 - [34] E. M. Nicola, M. Bär, and H. Engel, *Phys. Rev. E* **73**, 066225 (2006).
 - [35] R. Friedrichs and A. Engel, *Europhys. Lett.* **63** (2003).
 - [36] D. M. Petrich and R. E. Goldstein, *Phys. Rev. Lett.* **72**, 1120 (1994).
 - [37] J. Christoph, R. D. Otterstedt, M. Eiswirth, N. I. Jaeger, and J. L. Hudson, *J. Chem. Phys.* **110**, 8614 (1999).
 - [38] Y. J. Li, J. Oslovitch, N. Mazouz, F. Plenge, K. Krischer, and G. Ertl, *Science* **291**, 2395 (2001).
 - [39] H. Varela, C. Beta, A. Bonnefont, and K. Krischer, *Phys. Rev. Lett.* **94** (2005).
 - [40] B. Belintsev, M. Livshits, and M. Volkenstein, *Z. Phys. B* **44**, 345 (1981).
 - [41] M. A. Dahlem, R. Graf, A. J. Strong, J. P. Dreier, Y. A. Dahlem, M. Sieber, W. Hanke, K. Podoll, and E. Schöll, *Physica D* **239**, 889 (2010).
 - [42] Y. Kuramoto and D. Battogtokh, *Nonlin. Phen. in Complex Sys.* **5**, 380 (2002).
 - [43] D. M. Abrams and S. H. Strogatz, *Phys. Rev. Lett.* **93**, 174102 (2004).
 - [44] A. Hagerstrom, T. E. Murphy, R. Roy, P. Hövel, I. Omelchenko, and E. Schöll, *Nature Physics* **8**, 658 (2012).
 - [45] M. R. Tinsley, S. Nkomo, and K. Showalter, *Nature Physics* **8**, 662 (2012).
 - [46] E. A. Martens, S. Thutupalli, A. Fourrière, and O. Halatschek, *Proc. Nat. Acad. Sci.* **110**, 10563 (2013).
 - [47] I. Omelchenko, O. E. Omel’chenko, P. Hövel, and E. Schöll, *Phys. Rev. Lett.* **110**, 224101 (2013).
 - [48] M. Kim, M. Bertram, M. Pollmann, A. von Oertzen, A. S. Mikhailov, H. H. Rotermund, and G. Ertl, *Science* **292**, 1357 (2001).
 - [49] Y. N. Kyrychko, K. B. Blyuss, S. J. Hogan, and E. Schöll, *Chaos* **19**, 043126 (2009).
 - [50] M. Sheintuch, *Physica D*, 125 (1996).

- [51] A. Yochelis and M. Sheintuch, Phys. Rev. E **80** (2009), 10.1103/physreve.80.056201.
- [52] A. Yochelis and M. Sheintuch, Physical Chemistry Chemical Physics **11**, 9210 (2009).
- [53] A. Yochelis and M. Sheintuch, Physical Chemistry Chemical Physics **12**, 3957 (2010).
- [54] A. Yochelis and M. Sheintuch, Phys. Rev. E **81**, 025203 (2010).
- [55] A. Rovinsky and M. Menzinger, Phys. Rev. Lett. **69**, 1993 (1992).
- [56] A. Rovinsky and M. Menzinger, Phys. Rev. Lett. **70** (1993).
- [57] A. Das and C. D. Gilbert, Nature **399**, 655 (1999).
- [58] X. Xu, W. Bosking, G. Sáry, J. Stefansic, D. Shima, and V. Casagrande, J. Neurosci. **24**, 6237 (2004).
- [59] H. Malchow and L. Schimansky-Geier, *Noise and Diffusion in Bistable Nonequilibrium Systems* (B. G. Teubner, Berlin (Ost), 1985).
- [60] F. Schlögl, Z. Phys. **253**, 147 (1972).
- [61] F. Schlögl, C. Escher, and R. S. Berry, Phys. Rev. A **27**, 2698 (1983).
- [62] Note that the Fourier transform of the function $\frac{ab}{a+b} \exp(-\frac{1}{2}(a+b)|x| - \frac{1}{2}(a-b)x)$ is $1/(\sqrt{2\pi}(1 + ik(b-a)/ab + k^2/ab))$.