

# A New Possible Way to Explain DAMA Results

J. Va'vra

SLAC, Stanford University, CA94309, U.S.A.  
e-mail: jjv@slac.stanford.edu

Received January 10, 2014

## ABSTRACT

Presently there is an effort to reconcile DAMA results with other Dark matter searching experiments such as CoGeNT, CRESST, CDMS and all LXe experiments. The author suggest a new model describing the Dark matter signal as a result of collisions of very light 0.5-few  $\text{GeV}/c^2$  WIMP with the hydrogen and compares it with currently accepted models of collisions with heavy nuclei (Na, Ge or Xe). The hydrogen target would come from the H-contamination of NaI(Tl), Ge and  $\text{CaWO}_4$  crystals. The initial tuning indicates that one can explain the modulation amplitude of DAMA and CoGeNT with this model, assuming the WIMP-proton cross-section near  $10^{-32} \text{ cm}^2$ . This paper should be taken as a new idea, which will need a substantial new experimental input from all involved experiments.

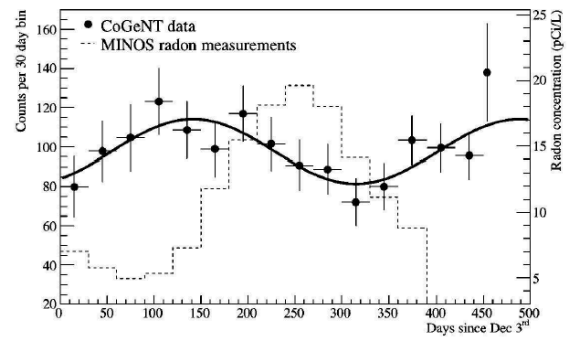
**Key words.** DAMA experiment, Dark Matter search

## 1. Introduction

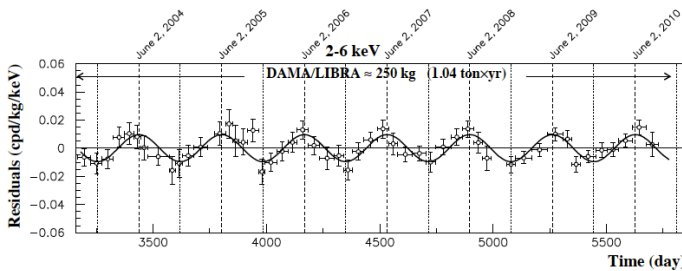
The DAMA experiment clearly observes a small oscillatory signal. The observed signal is a peculiar modulation of the counting rate of the 2-6 keV single-hit events (i.e. those in which only one of the many detectors in the set up fires) satisfying all the many requirements of the Dark Matter annual modulation signature. The observed yearly modulation is in phase with the Earth's motion around the Sun. It has been discussed in the literature that the evidence observed by the DAMA of an oscillatory signal can be explained in terms of a lower mass than originally expected Dark matter particle scattering o nuclei. DAMA is the first experiment to observe a clear oscillatory signal [1] and [2], as shown on Fig. 1.

CoGeNT (see Fig. 2) also measures a sign of oscillation; CRESST-II and CDMS experiments observe a hint of a signal. However, there is no hint of signal from any LXe Dark Matter searching experiments, such as Xenon-10, Xenon-100 or LUX.

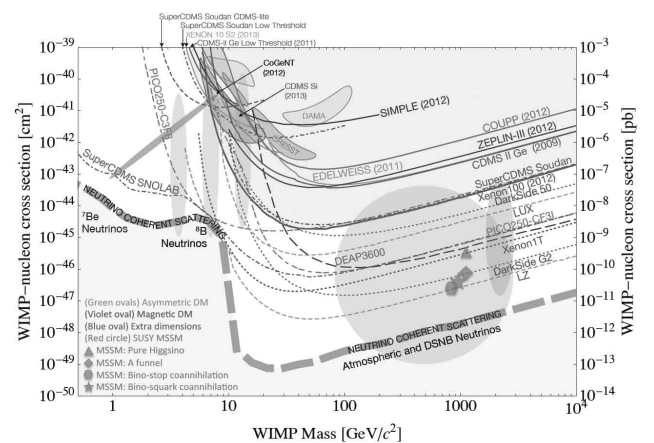
Figure 3, shown in the 2013 Snowmass meeting, presents one of the possible model dependent comparison of the results of dark matter experiments and sensitivity of future experiments. The important point for this paper is that there is great opportu-



**Fig. 2.** CoGeNT data: counts per 30 day bins from the 0.5-few keVee energy window [3]. The modulation amplitude is  $\sim 0.3$  counts/day/kg/keV.



**Fig. 1.** DAMA data: residual rate of the single-hit scintillation events, measured by DAMA/LIBRA over six annual cycles in the (2-6) keV energy intervals as a function of the time [2]. The modulation amplitude is  $\sim 0.01$  counts/day/kg/keV.



**Fig. 3.** The model-dependent status of cross-section limits to detect the WIMP mass by various experiments (Snowmass, 2013). The graph also shows the low limit, below which, experiments will have to deal with the neutrino background. One can see clearly, that a WIMP mass below  $\sim 5 \text{ GeV}/c^2$  would not be detected by most of present experiments.

**Table 1.** Maximum calculated nuclear recoil energy as a function of the WIMP mass, for two targets, hydrogen and sodium, and assuming that the WIMP velocity relative to Earth is between 0 and the Galactic escape velocity of 800 km/sec, all modulated by the Earth's velocity of  $230 \pm 30$  km/sec in the Galactic coordinate system.

WIMP mass [GeV/ $c^2$ ]	Nucleus	Max. nuclear recoil [keV]
0.2	H	0.69
0.3	H	1.33
0.4	H	2.04
0.5	H	2.77
0.6	H	3.51
0.7	H	4.23
0.8	H	4.93
0.9	H	5.60
1.0	H	6.24
1.5	H	8.99
2.0	H	11.1
2.5	H	12.74
3.0	H	14.05
<hr/>		
0.5	Na	0.28
0.6	Na	0.39
0.7	Na	0.53
0.8	Na	0.69
0.9	Na	0.86
1.0	Na	1.06
1.5	Na	2.27
2.0	Na	3.87
2.5	Na	5.80
3.0	Na	8.02

nity to explore a cross-section of  $10^{-30} - 10^{-44} \text{ cm}^2$  if the mass is indeed low.

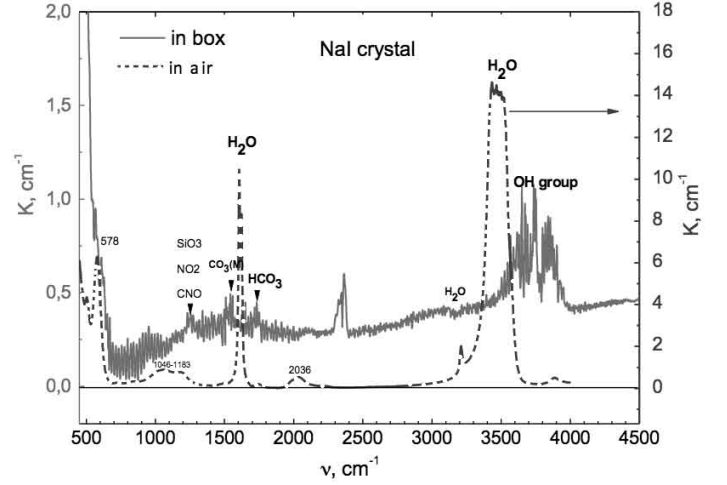
## 2. New idea to explain DAMA data

The author discusses a new idea explaining the DAMA signal as a scattering of a light  $\sim 0.3$ -few GeV/ $c^2$  Dark matter particle with a light nucleus; specifically hydrogen present as a small OH or H<sub>2</sub>O contaminations in NaI(Tl) crystals.

Table 1 shows the maximum calculated kinematical limit<sup>1</sup>. The DAMA actual detection software threshold was 2 keV during most of data taking [6], but it was recently lowered to 1 keV [7] (while the hardware threshold was held at 1 photoelectron all along). Notice in Table 1 that the maximum nuclear recoil of sodium is exceeding the new DAMA detection threshold only if the WIMP mass is above  $\sim 1$  GeV/ $c^2$ . Although the maximum energy transfer for sodium is quite low even for  $\sim 1$  GeV/ $c^2$  WIMP mass for the new DAMA software threshold, the effective WIMP detection efficiency is low for such a low mass, if one includes all possible recoil angles. On the other hand, it is possible to detect a  $\sim 1$  GeV/ $c^2$  mass WIMP if the hydrogen target is involved in the collision and with some efficiency one can even push towards lower WIMP masses.

DAMA NaI(Tl) crystals are made of Ultra-Low-Background (ULB) materials to guarantee low radioactive background.

<sup>1</sup> The maximum limit corresponds to maximum impact, i.e., for most of recoil angles the energy transfer is smaller. The measured energy limit is also affected by the quenching factor, which describes what fraction of calculated nuclear recoil energy is actually measured. For sodium one can assume  $\sim 25\%$  [4], for hydrogen it is larger, close to  $\sim 97\%$  [5].



**Fig. 4.** FTIR spectrum of NaI(Tl) crystals showing the OH-contamination in a crystal located in the protective enclosure (green) and the H<sub>2</sub>O contamination when exposed to air (brown)

While DAMA experiment does quote a very low radiopurity levels [6], it does not quote the H, OH and H<sub>2</sub>O contamination at all. Generally, the H-contamination is usually not quoted by crystal producers as spectroscopic properties of NaI(Tl) crystals are not affected by it up to a level of  $\sim 10$  ppm. OH-molecules represent likely contamination of the primary NaI salt; it requires a prolonged pumping at elevated temperature to be removed [8]. Fig. 4 shows a typical OH-contamination in NaI(Tl) crystals<sup>2</sup>; the FTIR spectrum shows the OH-contamination in a crystal located in the protective enclosure (solid line) just after its production, and the H<sub>2</sub>O contamination when it was exposed to air (dashed line). The exact level of the OH or H<sub>2</sub>O contamination in NaI(Tl) crystals is generally a proprietary information, as told by Saint-Gobain Co. However, we learned from Hilger Co. that the OH-contamination at a level of a 1-3 ppm is very likely. Generally, these companies keep air humidity to less than  $\sim 2\%$  when machining the crystal and assembling the NaI(Tl) detector, although again this is proprietary knowledge. But, knowing how hard it is to keep humidity low in gases without appropriate filtration, it would seem to us that water contamination at a level of a few ppm is easily possible. Once in the detector, DAMA NaI(Tl) crystals are of course protected against the moisture by boil-off nitrogen; however, the sealed chamber is opened from time to time. The exact history of each crystal is probably not known, i.e., there may be variation among crystals, which is again an interesting possible lead to the puzzle.

While the possible presence of H/OH-contamination in the Ultra-Low-Background (ULB) NaI(Tl) DAMA detectors remains an open question, for our calculation we will assume, in an arbitrary way, the H-contamination at a level of 1 ppm. Once a better number is known, one can easily scale our results.

## 3. Other Dark matter searching experiments

If the proposed H-contamination mechanism works for the DAMA experiment, it must also work for CDMSlite [15], CoGeNT [3], and CRESST-II [16]. The peak amplitude for DAMA is  $\sim 300$  events/30 days, for CoGeNT it is  $\sim 10$  events/30

<sup>2</sup> N. Shiran, A. Gektin, Institute of Scintillating Materials, Kharkov, Ukraine, private communication, 2014.

days; CDMSlite hints  $\sim 2.9$  counts/keV/kg-day (no clear oscillation measured yet).

Both CDMSlite and CoGeNT experiments are using ultra-pure Ge-crystals [12]. Hydrogen is the only gas which has been successfully used for high-purity Ge-crystal growth. All commercial detector grade germanium is grown exclusively in hydrogen. Therefore, even the ultra-pure Ge has a H-contamination at a level of  $\sim 2 \times 10^{15}$  atoms/cm<sup>3</sup>, or  $\sim 50$  ppb [12], and according to P. Brink<sup>3</sup> it is a reasonable number to assume. However, we should stress that no real measurement was made on the actual crystals from these two experiments, which we encourage to do. For our calculation we will assume a level of  $\sim 50$  ppb.

The CRESST-II experiment is using CaWO<sub>4</sub> crystals of total weight  $\sim 10$  kg. It has been prepared by the Czochralski growth method using the solid state reaction from CaCO<sub>3</sub> and WO<sub>3</sub> from Alfa-Aesar materials with purity levels of 99.999 % and 99.998 % respectively [13]. The paper does not mention the H-contamination level, but purity level of major ingredients used to form the crystal is not very high, from our perspective. Reference [14] shows another possible method to prepare CaWO<sub>4</sub> crystals, and they did measure a significant level of the OH contamination using the FTIR method. However, we did not find the H-contamination for actual CRESST-II crystals even after contacting members of that collaboration. Therefore, for our calculation we will assume, in an arbitrary way, the H-contamination at a level of 100 ppb. Again, once a better number is known, one can easily scale our results.

#### 4. Rate calculation

A low mass WIMP of 0.3-few GeV/c<sup>2</sup> represents a real experimental challenge at present for most experiments, as it requires a low mass hydrogen target to be detectable. So far, existing experiments are providing the hydrogen target only as a small "unwanted" contamination, which limits the measured rate. The alkali halide inorganic crystals, such as NaI(Tl) or CsI(Tl), may have a unique advantage over other methods to detect the very low mass WIMP, if they have sufficiently high OH-contamination.

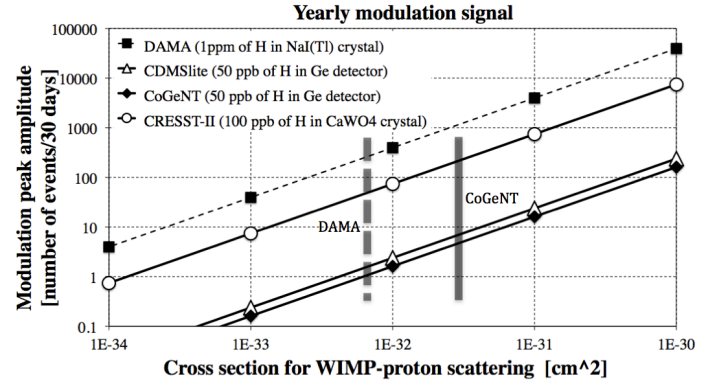
We calculate the rate as follows:

$$Rate = \sigma_{WIMP} \cdot F_{WIMP} \cdot N_{target} \cdot V_{target} \cdot Time \cdot Det_{ef} \quad (1)$$

where  $Det_{ef}$  is the detection efficiency,  $\sigma_{WIMP}$  is in [cm<sup>2</sup>],  $F_{WIMP}$  is flux in [cm<sup>-2</sup>sec<sup>-1</sup>],  $N_{target}$  is number of target particles in [cm<sup>-3</sup>],  $V_{target}$  is target volume in [cm<sup>3</sup>] and Time is in [sec]. The WIMP-proton scattering cross-section is not known at present. We will treat it as an independent variable. Table 2 shows input numbers used in the calculation.

Figure 5 shows our prediction for the modulation peak rate in several experiments as a function of cross-section, assuming the H-contamination as indicated on the graph, as a function of the WIMP-proton cross-section. One can see that to get the DAMA modulation peak of  $\sim 300$  events/30 day period one needs a cross-section slightly lower than  $\sim 10^{-32}$  cm<sup>2</sup>. However, to explain the CoGeNT count rate, one needs slightly higher cross-section; it is therefore crucial that both experiments determine the H-contamination in their crystals.

Table 3 shows the expected number of events per 30 days in the modulation peak amplitude for four experiments.



**Fig. 5.** This paper's prediction for the modulation peak rate in several experiments as a function of cross-section, assuming the H-contamination as indicated, WIMP-proton scattering hypothesis, Dark matter density  $\sim 0.3$  GeV/cm<sup>3</sup> in our nearby Universe [17]. The modulation amplitude peak was calculated from a differential rate based on these two extreme values of dark matter particle velocities: 1030 km/sec and 1060 km/sec- see Table 1. The vertical lines indicate a cross-section corresponding to DAMA (dashed line) and to CoGeNT (solid line) measured peak amplitude rates.

**Table 2.** We used these numbers in the calculation.

Experiment	weight [kg]	H-contamination	Detection efficiency	Energy range [keV]
DAMA	250	1 ppm	0.6	1-6
CoGeNT	0.444	50 ppb	1.0	0.5-3
CDMSlite	0.6	50 ppb	1.0	0.5-3
CRESST-II	10	100 ppb	1.0	0.5-3

To work it out quantitatively and convince ourselves that the proposed model is correct, all these four experiments should perform the H-contamination analysis of their crystals used in experiments. DAMA should also find out if there is a correlation between rates/crystal and the H-contamination in each crystal (if there is a variation in rates/crystal).

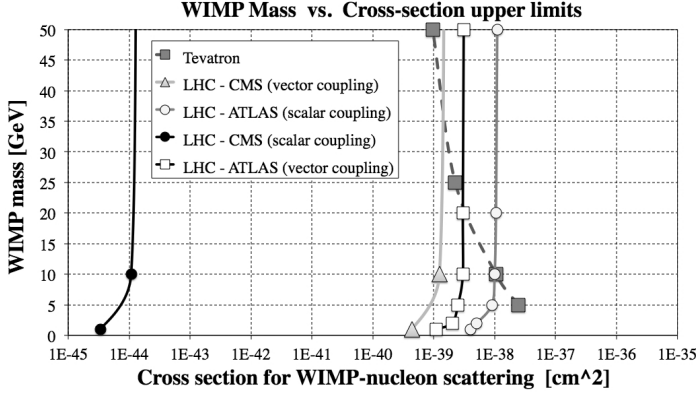
Our calculation in Figure 5 is simple to get a feel for the problem and provide a motivation to measure the hydrogen contamination in the existing crystals. The exact tuning of the dark matter particle mass between 0.5 and few GeV/c<sup>2</sup> should be done with a proper fit, which includes the realistic simulation of the dark matter velocity distribution in the Galaxy, the cross-section and the H-contamination. An example of such calculation was done in [9], which disagreed with our hypothesis of hydrogen contamination as represented in our original paper [10]. However, these authors were assuming a Maxwellian distribution of dark matter velocities in our Galaxy. We would argue that the dark matter velocity distribution may have two components in reality, one component represents the Maxwellian distribution and the second component represents a direct external flow distribution, as all galaxies may be interconnected by streams of the dark matter with velocities above the Galaxy escape velocity. The direct flow component may be a better match to our simple calculation. This problem clearly should be studied further in more detail.

Reference [9] has also pointed out a possible conflict with a model of overheating of the Earth's atmosphere if low mass dark matter particles have too large scattering cross-section [11]. However, reading the paper [11] we conclude that one is still below their quoted overheating limits, if one considers our proposal of low dark matter masses near  $\sim 1$  GeV/c<sup>2</sup> and the cross-section below  $\sim 10^{-32}$  cm<sup>2</sup>. However, if the local dark matter density

<sup>3</sup> P.Brink, CDMS collaboration, private communication, 2014.

**Table 3.** This paper calculation of expected number of events over 30 days in the peak of the modulation, for DAMA, CoGeNT, CDMSlite and CRESST-II experiments, using the H-contamination as indicated in Fig. 5, weight of crystals and a using the nominal detection efficiency.

Cross section [cm <sup>2</sup> ]	DAMA	CoGeNT	CDMSlite	CRESST-II
10 <sup>-32</sup>	397	1.62	2.35	73
10 <sup>-33</sup>	39.7	0.162	0.234	7.3
10 <sup>-34</sup>	3.97	0.016	0.023	0.73



**Fig. 6.** Upper limits of WIMP-nucleon cross-sections as a function of the WIMP mass, plotted for Tevatron [18] and LHC [19], CMS [20]. There is a large range of possible values of cross-section limits for  $\sim 1$  GeV/ $c^2$  WIMP.

would increase by a factor of  $\sim 10$ , or the WIMP-proton scattering cross-section is higher, such overheating, as described in [11], might start happening.

LXe or LAr experiments do not have the hydrogen contamination, and therefore any DM signal detected by these methods would directly contradict the proposed model.

## 5. Comparison with LHC experiments

It is interesting to compare our prediction for the DAMA WIMP-nucleon cross-section range with upper limits obtained by Tevatron and LHC experiments, where WIMP is measured in “WIMP + WIMP + jets” events [18]. This is shown in Figure 6. It is clear that the accelerator-based cross-section upper limits are lower than values obtained from the H-contamination model. However the limits of collider experiments are derived with an effective operator approach and the direct comparison with our model has some unknown model dependency.

## 6. A new proposal for future experiments

One could attempt to detect diatomic molecular vibration, excited by gentle WIMP-proton scattering, and further reduce the threshold on the WIMP mass [21]. To excite such vibrations, a very small energy deposit at a level of 1.8-4.3 eV is needed and still be able to detect de-excitations by the Bialkali photocathode; the IR-responsive photocathode would be even more efficient method. To do this, one could use, for example, so called “wet” fused silica, which has  $\sim 1000$  ppm of OH-contamination by design. Or, one could use simply pure water, and “tune” for the OH-absorption lines. This avenue is presently not pursued in underground experiments because of a high single photoelectron

noise. It could be, however, considered in accelerator-triggered beam dump experiments searching for the dark matter production. Pilot studies of this idea are in progress.

## 7. Conclusion

This paper suggests that the measured oscillation in the DAMA experiment may be caused by a scattering of the light mass WIMP (mass between  $\sim 0.3$ -few GeV/ $c^2$ ) on a hydrogen nucleus, which happens to be the H-contamination in the NaI(Tl) crystal.

For our choice of parameters for the H-contamination model, and taking into account the DAMA modulation peak rate of  $\sim 0.01$  cpd/kg/keV, we can explain it with the WIMP-proton scattering cross-section slightly lower than  $\sim 10^{-32}$  cm<sup>2</sup> (see Fig. 5).

As the H-contamination may vary from crystal-to-crystal in the DAMA experiment, one may observe different rates. This should be verified.

We suggest to DAMA, CDMS, CoGeNT, and CRESST-II collaborations to perform the FTIR analysis on their crystals to determine the H-contamination. This will prove or disprove this paper’s claim that there is a single WIMP-proton scattering cross-section explaining all data.

LXe or LAr experiments do not have the hydrogen contamination, and therefore any DM signal detected by these methods would directly contradict the proposed model in this paper.

While it is somewhat puzzling that the presented idea requires a very small dark matter mass with a cross-section many orders of magnitude larger than a particle of the mass scale of the W and Z bosons, there is nothing a priori preventing it to our knowledge, and we think the idea should be tested very carefully.

## 8. Acknowledgements

I also would like to thank CDMS people for discussing ideas of this paper, especially P. Brink, R. Partridge, G. Godfrey, and M. Kelsey. I also thank Farinaldo Da Silva Queiroz and Chris Kelso for discussions regarding reconciliation of ideas of this paper and their publication [9]. Comments of Prof. C. Galbiati encouraging to investigate this problem carefully are also appreciated. I would like thank Prof. E. Nappi for showing interest in the idea, sharing it with Prof. C. Brogini, and asking very good questions about early version of the paper. I would like to thanks Prof. E.V. Kolb for providing several references, which allowed me to enter the up-to-date status of the collider WIMP searches.

## References

- [1] Bernabei *et al.*, Eur. Phys. J. C 23, 61-64 (2002).
- [2] R. Bernabei *et al.*, arXiv:1308.5109, 2013.
- [3] C.E. Aalseth *et al.*, arXiv:1208.5737v3, Apr. 29, 2013, and arXiv:1401.3295v1, Jan. 14, 2014.
- [4] G. Gerbier *et al.*, Astroparticle Physics II (1999) 287-302.
- [5] J. Ninkovic *et al.*, Nucl. Instr. & Meth. A 564 (2006) 567.
- [6] R. Bernabei *et al.*, Nucl. Instr. & Meth. A 592 (2008) 297.
- [7] R. Bernabei *et al.*, JINST 7(2012)03009.
- [8] K.A. Kudin *et al.*, Functional Materials 18, No.2 (2011).
- [9] S. Profumo and F. Queiroz, arXiv:1401.4253v1, Jan. 17, 2014.
- [10] J.Va'vra, A New Possible Way to Explain DAMA Results, arXiv:1401.0698v1, Jan. 3, 2014.
- [11] G.D. Mack *et al.*, arXiv:0705.4298v2, Oct. 12, 2007.
- [12] W.L. Hansen *et al.*, IEEE Trans. on Nucl. Sci., Vol. NS-29, No.1, Feb. 1982.
- [13] A. Erb and J-C. Lanfranchi, The Royal Society of Chemistry 2013, CrystEngComm, 2013, 15, 23012304.
- [14] Q. Li *et al.*, Hindawi Publ. Co., Journal of Chemistry, Volume 2013, Article ID 952954.

- [15] R. Agnese *et al.*, arXiv:1309.3259v3, Dec. 20, 2013.
- [16] G. Angloher *et al.*, arXiv:1109.0702v1, Sep. 4 2011.
- [17] R.Catena and P.Ullio, arXiv:1111.3556v1, 15 Nov., 2011.
- [18] M.Beltran *et al.*, arXiv:1002.4137v2, 2010.
- [19] ATLAS collaboration, arXiv:1002.4137v2, 2013.
- [20] CMS collaboration, CMS PAS EXO-12-048, 2013.
- [21] J.Va'vra, Molecular excitations: a new way to detect Dark matter, arXiv:1402.0466v1, Feb. 3 2014.