

# A New Possible Way to Explain DAMA Results

J. Va'vra

SLAC, Stanford University, CA94309, U.S.A.  
e-mail: jjv@slac.stanford.edu

Received January 2, 2014

## ABSTRACT

The DAMA experiment clearly observes an oscillatory small signal. The observed signal is a very small energy deposit in the NaI(Tl) crystals, at a level of 2-6 keV, believed to be due to interactions of detector nuclei with the Dark Matter. The observed yearly modulation is in phase with the Earth's motion around the Sun. The DAMA detector is a 250 kg stack of NaI(Tl) detectors located in the Grand Sasso laboratory. So far, it is not well explained by proponents nor confirmed by other major Dark Matter searching experiments. We propose a new simple way to explain the DAMA signal and why nobody else observes it: rather than collisions of a 6-7 GeV/ $c^2$  WIMP with a heavy nucleus, such as Na, I or Tl, we propose that the observed signal is due to a collision of a very light  $\sim 1$  GeV/ $c^2$  WIMP with hydrogen nucleus, where the hydrogen target comes from a small OH-contamination of NaI(Tl) crystals. The light WIMP strikes a hydrogen nucleus, producing a proton of up to  $\sim 5$  keV. Such a proton would then cause the emission of a few photons detected by PMTs.

**Key words.** DAMA experiment, Dark Matter search

## 1. Introduction

The DAMA experiment claims to observe the Dark Matter mass of 6-7 GeV/ $c^2$ . It is the first experiment to observe a clear oscillatory signal [Bernabei, 2013], as shown on Fig. 1. However, there is no confirmation of the DAMA's result from any LXe or LAr Dark Matter searching experiments, such as Xenon-10, Xenon-100 or LUX. This gave us an idea that perhaps the DAMA signal is due to scattering of a light  $\sim 1$  GeV/ $c^2$  Dark Matter particle with a light nucleus; specifically hydrogen present as a tiny OH-contamination in NaI(Tl) crystals.

OH-molecules represent likely contamination of the primary NaI salt. It requires a prolonged pumping at elevated temperature to remove [Kudin, 2011]. The exact level of this contamination in NaI(Tl) crystals is a proprietary information, based on our contacts with Saint-Gobain Co. However, we learned from Hilger Co. that the OH-contamination at a level of a few ppm is likely. Generally, these companies keep air humidity to less than  $\sim 2\%$  when machining the crystal and assembling the NaI(Tl) detector, although again this is proprietary knowledge. But, knowing how hard it is to keep humidity low in gases without appropriate filtration, it would seem to us that water contamination at a level of a few ppm is easily possible. Once in the detector, DAMA NaI(Tl) crystals are of course protected against the moisture, by sealing them while flowing a boil-off nitrogen; however, the sealed chamber is opened from time to time. The exact history of each crystal is probably not exactly known, i.e., there may be variation among crystals; and apparently there is some variation of the signal as well. In our calculations we will assume the hydrogen contamination at a level of  $\sim 1$  ppm. This number can be tweaked as we get more information. We believe that a push towards ultra-pure NaI(Tl) or other pure crystals may remove the signal completely, if our paper is correct.

There are many experiments searching for the Dark Matter, mostly concentrating on a detection of heavy mass. Figure 2 shows an overall status of upper limits of these experiments

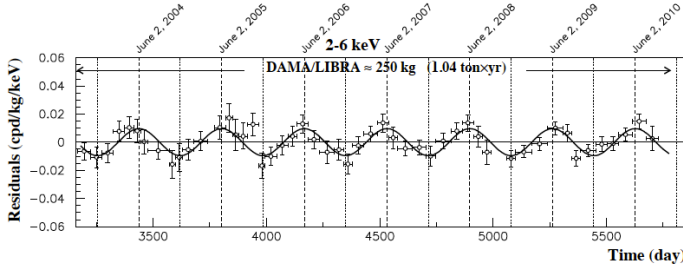
(Snowmass, 2013). Nominally, none of these experiments was designed to search for  $\sim 1$  GeV/ $c^2$  mass. As Fig. 2 indicates there is a great opportunity to explore a cross-section of  $10^{-24} - 10^{-44}$  cm<sup>2</sup> if the mass is indeed low.

A low mass WIMP of  $\sim 1$  GeV/ $c^2$ , however, represents a real experimental challenge, as it requires a low mass hydrogen target. A  $\sim 1$  GeV/ $c^2$  mass WIMP moves with a velocity of up to  $\sim 30$  km/sec, which corresponds to a kinetic energy of  $\sim 4.7$  keV. When such WIMP strikes a hydrogen atom's nucleus, the recoiling proton obtains an energy of less than  $\sim 5$  keV, corresponding to  $\beta = v/c$  of 0.0001 and velocity  $\sim 33$  usec/m. The equivalent energy of an electron with the same velocity is only  $\sim 2.5$  eV; such electron will not excite atoms through a normal dE/dx. When a 5 keV WIMP strikes a hydrogen atom, a resulting projectile striking the NaI(Tl) crystal can be one of these combinations: (a) a 5 keV proton is released, (b) both an electron and proton are ejected, or (c) an excited hydrogen atom is ejected. What such a projectile will do exactly is a complex problem, which is not completely understood or experimentally well-measured. Such event will disturb electrostatically both the original hydrogen atom and nearby atoms of NaI(Tl), causing vibrations and excitations, and a combined effect may lead to small photonic emissions. To calibrate this effect, one would have to measure photonic excitations with a 5 keV neutron beam striking a hydrogen gas target surrounded by bare NaI(Tl) crystals. It is not an easy measurement.

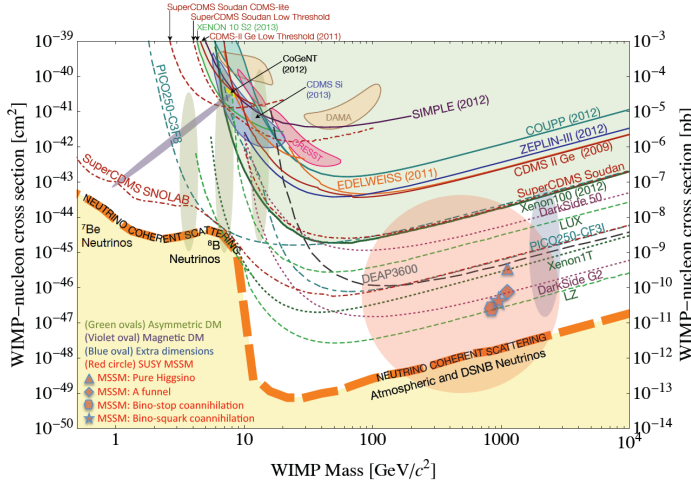
If one uses a different medium, for example a scintillator, water, quartz or methane gas, the photonic excitation is different in each case, and one has to calibrate each medium separately.

The WIMP-proton scattering cross-section is not known at all at present. In this paper we will treat it as an independent variable.

One should also note that a  $\sim 1$  GeV/ $c^2$  mass WIMP would penetrate more deeply through the rock, as it would not lose energy when it scatters occasionally off heavy nuclei. However,



**Fig. 1.** Experimental residual rate of the single-hit scintillation events, measured by DAMA/LIBRA over six annual cycles in the (2-6) keV energy intervals as a function of the time [Bernabei, 2013].



**Fig. 2.** The cross-section limits to detect the WIMP mass by various experiments (Snowmass, 2013). The graph also shows the low limit, below which, experiments will have to deal with the neutrino background. One also can see clearly, that a WIMP mass below  $\sim 5 \text{ GeV}/c^2$  would not be detected by most of present experiments, because their nucleus mass is too high. One needs a hydrogen target to have a chance to detect the light WIMP.

if the mountain contains large reservoirs of water, as the Grand Sasso lab does, the light WIMP flux will be more affected.

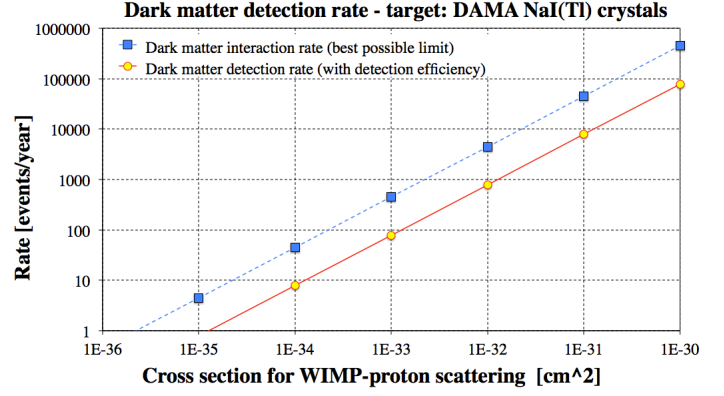
## 2. DAMA experiment and new explanation of results

Figure 3 shows our prediction for DAMA experiment rate as a function of the WIMP-proton cross-section, assuming (a)  $\sim 1$  ppm of hydrogen level in NaI(Tl) crystal, (b) PMT quantum efficiency of  $\sim 35\%$ , and (c) light collection efficiency of  $\sim 50\%$ .

In our calculation of Dark Matter flux, we assume that the dark matter density is  $\sim 0.3 \text{ GeV}/\text{cm}^3$  in our nearby Universe [Catena, 2011], which translates into the Dark Matter density of  $\sim 300$  particles/liter, if we assume a mass of  $\sim 1 \text{ GeV}/c^2$ . We also assume that the Earth moves through the local Dark Matter cloud with a relative velocity modulation of  $30 \text{ km/sec}$ .

For our choice of parameters, the WIMP-proton scattering cross-section ends up to be rather high:  $10^{-32} - 10^{-33} \text{ cm}^2$ .

There are many unknown details in this problem. For example, we do not know the local Dark Matter density near Earth's location within the Galaxy, the Dark Matter mass, the photon emission probability and its wavelength after the WIMP-proton scattering, the hydrogen level in NaI(Tl), and of course, the WIMP-



**Fig. 3.** This paper's prediction for the DAMA rate as a function of cross-section, assuming (a)  $\sim 1$  ppm of hydrogen level in NaI(Tl) crystal, (b) PMT quantum efficiency of  $\sim 35\%$ , and (c) light collection efficiency of  $\sim 50\%$ .

proton cross-section. It will require much more work to determine them.

## 3. Conclusion

This paper suggests that the measured oscillation in the DAMA experiment may be caused by a scattering of a light  $\sim 1 \text{ GeV}/c^2$  WIMP on hydrogen, which happens to be a contamination in the NaI(Tl) crystals. This contamination may vary from crystal-to-crystal, causing different rates. This idea would start quantitatively work if the hydrogen contamination of DAMA NaI(Tl) crystals is at a level of  $\sim 1$  ppm or above and the WIMP-proton cross-section is above  $10^{-33} \text{ cm}^2$ . The more pure NaI(Tl), the less likely it will work.

## References

- R.Bernabei *et al.*, Dark Matter investigation by DAMA at Gran Sasso, arXiv:1308.5109, 2013.
- K.A.Kudin *et al.*, Effect of CO<sub>2</sub> and OH impurities on thermal growing conditions of large size NaI(Tl) crystals and their quality, Functional Materials 18, No.2 (2011).
- R.Catena and P.Ullio, The local Dark Matter phase-space density and impact on WIMP direct detection, arXiv:1111.3556v1, 15 Nov., 2011.