

# Amperean pairing and the pseudogap phase of cuprate superconductors

Patrick A. Lee

*Department of Physics, Massachusetts Institute of Technology, Cambridge, MA 02139*

The enigmatic pseudogap phase in underdoped cuprate high  $T_c$  superconductors has long been recognized as a central puzzle of the  $T_c$  problem. Recent data show that the pseudogap is likely a distinct phase, characterized by a medium range and quasi-static charge ordering. However, the origin of the ordering wavevector and the mechanism of the charge order is unknown. At the same time, earlier data show that precursive superconducting fluctuations are also associated with this phase. We propose that the pseudogap phase is a novel pairing state where electrons on the same side of the Fermi surface are paired, in strong contrast with conventional BCS theory which pair electrons on opposite sides of the Fermi surface. In this state the Cooper pair carries a net momentum and belong to a general class called pair density wave (PDW). The microscopic pairing mechanism comes from a gauge theory formulation of the resonating valence bond (RVB) picture, where electrons traveling in the same direction feel an attractive force in analogy with Ampere's effects in electromagnetism. We call this Amperean pairing. Charge order automatically appears as a subsidiary order parameter. Our theory gives a prediction of the ordering wavevector which is in good agreement with experiment. Furthermore, the quasiparticle spectrum from our model explains many of the unusual features reported in photoemission experiments. The Fermi arc and the unusual way the tip of the arc terminates also come out naturally. We also discuss how the onset of the Kerr effect in this state can be accommodated. Finally, we propose an experiment which can directly test the notion of Amperean pairing.

Since the early days of cuprate superconductivity research, the pseudogap phase has been identified as a central piece of the high  $T_c$  puzzle.[1] The pseudogap opens below a temperature  $T^*$  much above  $T_c$  in underdoped cuprates, and is visible in the spin susceptibility as detected by the Knight shift, in tunneling spectroscopy and in  $c$ -axis conductivity. Angle-resolved photoemission (ARPES) shows that the pseudogap opens in the anti-nodal region near  $(0, \pi)$ , (we set the lattice constant  $a$  to unity), leaving behind ungapped "Fermi arcs" centered around the nodes. Recent X-ray scattering data [2–5] reveal that the pseudogap is likely to be a distinct phase, characterized by the onset of a charge density wave (CDW) with wavevectors at  $(0, \pm\delta)$  and  $(\pm\delta, 0)$  where  $\delta$  decreases with increasing doping as revealed earlier by STM experiments.[6] Other signatures include Kerr rotation,[7] the emergence of anisotropy in the Nernst effect, etc.[8] (Another set of experiments found the onset of intra unit cell magnetization (loop currents) at a somewhat higher temperature.[9] We shall not address this phenomenon in this paper.)

The CDW is enhanced by a magnetic field and appears to be smoothly connected to the high magnetic field state where quantum oscillations have been observed.[10] Indeed, recent work [11] claims that the intrinsic  $H_{c2}$  of some underdoped YBCO samples may be as low as 22 T, a shockingly low energy scale compared with the energy gap scale as well as  $T_c$ . At the same time the onset of superconductivity causes a reduction of the CDW amplitude,[2–4] suggesting that the pseudogap should be considered a competing phase. However, up to now the identity of this phase is not at all clear because the data seem to be giving conflicting signatures. Certain features of the pseudogap state suggests the presence of short range superconducting order. For example, diamagnetic fluctuations are observed much above  $T_c$  [12] and evidence for precursive superconductivity from infra-red spectroscopy has been reported up to  $T^*$ . [13] On the other hand, the CDW is rather long ranged in the plane, but it does not resemble a conventional CDW driven by Fermi surface nesting. A recent comparison of  $\delta$  with the nesting vector connecting the Fermi surfaces at the

anti-nodal points in single layer  $\text{Bi}_2\text{Sr}_{2-x}\text{La}_x\text{CuO}_{6+\delta}$  (Bi2201) found that  $\delta$  is larger by about a factor of 2. Instead the CDW vector was suggested to connect the ends of the Fermi arcs where the gap is zero or very small.[5] This directly contradicts the standard CDW picture where an energy gap is expected at precisely that point. As we discuss in greater detail later, this difficulty is anticipated in an earlier study where detailed ARPES data show that the spectrum contains highly anomalous features which cannot be understood with a CDW model.[7] In this paper we propose a new model for the pseudogap state which combines pairing and CDW and addresses all the mysterious properties described above.

Our model is based on the idea of Amperean pairing introduced earlier in the context of quantum spin liquids.[14] The U(1) spin liquid is described by a spinon Fermi surface coupled to a U(1) gauge field. In this system the coupling to transverse gauge field (gauge magnetic field) is strong and unscreened. Just as in electrodynamics, the current of a carrier produces a gauge magnetic field which creates an attractive force to another carrier moving in the same direction, due to the Ampere effect. The transverse gauge field mediated interaction contributes the following to the action,[14]

$$S_{int} = -\frac{1}{2v\beta} \sum_{\mathbf{p}_1\mathbf{p}_2,\mathbf{q}} D(\mathbf{q})(\mathbf{v}_{\mathbf{p}_1} \times \hat{\mathbf{q}}) \cdot (\mathbf{v}_{\mathbf{p}_2} \times \hat{\mathbf{q}}) f_{\mathbf{p}_1+\mathbf{q},\sigma}^\dagger f_{\mathbf{p}_2-\mathbf{q},\sigma'}^\dagger f_{\mathbf{p}_2,\sigma'} f_{\mathbf{p}_1,\sigma} \quad (1)$$

where  $v$  is the volume,  $\beta = 1/kT$ ,  $\mathbf{v}_{\mathbf{p}}$  is the velocity of the spinon with momentum  $\mathbf{p}$ ,  $D(\mathbf{q})$  is the gauge field propagator and  $f_{\mathbf{p},\sigma}$  is the spinon destruction operator with spin  $\sigma$ . In ref. [14] we showed that due to the singular nature of the gauge propagator, the Fermi surface is unstable to a special kind of pairing where particles in the vicinity of a given spot  $\mathbf{K}$  on the Fermi surface form Cooper pairs. This is radically different from conventional BCS pairing, which pair particles on opposite sides of the Fermi surface. We called this Amperean pairing.

In one version of the RVB theory of high  $T_c$  superconductors, a spinon Fermi surface is formed which is coupled to a U(1) gauge field.[1] Unlike the spin liquid, there is also a gapless charge degree of freedom which is described by a bosonic holon coupled to the same gauge field. The bosons tend to condense and convert the spinons to electrons with a reduced spectral weight equal to  $p$ , the hole doping concentration. While the gauge field is gapped by the Anderson-Higgs mechanism, the gap is small for small  $p$  and gauge fluctuations remain important over a large temperature range, which is referred to as the incoherent Fermi liquid region.[15] Since it is in this region that the pseudogap state is formed, it is reasonable to assume that the same Amperean mechanism is at work and Eq.(1) still applies. Up to now the standard RVB picture is that d wave pairing of spinons onsets below a certain temperature.[16] Instead, we assume that the Amperean pairing has a slightly lower free energy and pre-emptes the d wave pairing. In the cuprate it is natural to view the hole Fermi surface as the analog of the large and almost circular Fermi surface in the spin liquid problem. As shown in Fig.1, we choose the points  $\mathbf{K}$  and  $-\mathbf{K}$  (up to a reciprocal lattice vector) on the Fermi surface at the antinode as the points of Amperean pairing. It is convenient to measure all momenta from  $(0, \pi)$ . Let us introduce the mean field decoupling of Eq.(1)

$$S^{\text{MF}} = \Delta_{2\mathbf{K}}^*(\mathbf{k}) f_{\mathbf{k}\uparrow} f_{-\mathbf{k}+2\mathbf{K}\downarrow} + c.c. + \Delta_{-2\mathbf{K}}^*(\mathbf{k}) f_{\mathbf{k}\uparrow} f_{-\mathbf{k}-2\mathbf{K}\downarrow} + c.c. \quad (2)$$

where we have set  $\sigma = \downarrow$ ,  $\sigma' = \uparrow$ ,  $\mathbf{p}_2 = \mathbf{k}$ ,  $\mathbf{p}_1 = -\mathbf{k} \pm 2\mathbf{K}$  in Eq.(1) and  $\Delta_{\pm 2\mathbf{K}}(\mathbf{k})$  comes from the remainder of the equation and is proportional to a sum over  $\mathbf{k}'$  of  $\langle f_{\mathbf{k}'\uparrow} f_{-\mathbf{k}' \pm 2\mathbf{K}\downarrow} \rangle$ . Instead of attempting a self consistent solution of the mean field equation, in this paper we simply assume a reasonable form of  $\Delta_{\pm 2\mathbf{K}}(\mathbf{k})$  and explore the resulting quasiparticle structure. This is an essential first step because the quasiparticle spectrum is quite different from our intuition based on the convention BCS pairing. Our ansatz is

$$\Delta_{\pm 2\mathbf{K}}(\mathbf{k}) = f(k_y) \Delta_0 \quad (3)$$

We choose  $f(k_y) = e^{-k_y^2/k_0^2}$  to represent the fact that the pairing should be limited to the vicinity of  $\mathbf{K}$ .

We see from Eq.(2) that the pairing order parameters carry a total momentum of  $2\mathbf{K}$  or  $-2\mathbf{K}$ . This is because the pair is made up of two fermions moving in the same direction and the total momentum is  $\pm 2\mathbf{K}$ . By choosing  $\Delta_{2\mathbf{K}}$  and  $\Delta_{-2\mathbf{K}}$  to have the same amplitude, the order parameter is modulated in space as  $\Delta(\mathbf{r}) \approx \cos(2\mathbf{K} \cdot \mathbf{r})$ . This belongs to a general class of pairing which has been named pair density wave (PDW).[17] Historically the first example of PDW is the LOFF state (or more precisely the LO state) where the PDW is argued to be more stable than the uniform state when the Fermi surfaces are split by Zeeman splitting.[18, 19] More recently another example has been introduced in connection with stripe formation in the LBCO system near doping  $p = 1/8$ . [17] We shall refer to this as stripe PDW. There the spins form a spin density wave with wavevector  $Q = 2\pi/8a$  which is interpreted as anti-phase Neel states separated by charged domain walls which produces charge order at wavevector  $2Q = 2\pi/4a$ . The superconductor is assumed to be modulated at the same  $Q$  and interpreted as  $d$  wave superconductors with anti-phase domains. The state was introduced to explain the observation that while a superconducting state exists much above  $T_c$  within each layer, the layers fail to order coherently.[20, 21] Indeed, the stripe PDW has been shown to be energetically competitive in earlier projected wavefunction studies.[22] We note that the microscopic picture of this state is very different from our Amperean pairing state. The stripe-PDW begins with the stripe picture of the SDW and up to now has been discussed only in connection with the stripe phenomena near  $p = 1/8$ . The Amperean pairing picture is not associated with any SDW order. Instead the wavevector is given in terms of Fermi surface spanning vectors and the main driving force is the pairing energy which can be a high temperature scale. On the other hand, in common with the stripe PDW, there is a CDW with period  $2Q = 4K$  associated with Amperean pairing. It is quite possible that Amperean pairing help stabilize the stripe-PDW state in certain materials such as LBCO which favor SDW ordering and stripe formation. The stripe PDW is then separated from the high temperature Amperean

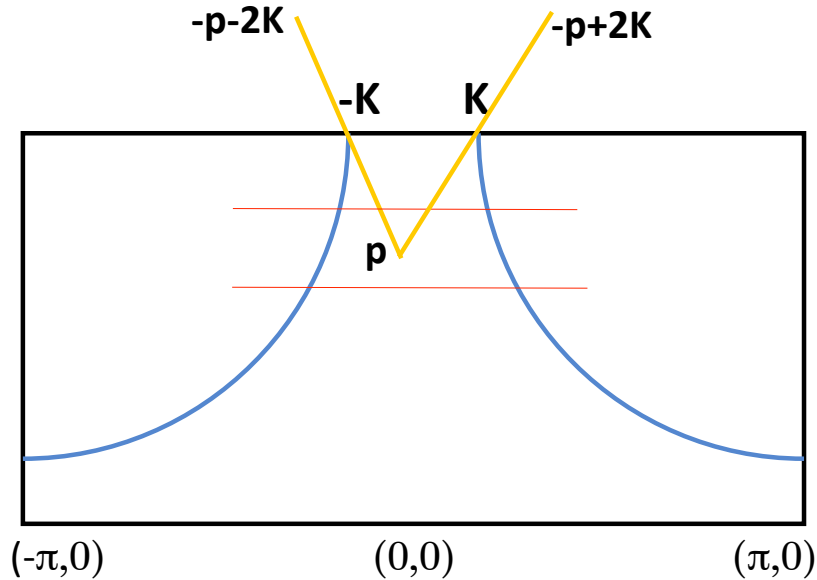


FIG. 1: Schematic representation of the top half of the cuprate Brillouin zone and the Fermi surface. Pairs are formed between fermions near  $\mathbf{K}$  with momenta  $\mathbf{p}$  and  $-\mathbf{p} + 2\mathbf{K}$  and similarly near  $-\mathbf{K}$ . The Cooper pairs carry momentum  $\mathbf{Q} = 2\mathbf{K}$  and  $-2\mathbf{K}$ , respectively. Red lines mark the scans shown in Fig.3.

pair state by the phase transition at 50K. We emphasize that in our view, Amperean pairing is the driver and the CDW is a subsidiary order parameter.

Let us first consider  $\mathbf{k}$  in the vicinity of  $\mathbf{K}$  and calculate the spectrum due to the coupling of  $c_{\mathbf{k}\uparrow}$  and  $c_{-\mathbf{k}+2\mathbf{K}\downarrow}^\dagger$  in the presence of  $\Delta_{2\mathbf{K}}$ . Diagonalization of a  $2 \times 2$  matrix gives

$$E_{\mathbf{k}\uparrow}^\pm = \frac{1}{2} (\xi_{\mathbf{k}} + \xi_{-\mathbf{k}+\mathbf{Q}}) \pm \sqrt{|\xi_{\mathbf{k}} - \xi_{-\mathbf{k}+\mathbf{Q}}|^2 + |\Delta_{\mathbf{Q}}|^2} \quad (4)$$

where  $\xi_{\mathbf{k}} = \varepsilon_{\mathbf{k}} - \mu$  and  $\mathbf{Q} = 2\mathbf{K}$ . Eq.(4) replaces the familiar BCS spectrum  $\pm \sqrt{\xi_{\mathbf{k}}^2 + |\Delta_{\mathbf{Q}}|^2}$  and is no longer particle-hole symmetric. In Fig.2 we include in addition the coupling to  $c_{-\mathbf{k}-2\mathbf{K}\downarrow}^\dagger$  to restore inversion symmetry. We plot the band dispersions as well as the bare bands  $\xi_{\mathbf{k}}$  and  $-\xi_{-\mathbf{k}\pm\mathbf{Q}}$  as a function of  $k_x$  for  $k_y = \pi$ . Note that the bare bands touch each other at the Fermi level with parallel tangents. Indeed if we ignore the band curvature and approximate  $\xi_{\mathbf{k}} = v_F(k - k_F)$  in Eq.(2), the two bands are exactly degenerate and are split by  $|\Delta_{\mathbf{Q}}|$  for all  $k_x$ . This gap opening is the source of energy gain of the Amperean pairing state. Note that in this approximation, the Fermi surface remains gapless: the level splitting simply splits the Fermi vector.[23] However, once the band curvature is included and  $|\Delta_{\mathbf{Q}}|$  is large enough, a gap is opened at the Fermi level near  $(0, \pi)$ , as shown in Fig. 2a. As  $k_y$  moves away from  $\pi/a$  the degeneracy is lifted and the effect of  $\Delta_{\mathbf{Q}}$  diminishes, and eventually the Fermi surface is restored, as seen in Fig.2b. This mechanism produces the Fermi arc. In order to describe the experimentally observed spectrum, we consider the coupling between five states,  $(c_{\mathbf{k}\uparrow}, c_{-\mathbf{k}+\mathbf{Q}\downarrow}^\dagger, c_{-\mathbf{k}\pm\mathbf{Q}\downarrow}^\dagger, c_{\mathbf{k}+2\mathbf{Q}\uparrow}, c_{\mathbf{k}-2\mathbf{Q}\downarrow})$  and diagonalize the following

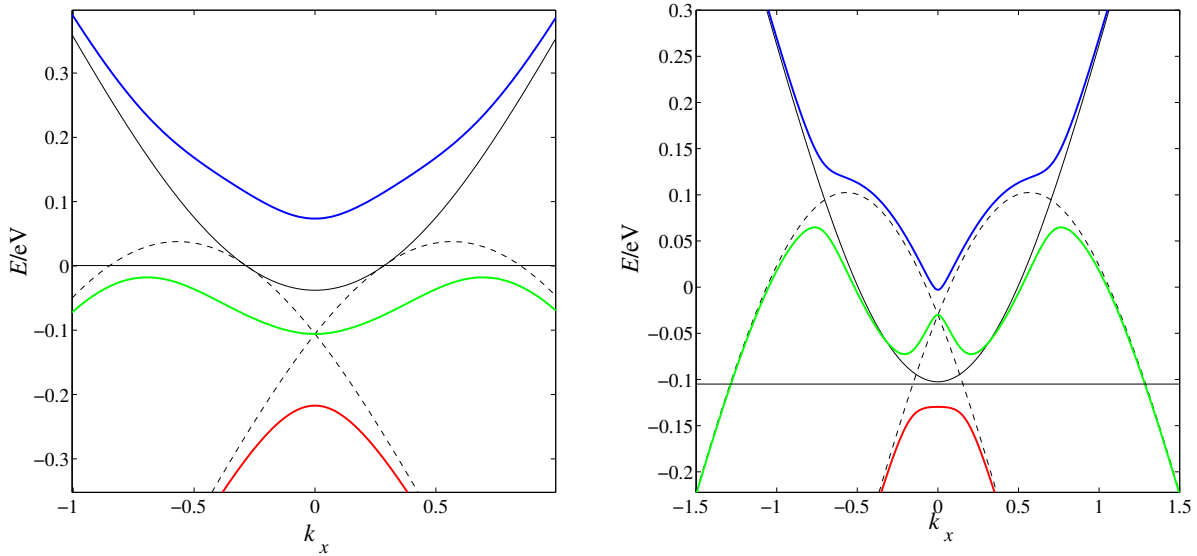


FIG. 2: Plot of the energy bands and the bare dispersion  $\varepsilon_{\mathbf{k}} - \mu$  versus  $k_x$  for (a)  $k_y = \pi$  and (b)  $k_y = \pi - 1.0$ , using parameters appropriate for Bi-2201.[7] The dashed lines shows  $-(\varepsilon_{\mathbf{k}\pm 2\mathbf{K}} - \mu)$ . Turning on  $\Delta_0 = 100$  meV with  $k_0 = 1.0$  in Eq.(3) splits the bands and creates an energy gap for  $k_y = \pi$ . The gap vanishes for  $k_y = \pi - 1.0$ , creating a Fermi arc.

$5 \times 5$  matrix .

$$\begin{bmatrix} \xi_{\mathbf{k}} & \Delta_{\mathbf{Q}} & \Delta_{-\mathbf{Q}} & C_{2\mathbf{Q}} & C_{-2\mathbf{Q}} \\ \Delta_{\mathbf{Q}}^* & -\xi_{-\mathbf{k}+\mathbf{Q}} & 0 & 0 & \Delta_{-\mathbf{Q}}^* \\ \Delta_{\mathbf{Q}}^* & 0 & -\xi_{-\mathbf{k}-\mathbf{Q}} & \Delta_{\mathbf{Q}}^* & 0 \\ C_{2\mathbf{Q}}^* & 0 & \Delta_{\mathbf{Q}} & \xi_{\mathbf{k}+2\mathbf{Q}} & 0 \\ C_{-2\mathbf{Q}}^* & \Delta_{-\mathbf{Q}} & 0 & 0 & \xi_{\mathbf{k}-2\mathbf{Q}} \end{bmatrix} \quad (5)$$

We added  $c_{\mathbf{k}\pm 2\mathbf{Q},\uparrow}$  which are coupled to  $c_{\mathbf{k}\uparrow}$  with matrix element  $C_{\pm 2\mathbf{Q}}$  due to the CDW order ,but more importantly they are also coupled to  $c_{-\mathbf{k}\pm\mathbf{Q},\downarrow}^\dagger$ . As seen from the full spectra in the supplementary material, the latter bands are also degenerate at the Fermi level and give rise to splitting. Inclusion of this coupling help create a pseudo-gap in the tunneling density of states which is closer to being particle-hole symmetric, as shown later.

In Fig.3 we show a series of band dispersion with color intensity proportional to the spectral weight  $|\nu_\alpha|^2$  where  $\alpha = 1\dots 5$  labels the bands and  $\nu_\alpha$  is the amplitude of the state  $c_{\mathbf{k}\uparrow}$  for eigenstate  $\alpha$ . The states below the Fermi level in this plot can be directly compared with ARPES data, which are reproduced in Fig.3 for Bi2201. As discussed in ref.[7], the spectra show two highly unusual

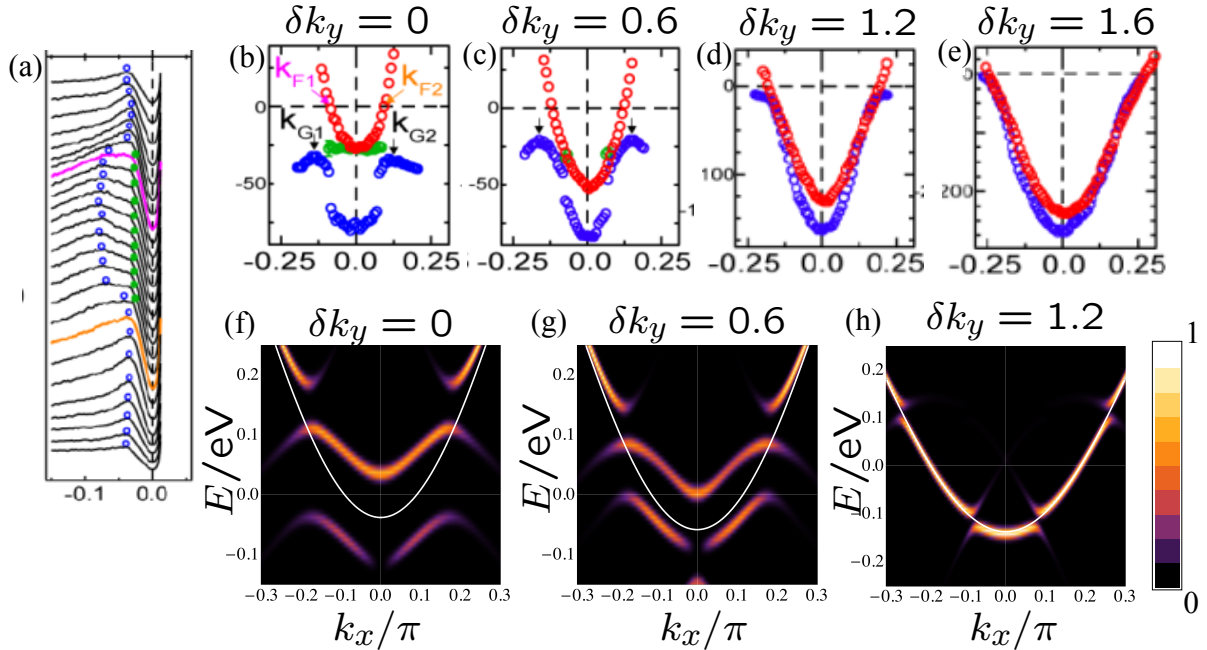


FIG. 3: ARPES spectra from ref.[7] at 10 K ( $< T_c$ ) for scans with approximately constant  $k_y = \pi - \delta k_y$  where  $\delta k_y \approx 0, 0.6, 1.2$  and  $1.6$ . Raw data for  $\delta k_y = 0$  is shown in (a). The Fermi arc begins near  $\delta k_y = 1.2$ . The Amperean pairing spectra are shown (f – h) for  $\delta k_y = 0, 0.6$  and  $1.2$  using  $\Delta_0 = 75$  meV and  $k_0 = 1$ . With these parameters the gap closes and the Fermi arc begins near  $\delta k_y = 0.6$ . In (f), we note that the minimum gap does not lie at  $k_F$  but at a larger wavevector. This feature has been noted by the experimentalists, who introduced the wavevector  $k_G$  in their figures (b) and (c). The green dots in (b) appear only below  $T_c$ , and the blue dots at the band bottom mark the peak of a very broad spectrum near 100 meV as seen in (a).

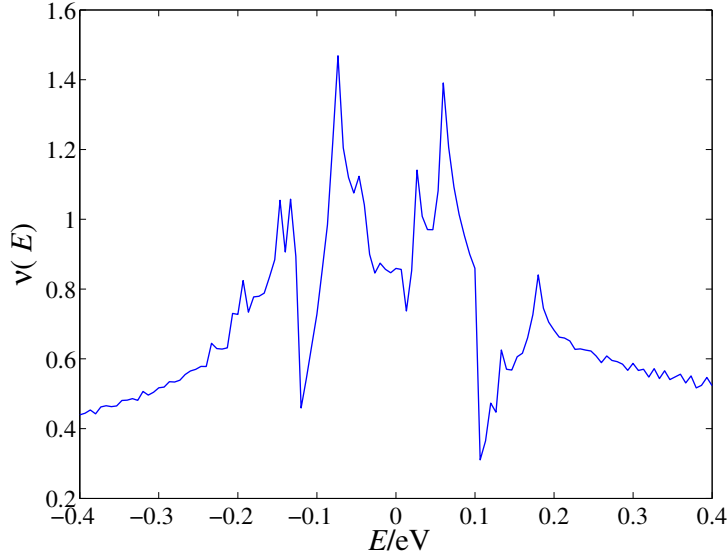


FIG. 4: Plot of the tunneling density of state  $\nu(E)$  for the same parameters as Fig.3.

features. While a gap is seen at the Fermi level for  $k_y$  near  $\pi$ , the gap maximum is not at the Fermi momentum  $k_F$  determined at high temperatures as expected for BCS pairing. Instead the band extends beyond  $k_F$  and shows a peak at  $k_G$  before losing spectral weight. This unusual feature is captured by the Amperean pairing model. As  $k_y$  increases this effectively pushes the Fermi level crossing somewhat beyond the  $k_F$  of the original band. This gives rise to a bending of the Fermi surface contour near the tip of the arc away from the high temperature Fermi surface, which is often seen in ARPES as well as STM data.[24] Finally, near the tip of the Fermi arc, the band dispersion is not particle-hole symmetric, but simply turns around and loses spectral weight. This feature has been emphasized by Yang *et al.*[25] in their data.

A second unusual feature of the data of ref. [7] is that near  $k_y = \pi$ , a broad spectral weight emerges around  $-100$  meV, far below the band bottom at  $-35$  meV. This feature persists to large  $k_y$  and gives rise to the unusual feature that the spectrum appears broader at low temperature than above  $T^*$ . In a conventional model it is very hard to see where this spectral weight comes from. In the Amperean pairing model, the band is connected to the crossing of the  $-\mathbf{k} \pm \mathbf{Q}$  hole bands located near  $100$  meV. (see supplementary section) We expect these highly excited quasiparticles to be strongly coupled and the scattering between them can give rise to a broad line shape, as seen in experiment. Physically these states should be interpreted as Andreev reflected hole states with momentum shifted by  $\pm \mathbf{Q}$  due to the Amperean pairing amplitude  $\Delta_{\pm \mathbf{Q}}$ .

We see from Fig 3f that the states at the saddle point ( $k_x = 0$ ) are pushed above the Fermi level. When we couple to a conventional uniform BCS order parameter, these states will be split and produce coherent peaks in the usual way. This is consistent with the feature in the data marked by the green dots.

In Fig.3 we have set the CDW coupling  $C_{2\mathbf{Q}} = 0$ . It turns out that including a finite  $C_{2\mathbf{Q}}$  has little effect on the spectrum near the Fermi energy and does not significantly increase the energy gap. This is because  $C_{2\mathbf{Q}}$  couple the original bands far above the Fermi energy. The observed pseudo gap is almost entirely due to Amperean pairing. In Fig.4 we show the tunneling density of

states

$$\nu(E) = \sum_{\mathbf{k}, \alpha} |\nu_\alpha|^2 \delta(E - E_\alpha), \quad (6)$$

It shows a pseudogap with some asymmetry. After lifetime broadening, it resembles STM tunneling data.

The density operator  $\rho_{2\mathbf{Q}} = \sum_{\sigma} f_{\mathbf{k}-2\mathbf{Q},\sigma}^\dagger f_{\mathbf{k},\sigma}$  has a nonzero average in mean field theory, i.e.  $\langle \rho_{2\mathbf{Q}} \rangle$  is an induced order parameter. Its physical interpretation in the case of spin liquid is a modulation of the singlet valence bond strength, i.e., an incommensurate valence bond solid.[14] For the superconductor this gives rise to a CDW with an amplitude proportional to the doping concentration  $p$ . Our theory predicts the CDW vector to be twice the vector spanning the Fermi surface at the anti-nodes. We have focused on  $(0, \pi)$  where the spanning vector is  $\mathbf{Q}_1 = (Q, 0)$ . Similar consideration near  $(\pi, 0)$  gives  $\mathbf{Q}_2 = (0, Q)$ . Since the two anti-nodal regions are far apart and relatively independent, we expect the pairing at the two nodes to be weakly coupled and co-exist. Thus our picture favors the bi-directional CDW (checkerboard) rather than uni-directional stripes, in agreement with the pattern seen by STM on Bi-2201.[6] In Fig.5 we compare the predicted CDW ordering vector  $2\mathbf{Q}$  with a collection of measurements on Bi-2201 and the agreement is satisfactory.

In materials with intrinsic anisotropy due to chains such as YBCO, it is found that the CDW scattering integrated intensity is stronger when  $\mathbf{Q}$  is parallel to the chains by about a factor of 2.5.[26, 27] This anisotropy is presumably responsible for the nematic behavior in transport measurements such as Nernst effect. [8] We believe that CDW with both  $\mathbf{Q}_1$  and  $\mathbf{Q}_2$  co-exist in a given region, but with different strength. As discussed below, this co-existence is needed to understand the quantum oscillation data.

By leaving segments of the Fermi surface ungapped, the Amperean paired state has a finite normal fluid density even at zero temperature and hence a smaller superfluid density  $\rho_s$  compared with the uniform state. Phase fluctuations and the nucleation of vortex anti-vortex pairs suppresses phase coherence and prevents true long range order until the conventional  $d$ -wave order takes over and gaps out the Fermi arc. The competition for the remaining Fermi surface leads to the reduction of Amperean pairing below  $T_c$ , as clearly seen in X-ray experiments. The smaller  $\rho_s$  also makes it natural for the Amperean paired state to form a large vortex core when the  $d$ -wave superconductor is subject to a magnetic field. This explains the observation of checkerboard patterns near the vortex core by STM some time ago.[28] At a relatively low field these cores overlap. In our picture the small critical field [11] marks the transition to the short range ordered Amperean pairing state. We follow Harrison and Sebastian [29] and use the  $2\mathbf{Q}_1$  and  $2\mathbf{Q}_2$  vectors to connect pieces of the Fermi arcs, giving rise to a small pocket which may be the origin of the quantum oscillations with electron-like carriers. The recent observation of quantum oscillation and CDW in the Hg1201 compound found a pocket area which is larger than that of YBCO while the CDW wave vector is shorter. [30] The trend supports this scenario.

Finally we discuss a possible explanation of the appearance of Kerr rotation below  $T^*$ . An important recent development is the realization that the Kerr effect is due to a gyrotropic effect which requires the breaking of reflection symmetry in all directions, as opposed to the breaking of time reversal symmetry as originally assumed.[31] Ref. [31] offers several examples when  $Q$  is commensurate. Here we present a phenomenological scenario applicable to the incommensurate case.

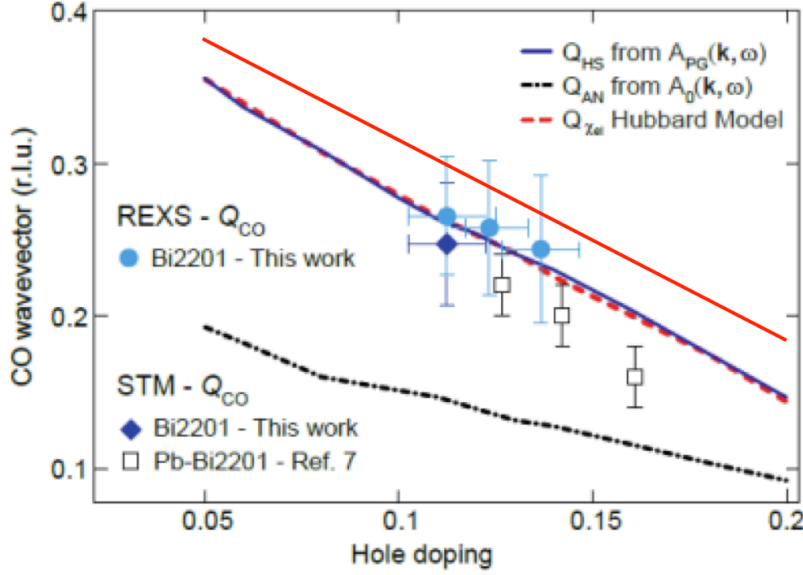


FIG. 5: A collection of data for the CDW wavevector  $\delta$  (in units of  $2\pi$ ) vs hole doping concentration on the Bi2201 system, taken from ref.[5]. The dashed dotted line marked  $Q_{AN}$  is the Fermi surface spanning vector at the anti-node which corresponds to  $Q$  in our notation. The solid red line is approximately  $2Q_{AN}$  which is the prediction of the Amperean pairing model.

Let us define the phases of the various order parameters as  $\Delta_{\pm Q_\alpha} = |\Delta_{\pm Q_\alpha}| \exp(i\theta_{\pm Q_\alpha})$ ,  $\rho_{2Q_\alpha} = |\rho_{2Q_\alpha}| \exp(i\phi_\alpha)$ ,  $\alpha = 1, 2$ . If  $|\Delta_{Q_\alpha}| = |\Delta_{-Q_\alpha}|$  the pairing is modulated in space as

$$\Delta(\mathbf{r}) = \sum_{\alpha} |\Delta_{Q_\alpha}| e^{i\tilde{\theta}_\alpha} \cos\left(\frac{1}{2}(\theta_{Q_\alpha} - \theta_{-Q_\alpha}) + \mathbf{Q}_\alpha \cdot \mathbf{r}\right) \quad (7)$$

where  $\tilde{\theta}_\alpha = \frac{1}{2}(\theta_{Q_\alpha} + \theta_{-Q_\alpha})$  plays the role of the overall pair phase while  $\theta'_\alpha = \frac{1}{2}(\theta_{Q_\alpha} - \theta_{-Q_\alpha})$  determines the location of the crests of the PDW. The term in the free energy

$$F = a \{ \rho_{2Q_1} \Delta_{Q_1}^* \Delta_{-Q_1} + \rho_{2Q_2} \Delta_{Q_2}^* \Delta_{-Q_2} + c.c. \} \\ + a' \{ \rho_{Q_1+Q_2} \Delta_{Q_1}^* \Delta_{Q_2} + c.c. \} \quad (8)$$

is the phenomenologic basis for generating the induced order  $\rho_{2Q_1}, \rho_{2Q_2}$  and  $\rho_{Q_1} + \rho_{Q_2}$ . [14],[17] The  $Q_1 + Q_2$  order has so far not been observed. Eq.(8) generates locking between the phases of the form  $\cos(\theta_{Q_\alpha} - \theta_{-Q_\alpha} - \phi_\alpha)$ . [17].  $\tilde{\theta}_\alpha$  and  $\theta'_\alpha$  appears to be independent, but there are subtleties associated with vortices formation. [17] Nevertheless it is possible so that phase fluctuations produced by conventional  $hc/2e$  vortices can destroy the  $\tilde{\theta}_\alpha$  correlation while leaving  $\theta'_\alpha$  intact. Thus it is possible that the induced CDW order has longer range than the superconducting order. For incommensurate  $Q$ ,  $\theta'_\alpha$  can be set to zero by choosing the origin of  $\mathbf{r}$  and the locking term becomes simply  $\cos \phi_\alpha$ . Physically  $\phi_\alpha$  describes the relative location of the crests of the PDW and CDW. When it is locked to 0 or  $\pi$ , reflection symmetry is preserved in the plane. A deviation of  $\phi$  from 0 or  $\pi$  can come from higher order terms in the free energy of the form  $b(\rho_{2Q_\alpha} \Delta_{Q_\alpha} \Delta_{-Q_\alpha}^*)^2 + c.c.$  etc., which gives a locking term  $b \cos 2\phi_\alpha$ . If  $a$  and  $b$  are opposite in sign and  $|b| > |a|/4$  the free energy has a minimum at  $\phi_\alpha = \pm \phi_0$  thereby breaking the reflection symmetry in the plane. To break reflection symmetry along  $z$  note that the stacking in the  $z$  direction can take on two distinct forms:  $(\phi_1, \phi_2) = [(\phi_0, \phi_0), (\phi_0, -\phi_0), (-\phi_0, -\phi_0), (-\phi_0, \phi_0)]$  or  $(\phi_0, \phi_0), (-\phi_0, \phi_0), (-\phi_0, -\phi_0), (\phi_0, -\phi_0)]$ ,



thereby introducing a sense of chirality. While we do not have a microscopic basis for the appearance of a finite  $\phi_0$ , this argument at least offers the possibility that Kerr rotation onset is associated with Amperean pairing and checkerboard CDW order.

Is there a way to directly detect the PDW? The pairing correlation function can be measured [32] by constructing a tunnel junction between an optimally doped cuprate superconductor and a material with a low  $T_c$ , such as Bi-2201 and operate at a temperature between the two  $T_c$ 's. The pair momentum is supplied by a parallel magnetic field, and the tunneling current vs magnetic field is predicted to have a peak which is shifted to a finite field  $B_p = \phi_0 \delta / (2ad)$  where  $d$  is the barrier thickness and  $\phi_0$  is the flux quantum. A pulsed field may be required to generate a sufficiently large field for this experiment.

In conclusion, recent experimental advances have put severe constraints on the nature of the pseudo gap state. The assumption of Amperean pairing gives a consistent account of all the unusual phenomena. It remains to be fully understood why long range order is not achieved below  $T^*$  and above a small " $H_{c2}$ ." Phase fluctuations are presumably at play but a detailed thermal and quantum description of the vortex liquid state will be highly desirable. It will help answer the question of whether increasing the interlayer Josephson tunneling can suppress vortex fluctuations and stabilize a long range ordered Amperean superconducting state at a relatively high temperature between  $T_c$  and  $T^*$ .

I thank N. Phuan Ong for emphasizing to me the pairing nature of the pseudo gap phase. I also thank T. Senthil for many discussions on the high  $T_c$  topic. I acknowledge support by NSF grant DMR-1104498.

- 
- [1] For a review of experimental data, see P.A. Lee, N. Nagaosa and X.G. Wen, Rev. Mod. Phys. **78**, 17 (2006).
  - [2] G. Ghiringhelli *et al.*, Science **337**, 821 (2012).
  - [3] J. Chang *et al.*, Nature Phys. **8**, 871 (2012).
  - [4] M. Le Tacon *et al.*, Nature Phys. **10**, 52 (2013).
  - [5] R. Comin *et al.*, cond-mat 1312.1343 (2013).
  - [6] W.D. Wise *et al.*, Nature Phys. **4**, 696 (2008).
  - [7] R.-H. He *et al.*, Science **331**, 1579 (2011).
  - [8] R. Daou *et al.*, Nature **463**, 519 (2010).
  - [9] P. Bourges and Y. Sidis, Comptes Rendus Physique **12**, 461 (2011).
  - [10] N. Dorron-Leyraud *et al.*, Nature **447**, 565 (2007).
  - [11] G. Grissonnanche *et al.*, cond-mat 1303.3856 (2013).
  - [12] Lu Li *et al.*, Phys. Rev. B **81**, 054510 (2010).
  - [13] A. Dubroka *et al.*, Phys. Rev. Lett. **106**, 047006 (2011).
  - [14] S.S. Lee, P.A. Lee and T. Senthil, Phys. Rev. Lett. **98**, 067006 (2007).
  - [15] T. Senthil and P.A. Lee, Phys. Rev. Lett. **103**, 076402 (2009).
  - [16] B.G. Kotliar and J. Liu, Phys. Rev. B **38**, 5142 (1988).
  - [17] Erez Berg, E. Fradkin, S.A. Kivelson and J.M. Tranquada, New Journal of Physics **11**, 115004 (2009), and references therein.
  - [18] P. Fulde and R.A. Ferrell, Phys. Rev. **135**, A550 (1960).
  - [19] A. Larkin and Y. Ovchinnikov, Zh. Eksp. Theor. Fiz. **47**, 1136 (1964); JETP **20**, 762 (1965).
  - [20] Q. Li, M. Hücker, G.D. Gu, A.M. Tsvelik and J.M. Tranquada, Phys. Rev. Lett. **99**, 067001 (2007).
  - [21] E. Berg *et al.*, Phys. Rev. Lett. **99**, 127003 (2007).
  - [22] A. Himeda, T. Kato and M. Ogata, Phys. Rev. Lett. **88**, 117001 (2002).

- [23] The absence of an energy gap is consistent with our argument that the spin susceptibility is not changed by Amperean pairing [C.P. Nave, S.-S. Lee and P.A. Lee, Phys. Rev. B **76**, 165104 (2007).] However, this argument is valid only in the limit of a small order parameter. Once a gap is formed with a sufficiently large  $\Delta_Q$ , we expect the spin susceptibility will be reduced.
- [24] Y. Kohsaka *et al.*, Nature **454**, 1072 (2008).
- [25] H.-B. Yang *et al.*, Phys. Rev. Lett. **107**, 047003 (2011).
- [26] E. Blackburn *et al.*, Phys. Rev. Lett. **110**, 137004 (2013).
- [27] S. Blanco-Canosa *et al.*, Phys. Rev. Lett. **110**, 187001 (2013).
- [28] J. Hoffman *et al.*, Science **295**, 446 (2002).
- [29] N. Harrison and S.E. Sebastian, Phys. Rev. Lett. **106**, 226402 (2011).
- [30] N. Barisic *et al.*, cond-mat 1310.1414 (2013).
- [31] P. Hosur *et al.*, cond-mat 1212.2274 (2012).
- [32] D.J. Scalapino, Phys. Rev. Lett. **24**, 1052 (1970).

### Supplementary Materials.

We show in figure S1 the dispersion and the spectral weight of the solution of the 5 band model defined by Eq.(5) for  $k_y=\pi$ . Note the common tangents of the bare bands which give rise to large gaps. At  $k_x=0$ , the bare hole bands cross at -100meV. One linear combination is decoupled from the electron band and the dispersion of the new band goes through this point, albeit with zero spectral weight because it is decoupled from the electron. This feature can also be seen in the 3 band spectrum shown in fig 2. The parameters used are the same as in fig. 3. The band parameters are taken from ref [7].

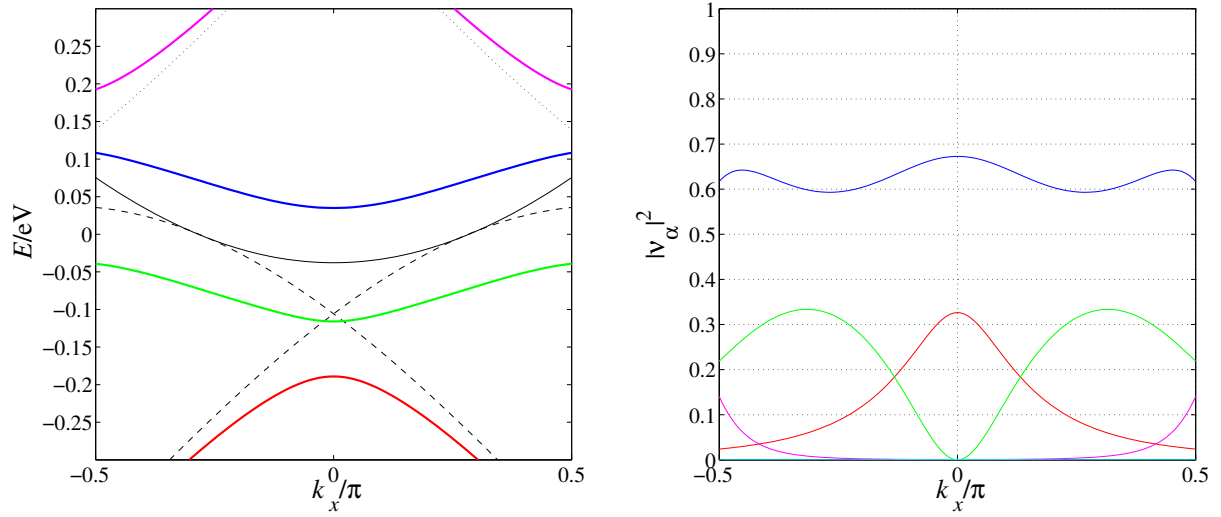


FIG. S1: