

# QoS-Aware User Association for Load Balancing in Heterogeneous Cellular Networks

Tianqing Zhou, Yongming Huang, *Member, IEEE* and Luxi Yang, *Member, IEEE*,

## Abstract

To solve the problem that coverage holes and low capacity in hot-spots of conventional cellular networks, the base stations (BSs) having lower transmit power are deployed to form heterogeneous cellular networks (HetNets). However, because of these introduced disparate power BSs, the user distributions among them show fairly unbalanced if an appropriate user association scheme hasn't be provided. For effectively tackling this problem, we jointly consider the load of each BS and user's achievable rate instead of only utilizing the latter when designing an association algorithm, formulating this problem as a network-wide weighted utility maximization problem. It is worthwhile to note that the load mentioned above relates to the number of required subbands (decided by actual rate requirements, i.e., QoS) but associated users considered by Ye, which can reflect user's actual load level. As for the proposed problem, we give a maximum probability (max-probability) algorithm by relaxing variables as well as low-complexity distributed algorithm with a near-optimal solution that provides a theoretical performance guarantee. Experimental results show that, compared with association strategy advocated by Ye, our strategy have speedier convergence rate, lower call blocking probability and higher load balancing level.

## Index Terms

Load balancing, user association, heterogeneous cellular networks, small cell, QoS-aware, distributed algorithm, dual decomposition.

## I. INTRODUCTION

To keep pace with explosive growth in data traffic demands driven by various wireless user equipments (especially media-hungry devices), network operators will have to take into account increasing the network capacity and reducing the cost/bit delivered by perhaps two orders of magnitude [1]. According to the Cisco visual networking index [2], global mobile data traffic grew 2.6-fold in 2010, and predicted it will increase by up to 26 times in the next five years. Obviously, the typical cautious schemes to increase network capacity can't respond magnificently to this challenge.

T. Zhou, Y. Huang and L. Yang are with the School of Information Science and Engineering, Southeast University, Nanjing 210096, China. They are also with the Key Laboratory of Underwater Acoustic Signal Processing of Ministry of Education, Southeast University (e-mail: zhoutian930@163.com, {huangym, lxyang}@seu.edu.cn).

Since original voice-oriented wireless services change into being data-oriented and more user equipments operate indoors, more link budget and coverage extension are needed to meet more user requirements [3]. To do this cost-effectively, the infrastructure deployment of cellular network is trending strongly towards having heterogeneous elements and away from conventional high-power base stations (BSs). These elements mainly include micro, pico, femto and relay BSs, which differ primarily in transmit power, physical size, backhaul, cost, ease-of-deployment and propagation characteristics [4]–[6]. As is well known, the rational deployment of low-power BSs would be beneficial to eliminate coverage holes in the conventional cellular network and improve capacity in hot-spots [7]. However, as the signal strength user received from different BSs is heavily dependent on transmit power of BSs, the coverage region of small BSs will be smaller than higher power BSs, if the maximum signal strength association strategies are only adopted, which means the user distributions among various BSs tend to be unbalanced. For making full use of new low-power infrastructures, a proper user association algorithm, actively pushes mobile users onto the small BSs which often have lighter load, should be considered, which will bring a higher rate by supplying mobile user with more physic resources. Clearly, a balanced user association scheme should be able to reduce the load of high-power infrastructures, providing more satisfactory services for its remaining users.

#### A. Related Work

Due to the heterogeneity of BSs in heterogeneous cellular networks (HetNets), the association scheme only refers to the received signal strength, e.g., maximum signal interference noise ratio (SINR), maximum achievable rate, best channel quality and nearest distance, may be no longer appropriate. When carrying out user association in HetNets, if these algorithms are adopted, there are very uneven loads distributed among various BSs even if mobile users are distributed uniformly in geography. That means cell association in HetNets, compared with conventional cellular networks, becomes more complex and can provide larger potential gains by utilizing load-aware associations.

As far as load is concerned, there are two types of definitions, i.e., considering the amount of resources consumed by each BS as load and adopting the number of users associated with each BS as load. Therefore, the existing work on user association for load balancing can be broadly classified into two groups:

- 1) Strategies based on the number of consumed resources, such as association control [8], distributed  $\alpha$ -optimal user association [9], cell range assignment using cell-specific offset [10], dynamic load balancing of integrated wireless networks [11], coordinated scheduling across a cluster of BSs [12], cell breathing [13], [14], etc;
- 2) Strategies based on the number of associated users, such as network-wide utility maximization with interference avoidance [15], aggregate utility of overall rate maximization [16] and biasing methods [17]–[20].

Clearly, the former takes user association according to users' practical requirements and can achieve genuine load balancing. However, the latter only regards number of associated users as load, which may result in high call blocking rates and unbalanced real user distributions among various BSs because of the insufficiency of resources. The proposed approach in this paper is based on the first case, where frequency band is seen as load.

In emerging wireless networks, since the disparate transmit powers and station capabilities, some load balancing techniques, which are well applied to conventional networks, may become exceedingly improper. As a hot topic

in HetNets, the user association for load balancing has so far been far from being full understood [21]. Recently, there have many efforts in the literature toward user distribution balancing. The so-called biasing method [17]–[20], which is most frequently utilized, adds an offset or bias to lower-power BS so that more users can be associated with the lower-power BS. This approach is simple and effective, but it is often inclined to adopting the number of associated users as load and provides very few ideal ways to obtain optimal offset or bias factor. Ye et al. [16] proposed a distributed user association algorithm to balance the load defined by the number of users among different BSs. As regards the first strategy, there are few studies for HetNets. Siomina et al. [10] put forward a heuristic load balancing algorithm which can be used for range optimization in HetNets, but it appears to occupy high computational overhead when the number of BSs involved in cellular system is large. Therefore, how to design a high effective association algorithm for HetNets is still an important open problem.

### *B. Contributions and Organization*

In this paper, we present a load-aware user association scheme with regarding frequency band as load under restriction of resources for downlink HetNets, which brings the following main contributions.

First, like most of solving processes, we convert original problem into convex optimization one by relaxing association indicator variables, and take maximal one of these values for each user, from the solutions of convex optimization problem, as an association probability.

Second, motivated by Ye’s work [16], we also introduce a Lagrange multiplier to relax coupled constraint involved in above convex optimization, and then obtain a distributed algorithm which can provide a near-optimal solution with a theoretical performance guarantee and be well applied to HetNets due to its feasibility, efficiency and low overhead.

Third, we compare the distributed algorithm with maximum probability (max-probability) association algorithm and Ye’s, thereby revealing the relationships among them.

The remainder of this paper is organized as follows. In section II, we present our system model. In section III, we formulate user association problem based on users and resources. In section IV, we give a max-probability and a distributed algorithm for solving the problem based on resources. In section V, we discuss our simulations in terms of the call blocking probability, load balancing level and convergence for two-tier HetNets. In section VI, we present further discussion and conclusions.

## II. SYSTEM MODEL

In conventional cellular networks, user often selects a BS which can provide maximum SINR to associate. Obviously, the association scheme indeed maximizes SINR coverage probability for the downlink system, and typically is the same with nearest neighbor association since a BS with strongest signal is also the closest one. Having almost the same coverage area for all BSs, this association strategy can be efficacious. However, it doesn’t work well for HetNets because the downlink coverage area of BSs with disparate transmit powers is vastly different.

Therefore, a key metric for performance, average long-term throughput, should be considered when we design a user association algorithm, which relates to user's achievable rate and actual load of BS.

In this paper, we consider a downlink cell association for HetNets. For subsequent work, we shall make the following assumption.

**Assumption:** Power is equally allocated to all the employed subbands for each BS.

Remark: with implementation simplicity and analytical tractability, this assumption has been widely used in downlink resource allocation problems [22], [23]. Moreover, several studies show that a near-optimal solution, in many cases especially in high SINR regime, can be obtained by equal power allocation [24], [25].

A downlink HetNets [26] consisting of BSs is illustrated in Fig.1, where macrocells form a regular cellular network, small cells and users are randomly distributed in each macrocell. Without loss of generality, we only refer to one kind of small cells (picocells) which own smaller coverage than macrocells.

We denote the set of BSs including macro BSs and pico BSs, and the set of users in the network by  $\mathcal{N}$  and  $\mathcal{K}$ , respectively. The received SINR at time slot  $t$  for user  $k \in \mathcal{K}$  from BS  $n \in \mathcal{N}$  on one subband including twelve carriers can be written as:

$$SINR_{nk}(t) = \frac{p_n g_{nk}(t)}{\sum_{j \in \mathcal{N} \setminus \{n\}} p_j g_{jk}(t) + \sigma^2} \quad (1)$$

where  $p_n g_{nk}(t)$  is the received signal strength of user  $k$  from BS  $n$  at time slot  $t$  with  $p_n$  and  $g_{nk}$  representing the nonnegative transmit power on one subband of BS  $n$  and channel gain between BS  $n$  and user  $k$ , respectively;  $\sigma^2$  denotes noise power of each subband.

For a given  $p_n$ , we can obtain the instantaneous achievable rate [in Kbps] at time slot  $t$  for user  $k$  from BS  $n$  according to the following formula:

$$r_{nk}(t) = W \log 2 (1 + SINR_{nk}(t)) \quad (2)$$

where  $W$  denotes the width of subband (180KHz).

For subsequent study, we should introduce the following theorem from Son's [15] and Kushner's work [27], where its proof is omitted since they have provided detailed explanations.

**Theorem 1:** Under some assumptions, if the proportional fair algorithm is adopted as an intra-cell scheduler, the average long-term throughput of user  $k$  as  $t \rightarrow \infty$  can be written as follows:

$$T_k = \sum_{n \in \mathcal{N}} x_{nk} \frac{J(y_n) \bar{r}_{nk}}{y_n} \quad (3)$$

where  $x_{nk}$  denotes the association indicator, i.e.,  $x_{nk} = 1$  when user  $k$  is associated with BS  $n$ , 0 otherwise;  $y_n = \sum_{k \in \mathcal{K}} x_{nk}$  represents the number of users associated with BS  $n$ ;  $J(y_n) = \sum_{k=1}^{y_n} \frac{1}{k}$  represents a multi-user diversity gain only decided by the number of users competing for the same resource;  $\bar{r}_{nk}$  is the expectation of  $r_{nk}$ , i.e., a long-term average about instantaneous achievable data rate of user  $k$  on BS  $n$ .

### III. PROBLEM FORMULATION

In this paper, we focus on an optimization problem of cell association, maximizing the network-wide utility. Before formulating an optimization problem, we need to give a following definition:

**Definition 1:** If user  $k$  is associated with BS  $n$ , whose average long-term throughput from BS  $n$  is

$$c_{nk} = \frac{J(y_n) f(\bar{r}_{nk})}{y_n} \quad (4)$$

where the function  $f$  refers to linear operations of average long-term throughput to meet the requirements of subsequent algorithms, e.g., adding a small enough value to avoid the case  $\log(\bar{r}_{nk}) = -\inf$ , which is shared by all average long-term throughputs.

#### A. Optimization Problem based on Users

Now we formulate an optimization problem that association indicators can be found by maximizing the network-wide aggregate utility function:

$$\begin{aligned} \max_{\mathbf{x}} \quad & \sum_{n \in \mathcal{N}} \sum_{k \in \mathcal{K}} x_{nk} U_{nk}(c_{nk}) \\ \text{s.t.} \quad & \sum_{k \in \mathcal{K}} x_{nk} = y_n, \quad \forall n \in \mathcal{N} \\ & \sum_{n \in \mathcal{N}} x_{nk} = 1, \quad \forall k \in \mathcal{K} \\ & x_{nk} \in \{0, 1\}, \quad \forall n \in \mathcal{N}, \forall k \in \mathcal{K} \end{aligned} \quad (5)$$

where  $\mathbf{x} = \{x_{nk}, n \in \mathcal{N}, k \in \mathcal{K}\}$  is an indicator vector;  $y_n$  is the number of users associated with BS  $n$ , i.e., load;  $U_{nk}(\cdot)$  is a received utility function of user  $k$  from BS  $n$ , which is monotonically increasing, strictly concave, and continuously differentiable; the second constraint  $\sum_{n \in \mathcal{N}} x_{nk} = 1$  shows that each user can be associated with only BS. In this paper, we uniformly adopt a logarithmic function as the utility function mentioned above.

Obviously, the above optimization problem is a familiar 0-1 knapsack and NP-hard problem. In general, achieving its optimal solution is very difficult in reality, especially for the large number of users involved in the network.

We relax association variables and introduce a logarithmic utility function, thus the problem (5) can be rewritten as follows:

$$\begin{aligned} \max_{\mathbf{x}, \mathbf{y}} \quad & \sum_{n \in \mathcal{N}} \sum_{k \in \mathcal{K}} x_{nk} \{\log(J(y_n)) + \log(\bar{r}_{nk}) - \log(y_n)\} \\ \text{s.t.} \quad & \sum_{k \in \mathcal{K}} x_{nk} = y_n, \quad \forall n \in \mathcal{N} \\ & \sum_{n \in \mathcal{N}} x_{nk} = 1, \quad \forall k \in \mathcal{K} \\ & 0 \leq x_{nk} \leq 1, \quad \forall n \in \mathcal{N}, \forall k \in \mathcal{K} \end{aligned} \quad (6)$$

where  $\mathbf{y} = \{y_n, n \in \mathcal{N}\}$  is a load vector

Considering the high complexity of above objective function and the practical requirement of implement simplicity, we have to relax objective function to design proper schemes. By the fact  $0 \leq \log(J(y_n)) \leq \log(y_n)$ , we can obtain a maximum rate association problem when  $\log(J(y_n)) = \log(y_n)$  and the following optimization problem

when  $\log(J(y_n)) = 0$ .

$$\begin{aligned}
& \max_{\mathbf{x}, \mathbf{y}} \sum_{n \in \mathcal{N}} \sum_{k \in \mathcal{K}} x_{nk} \{\log(R_{nk}) - \log(y_n)\} \\
& \text{s.t.} \sum_{k \in \mathcal{K}} x_{nk} = y_n, \quad \forall n \in \mathcal{N} \\
& \quad \sum_{n \in \mathcal{N}} x_{nk} = 1, \quad \forall k \in \mathcal{K} \\
& \quad 0 \leq x_{nk} \leq 1, \quad \forall n \in \mathcal{N}, \forall k \in \mathcal{K}
\end{aligned} \tag{7}$$

where  $R_{nk} = f(\bar{r}_{nk})$ . Note that the problem (7) is in accord with the optimization problem proposed by Ye [16] and convex.

### B. Optimization Problem based on Resources

Optimization problem mentioned above defines the number of associated users as load of each BS, which may results in high call blocking probability and low load balancing level. Therefore, it is necessary to design a kind of practical scheme through using the number of consumed resources as load. Motivated by problem (7), we will advocate another more effective strategy instead of it.

Before formulating the optimization problem, we need to calculate the number of consumed resources for each BS according to practical rate requirement of each user, which is given by

$$s_{nk} = \frac{d_k}{R_{nk}} \tag{8}$$

where  $d_k$  is the practical rate of user  $k$ ;  $s_{nk}$  represents the number of required resources.

After calculating the number of required resources, we can give the following definition:

**Definition 2:** If user  $k$  is associated with BS  $n$ , whose load efficiency is

$$e_{nk} = \frac{R_{nk}}{\sum_{j \in \mathcal{K}} x_{nj} s_{nj}} \tag{9}$$

Now we design a user association scheme by jointly considering achievable rate and practical consumed resources. Therefore we formulate an optimization problem that association indicators can be found by maximizing the network-wide aggregate weighted utility function:

$$\begin{aligned}
& \max_{\mathbf{x}} \sum_{n \in \mathcal{N}} \sum_{k \in \mathcal{K}} x_{nk} s_{nk} U_{nk}(e_{nk}) \\
& \text{s.t.} \sum_{k \in \mathcal{K}} x_{nk} s_{nk} \leq M, \quad \forall n \in \mathcal{N} \\
& \quad \sum_{n \in \mathcal{N}} x_{nk} = 1, \quad \forall k \in \mathcal{K} \\
& \quad x_{nk} \in \{0, 1\}, \quad \forall n \in \mathcal{N}, \forall k \in \mathcal{K}
\end{aligned} \tag{10}$$

where  $\sum_{k \in \mathcal{K}} x_{nk} s_{nk}$  is the number of consumed resources on BS  $n$ , i.e., load, which is less than amount of total available resources  $M$  (100 subbands). Note that the above objective function can be superficially seen as maximizing network-wide weighted load efficiency, where the weight is corresponding amount of consumed resources.

By relaxing association variables and introduce a logarithmic utility function, problem (10) can be converted into the following convex optimization problem.

$$\begin{aligned}
& \max_{\mathbf{x}} \sum_{n \in \mathcal{N}} \sum_{k \in \mathcal{K}} x_{nk} s_{nk} \left\{ \log(R_{nk}) - \log \left( \sum_{j \in \mathcal{K}} x_{nj} s_{nj} \right) \right\} \\
& \text{s.t.} \quad \sum_{k \in \mathcal{K}} x_{nk} s_{nk} \leq M, \quad \forall n \in \mathcal{N} \\
& \quad \sum_{n \in \mathcal{N}} x_{nk} = 1, \quad \forall k \in \mathcal{K} \\
& \quad 0 \leq x_{nk} \leq 1, \quad \forall n \in \mathcal{N}, \forall k \in \mathcal{K}
\end{aligned} \tag{11}$$

Considering high complexity of the problem (11), we introduce another variable  $y_n, \forall n \in \mathcal{N}$  to change it into a simple joint optimization problem.

$$\begin{aligned}
& \max_{\mathbf{x}, \mathbf{y}} \sum_{n \in \mathcal{N}} \sum_{k \in \mathcal{K}} x_{nk} s_{nk} \{ \log(R_{nk}) - \log(y_n) \} \\
& \text{s.t.} \quad \sum_{n \in \mathcal{N}} x_{nk} = 1, \quad \forall k \in \mathcal{K} \\
& \quad \sum_{k \in \mathcal{K}} x_{nk} s_{nk} = y_n, \quad \forall n \in \mathcal{N} \\
& \quad y_n \leq M, \quad \forall n \in \mathcal{N} \\
& \quad 0 \leq x_{nk} \leq 1, \quad \forall n \in \mathcal{N}, \forall k \in \mathcal{K}
\end{aligned} \tag{12}$$

where  $\mathbf{y} = \{y_n, n \in \mathcal{N}\}$  represents the number of consumed resources on BS  $n$ , i.e. load.

#### IV. ASSOCIATION ALGORITHM

In this section, we give two types of algorithms to solve problem (12), including centralized algorithm by relaxing and distributed algorithm by decoupling.

##### A. Max-Probability Association

Before giving max-probability association algorithm, we need to make the following definition.

**Definition 3:** If  $x_{nk}$  is relaxed from the integer domain to region  $[0, 1]$ , the relaxed value is the probability that user  $k$  is associated with BS  $n$ , i.e., association probability.

By relaxing association indicator variables, a combinatorial problem is converted into convex optimization problem. As a max-probability association algorithm, user is only associated with BS with maximal association probability value from solutions of the convex optimization problem, which can provide a pseudo-optimal solution that approaches a global optimal solution located at the boundary of the feasible region [28].

For the optimal solution of problem (12), the corresponding Lagrange function can be expressed as

$$\begin{aligned}
L(\mathbf{x}, \mathbf{y}, \gamma, \lambda, \mu, \nu) = & \sum_{n \in \mathcal{N}} \sum_{k \in \mathcal{K}} x_{nk} s_{nk} (\log(R_{nk}) - \log(y_n)) + \sum_{k \in \mathcal{K}} \gamma_k (1 - \sum_{n \in \mathcal{N}} x_{nk}) + \sum_{n \in \mathcal{N}} \mu_n (M - y_n) \\
& + \sum_{n \in \mathcal{N}} \lambda_n (y_n - \sum_{k \in \mathcal{K}} x_{nk} s_{nk}) + \sum_{n \in \mathcal{N}} \sum_{k \in \mathcal{K}} \nu_{nk} (1 - x_{nk})
\end{aligned} \tag{13}$$

where  $\gamma = \{\gamma_k, k \in \mathcal{K}\}$ ,  $\lambda = \{\lambda_n, n \in \mathcal{N}\}$ ,  $\mu = \{\mu_n, n \in \mathcal{N}\}$  and  $\nu = \{\nu_{nk}, n \in \mathcal{N}, k \in \mathcal{K}\}$  are the Lagrange multiplier vectors. The objective function of the dual problem can be defined as

$$LD(\gamma, \lambda, \mu, \nu) = \max_{\mathbf{x} \geq 0, \mathbf{y} > 0} L(\mathbf{x}, \mathbf{y}, \gamma, \lambda, \mu, \nu) \quad (14)$$

and a dual problem of the primal problem defined in (12) is

$$\min_{\gamma, \lambda, \mu \geq 0, \nu \geq 0} LD(\gamma, \lambda, \mu, \nu) \quad (15)$$

Since the primal problem (12) is a convex optimization problem, there is a strong duality [29], which can result in being equal between the primal and dual problem. Therefore, it is feasible to solve (12) by using dual problem (15). The problem refers to (14) can be further simplified to

$$\begin{aligned} & LD(\gamma, \lambda, \mu, \nu) \\ &= \sum_{n \in \mathcal{N}} \max_{\mathbf{x} \geq 0, \mathbf{y} > 0} \left\{ \sum_{k \in \mathcal{K}} x_{nk} s_{nk} (\log(R_{nk}) - \log(y_n)) + (\lambda_n - \mu_n) y_n - \sum_{k \in \mathcal{K}} (\gamma_k + \lambda_n s_{nk} + \nu_{nk}) x_{nk} \right\} \end{aligned} \quad (16)$$

Consequently, each BS can separately solve its own utility maximization problem, which is expressed as

$$\begin{aligned} & F(x_{nk}, y_n) \\ &= \max_{\mathbf{x} \geq 0, \mathbf{y} > 0} \left\{ \sum_{k \in \mathcal{K}} x_{nk} s_{nk} (\log(R_{nk}) - \log(y_n)) + (\lambda_n - \mu_n) y_n - \sum_{k \in \mathcal{K}} (\gamma_k + \lambda_n s_{nk} + \nu_{nk}) x_{nk} \right\} \end{aligned} \quad (17)$$

Given the values of these Lagrange multipliers, association indicator and the load of BS can be obtained by applying Karush-Kuhn-Tucker (KKT) conditions on (17) [30], and we have

$$x_{nk} = \left[ \frac{(\lambda_n - \mu_n) y_n}{s_{nk}} \right]^+ \quad (18)$$

$$y_n = \exp \left( \log(R_{nk}) - \frac{\gamma_k + \lambda_n s_{nk} + \nu_{nk}}{s_{nk}} \right) \quad (19)$$

where  $\exp(z)$  is an exponential function of the  $z$  and the notion  $[z]^+$  represents a projection on the positive orthant, which is used to account for the case that  $z \geq 0$ . The optimum values of the above Lagrange multipliers which provide the optimum load distribution achieved by solving the dual problem (15). Since the dual function is differentiable, the Lagrange multipliers  $\gamma_k$ ,  $\lambda_n$ ,  $\mu_n$  and  $\nu_{nk}$  can be computed with a gradient descent, given by

$$\gamma_k^{t+1} = \gamma_k^t - \xi_1 \left( 1 - \sum_{n \in \mathcal{N}} x_{nk}^{t+1} \right) \quad (20)$$

$$\lambda_n^{t+1} = \lambda_n^t - \xi_2 \left( y_n^{t+1} - \sum_{k \in \mathcal{K}} s_{nk} x_{nk}^{t+1} \right) \quad (21)$$

$$\mu_n^{t+1} = [\mu_n^t - \xi_3 (M - y_n^{t+1})]^+ \quad (22)$$

$$\nu_{nk}^{t+1} = [\nu_{nk}^t - \xi_4 (1 - x_{nk}^{t+1})]^+ \quad (23)$$

where  $\xi_1$ ,  $\xi_2$ ,  $\xi_3$  and  $\xi_4$  are sufficiently small fixed step size for updating  $\gamma_k$ ,  $\lambda_n$ ,  $\mu_n$  and  $\nu_{nk}$ , respectively. There is a convergence guarantee for the optimum solution since the gradient on problem (15) satisfies the Lipchitz continuity condition [30]. As a result, the  $x_{nk}$  in problem (18) can achieve an optimum solution with convergence guarantee.

As shown in algorithm 1, after getting the optimum association probability values, each user selects a BS with maximal association probability value  $x_{nk}$ . If we associate users to BSs by using all optimum association probability



values instead of only selecting the maximal value, a fractional user association algorithm will be found, which shows that each user can be associated with many BSs. In reality, the fractional user association scheme is often inadvisable because of its high implementation complexity.

---

**Algorithm 1** Max-probability Association
 

---

- 1: Initialize stepsize  $\xi$  and estimate  $R_{nk}, \forall n \in \mathcal{N}, \forall k \in \mathcal{K}$
  - 2: **if**  $t = 0$  **then**
  - 3:   Initialize association probability  $x_{nk}^0$  and Lagrange multipliers including  $\gamma_k^0, \lambda_n^0, \mu_n^0$  and  $\nu_{nk}^0$ .
  - 4: **else**
  - 5:   Calculate  $y_n^{t+1}$  and  $x_{nk}^{t+1}$ , by applying KKT conditions, via (18)-(19).
  - 6:   **if** iteration reaches the convergence precision (condition) of  $x_{nk}$  or the maximum iteration number **then**
  - 7:     Set maximal value of optimal association probability ( $x_{nk}^{t+1}$ ) of each BS( $n$ ) to 1, and transmit it to the corresponding BS( $n$ ).
  - 8:   **else**
  - 9:     Update Lagrange multipliers via (20)-(23) utilizing information  $x_{nk}$  and  $y_n$ .
  - 10:    $t \leftarrow t + 1$
  - 11: **end if**
  - 12: **end if**
- 

In order to directly solve above the convex optimization problem (12), global network information should be provided, which needs a centralized controller to carry out user association and coordination. Considering this case, we give a distributed association algorithm without coordination in the subsequent section.

### B. Distributed Association

Since the centralized functionality, which is used to solve convex optimization problem, towards high computational complexity and low reliability, a distributed algorithm with low overhead and complexity is desirable.

In this section, we utilize the Lagrange dual decomposition method [31] to develop a distributed algorithm, which is in accord with Ye's [16]. Instead of directly solving the original convex optimization problem (12), users and BSs can separately solve two sub-problems which the dual problem is decoupled into.

The primal problem (12) can be rewritten in an equivalent form as follows:

$$\begin{aligned}
 & \max_{\mathbf{x}, \mathbf{y}} \sum_{n \in \mathcal{N}} \sum_{k \in \mathcal{K}} x_{nk} s_{nk} \log(R_{nk}) - \sum_{n \in \mathcal{N}} y_n \log(y_n) \\
 & \text{s.t.} \quad \sum_{n \in \mathcal{N}} x_{nk} = 1, \quad \forall k \in \mathcal{K} \\
 & \quad \sum_{k \in \mathcal{K}} x_{nk} s_{nk} = y_n, \quad \forall n \in \mathcal{N} \\
 & \quad y_n \leq M, \quad \forall n \in \mathcal{N} \\
 & \quad 0 \leq x_{nk} \leq 1, y_n > 0, \quad \forall n \in \mathcal{N}, \forall k \in \mathcal{K}
 \end{aligned} \tag{24}$$

Obviously, there is no coupling constraint but the  $\sum_{k \in \mathcal{K}} x_{nk} = y_n$  in problem (24), which motivates us to further convert the above problem through introducing a Lagrange multiplier  $\mu$  to relax this coupled constraint. Then the dual problem can be expressed as

$$\mathbf{G} : \min_{\mu} G(\mu) = H(\mu) + I(\mu) \quad (25)$$

where

$$H(\mu) = \begin{cases} \max_{\mathbf{x}} \sum_{n \in \mathcal{N}} \sum_{k \in \mathcal{K}} x_{nk} s_{nk} \{\log(R_{nk}) - \mu_n\} \\ \text{s.t.} \sum_{n \in \mathcal{N}} x_{nk} = 1, \quad \forall k \in \mathcal{K} \\ x_{nk} \in \{0, 1\}, \quad \forall n \in \mathcal{N}, \forall k \in \mathcal{K} \end{cases} \quad (26)$$

$$I(\mu) = \max_{y_n \leq M} \sum_{n \in \mathcal{N}} y_n \{\mu_n - \log(y_n)\} \quad (27)$$

There is a strong duality when the above two sub-problems (inner problems) have the same optimal solution. Being a sufficient condition for holding strong duality in a convex optimization problem, Slater condition reduces to feasibility when it only includes linear equalities and inequalities [30]. Evidently, the primal problem (24) meets the qualification due to its constraints with equalities and inequalities are all linear. Thus the problem can be equivalently converted into a dual problem (25) and then solved. Denoting  $x_{nk}(\mu)$  and  $y_n(\mu)$  as the maximizers for sub-problem (26) and (27), respectively. A dual optimal  $\mu^*$ , resulting in the primal optimal values  $x_{nk}(\mu^*)$  and  $y_n(\mu^*)$ , can be obtained. Therefore, for a given the dual optimal  $\mu^*$ , we can easily find the primal optimal solution by solving separately its two sub-problems without any coordination among the users and BSs.

Now we solve the outer problem (25) using a gradient projection method [32], where Lagrange multiplier  $\mu$  is updated in the direction of the negative gradient, i.e.,  $-\nabla G(\mu)$ . Evaluating the gradient of dual objective function refers to solve the minimization problem (25), which has been equivalently converted into two sub-problems that can be dealt in a distributed manner.

According to the direct observation, the problem (26) can be further simplified to

$$\max_n \{s_{nk} (\log(R_{nk}) - \mu_n)\} \quad (28)$$

which means each user chooses one BS to maximize the utility  $s_{nk} (\log(R_{nk}) - \mu_n)$ . It is indeed an algorithm at user's side, which is illustrated as algorithm 2.

For the problem (27), the optimum load  $y_n$  can be calculated for each BS by applying KKT condition, we have

$$y_n = \min \{e^{\mu_n - 1}, M\} \quad (29)$$

After getting the optimum load  $y_n$  at time slot  $t$ , the Lagrange multiplier  $\mu_n$  can be updated by each BS with

$$\mu_n^{t+1} = \mu_n^t - \xi \left( y_n^t - \sum_{k \in \mathcal{K}} s_{nk} x_{nk}^t \right) \quad (30)$$

where  $\xi$  are sufficiently small fixed step size for updating  $\mu_n$ . The detailed procedure refers to calculating optimum load  $y_n$  and updating Lagrange multiplier  $\mu_n$ , which is provided in the algorithm 3.

---

**Algorithm 2** at User Terminal  $k$ 


---

- 1: **if**  $t = 0$  **then**
- 2:   Estimate  $R_{nk}, \forall n \in \mathcal{N}$  using pilot signals from all BSs.
- 3: **else**
- 4:   User  $k$  receives  $\mu_n^t, \forall n \in \mathcal{N}$  broadcasted by all BSs and associates with BS  $n^*$  which satisfies the following formula:

$$n^* = \arg \max_n \{s_{nk} (\log(R_{nk}) - \mu_n^t)\}$$

If there are many optimum associations at the same time, user can choose any one of them.

- 5:   Feedback association information  $x_{n^*k} = 1$  to BS  $n^*$ .
  - 6: **end if**
- 

---

**Algorithm 3** at Base Station  $n$ 


---

- 1: **if**  $t = 0$  **then**
- 2:   Initialize stepsize  $\xi$  and  $\mu_n^t$ .
- 3: **else**
- 4:   Receive association information  $x_{nk}^t = 1, \forall k \in \mathcal{K}$  and calculate  $y_n^t$  by applying KKT condition on problem (27).

$$y_n^t = \min \{ \exp(\mu_n^t - 1), M \}$$

- 5:   Update Lagrange multiplier  $\mu_n^{t+1}$  using association information.

$$\mu_n^{t+1} = \mu_n^t - \xi \left( y_n^t - \sum_{k \in \mathcal{K}} s_{nk} x_{nk}^t \right)$$

- 6:   Broadcast the new  $\mu_n^{t+1}$  value to all users.
  - 7: **end if**
- 

Through further observation, we find the factors of formula (30) have some interesting meanings. The  $\mu$  can be regarded as a message between users and BSs, and interpreted as the service cost of BSs decided by the load distribution. It tradeoffs the supply and demand when  $\sum_{k \in \mathcal{K}} s_{nk} x_{nk}$  is deemed the serving demand for BS  $n$  and  $y_n$  is considered as service the BS  $n$  can provide. In fact, the formula (30) meets the law of supply and demand, which shows that the service cost will go up if the demand  $\sum_{k \in \mathcal{K}} s_{nk} x_{nk}$  for BS  $n$  exceeds the supply  $y_n$  and vice versa. Therefore, when BS  $n$  is over-loaded, it will increase its service price and result in fewer users are associated with, while other under-loaded ones will decrease the service price to attract more users.

It is very easy to find that adjusting  $\mu$  with formula (30) is made completely distributed among BSs and only relies on local information. For each iteration, the distributed method shows algorithms at user's and BS's side

have computation complexity of  $\mathcal{O}(N)$  and  $\mathcal{O}(K)$ , respectively. Compared with the distributed algorithm, the centralized algorithm appears to be more complicated, having computation complexity of  $\mathcal{O}(NK)$  for each iteration. With regard to the exchanged information involved in each iteration, each BS broadcasts its service cost  $\mu$  which contains relatively little information, and each user reports its service request to only one BS which it expects to connect to. At each iteration, the distributed algorithm owns the amount of exchanged information of  $K + N$ , while the amount in centralized method is proportional to  $K \times N$ . Moreover, due to high convergence speed of the distributed algorithm, the iteration number is small. Consequently the distributed algorithm may be more practicable for some cases, especially for large scale problems, even if there exists more exchanged information. It is effective as long as the distributed algorithm can converge to a near-optimal solution in a given association period. After iteratively carrying out the algorithms at user's and BS's side, the distributed method can finally provide a near-optimal solution, which will be proved in the following theorem.

**Theorem 2:** *If  $G^* > -\infty$  where  $G^*$  denotes the optimal value of problem (25), then*

$$\inf_t G(\mu^t) \leq G^* + \varphi \quad (31)$$

*Proof:* The derivative of function is calculated by

$$\frac{\partial G}{\partial \mu_n}(\mu) = y_n(\mu) - \sum_{k \in \mathcal{K}} s_{nk} x_{nk}(\mu) \quad (32)$$

Obviously, the function  $\partial G$  is bounded because  $y_n$  and  $\sum_{k \in \mathcal{K}} s_{nk} x_{nk}$  are bounded, where  $y_n \leq M$ . Therefore, our problem meets the necessary conditions of proposition 6.3.6 in [31], and the theorem can be proved by applying this proposition.

## V. PERFORMANCE EVALUATION

### A. Simulation Setup

Without loss of generality, we only consider a two-tier HetNet with transmit power  $\{P_1, P_2\} = \{46, 20\}$  dBm, which includes macro and pico BSs. The location of macro BSs, the distance between two neighboring BSs is set 500m, is modeled to be fixed and forms conventional cellular structure, while pico BSs are uniformly and independently distributed in macrocells. The users are scattered into macrocells in the same way as pico BSs. In modeling the propagation environment, we adopt the following general path loss model [33]

$$PL(d) = 20 \log \left( \frac{4\pi d}{\lambda} \right) + 10n \log \left( \frac{d}{d_0} \right) \quad (33)$$

where  $d$  is the distance (m) between the transmitter and receiver;  $\lambda$  denotes the wavelength of radiation (m);  $d_0$  represents a reference distance at which or closer to the path loss inherits the characteristics of free-space loss in equation (1.2) [33], which equals 50 m and 1m for macro and pico system, respectively;  $n$  is the path loss exponent and respectively set to be 3 and 3.5 for macrocell and picocell.

As for another large-scale fading, i.e., shadowing, we assume lognormal shadowing with standard deviation 8dB and 10dB for macro and pico BSs respectively. Meanwhile, we consider that there are noise power of 174dBm/Hz, system bandwidth of 20MHz and carrier frequency of 2GHz.

In the following simulation sections, we will compare methods based on users and resources in two cases including users having different practical rates and users having identical practical rates. Note that, when adopting an association scheme without regarding the restriction of resources, there may be more associated users than actual served users and some associated users who can't be served by corresponding BS. To well explain the phenomenon by numerical simulation, we investigate the performance which concerns call blocking probability and load balancing index obtained by adopting above two kinds of association algorithms. For this purpose, we assume that each BS selects served users from its associated user queue based on maximal practical rate first (MPRF) that some users are selected in descending practical rate and maximal achievable rate first (MARF) that some users are selected in descending achievable rate under the restriction of resources. In fact, whatever scheduling strategy is adopted, QoS-aware algorithms (based on resources) are often superior to ones (based on users) without concerning QoS requirements in terms of call blocking probability and load balancing index. There are some reasons for this. First, the former associates user with BS according to user's rate requirement under the actual restriction of resources, while the latter doesn't consider any practical condition. Secondly, each BS selects served users under this restriction. In other words, the algorithms based on users achieve an illusive balance.

### B. Call Blocking Probability

The call blocking probability mentioned in this paper can be expressed as

$$Pr = 1 - \frac{u}{|\mathcal{K}|} \quad (34)$$

where  $u$  denotes the number of scheduled users from associated user queue;  $|\mathcal{K}|$  represents total number of users scattered in HetNets.

In the method based on users, the call blocking probability arises from the shortage of resources for some BSs, which means that some associated users may not communicate with corresponding BS. However, in the method based on resources, some users can't be associated with some BS due to the insufficient resources of BSs, which results in another kind of call blocking probability. Compared with these two methods, we can easily find that their common ground lies in the cause of call blocking probability and difference comes from blocked users.

Fig.2 shows that four kinds of algorithms have almost the same performance when there are users having identical rate requirements (1 Mbps). It is apparent that two types of distributed association algorithms are actually equivalent since users having same actual rate need equal amount of resources. Meanwhile, since most users' achievable rates often tend to be far smaller than the above actual rates, more resources should be supplied for supporting their practical operations. However, amount of resources of each BS is limited, which results in very few users can be served and thereby almost the same call blocking rate between maximal achievable rate association (max-rate) and distributed association. Note that, the call blocking probability of MARF is distinctly less than MPRF, which increases with increasing number of users scattered in each macrocell because of the restriction of resources. Since few achievable rates may be far bigger than actual rate when users are very close to high-power BSs, some users having higher achievable rate, who require fewer resources for meeting actual rate requirements, may be associated.

Moreover, we also find that the cellular system accepts very few users due to high actual rate requirements and most low achievable rates. Therefore, more users having higher achievable rate (less resource requirement) are admitted, when we select users as customers by MAPF but MPRF under the constraint of resources, which means lower call blocking probability.

Fig.3 plots the call blocking probability for users having distinct rate requirements (random value in range (0, 2] Mbps). In low density of users deployed in each macrocell, the algorithms based resources (including QoS-aware distributed algorithm and max-probability algorithm) are vastly superior to the one relied on users, whose superiority are becoming smaller with increasing density of users. As illustrated in Fig.3, the max-rate association owns worst performance in all algorithms, and the result of max-probability is slightly inferior to QoS-aware distributed algorithm.

### C. Load Balancing Index

To measure the status of load balancing of system, we bring the following Jains fairness index

$$\eta = \frac{\left( \sum_{n \in \mathcal{N}} \rho_n \right)^2}{|\mathcal{N}| \sum_{n \in \mathcal{N}} \rho_n^2} \quad (35)$$

where  $\sum_{k \in \mathcal{K}} x_{nk} s_{nk} = \rho_n$  represents amount of consumed resources;  $|\mathcal{N}|$  is the number of given cells in the network. A larger  $\eta$ , which takes value in the interval  $\left[ \frac{1}{|\mathcal{N}|}, 1 \right]$ , means a more balanced load distribution among the given cells.

Fig.4 shows that four types of association algorithms are still maintaining almost the performance in terms of load balancing level of the entire network. Since common high practical rate requirement and most low achievable rates mean that more resources should be provided, very few users can be selected as customers under limited resources. Therefore the number of served users has negligible effect on distributed algorithms. It is worthwhile to note that the load balancing index obtained by MARF is slightly higher than by MPRF, which is different from call blocking probability as far as curve relations are concerned. The main reason for this is that the load balancing index calculated by actual resources consumed by scheduled users and MARF schedules users according to ascending requirement of resources. Obviously, the scheduling strategy (MARF) which utilizes ascending requirement of resources shows better performance than MPRF which tends to be random.

As shown in Fig.5, algorithms based on resources including QoS-aware distributed algorithm and max-probability can provide higher overall load balancing level than others. Moreover, the max-rate association achieves worst result in all algorithms, the performance of max-probability is slightly poorer than corresponding distributed algorithm, and scheduling scheme based on MARF brings a more favorable result than MPRF due to the fact mentioned above.

Fig.6 gives load balancing index of macro tier for users having different rate requirements. There are some same relations with overall load balancing index on four kinds of algorithms except for the relation between MARF and MPRF. As illustrated in Fig.6, the scheme MARF has almost same performance with MPRF, which is different from the case plotted by Fig.5. It is clear that overall load balancing index refers to all cells including macrocells

and picocells (small cells), but load balancing index of macro tier only concentrates on all macrocells. Due to the lower transmit power and suffered severer interference of small cells, more resources should be provided for supporting user's communication, which may result in fewer users can be served by small cells. Moreover, the difference among interferences received by small cells may be very striking since we deploy small BSs in a random way. Consequently, small cells greatly affect overall load balancing level of system. However, the load balancing index of macro tier is unaffected by small cells, meanwhile macrocells are on equal footing. Therefore, MARF can achieve almost same result with MPRF in terms of load level of macro tier.

#### D. Convergence

Fig.7, where parameter  $t$  represents  $t$ -th iteration, compares the convergence of three algorithms. Note that two kinds of algorithms have different orders of magnitude on optimal total utilities due to their disparate objective functions. It can be seen that QoS-aware association algorithms own faster convergence rate than the algorithm without considering rate requirements. It is noteworthy that the number of iterations of two kinds of distributed algorithms actually represents times of exchanged messages between user and BS. The distributed algorithm that we advocated can converge in just three iterations, which is far less than the distributed algorithm proposed by Ye. Therefore, our scheme can be well applied in reality.

## VI. CONCLUSION

In this paper, the load balancing problem for HetNets has been investigated in terms of services with QoS requirements. We first formulate the problem to be network-wide weighted utility of load efficiency maximization problem under constraint of resources. Then we give a distributed algorithm with low complexity, which is proved to converge to a near-optimal solution, using dual decomposition and another near-optimal centralized (max-probability) association algorithm. After that the performance (including call blocking probability and load balancing index) variance, according to different density of users who are scattered into each macrocell, is looked into by utilizing two kinds of scheduling strategies via extensive simulation. The numerical results show that the association algorithms we proposed have obvious superiority over the algorithm based on users in terms of call blocking probability, load balancing index and convergence rate. Future work can include developing dynamic association algorithms, considering limited backhaul capacities and introducing interference management techniques.

## REFERENCES

- [1] A. Ghosh, N. Mangalvedhe, R. Ratasuk, B. Mondal, M. Cudak, E. Visotsky, T. A. Thomas, J. G. Andrews, P. Xia, H. S. Jo, H. S. Dhillon, and T. D. Novlan, "Heterogeneous cellular networks: From theory to practice," *Communications Magazine, IEEE*, vol. 50, no. 6, pp. 54–64, 2012.
- [2] M. Murphy and M. Meeker, "Top mobile internet trends," *KPCB Relationship Capital*, 2011.
- [3] A. Damnjanovic, J. Montojo, Y. B. Wei, T. F. Ji, T. Luo, M. Vajapeyam, T. S. Yoo, O. Song, and D. Malladi, "A survey on 3gpp heterogeneous networks," *Wireless Communications, IEEE*, vol. 18, no. 3, pp. 10–21, 2011.
- [4] A. Barbieri, A. Damnjanovic, T. F. Ji, J. Montojo, Y. B. Wei, and D. Malladi, "Lte femtocells: System design and performance analysis," in *Vehicular Technology Conference (VTC Spring), 2011 IEEE 73rd*, 2011, pp. 1–5.

- [5] J. G. Andrews, "Seven ways that hetnets are a cellular paradigm shift," *Communications Magazine, IEEE*, vol. 51, no. 3, pp. 136–144, 2013.
- [6] B. A. Bjerke, "Lte-advanced and the evolution of lte deployments," *Wireless Communications, IEEE*, vol. 18, no. 5, pp. 4–5, 2011.
- [7] A. Khandekar, N. Bhushan, T. F. Ji, and V. Vanghi, "Lte-advanced: Heterogeneous networks," in *Wireless Conference (EW), 2010 European*, 2010, pp. 978–982.
- [8] Y. Bejerano, S. J. Han, and L. Li, "Fairness and load balancing in wireless lans using association control," *Networking, IEEE/ACM Transactions on*, vol. 15, no. 3, pp. 560–573, 2007.
- [9] H. Kim, G. de Veciana, X. Y. Yang, and M. Venkatachalam, "Distributed  $\alpha$ -optimal user association and cell load balancing in wireless networks," *Networking, IEEE/ACM Transactions on*, vol. 20, no. 1, pp. 177–190, 2012.
- [10] I. Siomina and D. Yuan, "Load balancing in heterogeneous lte: Range optimization via cell offset and load-coupling characterization," in *Communications (ICC), 2012 IEEE International Conference on*, 2012, pp. 1357–1361.
- [11] E. Yanmaz and O. K. Tonguz, "Dynamic load balancing and sharing performance of integrated wireless networks," *Selected Areas in Communications, IEEE Journal on*, vol. 22, no. 5, pp. 862–872, 2004.
- [12] S. Das, H. Viswanathan, and G. Rittenhouse, "Dynamic load balancing through coordinated scheduling in packet data systems," in *INFOCOM 2003. Twenty-Second Annual Joint Conference of the IEEE Computer and Communications. IEEE Societies*, vol. 1, 2003, pp. 786–796.
- [13] A. Sang, X. D. Wang, M. Madhian, and R. D. Gitlin, "Coordinated load balancing, handoff/cell-site selection, and scheduling in multi-cell packet data systems," *Wireless Networks*, vol. 14, no. 1, pp. 103–120, 2008.
- [14] Y. Bejerano and S. J. Han, "Cell breathing techniques for load balancing in wireless lans," *Mobile Computing, IEEE Transactions on*, vol. 8, no. 6, pp. 735–749, 2009.
- [15] K. Son, S. Chong, and G. Veciana, "Dynamic association for load balancing and interference avoidance in multi-cell networks," *Wireless Communications, IEEE Transactions on*, vol. 8, no. 7, pp. 3566–3576, 2009.
- [16] Q. Y. Ye, B. Y. Rong, Y. D. Chen, M. Al-Shalash, C. Caramanis, and J. Andrews, "User association for load balancing in heterogeneous cellular networks," *Wireless Communications, IEEE Transactions on*, vol. 12, no. 6, pp. 2706–2716, 2013.
- [17] S. Singh and J. G. Andrews, "Joint resource partitioning and offloading in heterogeneous cellular networks," *arXiv preprint arXiv:1303.7039*, 2013.
- [18] Q. Y. Ye, M. Al-Shalash, C. Caramanis, and J. G. Andrews, "On/off macrocells and load balancing in heterogeneous cellular networks," *arXiv preprint arXiv:1305.5585*, 2013.
- [19] S. Cho and W. Choi, "Energy-efficient repulsive cell activation for heterogeneous cellular networks," *Selected Areas in Communications, IEEE Journal on*, vol. 31, no. 5, pp. 870–882, 2013.
- [20] H. Tang, J. L. Peng, P. L. Hong, and K. P. Xue, "Offloading performance of range expansion in picocell networks: A stochastic geometry analysis," *Wireless Communications Letters, IEEE*, vol. 2, no. 5, pp. 511–514, 2013.
- [21] J. G. Andrews, S. Singh, Q. Y. Ye, X. Q. Lin, and H. Dhillon, "An overview of load balancing in hetnets: Old myths and open problems," *arXiv preprint arXiv:1307.7779*, 2013.
- [22] G. Q. Li and H. Liu, "Downlink radio resource allocation for multi-cell ofdma system," *Wireless Communications, IEEE Transactions on*, vol. 5, no. 12, pp. 3451–3459, 2006.
- [23] H. W. Lee and S. Chong, "Downlink resource allocation in multi-carrier systems: Frequency-selective vs. equal power allocation," in *World of Wireless, Mobile and Multimedia Networks, 2007. WoWMoM 2007. IEEE International Symposium on a*, 2007, pp. 1–8.
- [24] P. Viswanath, D. N. C. Tse, and V. Anantharam, "Asymptotically optimal water-filling in vector multiple-access channels," *Information Theory, IEEE Transactions on*, vol. 47, no. 1, pp. 241–267, 2001.
- [25] Y. Kim, K. Son, and S. Chong, "Qos scheduling for heterogeneous traffic in ofdma-based wireless systems," in *Global Telecommunications Conference, 2009. GLOBECOM 2009. IEEE*, 2009, pp. 1–6.
- [26] H. S. Dhillon, R. K. Ganti, F. Baccelli, and J. G. Andrews, "Modeling and analysis of k-tier downlink heterogeneous cellular networks," *Selected Areas in Communications, IEEE Journal on*, vol. 30, no. 3, pp. 550–560, 2012.
- [27] H. J. Kushner and P. A. Whiting, "Convergence of proportional-fair sharing algorithms under general conditions," *Wireless Communications, IEEE Transactions on*, vol. 3, no. 4, pp. 1250–1259, 2004.



- [28] Q. Li, R. Q. Hu, G. Wu, and Y. Qian, "On the optimal mobile association in heterogeneous wireless relay networks," in *INFOCOM, 2012 Proceedings IEEE*, 2012, pp. 1359–1367.
- [29] D. P. Bertsekas, "Nonlinear programming," 1999.
- [30] S. P. Boyd and L. Vandenberghe, *Convex optimization*. Cambridge university press, 2004.
- [31] D. P. Bertsekas, *Convex optimization theory*. Athena Scientific Cambridge, 2009.
- [32] D. P. Bertsekas and J. N. Tsitsiklis, *Parallel and Distributed Computation: Numerical Methods*. Upper Saddle River, NJ, USA: Prentice-Hall, Inc., 1989.
- [33] Y. S. Cho, J. Kim, W. Y. Yang, and C. G. Kang, *MIMO-OFDM wireless communications with MATLAB*. Wiley. com, 2010.

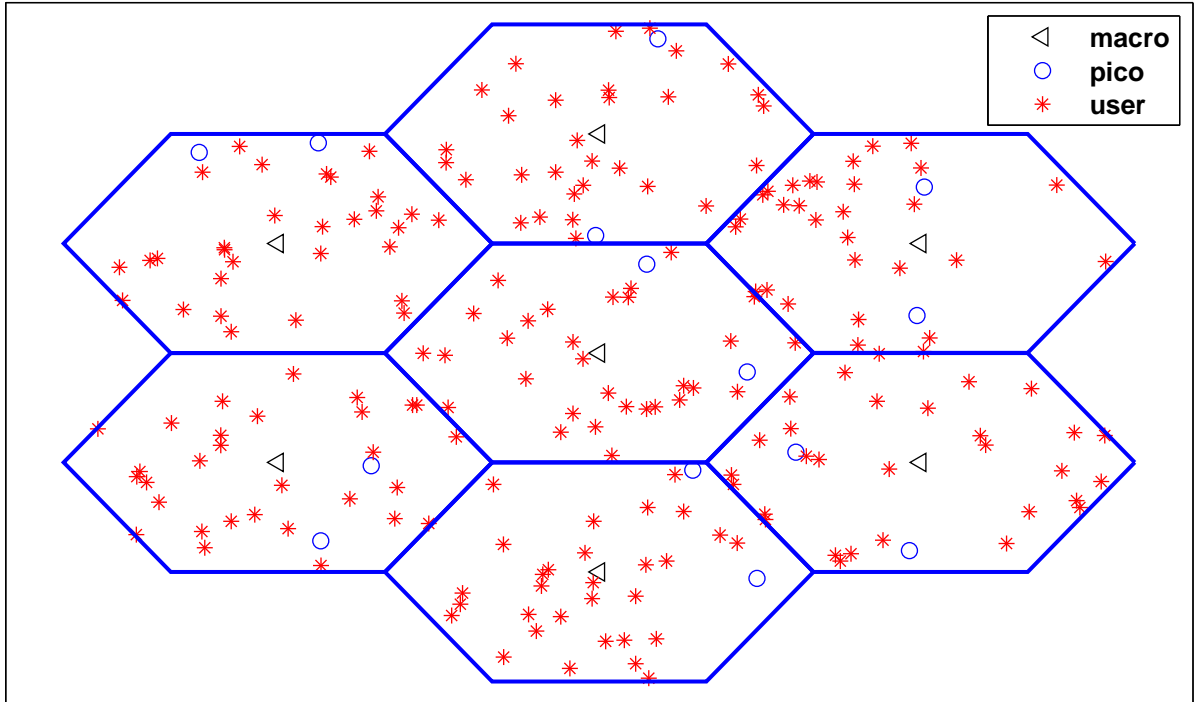


Fig. 1. There is a realization of HetNets: macro BSs are regularly distributed to form a cellular system, users and pico BSs are scattered into these macrocells in a random way.

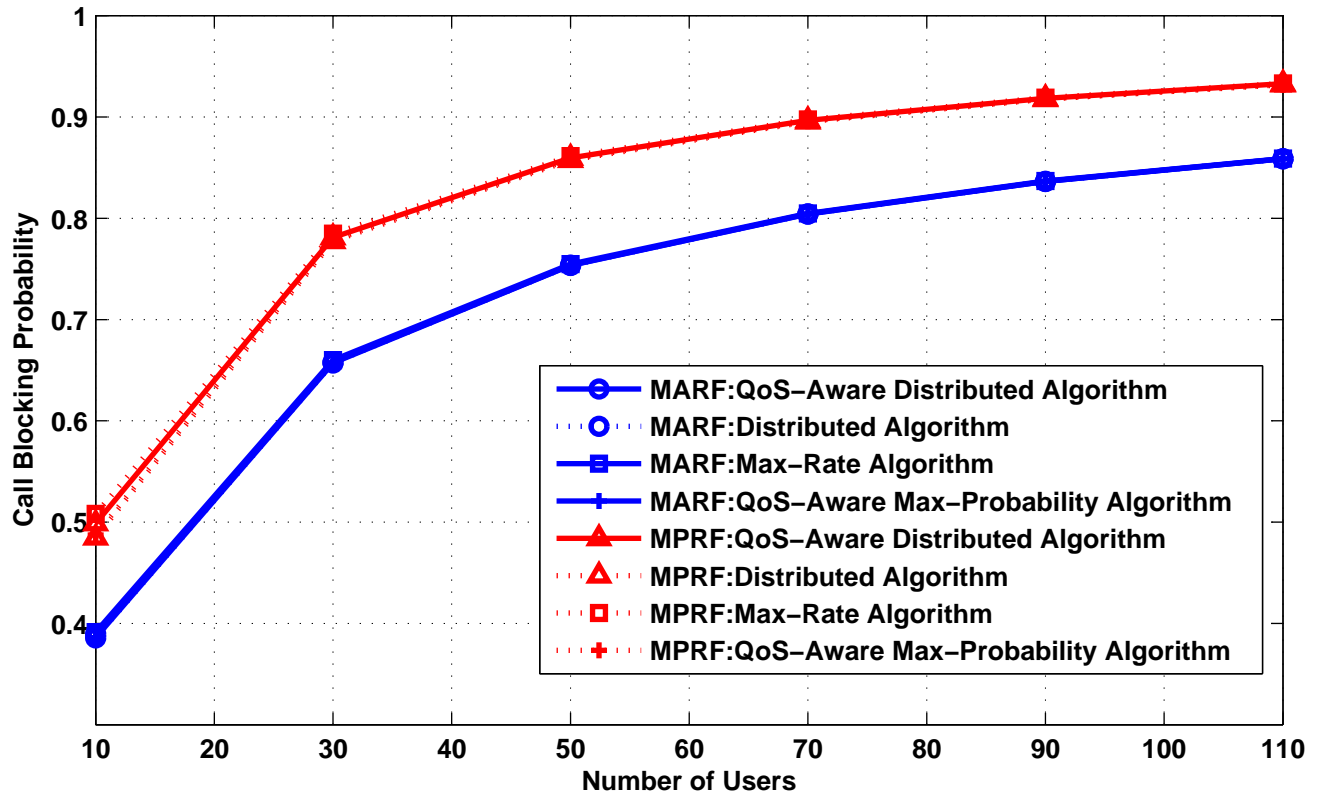


Fig. 2. Call blocking probability for users having same rate requirements.

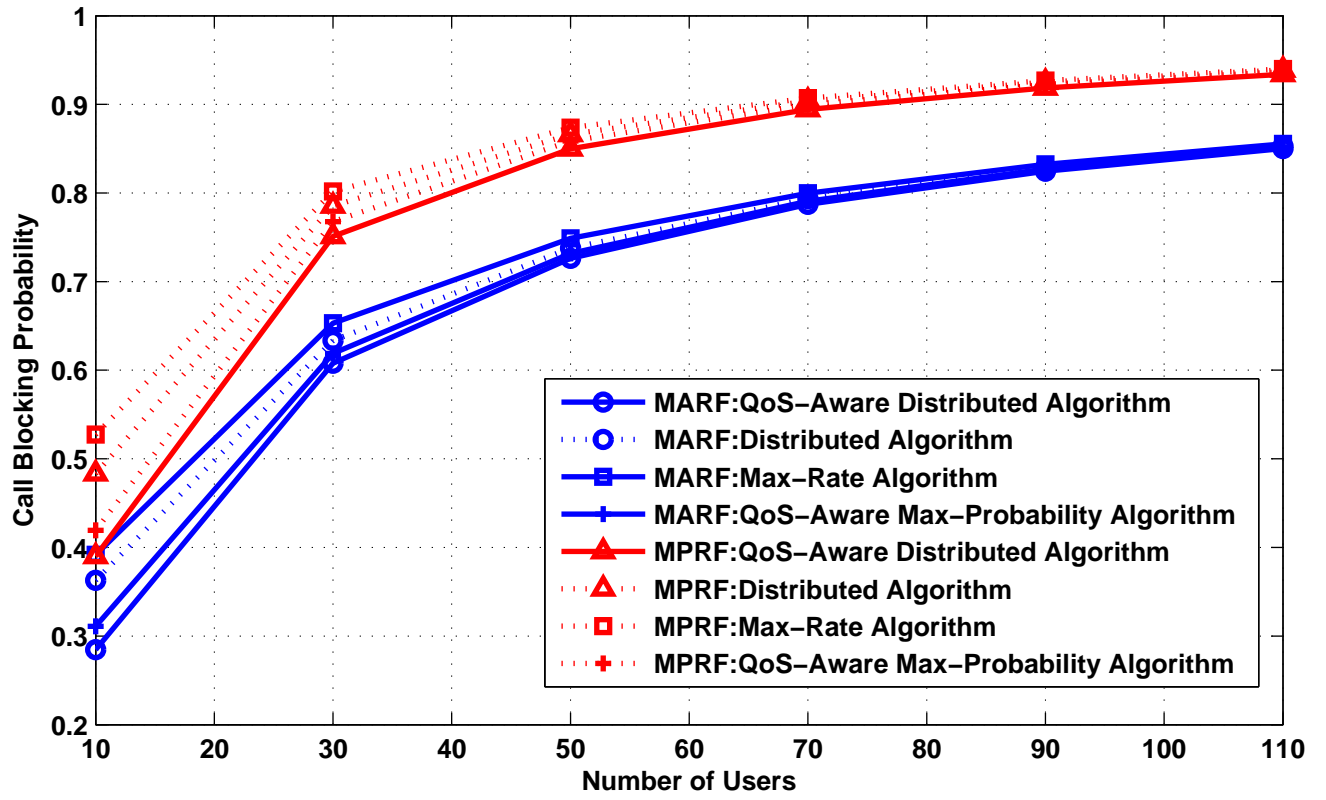


Fig. 3. Call blocking probability for users having distinct rate requirements.

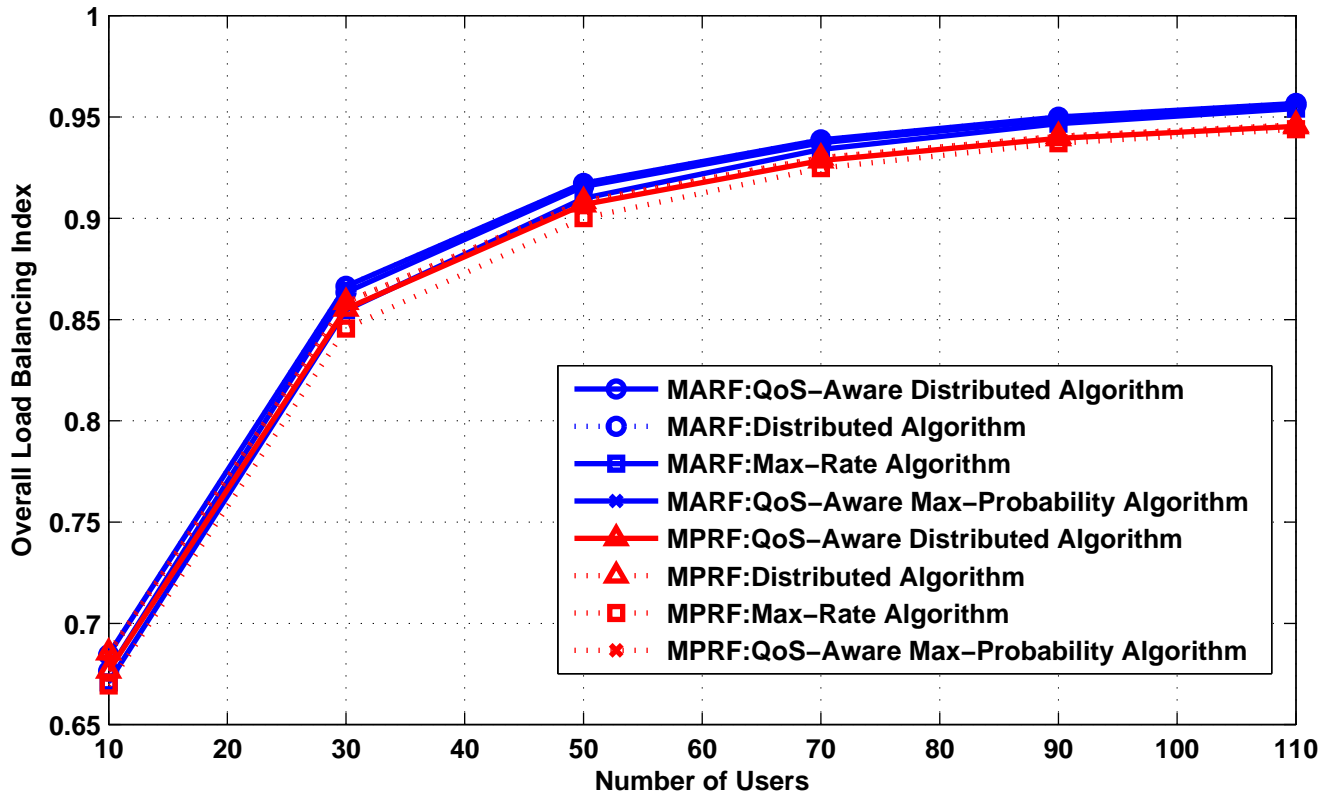


Fig. 4. Overall load balancing index for users having same rate requirements.

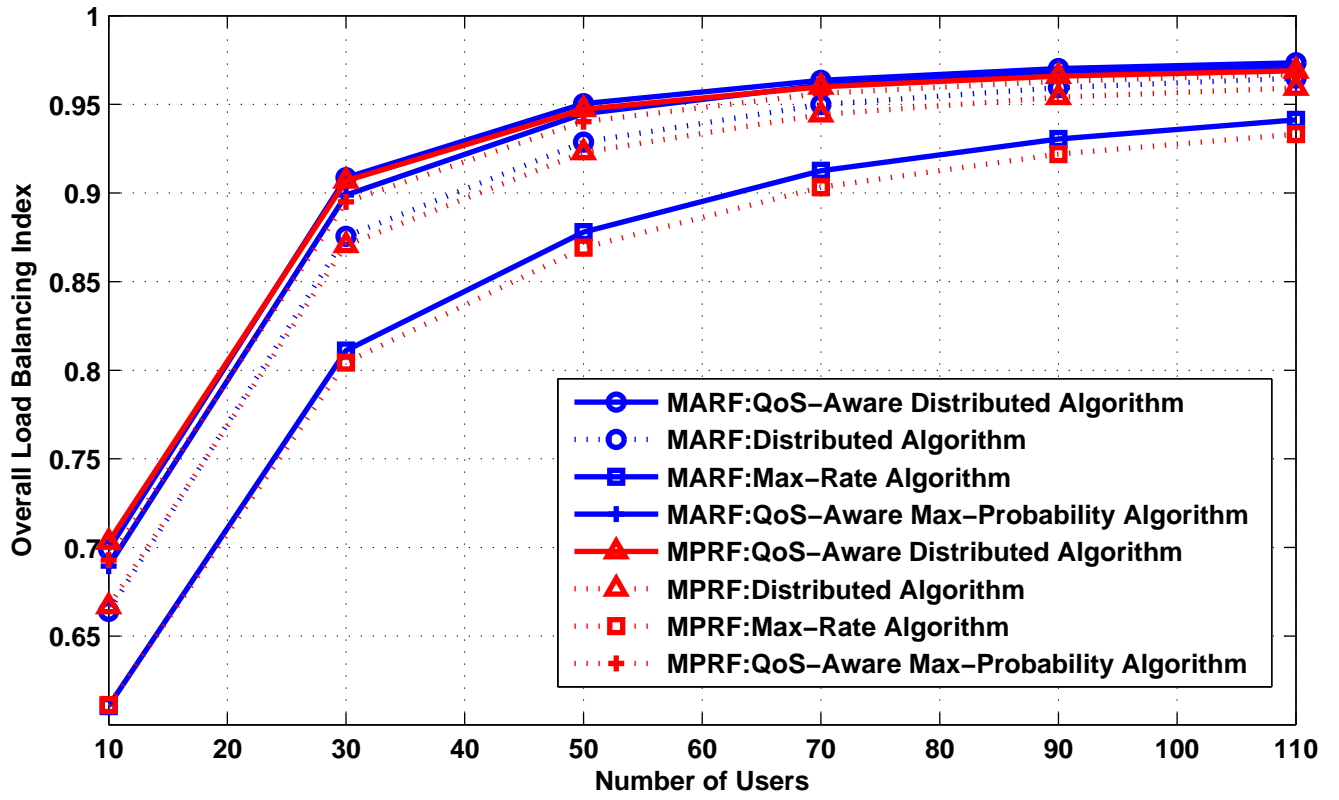


Fig. 5. Overall load balancing index for users having distinct rate requirements.

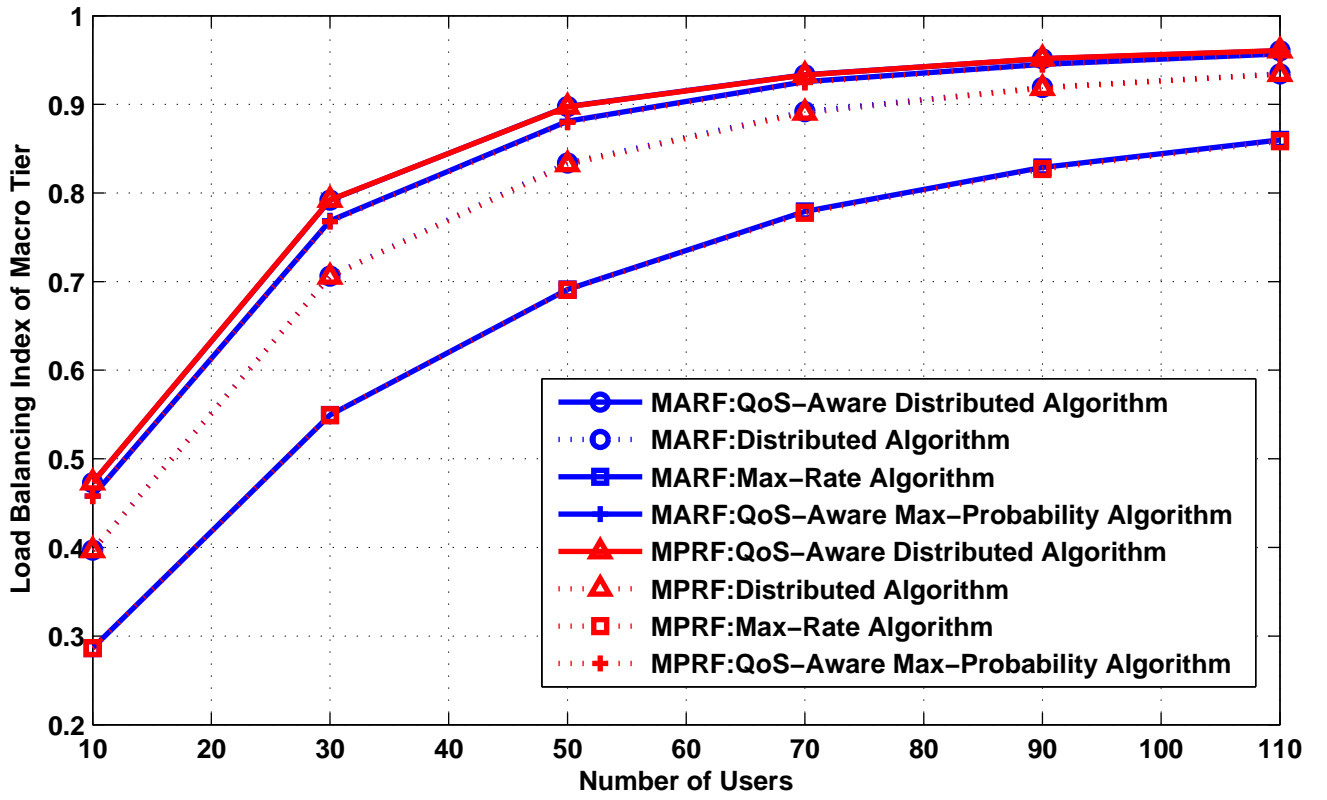


Fig. 6. Load balancing index of macro tier for users having distinct rate requirements.

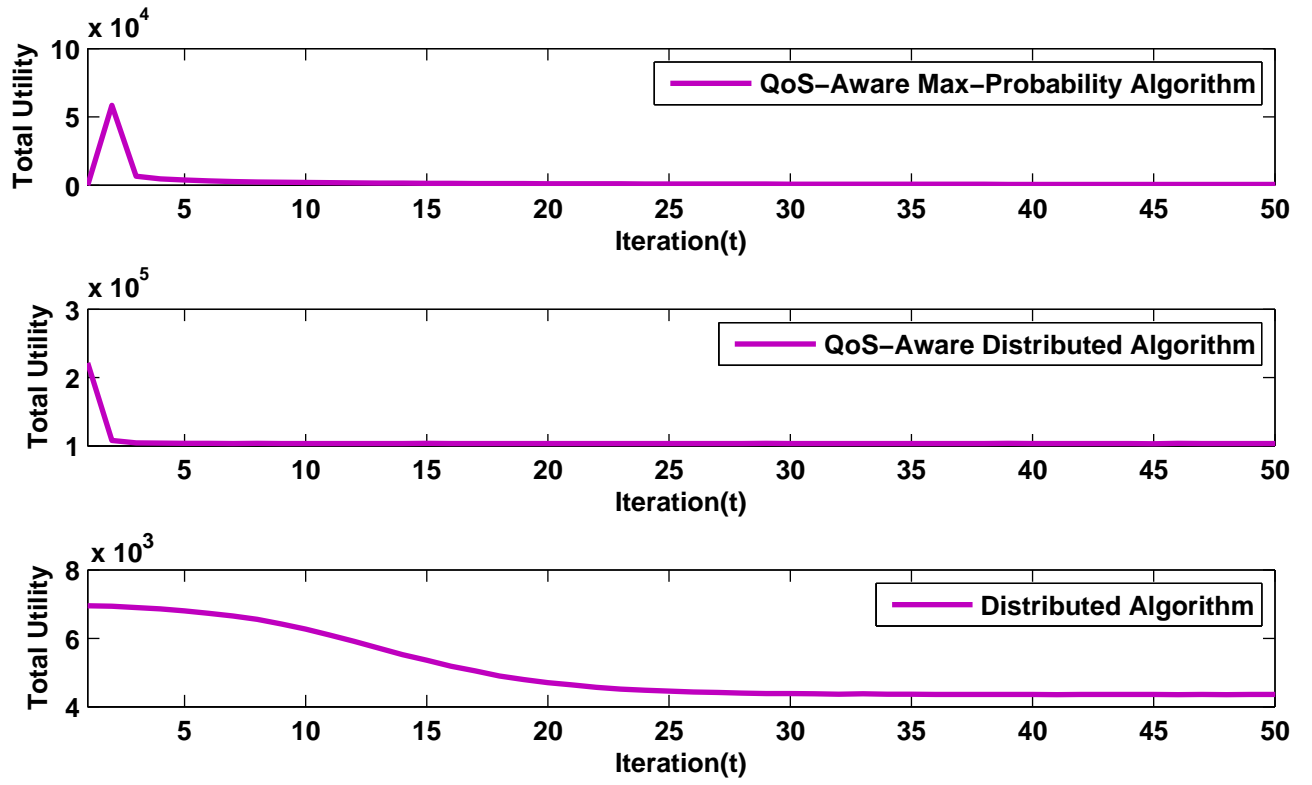


Fig. 7. The convergent total (network-wide) utility of three algorithms.