

PREPARED FOR SUBMISSION TO JHEP

IPPP/13/103
DCPT/13/206
KCL-PH-TH/2013-48
LCTS/1014-09
DESY-13-258

Sharpening m_{T2} cusps: the mass determination of semi-invisibly decaying particles from a resonance

Lucian A. Harland-Lang,^a Chun-Hay Kom,^b Kazuki Sakurai,^c Marco Tonini^d

^a*Department of Physics and Institute for Particle Physics Phenomenology,
University of Durham, DH1 3LE, UK*

^b*Department of Mathematical Sciences, University of Liverpool, Liverpool L69 3BX, UK*

^c*Department of Physics, Theoretical Particle Physics and Cosmology,
King's College London, London WC2R 2LS, UK*

^d*DESY Theory Group, Notkestr. 85, 22607 Hamburg, Germany*

E-mail: lucian.harland-lang@durham.ac.uk, kom@hep.phy.cam.ac.uk,
kazuki.sakurai@kcl.ac.uk, marco.tonini@desy.de

ABSTRACT: We revisit mass determination techniques for the minimum symmetric event topology, namely X pair production followed by $X \rightarrow \ell N$, where X and N are unknown particles with the masses to be measured, and N is an invisible particle, concentrating on the case where X is pair produced from a resonance. We consider separate scenarios, with different initial constraints on the invisible particle momenta, and present a systematic method to identify the kinematically allowed mass regions in the (m_N, m_X) plane. These allowed regions exhibit a cusp structure at the true mass point, which is equivalent to the one observed in the m_{T2} endpoints in certain cases. By considering the boundary of the allowed mass region we systematically define kinematical variables which can be used in measuring the unknown masses, and find a new expression for the m_{T2} variable as well as its inverse. We explicitly apply our method to the case that X is pair produced from a resonance, and as a case study, we consider the process $pp \rightarrow A \rightarrow \tilde{\chi}_1^+ \tilde{\chi}_1^-$, followed by $\tilde{\chi}_1^\pm \rightarrow \ell^\pm \tilde{\nu}_\ell$, in the Minimal Supersymmetric Standard Model and show that our method provides a precise measurement of the chargino and sneutrino masses, m_X and m_N , at 14 TeV LHC with 300 fb^{-1} luminosity.

KEYWORDS: m_{T2} , Kinematic variables, Consistent mass regions, Invisible mass, Mass measurements, LHC Phenomenology, Supersymmetry.

ARXIV EPRINT: [1312.5720](https://arxiv.org/abs/1312.5720)

Contents

1	Introduction	1
2	Mass determination method	5
3	Results	9
4	Conclusions	16

1 Introduction

The new physics search program at the Large Hadron Collider (LHC) is soon to enter its second phase. If new physics is observed at the LHC, the masses of the Beyond the Standard Model (BSM) particles will be one of the first observables to be measured. The strategy for measuring the masses of these particles is in general strongly dependent on the event topology but, interestingly, one particular case is predicted in a range of BSM models: the pair production of BSM particles, each of which subsequently decays, through cascade decay chains, to an invisible particle. So far, most studies have focused on relatively long (2 – 4 steps) 2–body cascade chains or short 3–body decay chains, initiated by the production of coloured BSM particles [1–19]¹. However, the mass of coloured BSM particles is now strongly constrained by the null results of the BSM searches at the LHC. In the context of the Minimal Supersymmetric Standard Model (MSSM), the observation of a Higgs–like particle with $m_H \simeq 126$ GeV may indicate that squarks are heavier than the LHC reach [21, 22].

On the other hand, constraints on colour–singlet BSM particles are much weaker. However, as the decay chain is in this case typically a short one–step process, namely X pair production followed by $X \rightarrow \ell N$ (see figure 1), where N is an invisible particle, measuring the two masses m_N and m_X is particularly challenging.

At a hadron collider, this event topology yields the “minimal” set of constraints

$$\Phi_{\min} : \begin{cases} \tilde{m}_X^2 = (p_{\ell_1}^\mu + p_{N_1}^\mu)^2 = (p_{\ell_2}^\mu + p_{N_2}^\mu)^2 \\ \tilde{m}_N^2 = p_{N_1}^2 = p_{N_2}^2 \\ \not{p}^T = \mathbf{p}_{N_1}^T + \mathbf{p}_{N_2}^T \end{cases} \quad (1.1)$$

where $(\tilde{m}_N, \tilde{m}_X)$ need not coincide with the true mass values $\mathbf{m}^{\text{true}} \equiv (m_N, m_X)$, as they are a priori unknown. This set of constraints restricts the possible values of \tilde{m}_N and \tilde{m}_X

¹See also [20] for a review.

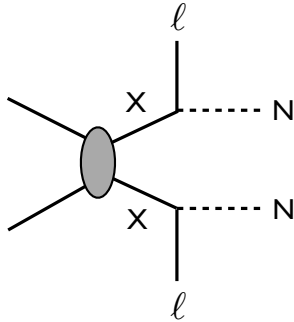


Figure 1. One-step decay chain of a pair produced and semi-invisibly decaying particle X .

and identifies a kinematically allowed region in the $(\tilde{m}_N, \tilde{m}_X)$ plane on an event-by-event basis. Furthermore, it is known [23] that the boundary of this allowed region under the Φ_{\min} constraints coincides with the m_{T2} variable [24]

$$\tilde{m}_{X;\Phi_{\min}}^{\min}(\tilde{m}_N) = m_{T2}(\tilde{m}_N) \equiv \min_{\sum_i \mathbf{p}_{N_i}^T = \mathbf{p}^T} \left\{ \max \left[m_T(p_{\ell_1}^\mu, \mathbf{p}_{N_1}^T, \tilde{m}_N), m_T(p_{\ell_2}^\mu, \mathbf{p}_{N_2}^T, \tilde{m}_N) \right] \right\} \quad (1.2)$$

where m_T is the transverse mass [25]. In particular, the region with $\tilde{m}_X(\tilde{m}_N) < m_{T2}(\tilde{m}_N)$ is excluded in the zero width limit and for perfect detector resolution.

If the system is boosted in the transverse direction by e.g. hard initial state radiation (ISR), a collection of these $\tilde{m}_X(\tilde{m}_N)$ boundary curves from a large number of events exhibits a cusp structure [13, 14, 23, 26]. Figure 2 shows the density of the boundary curves projected onto the $(\tilde{m}_X^2 - \tilde{m}_N^2, \tilde{m}_N^2)$ plane, for the process $pp \rightarrow \tilde{q}\tilde{q}^*$, $\tilde{q} \rightarrow q\tilde{\chi}_1^+$, $\tilde{\chi}_1^+ \rightarrow \ell^+\tilde{\nu}_\ell$, with $(m_{\tilde{q}}, m_{\tilde{\chi}_1^\pm}, m_{\tilde{\nu}}) = (1500, 200, 100)$ GeV, and neglecting finite width effects and detector resolution. The combination of all the event-by-event kinematically allowed regions provides a “global” allowed region, corresponding to the right hand side white region in figure 2. Indeed, we find that the decay of the heavy squarks provides a “kick” to the di- X system, and a large boost in the transverse direction is achieved. Consequently, a cusp structure at the true mass point is observed. However, the population of the boundary curves around the cusp is very low and the cusp structure is not very distinct, even in this ideal case. In practice, the observation of this cusp is made even more difficult due to momentum mismeasurement and potential background contamination².

If one adds extra constraints to Φ_{\min} , the kinematically allowed mass region is further restricted. Since the true mass point \mathbf{m}^{true} sits on the boundary of the global allowed region, adding such constraints will sharpen the cusp structure, and may make a simultaneous (m_N, m_X) measurement possible. A minimum and interesting possibility to extend Φ_{\min} is to add the constraint

$$\Phi_s : m_A^2 = (p_{\ell_1}^\mu + p_{N_1}^\mu + p_{\ell_2}^\mu + p_{N_2}^\mu)^2, \quad (1.3)$$

²For studies along these lines, see [27, 28].

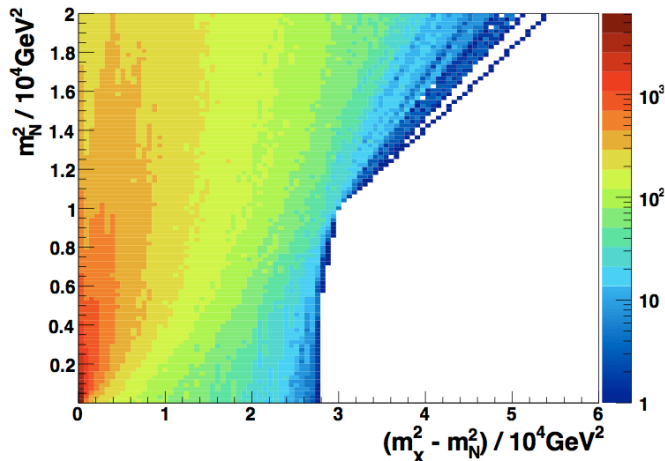


Figure 2. Density plot of Φ_{\min} boundary curves for $pp \rightarrow \tilde{q}\tilde{q}^* \rightarrow \tilde{\chi}_1^+ \tilde{\chi}_1^- q\bar{q} \rightarrow (e^+ \tilde{\nu}_e) (e^- \tilde{\bar{\nu}}_e) q\bar{q}$ LHC ($\sqrt{s} = 14$ TeV) events with $(m_{\tilde{q}}, m_{\tilde{\chi}_1^\pm}, m_{\tilde{\nu}}) = (1500, 200, 100)$ GeV, at the generator level. The z -axis shows the number of boundary curves passing through $(0.06 \text{ GeV}^2) \times (0.02 \text{ GeV}^2)$ bins in 10^4 events.

which is relevant to the case that the particle X is pair produced in the decay of a known resonance A (see figure 3).

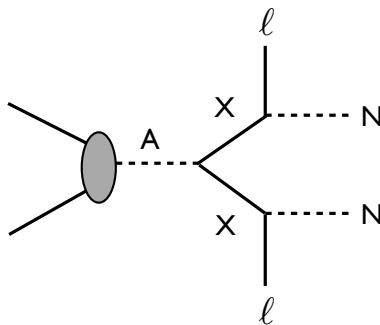


Figure 3. Di- X production from a resonance A , followed by semi-invisible decays.

One of the goals of this paper is to develop a method to extract m_N and m_X from event samples with the topology shown in figure 3. As a benchmark scenario, we will investigate the LHC process $pp \rightarrow A \rightarrow \tilde{\chi}_1^+ \tilde{\chi}_1^- \rightarrow (\ell^+ \tilde{\nu}_\ell) (\ell^- \tilde{\bar{\nu}}_\ell)$, where A is the CP-odd Higgs boson of the MSSM, and demonstrate that one can measure $m_{\tilde{\chi}_1^\pm}$ and $m_{\tilde{\nu}}$ with good accuracy at 14 TeV LHC with 300 fb^{-1} of integrated luminosity.

In figure 4, we show a density plot for the boundary curves of the event-by-event allowed mass regions for this process. For concreteness, we take $(m_A, m_{\tilde{\chi}_1^\pm}, m_{\tilde{\nu}}) = (500, 200, 100)$ GeV. One can see that the kinematically allowed region, given by the lower white triangle (we note that the allowed region for each event lies below the corresponding boundary curve, and so the upper white region is excluded) is more restricted with respect to the Φ_{\min} case

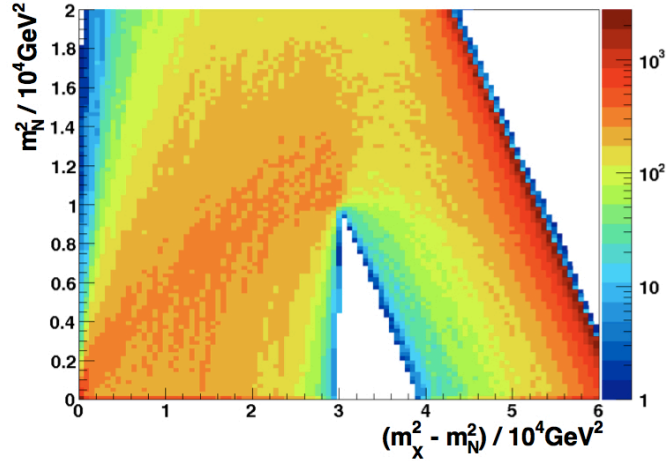


Figure 4. Density plot of the $\Phi_{\min} + \Phi_s$ boundary curves for $pp \rightarrow A \rightarrow \tilde{\chi}_1^+ \tilde{\chi}_1^- \rightarrow (\ell^+ \tilde{\nu}_\ell) (\ell^- \tilde{\bar{\nu}}_\ell)$ LHC ($\sqrt{s} = 14$ TeV) events with $(m_A, m_{\tilde{\chi}_1^\pm}, m_{\tilde{\nu}}) = (500, 200, 100)$ GeV, at the generator level. The z-axis shows the number of boundary curves passing through $(0.06 \text{ GeV}^2) \times (0.02 \text{ GeV}^2)$ bins in 10^4 events.

of figure 2 and that the cusp structure at the true mass point is more pronounced and more easily identified, reflecting the additional information which has been included, namely Φ_s .

Another way to extend Φ_{\min} is to assume that all four components of the missing momentum are known, namely by adding the constraint

$$\Phi_z : p^z = p_{N_1}^z + p_{N_2}^z . \quad (1.4)$$

Notice that $\Phi_{\min} + \Phi_s + \Phi_z \equiv \Phi_{\max}$ is equivalent to Φ_{\min} with the last condition promoted to the Lorentz four-vector level $p^\mu = p_{N_1}^\mu + p_{N_2}^\mu$.

This situation would be realised in a central exclusive process (CEP) with forward proton tagging at the LHC, $pp \rightarrow XX + pp$, $X \rightarrow \ell N$, or in the case of lepton colliders; a technique for extracting the masses (m_N, m_X) in these cases has been studied previously in [29, 30]. Notice that while at a lepton collider the invariant mass of the studied process is fixed by the center of mass energy of the collision, in the CEP case it is not a priori fixed, but rather is directly measured via proton tagging detectors. Assuming the set of constraints Φ_{\max} , the global allowed region reduces to a straight line between the true mass point $(m_X^2 - m_N^2, m_N)$ and $(m_X^2 - m_N^2, 0)$, as can be seen in figure 5, allowing for a precise simultaneous (m_N, m_X) measurement. In figure 5 we have shown equivalent density plots for a semi-invisible decay process at the ILC, namely $e^+ e^- \rightarrow \tilde{e}^+ \tilde{e}^- \rightarrow (e^+ \tilde{\chi}_1^0) (e^- \tilde{\chi}_1^0)$ with $(\sqrt{s}, m_{\tilde{e}}, m_{\tilde{\chi}_1^0}) = (500, 200, 100)$ GeV.

The rest of this paper is organized as follows. In the next section we will describe the kinematic variables used for the mass determination in our study. We will focus on their analytical form and their relation with other known kinematical variables such as m_{T2} .

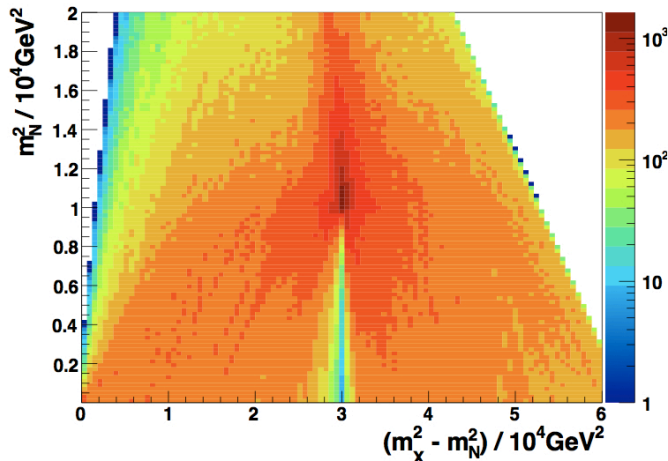


Figure 5. Density plot of $\Phi_{\min} + \Phi_s + \Phi_z \equiv \Phi_{\max}$ boundary curves of $e^+e^- \rightarrow \tilde{e}^+\tilde{e}^- \rightarrow (e^+\tilde{\chi}_1^0)(e^-\tilde{\chi}_1^0)$ ILC events with $(\sqrt{s}, m_{\tilde{e}}, m_{\tilde{\chi}_1^0}) = (500, 200, 100)$ GeV, at the generator level. The z -axis shows the number of boundary curves passing through $(0.06 \text{ GeV}^2) \times (0.02 \text{ GeV}^2)$ bins in 10^4 events.

Furthermore we will clarify how their distribution for a large number of events could provide a simultaneous (m_N, m_X) mass measurement in a model-independent way. In the Results section we will then apply our method to the specific case of chargino and LSP mass measurement in events where two charginos are pair produced from the decay of the CP-odd Higgs A . Finally, we will summarize our results in the conclusions.

2 Mass determination method

The use of the $\Phi_{\min} + \Phi_s + \Phi_z \equiv \Phi_{\max}$ constraints to develop a mass determination method [29, 30] serves as a starting point for our discussion on the implementation of the $\Phi_{\min} + \Phi_s$ constraints. In particular, the purpose of the method described in [29, 30] was to determine all possible mass hypotheses $\tilde{\mathbf{m}} \equiv (\tilde{m}_N, \tilde{m}_X)$ consistent with the mass-shell constraints, and when all four components of \not{p}^μ are known. We will begin with a summary of the method applied in [29, 30], before considering the $\Phi_{\min} + \Phi_s$ case.

In general, any $p_{N_1}^\mu$ and $p_{N_2}^\mu$ satisfying $\not{p}^\mu = p_{N_1}^\mu + p_{N_2}^\mu$ can be parametrised as

$$p_{N_1/N_2}^\mu = \frac{1 \mp a}{2} \not{p}^\mu \pm \frac{b}{2} p_{\ell_1}^\mu \mp \frac{c}{2} p_{\ell_2}^\mu \pm d P^\mu, \quad (2.1)$$

where a, b, c, d are dimensionless constants, and P^μ is a space-like vector defined by $P_\mu \equiv \epsilon_{\mu\nu\rho\sigma} \not{p}^\nu p_{\ell_1}^\rho p_{\ell_2}^\sigma$. Clearly we have $p_{X_1/X_2}^\mu = p_{N_1/N_2}^\mu + p_{\ell_1/\ell_2}^\mu$. With this parametrisation, the remaining Φ_{\max} constraints are given by

$$\tilde{m}_X^2 = p_{X_1}^2 = p_{X_2}^2, \quad \tilde{m}_N^2 = p_{N_1}^2 = p_{N_2}^2, \quad (2.2)$$

where again $\tilde{\mathbf{m}}$ are test mass values which need not coincide with the true masses \mathbf{m}^{true} . For a given $\tilde{\mathbf{m}}$, the above four mass-shell conditions uniquely determine the coefficients a, b, c (see [30] for the explicit forms) and yield the equation

$$\lambda_N = \frac{c_a}{4\mathcal{M}}\lambda_\Delta^2 + \frac{c_b}{2\mathcal{M}}\lambda_\Delta + \frac{c_c}{4\mathcal{M}} + d^2\lambda_P^2, \quad (2.3)$$

where $\lambda_N \equiv \tilde{m}_N^2/(p_{\ell_1} \cdot p_{\ell_2})$, $\lambda_\Delta \equiv (\tilde{m}_X^2 - \tilde{m}_N^2)/(p_{\ell_1} \cdot p_{\ell_2})$, and where c_a, c_b, c_c and \mathcal{M} are functions of p_{ℓ_1}, p_{ℓ_2} and \not{p} [30].

A hypothesis $\tilde{\mathbf{m}}$ is said to be consistent if the corresponding $\lambda_\Delta, \lambda_N$ lead to $d^2 > 0$, in order to obtain four-momenta p_i^μ with real components (2.1). In other words, in the $(\tilde{m}_N, \tilde{m}_X)$ plane the region which leads to $d^2 > 0$ corresponds to kinematically consistent mass hypotheses, while the boundary of this region is identified from eq. (2.3) by setting $d = 0$. Furthermore, one can show that $c_a/4\mathcal{M} < 0$ [30], and thus the shape of the boundary is a parabola with negative curvature, containing the true mass point \mathbf{m}^{true} below its apex in the $(\tilde{m}_X^2 - \tilde{m}_N^2, \tilde{m}_N^2)$ plane.

As can be seen in figure 4 and figure 5, the sharp cusp structure observed in the $(\tilde{m}_X^2 - \tilde{m}_N^2, \tilde{m}_N^2)$ plane for the $\Phi_{\text{min}} + \Phi_s$ and Φ_{max} cases would allow us to determine the true mass point by identifying the location of the cusps. Alternatively, one could define several *single* observables, whose distributions have endpoints at m_X or m_N . Such observables would be more useful in handling background contamination, detector effects, experimental uncertainties and so on. We first define the global maximum of \tilde{m}_X and \tilde{m}_N along the boundary, which can be expressed analytically as [30]

$$\begin{aligned} (\tilde{m}_{X;\Phi_{\text{max}}}^{\text{max}})^2 &= \frac{p_{\ell_1} \cdot p_{\ell_2}}{4\mathcal{M}} \left[c_c - \frac{(c_b + 2\mathcal{M})^2}{c_a} \right], \\ (\tilde{m}_{N;\Phi_{\text{max}}}^{\text{max}})^2 &= \frac{p_{\ell_1} \cdot p_{\ell_2}}{4\mathcal{M}} \left[c_c - \frac{c_b^2}{c_a} \right]. \end{aligned} \quad (2.4)$$

Other interesting variables which can be constructed are the extremal values of \tilde{m}_X along the boundary, for a given hypothesis on \tilde{m}_N , denoted as $\tilde{m}_{X;\Phi_{\text{max}}}^{\text{max/min}}(\tilde{m}_N)$, and vice-versa $\tilde{m}_{N;\Phi_{\text{max}}}^{\text{max/min}}(\tilde{m}_X)$. Extending the results of [30], we obtain their analytical form as

$$\begin{aligned} [\tilde{m}_{X;\Phi_{\text{max}}}^{\text{max/min}}(\tilde{m}_N)]^2 &= \frac{p_{\ell_1} \cdot p_{\ell_2}}{c_a} [C_X \pm \sqrt{D_X}], \\ [\tilde{m}_{N;\Phi_{\text{max}}}^{\text{max/min}}(\tilde{m}_X)]^2 &= \frac{p_{\ell_1} \cdot p_{\ell_2}}{c_a} [C_N \pm \sqrt{D_N}] \end{aligned} \quad (2.5)$$

where

$$\begin{aligned} C_N &= c_a\lambda_X + 2\mathcal{M} + c_b, \\ C_X &= c_a\lambda_N - c_b, \\ D_N &= (2\mathcal{M} + c_b)^2 + c_a(4\mathcal{M}\lambda_X - c_c), \\ D_X &= c_b^2 + c_a(4\mathcal{M}\lambda_N - c_c) \end{aligned} \quad (2.6)$$

with $\lambda_X \equiv \tilde{m}_X^2/(p_{\ell_1} \cdot p_{\ell_2})$. Note that the assignment of the \pm in eq. (2.5) to the maximum or minimum mass depends on the sign of $(p_{\ell_1} \cdot p_{\ell_2})/c_a$, which may be negative. If the

corresponding solution to the minimum \tilde{m}_N mass squared is negative, then this minimum mass does not lie on the boundary curve, and we therefore have $\tilde{m}_{N;\Phi_{\max}}^{\min}(\tilde{m}_X) = 0$. The consistent mass region for a “typical” event, and the new kinematic variables which can be extracted are shown in figure 6.

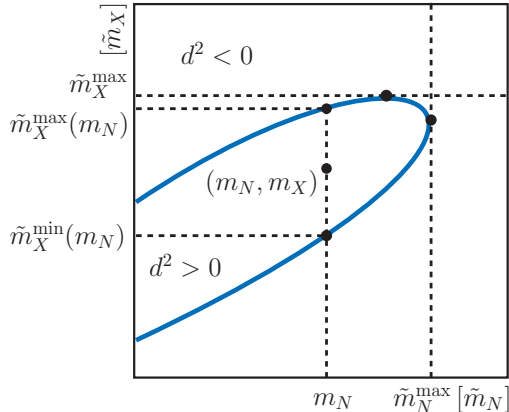


Figure 6. Kinematically consistent $(\tilde{m}_N, \tilde{m}_X)$ region ($d^2 > 0$ in eq. (2.3)) for a “typical” event, defined by the four-momenta $(p_{\ell_1}, p_{\ell_2}, \not{p})$, as published in [30]. The consistent mass region contains by definition the true mass point (m_N, m_X) . $\tilde{m}_{N,X}^{\max}$ is the maximum \tilde{m}_N/\tilde{m}_X value, while $\tilde{m}_X^{\min,\max}(m_N)$ is the minimal/maximal value of \tilde{m}_X given m_N .

By definition, the boundary variables defined above possess the following properties:

$$\begin{aligned} \tilde{m}_{X;\Phi_{\max}}^{\max} &\geq \tilde{m}_{X;\Phi_{\max}}^{\max}(m_N) \geq m_X, \\ \tilde{m}_{X;\Phi_{\max}}^{\min} &\leq \tilde{m}_{X;\Phi_{\max}}^{\min}(m_N) \leq m_X, \end{aligned} \quad (2.7)$$

with similar relations for N . This observation has been used in [29, 30] to show that the distributions of $\tilde{m}_{N;\Phi_{\max}}^{\max}$ and $\tilde{m}_{X;\Phi_{\max}}^{\max}$ exhibit a sharp endpoint structure at the corresponding true masses in the case of CEP process and e^+e^- colliders, allowing for a precise simultaneous (m_N, m_X) measurement.

We will now consider the $\Phi_{\min} + \Phi_s$ case. Here, the energy and longitudinal components of \not{p} are unknown, reflecting the normal situation at the LHC, where a significant and unknown proportion of the energy of the incoming hadrons in each event escapes down the beam pipe, and therefore the longitudinal and energy components of the missing momentum are not determined. However, as the right hand side of eq. (2.5) is a function of these unknowns, \not{p}^0 and \not{p}^z , the boundary curve for the $\Phi_{\min} + \Phi_s$ case and the corresponding kinematic variables can now be obtained by scanning over \not{p}^0 and \not{p}^z under the constraint Φ_s , that is

$$\begin{aligned} \tilde{m}_X^{\max}(\tilde{m}_N) &= \max_{\{\not{p}^0, \not{p}^z\}; \Phi_s} [\tilde{m}_{X;\Phi_{\max}}^{\max}(\tilde{m}_N)], \\ \tilde{m}_X^{\min}(\tilde{m}_N) &= \min_{\{\not{p}^0, \not{p}^z\}; \Phi_s} [\tilde{m}_{X;\Phi_{\max}}^{\min}(\tilde{m}_N)], \end{aligned} \quad (2.8)$$

with similar expressions for the N case. The global maximum variables can be obtained as

$$\begin{aligned}\tilde{m}_X^{\max} &= \max_{\{\not{p}^0, \not{p}^z\}; \Phi_s} [\tilde{m}_{X; \Phi_{\max}}^{\max}], \\ \tilde{m}_N^{\max} &= \max_{\{\not{p}^0, \not{p}^z\}; \Phi_s} [\tilde{m}_{N; \Phi_{\max}}^{\max}].\end{aligned}\quad (2.9)$$

By definition, analogous relations to eq. (2.7) are valid in this case

$$\begin{aligned}\tilde{m}_{X/N}^{\max} &\geq \tilde{m}_{X/N}^{\max}(m_{N/X}) \geq m_{X/N}, \\ \tilde{m}_{X/N}^{\min} &\leq \tilde{m}_{X/N}^{\min}(m_{N/X}) \leq m_{X/N}.\end{aligned}\quad (2.10)$$

We will see in the following section that the kinematic variables \tilde{m}_N^{\max} and $\tilde{m}_X^{\min}(\tilde{m}_N)$ in fact possess the best discriminating power for a simultaneous (m_N, m_X) measurement in the $\Phi_{\min} + \Phi_s$ case.

We now consider the relation of our kinematic variables to the m_{T2} variable. In analogy with the Φ_{\min} case (1.2), the kinematically allowed region under the $\Phi_{\min} + \Phi_s$ constraints is in general bounded by m_{T2}

$$\tilde{m}_X^{\min}(\tilde{m}_N) \geq m_{T2}(\tilde{m}_N), \quad (2.11)$$

where the inequality reflects the fact that additional information is provided by the Φ_s constraint, further restricting $\tilde{m}_X(\tilde{m}_N)$. At the true invisible mass m_N the endpoint of the $m_{T2}(\tilde{m}_N = m_N)$ distribution coincides with the true mass m_X [13, 14]. Therefore, to draw a comparison and a cross-check of our method, for each event we will also evaluate the variable $m_{T2}(\tilde{m}_N)$, and study its distribution for a large number of events.

Finally, we briefly return to the Φ_{\min} case. The boundary of the allowed mass region can be obtained in the same way as discussed above for the $\Phi_{\min} + \Phi_s$ case, namely by scanning over \not{p}^0 and \not{p}^z and taking the maximum or minimum depending on the variables. In figure 2, one can see that the allowed region is opened to $\tilde{m}_X \rightarrow \infty$, that is the variables $\tilde{m}_{X; \Phi_{\min}}^{\max}(\tilde{m}_N)$ and $\tilde{m}_{N; \Phi_{\min}}^{\min}(\tilde{m}_X)$ are not defined. Knowing that the boundary curve in the Φ_{\min} case is given by $m_{T2}(\tilde{m}_N)$ (1.2), we arrive at a new expression of the m_{T2} variable

$$m_{T2}(\tilde{m}_N) = \min_{\{\not{p}^0, \not{p}^z\}} [m_{X; \Phi_{\max}}^{\min}(\tilde{m}_N)]. \quad (2.12)$$

In the same way, an expression for the inverse m_{T2} function can be written down

$$m_{T2}^{-1}(\tilde{m}_X) = \max_{\{\not{p}^0, \not{p}^z\}} [m_{N; \Phi_{\max}}^{\max}(\tilde{m}_X)]. \quad (2.13)$$

This function has the following properties

$$\begin{aligned}m_{T2}^{-1}(m_X) &\geq m_N, \\ m_{T2}^{-1}(m_{T2}(\tilde{m}_N)) &= \tilde{m}_N.\end{aligned}\quad (2.14)$$

3 Results

To illustrate the features of our method we will consider the case of associated production of the MSSM CP-odd Higgs A with two b-jets, with the Higgs subsequently decaying into two charginos. We will then consider the decay of each chargino into a lepton plus a sneutrino. A final state with two opposite sign leptons, missing transverse energy and two b-jets will be therefore the topology under investigation.

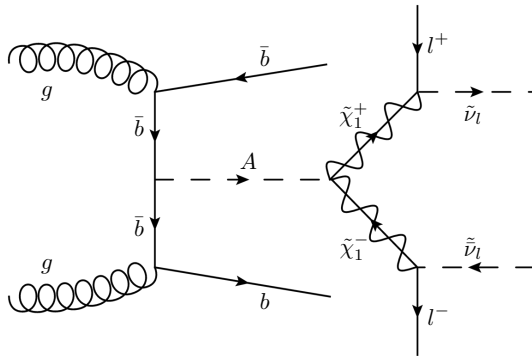


Figure 7. Feynman diagram for the $pp \rightarrow Abb \rightarrow \tilde{\chi}_1^+ \tilde{\chi}_1^- b\bar{b} \rightarrow (\ell^+ \tilde{\nu}_\ell) (\ell^- \tilde{\bar{\nu}}_\ell) b\bar{b}$ process considered in our study.

It is worth stressing that the method we have presented here is independent of the particular underlying model. However, for concreteness, we have chosen a particular MSSM parameter space point, namely $m_A = 800$ GeV, $m_{\tilde{\chi}_1^\pm} = 350$ GeV and $m_{\tilde{\nu}} = 200$ GeV. We have chosen as reference values $\tan\beta = 50$ and $\mu = 400$ GeV, the former to increase the production cross section of the CP-odd Higgs for a given mass, the latter to increase the branching ratio into two charginos. Furthermore, M_2 is set to 410 GeV in order to obtain the desired $m_{\tilde{\chi}_1^\pm}$, making the $\tilde{\chi}_1^\pm$ an admixture of Wino and Higgsino. Note that the dominant decay mode of the CP-odd Higgs is still into two bottom quarks, but we will assume that its mass m_A has already been measured with 10% precision from a dedicated study of the $A \rightarrow \tau^+ \tau^-$ channel, similar to [31]. We will however conclude this paper by showing how our method could also be used to obtain a quite precise determination of the CP-odd Higgs mass, without such input.

The dominant backgrounds for the considered final state consist of direct chargino pair production plus jets, and SM $t\bar{t}$ and WW + jets processes with the W bosons decaying leptonically. A set of kinematic cuts has been chosen in order to maximize the signal over background ratio. In particular, each event is required to have exactly two opposite sign leptons with $|\eta| < 2.5$, and two b-jets with $p_T > 20$ GeV, $|\eta| < 2.5$. Moreover large cuts on the total missing transverse momentum ($\cancel{E}_T > 130$ GeV), the p_T of the two leptons ($p_T^{\ell_1} > 80$ GeV, $p_T^{\ell_2} > 40$ GeV), and on the m_{T2} variable ($m_{T2} > 120$ GeV) are applied to successfully reduce the backgrounds.

The associated CP-odd Higgs cross section has been calculated using FeynHiggs2.9.5 [32]. For the $\tilde{\chi}_1^+ \tilde{\chi}_1^- + \text{jets}$ process we used the LO cross section of chargino pair production with

up to two matrix–element partons matched to the Pythia 6.42 parton shower via MLM merging scheme implemented in the MadGraph5–Pythia 6.42 interface [33, 34]. It is to be noted that the $\tilde{\chi}_1^+ \tilde{\chi}_1^- + \text{jets}$ cross section used in our simulation is not scaled by any NLO K-factor: however the contribution of this process is subdominant w.r.t. the $t\bar{t}$ process, and we think that including higher order effects would not change our results. The values of the SM cross sections are reported in [35, 36]. The corresponding values are summarized in table 1.

We set the branching ratio of the chargino decay into charged lepton and sneutrino to 1.0. We do not consider topologies in which the chargino decays into a W boson and neutralino, and into a charged slepton and a neutrino, since they would be categorised in the Φ_{min} case, the extra assumption Φ_s being absent in these cases. In the MSSM the mass splitting between left–handed sneutrinos and left–handed charged sleptons is small, and if the phase space for $\tilde{\chi}_1^\pm \rightarrow \tilde{\ell}^\pm \nu_\ell$ is as large as $\tilde{\chi}_1^\pm \rightarrow \ell^\pm \tilde{\nu}_\ell$, the branching ratio for our target decay becomes about 0.5. Sneutrinos can be significantly lighter than the left–handed charged sleptons if light right–handed sneutrinos are introduced together with a large A –term. In this case, the sneutrinos can be the only sfermions lighter than $\tilde{\chi}_1^\pm$ and $\text{BR}(\tilde{\chi}_1^\pm \rightarrow \ell^\pm \tilde{\nu}_\ell) = 1.0$ can be realised. It should be further noted that our procedure applies to both the cases in which the sneutrino is either long–lived or decays to invisible particles. The leptonic branching ratio of the W boson is set to 0.216 [37].

MadGraph5 is used to generate all parton–level events, which are then interfaced with the Pythia 6.42 parton shower. These are then passed to Delphes 3.0 [38] to simulate the ATLAS detector in a fast manner, following the specifications reported in [31]. The public code described in [23] is used to evaluate m_{T2} for each event.

	$Ab\bar{b}$	$\tilde{\chi}_1^+ \tilde{\chi}_1^- + \text{jets}$	$t\bar{t}$	$WW + \text{jets}$
$\sigma \cdot \text{BR} [\text{pb}]$	0.023	0.079	40.92	5.80

Table 1. Cross sections at LHC14 for the signal and background processes considered in our study, before cuts.

A signal over background ratio of $S/B \sim 6.5$ with roughly 1000 remaining signal events is obtained with this setup, and the events passing the selection cuts are then used as input for our mass measurement method. In particular, we have simulated 100 independent signal and background measurements at LHC14 with 300 fb^{-1} integrated luminosity, to evaluate a statistical uncertainty on our observables.

In the following we attempt to determine m_N by measuring the endpoint of the \tilde{m}_N^{max} distribution: $m_N^{\text{exp}} \equiv (\tilde{m}_N^{\text{max}})^{\text{endpoint}}$. We eventually determine m_X by measuring the endpoint of the $\tilde{m}_X^{\text{min}}(m_N^{\text{exp}})$ distribution: $m_X^{\text{exp}} \equiv [\tilde{m}_X^{\text{min}}(m_N^{\text{exp}})]^{\text{endpoint}}$. Because of detector resolution and a finite width of the decaying particles, the observed distributions might exceed the theoretical endpoints. Since off–shell effects of SUSY particles are negligible compared to the impact of detector resolution, we neglect the width effect for SUSY particles in our anal-

ysis. We have also neglected the W -boson width, which might as well cause a visible effect. Our estimation of the WW and $t\bar{t}$ backgrounds are therefore possibly underestimated.

We have developed a numerical procedure to evaluate the endpoint of the different distributions, in order to minimise any potential bias in extracting these endpoints. In particular we randomly generate a large number of mass intervals, varying their midpoint and width, and store the ratio of events in the right-half of the interval over the number of events in the left-half of the interval (or left-half to right-half, depending on if it is a minimum or maximum endpoint being looked for, respectively). Each ratio is then weighted by the inverse of the interval width and by the number of events in the right-half (left-half) of the interval, so as to give greater weight to steeper drops and to more statistically significant drops, i.e. so that a drop from say 100 to 50 events receives a greater weight than a drop from 2 to 1 events. The distribution of the weighted ratios with respect to the corresponding midpoints should eventually peak at the position of the endpoint, which is then finally evaluated as the midpoint value with the highest weighted ratio.

As well as providing a measure of the endpoint position, this procedure allows us to determine an “absolute” value of the steepness of a distribution at its endpoint just by summing all the binned ratios: the simple idea is that the higher the sum, the “steeper” the endpoint. This steepness evaluation will be useful in the following.

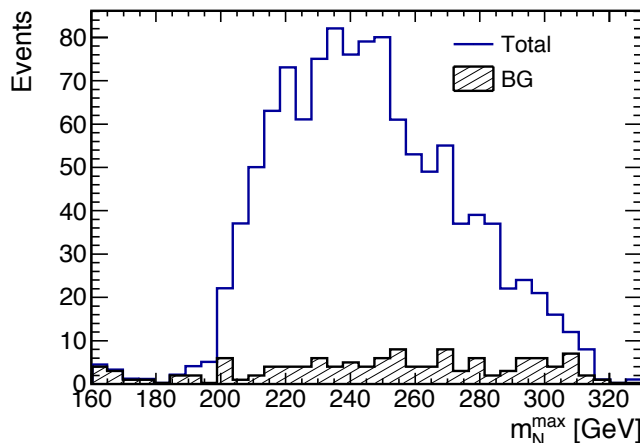


Figure 8. \tilde{m}_N^{\max} distribution of a single signal and background simulation at LHC14 with 300 fb^{-1} integrated luminosity. We considered $m_A = 800 \text{ GeV}$, $m_{\tilde{\chi}_1^\pm} = 350 \text{ GeV}$ and $m_{\tilde{\nu}} = 200 \text{ GeV}$.

In figure 8 we show a typical \tilde{m}_N^{\max} distribution of a single LHC14 simulation. From our numerical procedure we can then evaluate the left-hand side endpoint, corresponding to the m_N^{exp} value of the single LHC14 simulation. By averaging over the 100 different simulations we obtain a measurement of the invisible mass m_N^{exp} of

$$m_N^{\text{exp}} = 195.9 \pm 2.5 \text{ GeV} , \quad (3.1)$$

remarkably close to the true value $m_N = 200 \text{ GeV}$, where the uncertainty is calculated as standard deviation from the 100 independent measurements.

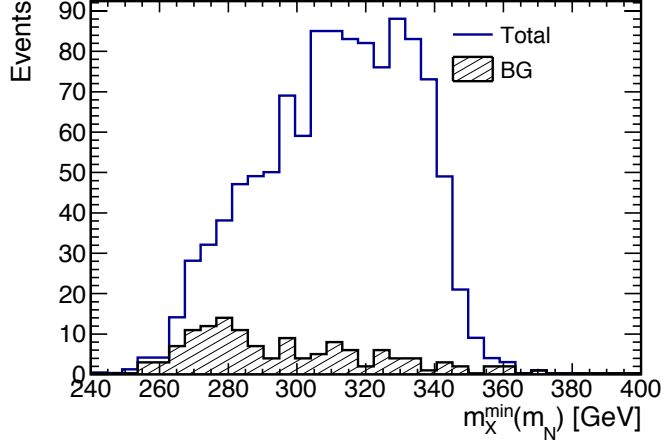


Figure 9. $\tilde{m}_X^{\min}(m_N^{\text{exp}})$ distribution of a single signal and background simulation at LHC14 with 300 fb^{-1} integrated luminosity. We considered $m_A = 800 \text{ GeV}$, $m_{\tilde{\chi}_1^\pm} = 350 \text{ GeV}$ and $m_{\tilde{\nu}} = 200 \text{ GeV}$. The m_N^{exp} value has been extracted from the endpoint of the \tilde{m}_N^{max} distribution.

In figure 9 we show a typical $\tilde{m}_X^{\min}(\tilde{m}_N)$ distribution of a single LHC14 simulation, where $\tilde{m}_N = m_N^{\text{exp}} = 195.9 \text{ GeV}$ is assumed. As before, we obtain a measurement of the chargino mass m_X^{exp} of

$$m_X^{\text{exp}} = 362.0 \pm 4.6 \text{ GeV} , \quad (3.2)$$

again close to the true value $m_X = 350 \text{ GeV}$.

We can see in both cases that there is some difference between the true masses and those extracted from the endpoint measurements. This can be traced back to detector effects and to background contamination, which tend to smear the endpoints of the mass distributions, as can be seen in figures 8 and 9, although with further refinements to our edge measurement technique, it is also possible that this offset may in general be reduced. However it is clear that this reasonably small effect can be corrected for in any experimental analysis, by comparing the measured endpoint values with simulation.

We have so far assumed that the mass of the resonance is precisely known. In realistic situations, our knowledge of m_A is limited by the experimental uncertainty. To study this effect, we interpret the m_A in eq. (1.3) as a variable and allow the observables defined in eqs. (2.8) and (2.9) to depend on \tilde{m}_A , that is we have $\tilde{m}_X^{\min}(\tilde{m}_A, \tilde{m}_N)$, $\tilde{m}_N^{\text{max}}(\tilde{m}_A)$. In figure 10 we plot the endpoints of the $\tilde{m}_N^{\text{max}}(\tilde{m}_A)$ distribution for different hypotheses on \tilde{m}_A . It is also shown how a 10% uncertainty on m_A affects this m_N^{exp} measurement, namely introducing a $\sim 20\%$ uncertainty. It is worth mentioning that the correlation among different test masses has been discussed in [39].

The endpoints of the $\tilde{m}_X^{\min}(\tilde{m}_A, m_N^{\text{exp}})$ distribution are shown in figure 11: for each \tilde{m}_A hypothesis, we have determined the corresponding m_N^{exp} value, and then used this as an input for the $\tilde{m}_X^{\text{max}}(\tilde{m}_A, m_N^{\text{exp}})$ distribution. It is also shown how a 10% uncertainty on m_A affects the m_X^{exp} measurement, namely introducing a $\sim 20\%$ uncertainty.

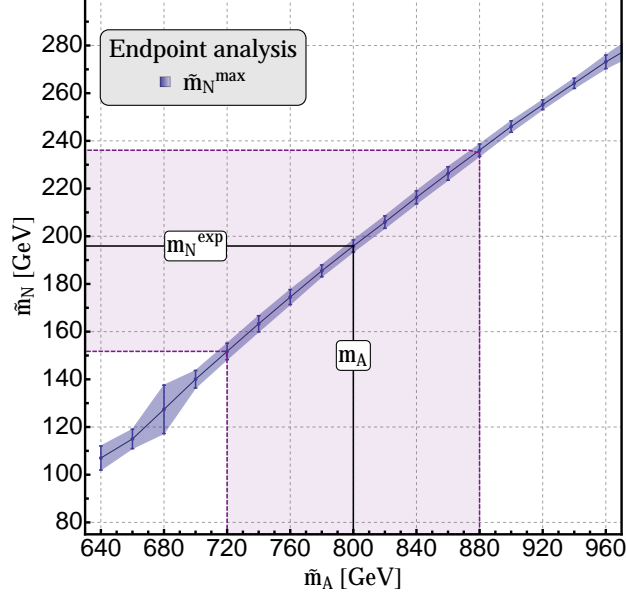


Figure 10. Endpoint measurements of the $\tilde{m}_N^{\max}(\tilde{m}_A)$ distribution for different \tilde{m}_A hypotheses. Each value represents the average endpoint measurement and corresponding standard deviation from the 100 independent LHC14 simulations. A band showing the effect of a 10% uncertainty on m_A is also shown.

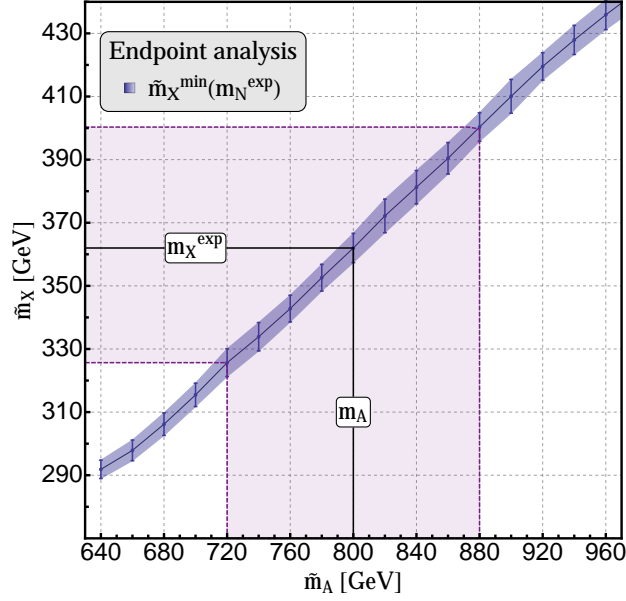


Figure 11. Endpoint measurements of the $\tilde{m}_X^{\min}(\tilde{m}_A, m_N^{\text{exp}})$ distribution for different \tilde{m}_A hypotheses. Each value represents the average endpoint measurement and corresponding standard deviation from the 100 independent LHC14 simulations. A band showing the effect of a 10% uncertainty on m_A is also shown.

It has previously been claimed that a simultaneous measurement of (m_N, m_X) is possible by using the kink structure arising in the distribution of the endpoints of the $m_{T2}(\tilde{m}_N)$

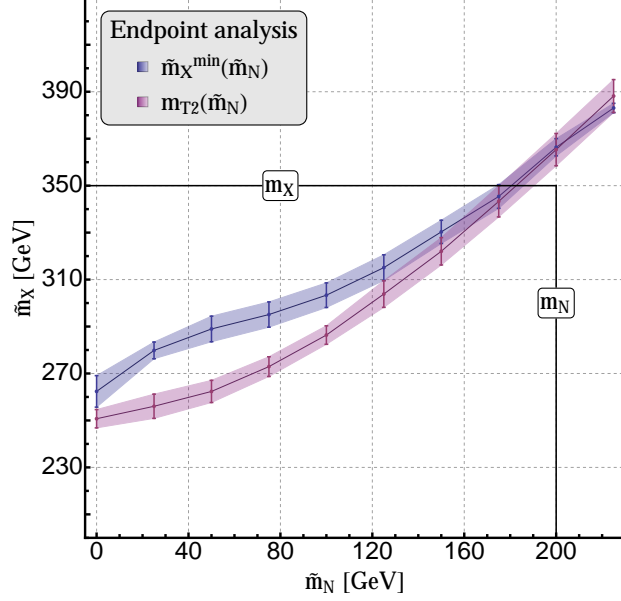


Figure 12. $\tilde{m}_X^{\min}(\tilde{m}_N)$ and $m_{T2}(\tilde{m}_N)$ distributions as functions of \tilde{m}_N : they overlap in the vicinity of the true masses \mathbf{m}^{true} .

variable as a function of \tilde{m}_N , see [13, 14, 23]. However, this kink resides at the tail of the $m_{T2}(\tilde{m}_N)$ distribution, making an accurate measurement difficult. On the other hand, even if such a kink structure is not evident, at the true invisible mass m_N the endpoint of the $m_{T2}(\tilde{m}_N = m_N)$ distribution for a large number of events should always coincide with the *mother* particle mass m_X , namely the chargino mass in our example. Therefore, by comparing the endpoints of the $\tilde{m}_X^{\min}(\tilde{m}_N)$ and $m_{T2}(\tilde{m}_N)$ distributions (assuming the true CP-odd Higgs mass m_A), we should be able to see that the two distributions coincide at \mathbf{m}^{true} , as can be clearly seen from figure 12, recalling that the endpoint measurement tends to overestimate by $\mathcal{O}(10 \text{ GeV})$ the m_X mass measurement.

The latter result should be viewed as a cross-check of the validity of our procedure rather than a direct measurement of the true masses, because of the rather large semi-overlapping region of the two curves. We can also see that there is not a clear kink structure in the $m_{T2}(\tilde{m}_N)$ distribution, and thus this could not provide a precise mass measurement, at least for the case we have considered.

Throughout the previous sections, the mass of the resonance, m_A , has been assumed to be already (well) measured, to within 10% uncertainty, in order to simultaneously evaluate $(m_N^{\text{exp}}, m_X^{\text{exp}})$. However, if a wrong value for m_A is used, then the Φ_s constraint of (1.3) no longer corresponds to the correct event kinematics, and one cannot expect the boundary variables, e.g. \tilde{m}_N^{max} , to have a sharp endpoint structure. This observation may be used to measure the mass of the resonance.

For example, one can expect the slope of $\tilde{m}_N^{\text{max}}(\tilde{m}_A)$ at the endpoint to become steeper as the input value, \tilde{m}_A , approaches m_A , where we will expect a sharper endpoint structure.

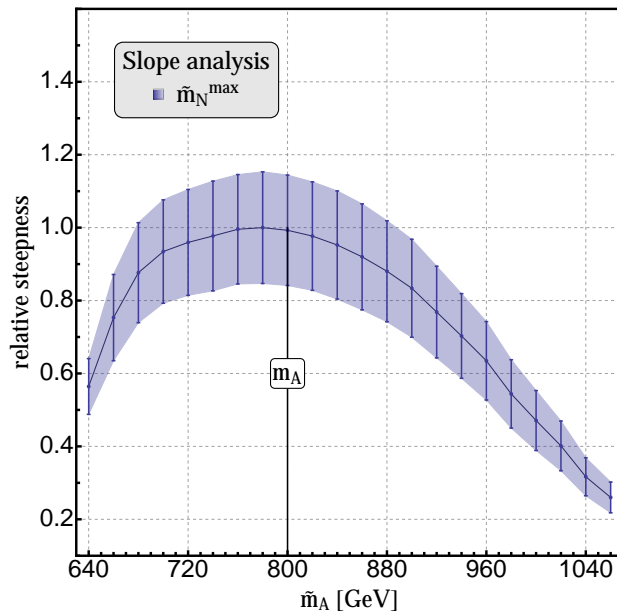


Figure 13. Slope measurement at the endpoint of the $\tilde{m}_N^{\max}(\tilde{m}_A)$ distribution: the values are normalised w.r.t. the maximum measured steepness. Note that the maximum is observed near $\tilde{m}_A = m_A$.

This feature is indeed seen in figure 13, where we plot the “absolute steepness” of the \tilde{m}_N^{\max} distribution as a function of \tilde{m}_A , with the steepness evaluated from our numerical procedure described before. We have plotted the average values and corresponding standard deviations from the 100 independent LHC14 simulations, normalizing to the maximum steepness value for each simulation, such that the plot peaks at 1.0. We expect this behavior to hold for other mass choices, but a more systematic understanding of this effect and its application to these and other mass measurements is the subject of ongoing studies. Furthermore, the steepness measurement is possible using also the $\tilde{m}_X^{\min}(\tilde{m}_A, m_N^{\text{exp}})$ distribution, but we find a clearer peaking structure for the case of $\tilde{m}_N^{\max}(\tilde{m}_A)$ in our scenario.

Using this observation, we can eventually obtain a mass measurement of m_A , namely given by the \tilde{m}_A hypothesis which provides the highest steepness of the $\tilde{m}_N^{\max}(\tilde{m}_A)$ distribution. By averaging over the 100 different LHC14 simulations, we finally measure m_A^{exp} as

$$m_A^{\text{exp}} = 776.4 \pm 34.3 \text{ GeV} . \quad (3.3)$$

The relatively large error on this value indicates how this result should be used only as a guide to infer the mass of the resonance A , although with further work on the precise manner in which the steepness of the $\tilde{m}_N^{\max}(\tilde{m}_A)$ distribution is evaluated, it may be possible to reduce this uncertainty.

4 Conclusions

In this work a model-independent method for mass measurements at hadron colliders, in semi-invisible decay chains of pair produced particles, has been discussed. We have considered as a benchmark the process $pp \rightarrow Ab\bar{b} \rightarrow \tilde{\chi}_1^+ \tilde{\chi}_1^- b\bar{b} \rightarrow (\ell^+ \tilde{\nu}_\ell) (\ell^- \tilde{\nu}_\ell) b\bar{b}$, where A is the MSSM CP-odd Higgs. Here, the chargino $\tilde{\chi}_1^\pm \equiv X$ and LSP $\tilde{\nu}_\ell \equiv N$ masses are undetermined. Analytic solutions of the final state system, taking into account the mass-shell conditions, constrain the possible $(\tilde{m}_N, \tilde{m}_X)$ mass hypotheses consistent with the measured momenta for each event. Given this kinematically consistent mass region, one can then construct new useful variables, and the distribution of these from a large number of events is found to exhibit a sharp endpoint at the true chargino and LSP masses, respectively.

In particular we have shown that with this method one can obtain a precise measurement of (m_N, m_X) at the $\sqrt{s} = 14$ TeV LHC, with 300 fb^{-1} of integrated luminosity. It is to be noted that the only additional information that has to be provided is the mass of the resonance A , from whose decay the charginos are pair produced. The total missing momentum is not required to be an input of our analysis, as was considered in [29, 30]: our approach reflects a more common measurement scenario at the LHC.

Furthermore we have shown for our benchmark example that the value of the slope of the \tilde{m}_N^{max} distribution at the corresponding endpoint for different \tilde{m}_A hypotheses develops a peak at the true mass m_A , and thus this fact could provide a guide to infer the mass of the resonance A . A more systematic understanding and application of this effect to mass measurements is the subject of ongoing studies.

Acknowledgments

We thank Jürgen Reuter and Maikel de Vries for useful discussions. M.T. has been partially supported by the Deutsche Forschungsgemeinschaft within the Collaborative Research Center SFB 676 "Particles, Strings, Early Universe". K.S. has been partially supported by the London Centre for Terauniverse Studies (LCTS), using funding from the European Research Council via the Advanced Investigator Grant 267352.

References

- [1] I. Hinchliffe, F. Paige, M. Shapiro, J. Soderqvist, and W. Yao, *Precision SUSY measurements at CERN LHC*, *Phys.Rev.* **D55** (1997) 5520–5540, [[hep-ph/9610544](#)].
- [2] I. Hinchliffe and F. Paige, *Measurements in gauge mediated SUSY breaking models at CERN LHC*, *Phys.Rev.* **D60** (1999) 095002, [[hep-ph/9812233](#)].
- [3] B. Allanach, C. Lester, M. A. Parker, and B. Webber, *Measuring sparticle masses in nonuniversal string inspired models at the LHC*, *JHEP* **0009** (2000) 004, [[hep-ph/0007009](#)].

- [4] K. Desch, J. Kalinowski, G. A. Moortgat-Pick, M. Nojiri, and G. Polesello, *SUSY parameter determination in combined analyses at LHC / LC*, *JHEP* **0402** (2004) 035, [[hep-ph/0312069](#)].
- [5] K. Kawagoe, M. Nojiri, and G. Polesello, *A New SUSY mass reconstruction method at the CERN LHC*, *Phys.Rev.* **D71** (2005) 035008, [[hep-ph/0410160](#)].
- [6] H.-C. Cheng, J. F. Gunion, Z. Han, G. Marandella, and B. McElrath, *Mass determination in SUSY-like events with missing energy*, *JHEP* **0712** (2007) 076, [[arXiv:0707.0030](#)].
- [7] H.-C. Cheng, D. Engelhardt, J. F. Gunion, Z. Han, and B. McElrath, *Accurate Mass Determinations in Decay Chains with Missing Energy*, *Phys.Rev.Lett.* **100** (2008) 252001, [[arXiv:0802.4290](#)].
- [8] H.-C. Cheng, J. F. Gunion, Z. Han, and B. McElrath, *Accurate Mass Determinations in Decay Chains with Missing Energy. II*, *Phys.Rev.* **D80** (2009) 035020, [[arXiv:0905.1344](#)].
- [9] B. Webber, *Mass determination in sequential particle decay chains*, *JHEP* **0909** (2009) 124, [[arXiv:0907.5307](#)].
- [10] M. M. Nojiri, K. Sakurai, and B. R. Webber, *Reconstructing particle masses from pairs of decay chains*, *JHEP* **1006** (2010) 069, [[arXiv:1005.2532](#)].
- [11] M. Burns, K. Kong, K. T. Matchev, and M. Park, *Using Subsystem MT_2 for Complete Mass Determinations in Decay Chains with Missing Energy at Hadron Colliders*, *JHEP* **0903** (2009) 143, [[arXiv:0810.5576](#)].
- [12] P. Konar, K. Kong, K. T. Matchev, and M. Park, *Dark Matter Particle Spectroscopy at the LHC: Generalizing $M(T_2)$ to Asymmetric Event Topologies*, *JHEP* **1004** (2010) 086, [[arXiv:0911.4126](#)].
- [13] W. S. Cho, K. Choi, Y. G. Kim, and C. B. Park, *Gluino Transverse Mass*, *Phys.Rev.Lett.* **100** (2008) 171801, [[arXiv:0709.0288](#)].
- [14] W. S. Cho, K. Choi, Y. G. Kim, and C. B. Park, *Measuring superparticle masses at hadron collider using the transverse mass kink*, *JHEP* **0802** (2008) 035, [[arXiv:0711.4526](#)].
- [15] M. M. Nojiri, Y. Shimizu, S. Okada, and K. Kawagoe, *Inclusive transverse mass analysis for squark and gluino mass determination*, *JHEP* **0806** (2008) 035, [[arXiv:0802.2412](#)].
- [16] M. M. Nojiri, K. Sakurai, Y. Shimizu, and M. Takeuchi, *Handling jets + missing $E(T)$ channel using inclusive $m(T_2)$* , *JHEP* **0810** (2008) 100, [[arXiv:0808.1094](#)].
- [17] S.-G. Kim, N. Maekawa, K. I. Nagao, M. M. Nojiri, and K. Sakurai, *LHC signature of supersymmetric models with non-universal sfermion masses*, *JHEP* **0910** (2009) 005, [[arXiv:0907.4234](#)].
- [18] M. M. Nojiri and K. Sakurai, *Controlling ISR in sparticle mass reconstruction*, *Phys.Rev.* **D82** (2010) 115026, [[arXiv:1008.1813](#)].
- [19] N. Pietsch, J. Reuter, K. Sakurai, and D. Wiesler, *Extracting Gluino Endpoints with Event Topology Patterns*, *JHEP* **1207** (2012) 148, [[arXiv:1206.2146](#)].
- [20] A. J. Barr and C. G. Lester, *A Review of the Mass Measurement Techniques proposed for the Large Hadron Collider*, *J.Phys.* **G37** (2010) 123001, [[arXiv:1004.2732](#)].
- [21] G. F. Giudice and A. Strumia, *Probing High-Scale and Split Supersymmetry with Higgs Mass Measurements*, *Nucl.Phys.* **B858** (2012) 63–83, [[arXiv:1108.6077](#)].

- [22] M. Ibe and T. T. Yanagida, *The Lightest Higgs Boson Mass in Pure Gravity Mediation Model*, *Phys.Lett.* **B709** (2012) 374–380, [[arXiv:1112.2462](#)].
- [23] H.-C. Cheng and Z. Han, *Minimal Kinematic Constraints and $m(T_2)$* , *JHEP* **0812** (2008) 063, [[arXiv:0810.5178](#)].
- [24] C. Lester and D. Summers, *Measuring masses of semiinvisibly decaying particles pair produced at hadron colliders*, *Phys.Lett.* **B463** (1999) 99–103, [[hep-ph/9906349](#)].
- [25] **UA1 Collaboration**, G. Arnison et al., *Further Evidence for Charged Intermediate Vector Bosons at the SPS Collider*, *Phys.Lett.* **B129** (1983) 273–282.
- [26] A. J. Barr, B. Gripaios, and C. G. Lester, *Weighing Wimps with Kinks at Colliders: Invisible Particle Mass Measurements from Endpoints*, *JHEP* **0802** (2008) 014, [[arXiv:0711.4008](#)].
- [27] P. Konar, K. Kong, K. T. Matchev, and M. Park, *Superpartner Mass Measurement Technique using 1D Orthogonal Decompositions of the Cambridge Transverse Mass Variable M_{T_2}* , *Phys.Rev.Lett.* **105** (2010) 051802, [[arXiv:0910.3679](#)].
- [28] T. Cohen, E. Kuflik, and K. M. Zurek, *Extracting the Dark Matter Mass from Single Stage Cascade Decays at the LHC*, *JHEP* **1011** (2010) 008, [[arXiv:1003.2204](#)].
- [29] L. Harland-Lang, C. Kom, K. Sakurai, and W. Stirling, *Measuring the masses of a pair of semi-invisibly decaying particles in central exclusive production with forward proton tagging*, *Eur.Phys.J.* **C72** (2012) 1969, [[arXiv:1110.4320](#)].
- [30] L. Harland-Lang, C. Kom, K. Sakurai, and W. Stirling, *Mass Shell Technique for Measuring Masses of a Pair of Semi-Invisibly Decaying Particles*, *Phys.Rev.Lett.* **108** (2012) 181805, [[arXiv:1202.0047](#)].
- [31] **ATLAS Collaboration**, G. Aad et al., *Search for the neutral Higgs bosons of the Minimal Supersymmetric Standard Model in pp collisions at $\sqrt{s} = 7$ TeV with the ATLAS detector*, *JHEP* **1302** (2013) 095, [[arXiv:1211.6956](#)].
- [32] T. Hahn, S. Heinemeyer, W. Hollik, H. Rzehak, and G. Weiglein, *FeynHiggs 2.7*, *Nucl.Phys.Proc.Suppl.* **205-206** (2010) 152–157, [[arXiv:1007.0956](#)].
- [33] J. Alwall, M. Herquet, F. Maltoni, O. Mattelaer, and T. Stelzer, *MadGraph 5 : Going Beyond*, *JHEP* **1106** (2011) 128, [[arXiv:1106.0522](#)].
- [34] T. Sjostrand, S. Mrenna, and P. Z. Skands, *PYTHIA 6.4 Physics and Manual*, *JHEP* **0605** (2006) 026, [[hep-ph/0603175](#)].
- [35] M. Cacciari, M. Czakon, M. Mangano, A. Mitov, and P. Nason, *Top-pair production at hadron colliders with next-to-next-to-leading logarithmic soft-gluon resummation*, *Phys.Lett.* **B710** (2012) 612–622, [[arXiv:1111.5869](#)].
- [36] J. M. Campbell, R. K. Ellis, and C. Williams, *Vector boson pair production at the LHC*, *JHEP* **1107** (2011) 018, [[arXiv:1105.0020](#)].
- [37] **Particle Data Group**, J. Beringer et al., *Review of Particle Physics (RPP)*, *Phys.Rev.* **D86** (2012) 010001.
- [38] J. de Favereau, C. Delaere, P. Demin, A. Giammanco, V. Lemaître, et al., *DELPHES 3, A modular framework for fast simulation of a generic collider experiment*, [[arXiv:1307.6346](#)].
- [39] A. de Gouvea and A. C. Kobach, *The Lightest Massive Invisible Particles at the LHC*, *Nuclear Physics B* **874** (2013) 399–412, [[arXiv:1209.6627](#)].