

Electronic structure and transport in approximants of the Penrose tiling

Guy Trambly de Laissardière,¹ Attila Szállás,² and Didier Mayou³

¹*Laboratoire de Physique théorique et Modélisation,
CNRS and Université de Cergy-Pontoise, F-95302 Cergy-Pontoise, France*

²*Wigner Research Centre for Physics,
P.O. Box 49, H-1525 Budapest, Hungary*

³*Univ. Grenoble Alpes, Institut NEEL, F-38042 Grenoble, France
CNRS, Institut NEEL, F-38042 Grenoble, France*

(Dated: February 22, 2018)

Abstract

We present numerical calculations of electronic structure and transport in Penrose approximants. The electronic structure of perfect approximants shows a spiky density of states and a tendency to localization that is more pronounced in the middle of the band. Near the band edges the behavior is more similar to that of free electrons. These calculations of band structure and in particular the band scaling suggest an anomalous quantum diffusion when compared to normal ballistic crystals. This is confirmed by a numerical calculation of quantum diffusion which shows a crossover from normal ballistic propagation at long times to anomalous, possibly insulator-like, behavior at short times. The time scale $t^*(E)$ for this crossover is computed for several approximants and is detailed. The consequences for electronic conductivity are discussed in the context of the relaxation time approximation. The metallic like or non metallic like behavior of the conductivity is dictated by the comparison between the scattering time due to defects and the time scale $t^*(E)$.

PACS numbers:

1. Introduction

Since the discovery of Shechtman et al. [1] numerous experimental studies indicated that the conduction properties of several stable quasicrystals (AlCuFe, AlPdMn, AlPdRe...) are quite opposite to those of good metals [2–6]. It appears also that the medium range order, over one or a few nanometers, is the relevant length scale that determines conductivity. In particular, the role of transition elements enhancing localization has been often studied [7–12]. There is now strong evidence that these nonstandard properties result from a new type of breakdown of the semiclassical Bloch-Boltzmann theory of conduction [13–16]. On the other hand, the specific role of long range quasiperiodic order on transport properties is still an open question in spite of a large number of studies (see Refs. [17–34] and Refs. therein). In this paper, we study “how electrons propagate” in approximants of the rhombic Penrose tiling P3 (PT in what follows). This tiling is one of the well-known quasiperiodic tilings that have been used to understand the influence of quasiperiodicity on electronic transport [19, 20, 22, 23, 30, 32, 33]. The main objective is to show that non standard conduction properties result from purely quantum effects due to quasiperiodicity that cannot be interpreted through the semiclassical theory of transport.

2. Approximants of Penrose tiling

To study electronic properties of Penrose tiling, we consider a series of periodic approximants, called Taylor approximants, proposed by M. Duneau and M. Audier [35]. These approximants have defects as compared to the infinite perfect tiling, but the relative number of defects becomes negligible as their size increases. They has been used to study the magnetic properties of PT [36, 37]. Here we study electronic structure and quantum diffusion in three Taylor approximants, T = 3, 4 and 5. Their rectangular cells $L_x \times L_y$ are $24.80a \times 21.09a$, $40.12a \times 34.13a$, and $64.92a \times 55.23a$, respectively. a is the tile edge length. They contain 644, 1686 and 4414 sites, respectively.

3. Electronic structure

We study a pure hopping Hamiltonian

$$\hat{H} = \gamma \sum_{\langle i,j \rangle} |i\rangle\langle j| \quad (1)$$

where i indexes s orbitals $|i\rangle$ located on all vertexes. For realistic order of magnitude of the model one can choose the strength of the hopping between orbitals $\gamma = 1$ eV. Indices i, j label the nearest neighbors at tile edge distance a . The properties of this model depend only on the topology of the tiling. The electronic eigenstates $|n\vec{k}\rangle$, with wave vector \vec{k} and energy $E_n(\vec{k})$, are computed by diagonalization in the reciprocal space for a number N_k of vectors \vec{k} in the first Brillouin zone. The density of states (DOS), $n(E)$, is calculated by,

$$n(E) = \left\langle \delta(E - \hat{H}) \right\rangle_{E_n=E} \quad (2)$$

where $\langle \dots \rangle_{E_n=E}$ is the average on states with energy E . It is obtained by taking the eigenstates for each \vec{k} vector with energy $E_n(\vec{k})$ such that $E - \delta E/2 < E_n(\vec{k}) < E + \delta E/2$. δE is the energy resolution of the calculation. When N_k is too small, the calculated quantities are sensitive to N_k . Therefore N_k is increased until the results do not depend significantly on N_k . We use $\delta E = 0.01$ eV; $N_k = 144^2, 96^2$ and 48^2 for Taylor approximants $T = 3, 4$ and 5 , respectively.

Density of states

The density of states is shown in figure 1a. As expected [17, 28, 29], it is symmetric with respect to $E = 0$. The main characteristic of these DOS are similar to that obtained by Zijlstra [28, 29], for an other family of Penrose approximants. At $E = 0$ a strictly localized state is obtained [17, 38]. A gap is found for energy $|E| < \sim 0.13$ eV and a small gap with a width less than 0.01 eV seem to be at $|E| \simeq 2.7$ eV [28, 29]. Other fine gaps could be present at $|E| \simeq 0.3, 0.5, 1.7$ eV (...) but our energy resolution can not obtain them. The DOS is more spiky at the center of the band ($|E| < 2$) and smooth near the band edges ($|E| > 2$).

Participation ratio

In order to quantify this localization phenomenon, we compute the average participation ratio defined by,

$$p(E) = \left\langle \left(N \sum_{i=1}^N |\langle i | n\vec{k} \rangle|^4 \right)^{-1} \right\rangle_{E_n=E}, \quad (3)$$

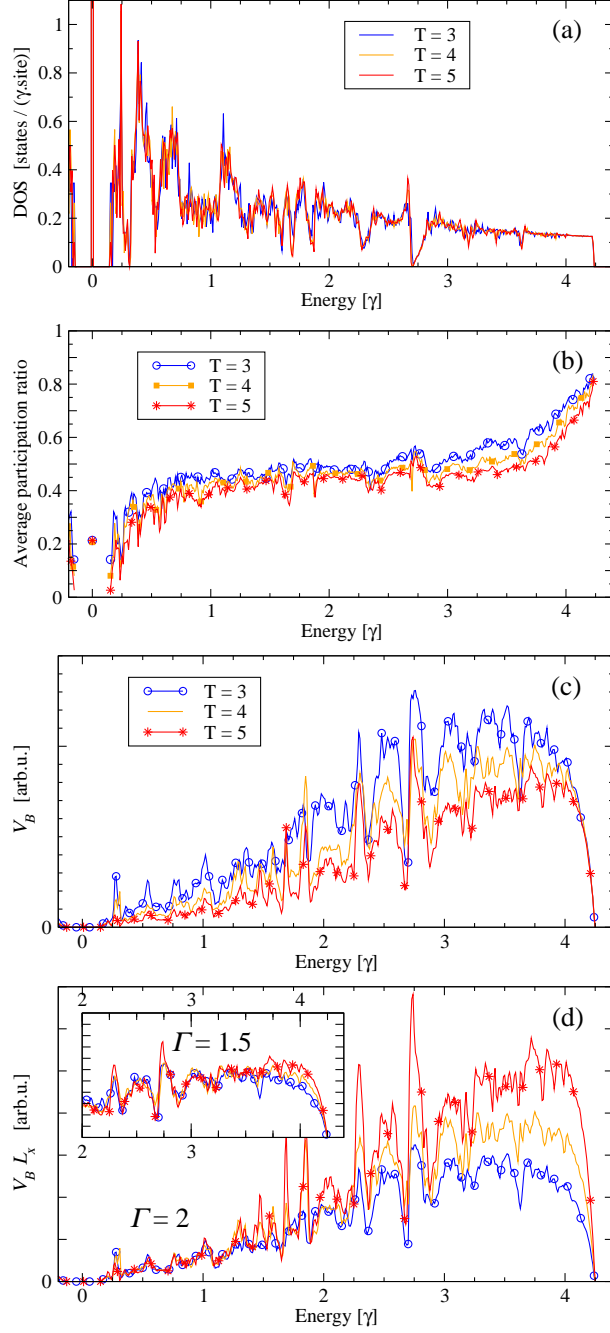


Fig. 1: (colour online) Electronic structure in Penrose approximants. (a) Total density of states (DOS) $n(E)$. DOS is symmetric w.r.t. $E = 0$. (b) Average participation ratio $p(E)$. (c) Average Boltzmann velocity $V_B(E)$ along the x direction, (d) $V_B(E) \times L_x^{\Gamma-1}$ versus energy E for $\Gamma = 2$ [Insert: $\Gamma = 1.5$.]

where i indexes orbitals in a unit cell and N is the number of atoms in this unit cell. For completely delocalized eigenstates p is equal to 1. On the other hand, states localized on one site have a small p value: $p = 1/N$. Figure 1b shows clearly a stronger localization of electronic states for larger approximants.

Band scaling

The average Boltzmann velocity along the x direction is computed by,

$$V_B(E) = \sqrt{\left\langle |\langle n\vec{k} | \hat{V}_x | n\vec{k} \rangle|^2 \right\rangle_{E_n=E}}, \quad (4)$$

where the velocity operator along the x direction is $\hat{V}_x = [\hat{X}, \hat{H}]/(i\hbar)$, with \hat{X} the position operator. V_B is the average intra-band velocity,

$$V_B(E) = \frac{1}{\hbar} \left\langle \frac{\partial E_n(\vec{k})}{\partial k_x} \right\rangle_{E_n=E}. \quad (5)$$

Figure 1c shows a smaller velocity at the center of the band ($|E| < 2$). When the size of the approximant increases, V_B decreases as expected from band scaling analysis [16, 19–21]. Typically the width ΔE of a band $E_n(\vec{k})$ varies in the k_x direction like, $\Delta E \propto L_x^{-\Gamma}$, where L_x is the length of the unit cell in the x direction. The exponent Γ depend on E and the diffusion properties of the structure. For normal metallic crystals $\Gamma = 1$, for disordered metallic alloys the electronic states are diffusive and $\Gamma = 2$. From equation (5), the Boltzmann velocity should satisfy that $V_B \propto L_x^{1-\Gamma}$. Figure 1d shows $V_B L_x^{\Gamma-1}$ versus energy E . For $\Gamma \simeq 2$ the value of $V_B(E) L_x^{\Gamma-1}$ are rather similar for the three approximants at the center of the band ($|E| < 2$). For $2 < |E| < 3.5$, it seems that $\Gamma \simeq 1.5$, and near the band edges, $|E| > 3.5$, states are almost ballistic $\Gamma \simeq 1$.

4. Electronic transport

Quantum diffusion

The band scaling has a direct consequence for the wave propagation in the medium. The mean spreading, $L_{\text{wp}}(t)$ of a wavepacket is neither ballistic (i.e. proportional to time t) as in perfect crystals nor diffusive (i.e. $L_{\text{wp}}(t) \propto \sqrt{t}$) as in disordered metals. In general at large t ,

$$L_{\text{wp}}(E, t) \propto t^{\beta(E)} \quad (6)$$

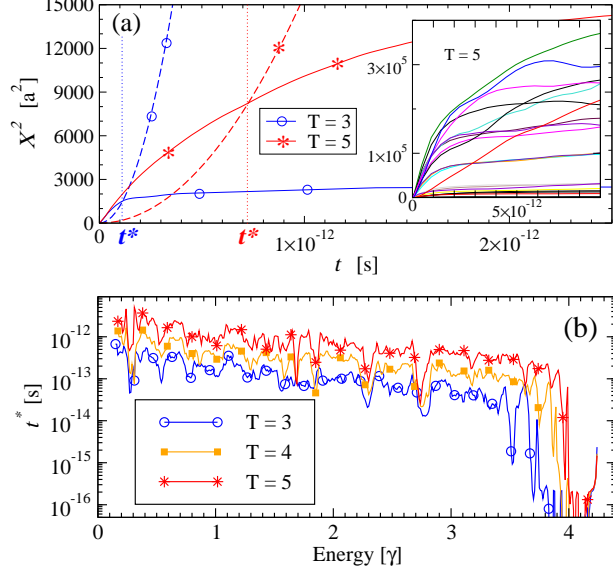


Fig. 2: (colour online) (a) Average square spreading versus time t at $E = 1.0$ eV in perfect Penrose approximants $T = 3$ and 5 : (dashed line) Boltzmann X_B^2 and (line) Non-Boltzmann X_{nB}^2 . [Insert: X_{nB}^2 versus time t at different energies in approximant $T = 5$.] (b) Time t^* in perfect Penrose approximants (see text).

The value of the exponent β in quasicrystals (or in approximants with size cell L_x going to infinity) can be related to Γ in finite approximants by $\beta = 1/\Gamma$ [16]. Thus our results on approximants show that states in Penrose tiling are diffusive ($\beta \simeq 0.5$) at the center of the band ($|E| < 2$), super-diffusive ($0.5 < \beta < 1$) for $2 < |E| < 3.5$, and almost ballistic ($\beta \sim 1$) near the band edges ($|E| > 3.5$).

It is possible to go beyond these qualitative arguments by defining in an exact manner the quantum diffusion as we show now. The average square spreading of states of energy E at time t along the x direction, is defined as:

$$X^2(E, t) = \left\langle \left(\hat{X}(t) - \hat{X}(0) \right)^2 \right\rangle_E, \quad (7)$$

with $\hat{X}(t)$ the Heisenberg representation of the operator. It can be shown that \hat{X} , is the sum of two term [13, 15],

$$X^2(E, t) = V_B^2(E)t^2 + X_{\text{nB}}^2(E, t). \quad (8)$$

The first term, $X_B = V_B^2(E)t^2$, is the ballistic (intra-band) contribution at energy E . The semiclassical model of the Bloch-Boltzmann transport theory amounts to taking into ac-

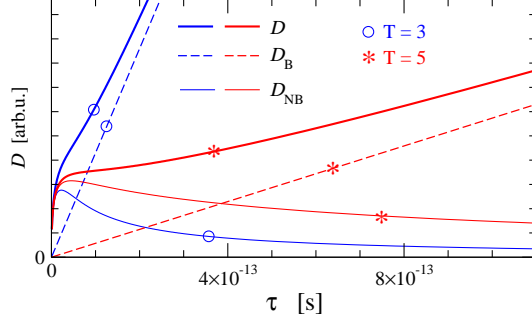


Fig. 3: (colour online) Diffusivity D , $D = D_B + D_{\text{nB}}$, in relaxation time approximation, versus scattering time τ , at $E_F = 1.0$ eV in Penrose approximants $T = 3$ and 5 .

count only this first term. The second term (inter-band contributions) $X_{\text{nB}}^2(E, t)$ is a non-Boltzmann contribution. It is due to the non-diagonal elements of the velocity operator and describes a spreading of the wave-function.

One defines the time $t^*(E)$ for which $X_B^2 = X_{\text{nB}}^2$ at energy E (figure 2a). For long time, $t > t^*$, the ballistic semiclassical contribution dominates the quantum diffusion but for short time, $t < t^*$, the non-ballistic contribution dominates (“low velocity regime” [13]). Therefore $t^*(E)$ is an important time scales for any approximant. On time scale larger than $t^*(E)$ the approximant behaves like a normal metal whereas on smaller time scales the approximant may behave quite differently and, in particular, may show insulator-like behavior (see below). When the size of the approximants increases, the characteristic time limit t^* of the crossover between ballistic and non-ballistic behavior increases (figure 2b.) Similar results has been found in approximants of octagonal tiling [34]. From ab-initio electronic structure calculation and in realistic approximants α -AlMnSi [13], $1/1$ AlCuFe [14] and in the complex metallic hexagonal phase λ -AlMn [15] it has been shown that the order of magnitude of $t^*(E)$ is about 10^{-14} or 10^{-13} s.

$X_{\text{nB}}^2(E, t)$ oscillates and is bounded by $L_{\text{nB}}(E)^2$, which depends on the energy E [15]. From numerical calculations (figure 2a), it is found that for many energies E , $X_{\text{nB}}^2(E, t)$ reaches rapidly its maximum limit $L_{\text{nB}}(E)^2$ and one can assume, $X_{\text{nB}}(E, t)^2 \simeq L_{\text{nB}}(E)^2$ for large t , and $t^* \simeq L_{\text{nB}}/V_B$.

Conductivity in the Relaxation Time Approximation

In the Relaxation Time Approximation (RTA) [13, 16, 25] the role of phonons and static defects are taken into account through a scattering time τ . τ decreases when temperature T

increases and when the number of static defects increases. The scattering time estimates in quasicrystals and approximants from transport measurements at low temperature (4 K) [2, 3] is about a few 10^{-14} s or even more. That is close to the time limit t^* between Boltzmann and non-Boltzmann behavior (see previous section). Therefore the non-Boltzmann behavior could play a crucial role in the conductivity.

At zero temperature, the static conductivity is given by the Einstein formula,

$$\sigma = e^2 n(E_F) D(E_F), \quad (9)$$

where E_F is the Fermi energy and D , the diffusivity which is the sum of a Boltzmann and non-Boltzmann terms,[13]

$$D(E_F) = D_B + D_{\text{nB}}(E_F), \quad \text{with } D_B = V_B^2(E_F)\tau. \quad (10)$$

$D_{\text{nB}}(E_F)$ is calculated numerically from eigenstates (see [15, 16]). Figure 3 shows the diffusivity in approximants $T = 3$ and 5 for $E_F = 1$ eV. At very low τ , $\tau < \sim 10^{-15}$ s, diffusivity is always ballistic, for larger τ values up to $\tau \simeq t^*$ the non-Boltzmann terms dominate, and for $\tau \gg t^*$ periodicity of approximants induces ballistic diffusivity. The intermediate zone, with a non metallic (non ballistic) behavior due to structure, is more important in the largest approximant, and it corresponds to realistic values of scattering time.

5. Conclusion

To summarize, we have presented a numerical study of electronic structure and quantum diffusion for a pure hopping Hamiltonian in approximants of Penrose tiling containing 644, 1686 and 4414 sites in a unit cell. When the size of the unit cell of the approximant increases the usual Boltzmann term for quantum diffusion (ballistic term) decreases rapidly and non-Boltzmann terms become essential to understand transport properties. These non-Boltzmann terms can have “insulator-like” behavior, suggesting that in larger approximants, “insulator-like” states, due to long range quasiperiodic order, could exist. Calculations in larger approximants are in progress.

Acknowledgements

We thank A. Jagannathan for fruitful discussions. The computations were performed

at the Centre de Calcul of the Université de Cergy-Pontoise. We thank Y. Costes and D. Domergue for computing assistance.

-
- [1] D. Shechtman, J. Blech, D. Gratias, J. W. Cahn, *Phys. Rev. Lett.* **53**, 1951-1953 (1984).
 - [2] S. J. Poon, *Adv. Phys.* **41**, 303-363 (1992).
 - [3] C. Berger, E. Belin, D. Mayou, *Ann. Chim. Mater (Paris)* **18**, 485-499 (1993).
 - [4] E. Belin, D Mayou, *Phys. Scr.* **T49A**, 356-359 (1993).
 - [5] C. Berger, in: *Lectures on Quasicrystals*, Eds. F. Hippert, D. Gratias, Les Editions de Physique, Les Ulis 1994, pp. 463-504.
 - [6] T. Grenet, in: *Quasicrystals: Current Topics*, Eds. E. Belin-Ferré, C. Berger, M. Quiquandon, A. Sadoc, World Scientific, Singapore 2000, pp. 455-474.
 - [7] T. Fujiwara, *Phys. Rev. B* **40**, 942-946 (1989).
 - [8] T. Fujiwara, S. Yamamoto, G. Trambly de Laissardière, *Phys. Rev. Lett.* **71**, 4166-4169 (1993).
 - [9] M. Krajčí, et al.: *Phys. Rev. B* **51**, 17355-17378 (1995).
 - [10] G. Trambly de Laissardière, D. Mayou, *Phys. Rev. B* **55**, 2890-2893 (1997).
 - [11] G. Trambly de Laissardière, S. Roche, D. Mayou, *Mat. Sci. Eng. A* **226-228**, 986-989 (1997).
 - [12] G. Trambly de Laissardière, D. Nguyen Manh, D. Mayou, *Prog. Mater. Sci.* **50**, 679-788 (2005).
 - [13] G. Trambly de Laissardière, J. P. Julien, D. Mayou, *Phys. Rev. Lett.* **97**, 026601-4 (2006).
 - [14] G. Trambly de Laissardière, J. P. Julien, D. Mayou, *Phil. Mag.* **88**, 2131-2144 (2008).
 - [15] G. Trambly de Laissardière, D. Mayou, *C. R. Physique, to appear*; cond-mat. arXiv:1309.6991 (2013).
 - [16] D. Mayou, G. Trambly de Laissardière, in: *Quasicrystals, series "Handbook of Metal Physics"*, Eds. T. Fujiwara, Y. Ishii, Elsevier Science, Oxford 2008, p. 209-265; arXiv:cond-mat/0701639 (2013).
 - [17] M. Kohmoto, B. Sutherland, *Phys. Rev. Lett.* **56**, 2740-2743 (1986).
 - [18] T. Fujiwara, M. Kohmoto, T. Tokihiro, *Phys. Rev. B* **40**, 7413-8416 (1989).
 - [19] C. Sire, J. Bellissard, *Europhys. Lett.* **11**, 439-443 (1990).
 - [20] B. Passaro, C. Sire, V. G. Benza, *Phys. Rev. B* **46**, 13751-13755 (1992).
 - [21] C. Sire, in: *Lectures on Quasicrystals*, Eds. F. Hippert, D. Gratias, Les Editions de Physique,

Les Ulis 1994, pp. 505-533.

- [22] A. Jagannathan, *J. Phys. I France* **4**, 133-138 (1994).
- [23] J. X. Zhong, R. Mosseri, *J. Phys. I France* **4**, 1513-1525 (1994).
- [24] S. Roche, D. Mayou, *Phys. Rev. Lett.* **79**, 2518-2521 (1997).
- [25] D. Mayou, *Phys. Rev. Lett.* **85**, 1290-1293 (2000).
- [26] S. Yamamoto, T. Fujiwara, *Phys. Rev. B* **51**, 8841-8847 (1995).
- [27] T. Fujiwara, T. Mitsui, S. Yamamoto, *Phys. Rev. B* **53**, R2910-R2913 (1996).
- [28] E. S. Zijlstra, T. Janssen, *Phys. Rev. B* **61**, 3377-3383 (2000).
- [29] E. S. Zijlstra, T. Janssen, *Mat. Sc. Eng.* **294-296**, 886-889 (2000).
- [30] E. S. Zijlstra, *Phys. Rev. B* **66**, 214202-4 (2002).
- [31] F. Triozon, Julien Vidal, R. Mosseri, D. Mayou, *Phys. Rev. B* **65**, R220202-4 (2002).
- [32] E. S. Zijlstra, *J. Non-Cryst. Solids* **334**, 126-129 (2004).
- [33] A. Jagannathan, P. Piéchon, *Phil. Mag.* **87**, 2389-2415 (2007).
- [34] G. Trambly de Laissardière, C. Oguey, D. Mayou, *Phil. Mag.* **91**, 2778-2786 (2011).
- [35] M. Duneau, M. Audier, in: *Lectures on Quasicrystals*, Eds. F. Hippert, D. Gratias, Les Editions de Physique, Les Ulis 1994, pp. 283-333.
- [36] A. Jagannathan, A. Szallas, S. Wessel, M. Duneau, *Phys. Rev. B* **75**, 212407-4 (2007).
- [37] A. Szallas, A. Jagannathan, *Phys. Rev. B* **77**, 104427-13 (2008).
- [38] M. Arai, T. Tokihiro, T. Fujiwara, M. Kohmoto *Phys. Rev. B* **38**, 1621-1626 (1988).