

APPROXIMATION IN $AC(\sigma)$

IAN DOUST AND MICHAEL LEINERT

ABSTRACT. In order to extend the theory of well-bounded operators to include operators with nonreal spectrum, Ashton and Doust introduced definitions for two new algebras of functions defined on a nonempty compact subset σ of the plane. These are the functions of bounded variation and the absolutely continuous functions on σ . Proofs involving absolutely continuous functions usually require that one first works with elements of a dense subset and then take limits. In this paper we present some new theorems about approximating absolutely continuous functions as well as providing missing proofs for some important earlier results.

1. INTRODUCTION

The algebra $BV(\sigma)$ of functions of bounded variation on a compact subset of the plane was introduced by Ashton and Doust [1] in order to provide a tool for analysing Banach space operators whose spectral expansions are of a conditional rather than unconditional nature. The subalgebra of absolutely continuous functions $AC(\sigma)$ was defined to be the closure of the set of polynomials in two variables in $BV(\sigma)$. This algebra plays a central role in the theory of $AC(\sigma)$ operators [3][4].

Working with $AC(\sigma)$ directly is often difficult and many of the results in this area proceed by first using functions in a smaller dense subset and then taking limits. In the classical case, $\sigma = [a, b] \subseteq \mathbb{R}$, it is easy to show that the polynomials, as well as $C^1[a, b]$ and the set of continuous piecewise linear functions, all form dense subsets of $AC[a, b]$.

Analogues of these facts for general compact $\sigma \subset \mathbb{C}$ were stated in [1] and these results were used extensively in developing the later theory. In hindsight, some of the proofs given in [1] are somewhat cryptic and some are certainly inadequate. It has also become clear that some of the original definitions are more complicated than they need be and that some of the results can be strengthened somewhat.

The aim of this paper is to redevelop some of the basic theory of $AC(\sigma)$ spaces based on a simpler set of definitions. We have been careful in doing this not to rely on those results in [1]–[4] which were inadequately justified. A major component of this paper however is formed by the new results which give a much clearer picture of the properties of absolutely continuous functions. Of particular importance will be the interplay between local and global properties of such functions.

We begin in section 2 by examining the general one-dimensional case of compact $\sigma \subseteq \mathbb{R}$. In this case absolute continuity is defined, as in the classical case, by requiring that the function does not have positive variation on small sets. Although it would be possible to work directly, the easiest route to most facts about $AC(\sigma)$ in this case is to show that every $f \in AC(\sigma)$ has a natural isometric extension to an element of $AC[a, b]$ where $\sigma \subseteq [a, b]$.

Date: 28 November 2013.

2010 Mathematics Subject Classification. 26B30, 47B40.

In section 3 we introduce the main definitions and results concerning variation over a nonempty compact set $\sigma \subseteq \mathbb{C}$. Rather than beginning with definitions based on the variation along curves in the plane, we begin here with variation over a finite ordered list of points. In section 4 we show that every C^2 function on a rectangle is absolutely continuous, a result stated essentially without proof in [1].

Section 5 contains the major new technical tool in the paper, the statement that if a function is absolutely continuous on a compact neighbourhood of each point in σ , then it is absolutely continuous on all of σ . This ‘Patching Lemma’ is then used in section 6 to show that every absolutely continuous function can be approximated by continuous piecewise-planar functions. Indeed, the space $\text{CTPP}(\sigma)$ forms a dense subspace of $AC(\sigma)$. In this section we also show that despite the fact that not all Lipschitz functions are absolutely continuous in this context, it is possible to relax the hypotheses of the earlier result and show that all C^1 functions on a rectangle are absolutely continuous.

It is easy to produce a function f such that $f|_{\sigma_1} \in AC(\sigma_1)$ and $f|_{\sigma_2} \in AC(\sigma_2)$ but $f \notin AC(\sigma_1 \cup \sigma_2)$. This behaviour can be avoided by placing suitable restrictions on the sets σ_1 and σ_2 , and in the final section we use the earlier theorems to prove some positive results in this direction.

It should be noted that many somewhat different definitions of variation and absolute continuity for functions of two variables have been given, arising in areas such as Fourier analysis and partial differential equations. Already by 1933, Clarkson and Adams [6] had collected a list of seven such concepts and many further definitions have been given since. The definition of absolute continuity introduced in [1] was developed to have specific properties which are appropriate for the proposed application to operator theory, namely:

- (1) it should apply to functions defined on the spectrum of a bounded operator, that is, an arbitrary nonempty compact subset σ of the plane,
- (2) it should agree with the usual definition if σ is an interval in \mathbb{R} ;
- (3) $AC(\sigma)$ should contain all sufficiently well-behaved functions;
- (4) if $\alpha, \beta \in \mathbb{C}$ with $\alpha \neq 0$, then the space $AC(\alpha\sigma + \beta)$ should be isometrically isomorphic to $AC(\sigma)$.

The present paper provides some more explicit detail about the third of these properties. The interested reader may consult [2], [7] and [5] for some recent papers discussing what is known about the relationships between some of the different definitions.

2. $AC(\sigma)$ FOR COMPACT $\sigma \subseteq \mathbb{R}$

Functions of bounded variation and absolutely continuous functions on a compact interval $J = [a, b] \subseteq \mathbb{R}$ are classical and well-studied objects. Extending the notion of variation to a general compact subset $\sigma \subseteq \mathbb{R}$ is completely straightforward. Absolute continuity however requires more care. In this section we reproduce some of the results from [1] with more straightforward (and in some cases, less flawed) proofs.

Suppose then that $\sigma \subseteq \mathbb{R}$ is non-empty and compact, and that $f : \sigma \rightarrow \mathbb{C}$. The *variation of f over σ* is defined as

$$\text{var}_\sigma f = \sup \sum_{i=1}^n |f(t_i) - f(t_{i-1})|,$$

where the supremum is taken over all finite increasing subsets $t_0 < t_1 < \dots < t_n$ in σ . It was shown in [1] that $BV(\sigma)$, the set of all functions of bounded variation over σ , is a Banach algebra under the norm

$$\|f\|_{BV(\sigma)} = \|f\|_\infty + \operatorname{var}_\sigma f.$$

(Here and throughout the paper, $\|f\|_\infty$ denotes the supremum of $|f|$ rather than the L^∞ norm.)

We say that f is *absolutely continuous over σ* if for all $\epsilon > 0$ there exists $\delta > 0$ such that for any finite collection of non-overlapping intervals $\{(s_i, t_i)\}_{i=1}^n$ with $s_i, t_i \in \sigma$ and $\sum_{i=1}^n |t_i - s_i| < \delta$ we have $\sum_{i=1}^n |f(t_i) - f(s_i)| < \epsilon$. Let $AC(\sigma)$ denote the set of absolutely continuous functions on σ . It is clear that any absolutely continuous function is continuous, and that the restriction of any absolutely continuous function to a smaller compact set is absolutely continuous.

Theorem 2.13 of [1] asserts that every absolutely continuous function $f : \sigma \rightarrow \mathbb{C}$ extends to an absolutely continuous function on any compact interval containing σ . Unfortunately the proof given in [1] contains a flaw so we give here a self-contained demonstration of this fact, and of some of its important corollaries.

For the remainder of this section let σ be a nonempty compact subset of \mathbb{R} and let J be the smallest closed interval containing σ . Given $f : \sigma \rightarrow \mathbb{C}$, let $\iota(f) : J \rightarrow \mathbb{C}$ be the extension of f formed by linearly interpolating on each of the open intervals in $J \setminus \sigma$. It is clear that the map ι is an isometric injection from $BV(\sigma)$ into $BV(J)$.

For a bounded set $A \subseteq \mathbb{R}$ we shall write $\operatorname{diam}(A)$ for the diameter of A , that is, $\operatorname{diam}(A) = \sup A - \inf A$.

Proposition 2.1. $f \in AC(\sigma)$ if and only if $\iota(f) \in AC(J)$.

Proof. Since $f = \iota(f)|_\sigma$, the ‘‘if’’ part follows immediately from the definition.

For the ‘‘only if’’ part, suppose that $f \in AC(\sigma)$. Fix $\epsilon > 0$. Then there exists $\delta_0 > 0$ such that if $\{(s_i, t_i)\}_{i=1}^n$ is a finite set of disjoint intervals with all $s_i, t_i \in \sigma$ and $\sum_{i=1}^n |t_i - s_i| < \delta_0$, then $\sum_{i=1}^n |f(t_i) - f(s_i)| < \frac{\epsilon}{3}$.

Write $J \setminus \sigma$ as a disjoint countable union of open intervals $O_m = (a_m, b_m)$, ordered so that $\operatorname{diam}(O_1) \geq \operatorname{diam}(O_2) \geq \dots$. To avoid special cases we allow $O_m = \emptyset$ for large m . Fix M such that $\sum_{m=M+1}^\infty \operatorname{diam}(O_m) < \delta_0$.

Let

$$g = \max_{1 \leq m \leq M} \frac{|f(b_m) - f(a_m)|}{b_m - a_m}$$

be the largest slope of the function $\iota(f)$ on the intervals O_1, \dots, O_M . Let $\delta_1 = \frac{\epsilon}{3g}$.

(If $g = 0$ then setting $\delta_1 = 1$ will suffice.) Then if $\{(s_i, t_i)\}_{i=1}^n$ is a finite set of disjoint intervals with $(s_i, t_i) \subseteq \bigcup_{m=1}^M O_m$ and $\sum_{i=1}^n |t_i - s_i| < \delta_1$, then $\sum_{i=1}^n |f(t_i) - f(s_i)| < \frac{\epsilon}{3}$.

Let $\delta = \min(\delta_0, \delta_1)$. Suppose that $\{(s_i, t_i)\}_{i=1}^n$ is a finite set of disjoint subintervals of J such that $\sum_{i=1}^n |t_i - s_i| < \delta$. For each i , the interval (s_i, t_i) falls into at least one of the following cases:

- (1) both s_i and t_i are in σ .
- (2) $(s_i, t_i) \subseteq O_m$ for some m .
- (3) $s_i \notin \sigma$ and $t_i \in \sigma$.
- (4) $s_i \in \sigma$ and $t_i \notin \sigma$.
- (5) $s_i \notin \sigma$ and $t_i \notin \sigma$, but $(s_i, t_i) \cap \sigma \neq \emptyset$.

If (s_i, t_i) falls into Case 3 (but not Case 2) then we shall replace the interval (s_i, t_i) with a pair of intervals (s_i, u_i) and (u_i, t_i) where u_i is the smallest element of σ which is larger than s_i . Then (s_i, u_i) falls into Case 2 and (u_i, t_i) falls into Case 1. The two smaller intervals have the same total length as the original interval and will contribute at least as much to the variation as did (s_i, t_i) .

Intervals that fall into Case 4 or Case 5 may each be split in a similar fashion into two, or perhaps three, smaller intervals, each of which falls into either Case 1 or Case 2. By applying this procedure then we may restrict our attention to the situation in which every interval (s_i, t_i) falls into either Case 1 or Case 2.

We may therefore write $\{1, 2, \dots, n\}$ as a union of three (possibly non-disjoint) sets

$$\begin{aligned} I_1 &= \{i : s_i, t_i \in \sigma\}, \\ I_2 &= \{i : (s_i, t_i) \subseteq O_m \text{ for some } m \leq M\}, \\ I_3 &= \{i : (s_i, t_i) \subseteq O_m \text{ for some } m > M\}. \end{aligned}$$

From the above construction both $\sum_{i \in I_1} |f(t_i) - f(s_i)|$ and $\sum_{i \in I_2} |f(t_i) - f(s_i)|$ are bounded above by $\frac{\epsilon}{3}$, so it just remains to find a similar bound for the terms with indices in I_3 .

Suppose that for some $m > M$, the intervals $(s_{i_1}, t_{i_1}), \dots, (s_{i_\ell}, t_{i_\ell})$ all lie in O_m . As the subintervals are disjoint and $\iota(f)$ is linear on O_m , we have that

$$\sum_{k=1}^{\ell} |f(t_{i_k}) - f(s_{i_k})| \leq |f(b_m) - f(a_m)|.$$

Since $\sum_{m=M+1}^{\infty} |b_m - a_m| < \delta_0$ and $a_m, b_m \in \sigma$ for all m , we can now conclude that

$$\sum_{i \in I_3} |f(t_i) - f(s_i)| < \frac{\epsilon}{3}$$

and hence

$$\sum_{i=1}^n |f(t_i) - f(s_i)| < \epsilon.$$

□

Corollary 2.2. $AC(\sigma) \subseteq BV(\sigma)$.

Proof. Suppose that $f \in AC(\sigma)$. Then $\iota(f) \in AC(J)$ and hence $\iota(f) \in BV(J)$. Using Proposition 2.2 of [1], we may deduce that $f = \iota(f)|_{\sigma} \in BV(\sigma)$. □

Let \mathcal{P} denote the algebra of polynomials in one variable, considered as functions on the set σ .

Corollary 2.3. $\mathcal{P} \subseteq AC(\sigma) \subseteq \text{cl}(\mathcal{P})$ (where the closure is taken in $BV(\sigma)$).

Proof. Note first that, since every polynomial has bounded derivative on J , the set of polynomials lies in $AC(\sigma)$.

Suppose then that $f \in AC(\sigma)$ and that $\epsilon > 0$. Since $AC(J) \cong L^1(J) \oplus \mathbb{C}$ and the polynomials are dense in $L^1(J)$, it is easy to prove that the polynomials are dense in $AC(J)$. Thus there exists a polynomial p such that $\|\iota(f) - p\|_{BV(J)} < \epsilon$. But in this case $\|f - p\|_{BV(\sigma)} < \epsilon$ too. □

Corollary 2.4. $AC(\sigma)$ is a Banach subalgebra of $BV(\sigma)$.

Proof. We first show that $AC(\sigma)$ is complete. Suppose then $\{f_n\}_{n=1}^\infty$ is a Cauchy sequence in $AC(\sigma)$. Then $\{\iota(f_n)\}$ is a Cauchy sequence in the Banach algebra $AC(J)$ and hence it converges to some function $F \in AC(J)$. As noted earlier, it follows from the definition that $F|_\sigma \in AC(\sigma)$ and as $f_n = \iota(f_n)|_\sigma \rightarrow F|_\sigma$ in $BV(\sigma)$, that $AC(\sigma)$ is complete. That $AC(\sigma)$ is an algebra follows from the fact that the polynomials form a dense subalgebra. \square

In the classical case it is well-known that there are many continuous functions of bounded variation which are not absolutely continuous. While this obviously extends to the case of any σ which contains an interval, the situation is less clear if σ has empty interior.

Question 2.5. For which compact sets σ is $AC(\sigma) = C(\sigma) \cap BV(\sigma)$?

Example 2.6. Let $\sigma = \{\frac{1}{n}\}_{n=1}^\infty \cup \{0\}$. Since σ has only one limit point, $f \in BV(\sigma)$ is continuous if and only if $f(0) = \lim_{n \rightarrow \infty} f(\frac{1}{n})$. For such a function, $\iota(f)$ is differentiable on $J = [0, 1]$ except possibly at the points of σ , and $\iota(f)(x) = f(0) + \int_0^x \iota(f)'(t) dt$. By the classical characterization of absolutely continuous functions as indefinite integrals, this implies that $\iota(f) \in AC(J)$ and hence $f \in AC(\sigma)$.

Example 2.7. Let σ be the standard middle third Cantor set taken inside $J = [0, 1]$. Let $F : [0, 1] \rightarrow \mathbb{R}$ be the Cantor function, which is the standard example of a function which lies in $C[0, 1] \cap BV[0, 1]$ but not in $AC[0, 1]$. Note that $\iota(F|_\sigma) = F$. This implies that $F|_\sigma \notin AC(\sigma)$ — but of course $F|_\sigma \in C(\sigma) \cap BV(\sigma)$.

3. PRELIMINARIES

The concept of two-dimensional variation which we shall need was originally developed in [1]. In that paper two-dimensional variation was defined in terms of the variation along continuous parameterized curves in the plane. It was shown in [1] that it is sufficient to work with piecewise linear curves, and almost all proofs use this fact. In hindsight, using general continuous curves in the definition adds an unnecessary level of complication to the theory and we feel that it is better to work entirely with piecewise linear curves determined by a finite ordered list of points. For the aid of the reader, we present this simplified development below.

Suppose that σ is a nonempty compact subset of the plane and that $f : \sigma \rightarrow \mathbb{C}$. Suppose that $S = [\mathbf{x}_0, \mathbf{x}_1, \dots, \mathbf{x}_n]$ is a finite ordered list of elements of σ . Note that the elements of such a list do not need to be distinct. To avoid trivialities we shall assume that $n \geq 1$. Let γ_S denote the piecewise linear curve joining the points of S in order. We define the *curve variation of f on the set S* to be

$$(3.1) \quad \text{cvar}(f, S) = \sum_{i=1}^n |f(\mathbf{x}_i) - f(\mathbf{x}_{i-1})|.$$

Suppose that ℓ is a line in the plane. We say that $\overline{\mathbf{x}_j \mathbf{x}_{j+1}}$, the line segment joining \mathbf{x}_j to \mathbf{x}_{j+1} , is a *crossing segment* of S on ℓ if any one of the following holds:

- (1) \mathbf{x}_j and \mathbf{x}_{j+1} lie on (strictly) opposite sides of ℓ .
- (2) $j = 0$ and $\mathbf{x}_j \in \ell$.
- (3) $j > 0$, $\mathbf{x}_j \in \ell$ and $\mathbf{x}_{j-1} \notin \ell$.
- (4) $j = n - 1$, $\mathbf{x}_j \notin \ell$ and $\mathbf{x}_{j+1} \in \ell$.

Let $\text{vf}(S, \ell)$ denote the number of crossing segments of S on ℓ . Define the *variation factor* of S to be

$$\text{vf}(S) = \max_{\ell} \text{vf}(S, \ell).$$

Clearly $1 \leq \text{vf}(S) \leq n$. Informally, $\text{vf}(S)$ may be thought of as the maximum number of times any line crosses γ_S .

For completeness one may include the case $S = [\mathbf{x}_0]$ by setting $\text{cvar}(f, [\mathbf{x}_0]) = 0$ and $\text{vf}([\mathbf{x}_0], \ell) = 1$ whenever $\mathbf{x}_0 \in \ell$.

The *two-dimensional variation* of a function $f : \sigma \rightarrow \mathbb{C}$ is defined to be

$$(3.2) \quad \text{var}(f, \sigma) = \sup_S \frac{\text{cvar}(f, S)}{\text{vf}(S)},$$

where the supremum is taken over all finite ordered lists of elements of σ . The *variation norm* is

$$\|f\|_{BV(\sigma)} = \|f\|_{\infty} + \text{var}(f, \sigma)$$

and this is used to define the set of functions of bounded variation on σ ,

$$BV(\sigma) = \{f : \sigma \rightarrow \mathbb{C} : \|f\|_{BV(\sigma)} < \infty\}.$$

It is shown in [1] that $BV(\sigma)$ is a Banach algebra under pointwise operations.

The set \mathcal{P}_2 of polynomials in two variables in the plane may be thought of as functions $p : \mathbb{R}^2 \rightarrow \mathbb{C}$ of the form $p(x, y) = \sum_{m, n=0}^N c_{mn} x^m y^n$. As is shown in section 3.6 of [1], the simple polynomials $p_1(x, y) = x$ and $p_2(x, y) = y$ both lie in $BV(\sigma)$ and so the fact that $BV(\sigma)$ is an algebra implies that \mathcal{P}_2 is a subalgebra of $BV(\sigma)$. (More formally we should speak of the restrictions of elements of \mathcal{P}_2 to the set σ . Here and throughout the paper we shall often omit explicit mention of such restrictions if there is not risk of confusion.)

We define $AC(\sigma)$ as being the closure of \mathcal{P}_2 in $BV(\sigma)$ norm. We call functions in $AC(\sigma)$ the *absolutely continuous functions with respect to σ* . Corollary 2.3 shows that this definition is consistent with the natural one-dimensional definition given earlier. Since BV convergence implies uniform convergence, it is clear that all absolutely continuous functions are in fact continuous.

It is immediately clear from the definitions that these quantities are invariant under affine transformations of the plane. More precisely, if $\phi : \mathbb{R}^2 \rightarrow \mathbb{R}^2$ is an invertible affine transformation, then $f \in BV(\sigma)$ if and only if $f \circ \phi^{-1} \in BV(\phi(\sigma))$, and $\|f \circ \phi^{-1}\|_{BV(\phi(\sigma))} = \|f\|_{BV(\sigma)}$. Importantly, invertible affine transformations preserve absolute continuity [1, Theorem 4.1].

It is also clear that if $\sigma_1 \subseteq \sigma$ then $\|f\|_{BV(\sigma_1)} \leq \|f\|_{BV(\sigma)}$ and hence if $f \in AC(\sigma)$ then $f|_{\sigma_1} \in AC(\sigma_1)$. Two obvious, and related, questions concern implications in the reverse direction:

Question 3.1. If $\sigma_1 \subseteq \sigma$ and $f \in AC(\sigma_1)$, is there an extension $\hat{f} \in AC(\sigma)$ of f ?

Question 3.2. Suppose $\sigma = \sigma_1 \cup \sigma_2$ and $f : \sigma \rightarrow \mathbb{C}$. If $f|_{\sigma_1} \in AC(\sigma_1)$ and $f|_{\sigma_2} \in AC(\sigma_2)$, is $f \in AC(\sigma)$?

The first of these questions is still open, although we shall discuss some special cases (for which there is a positive answer) in section 7. As the following example shows, it is easy to see that the answer to the second question is negative in general, even when the sets are subsets of \mathbb{R} .

Example 3.3. Let $\sigma_1 = \{0, 1, \frac{1}{3}, \frac{1}{5}, \dots\}$, let $\sigma_2 = \{0, \frac{1}{2}, \frac{1}{4}, \frac{1}{6}, \dots\}$ and let $\sigma = \sigma_1 \cup \sigma_2$. Let

$$f(x) = \begin{cases} 0, & x = 0, \\ (-1)^k x, & x = \frac{1}{k} \text{ for some positive integer } k. \end{cases}$$

It is easy check that $f|_{\sigma_1} \in AC(\sigma_1)$, $f|_{\sigma_2} \in AC(\sigma_2)$, but f is not even of bounded variation on σ .

If one requires a little more of the sets σ_1 and σ_2 , then this problem can not occur. If, for example, σ_1 and σ_2 are disjoint, then the absolute continuity of a function on each of the two subsets implies its absolute continuity on the union. Although one can prove this directly, we shall give this as a corollary of the Patching Lemma in section 5. Note that the above example shows that there is no way in general of controlling the variation of f on σ in terms of the variation of f on the two subsets.

We shall say that two nonempty compact sets σ_1 and σ_2 *join convexly* if for all $\mathbf{x} \in \sigma_1$ and $\mathbf{y} \in \sigma_2$ there exists \mathbf{w} on the line joining \mathbf{x} and \mathbf{y} with $\mathbf{w} \in \sigma_1 \cap \sigma_2$. Clearly if $\sigma_1 \cup \sigma_2$ is convex then the two sets join convexly. The following result was stated in [3] for convex sets, although the proof only uses the weaker property of joining convexly. This slightly more general version will be needed in the later sections.

Theorem 3.4. [3, Theorem 3.1] *Suppose that $\sigma_1, \sigma_2 \subseteq \mathbb{C}$ are nonempty compact sets which are disjoint except at their boundaries and that σ_1 and σ_2 join convexly. Let $\sigma = \sigma_1 \cup \sigma_2$. If $f : \sigma \rightarrow \mathbb{C}$, then*

$$\max\{\text{var}(f, \sigma_1), \text{var}(f, \sigma_2)\} \leq \text{var}(f, \sigma) \leq \text{var}(f, \sigma_1) + \text{var}(f, \sigma_2)$$

and hence

$$\max\{\|f\|_{BV(\sigma_1)}, \|f\|_{BV(\sigma_2)}\} \leq \|f\|_{BV(\sigma)} \leq \|f\|_{BV(\sigma_1)} + \|f\|_{BV(\sigma_2)}.$$

Thus, if $f|_{\sigma_1} \in BV(\sigma_1)$ and $f|_{\sigma_2} \in BV(\sigma_2)$, then $f \in BV(\sigma)$.

We shall also need to consider some further spaces of functions. For a set σ containing at least 2 elements, the Banach algebra of Lipschitz functions on σ , $\text{Lip}(\sigma)$, is the space of all functions $f : \sigma \rightarrow \mathbb{C}$ such that $\|f\|_{\text{Lip}(\sigma)} = \|f\|_{\infty} + L_{\sigma}(f)$ is finite, where

$$L_{\sigma}(f) = \sup\left\{\frac{|f(\mathbf{x}) - f(\mathbf{x}')|}{\|\mathbf{x} - \mathbf{x}'\|} : \mathbf{x} \neq \mathbf{x}' \in \sigma\right\}.$$

As is shown in [1], $\text{Lip}(\sigma) \subseteq BV(\sigma)$, but in general $\text{Lip}(\sigma) \not\subseteq AC(\sigma)$.

Let $k \in \{1, 2, 3, \dots, \infty\}$. We shall say that $f \in C^k(\sigma)$ if there exists an open neighbourhood U of σ and an extension F of f to U such that all the partial derivatives of F of order less than or equal to k are continuous on U .

We end this section with a technical result which we shall need throughout the paper. This simple observation, which occurs implicitly in [2], essentially says that if one deletes elements from a list then one can only decrease the variation factor.

Proposition 3.5. *Let S be an ordered list of elements of σ , and let S^+ be a list formed by adding an additional element into the list at some point. Then for any line in the plane $\text{vf}(S, \ell) \leq \text{vf}(S^+, \ell)$ and hence $\text{vf}(S) \leq \text{vf}(S^+)$.*

Proof. Let $S = [\mathbf{x}_0, \dots, \mathbf{x}_n]$ and let ℓ be any line in the plane. Suppose first that $S^+ = [\mathbf{w}, \mathbf{x}_0, \dots, \mathbf{x}_n]$. If $\mathbf{x}_0 \notin \ell$, or if $\mathbf{x}_0 \in \ell$ and $\mathbf{w} \notin \ell$, then each of the original line segments in S retains its original status as either a crossing or non-crossing segment of S^+ on ℓ . If $\mathbf{x}_0 \in \ell$ and $\mathbf{w} \in \ell$ then $\overline{\mathbf{x}_0 \mathbf{x}_1}$ is no longer a crossing segment of S^+ on ℓ , but $\overline{\mathbf{w} \mathbf{x}_0}$ is. In either case, the number of crossing segments is not decreased.

The proof in the case that $S^+ = [\mathbf{x}_0, \dots, \mathbf{x}_n, \mathbf{w}]$ is almost identical. The remaining case, where the additional point \mathbf{w} is added between the j and $(j+1)$ st elements of S , involves checking a slightly longer list of possibilities. More specifically, for each of the cases 1–4 above, one needs to check that no matter where \mathbf{w} lies, either $\overline{\mathbf{x}_j \mathbf{w}}$ or $\overline{\mathbf{w} \mathbf{x}_{j+1}}$ is a crossing segment of S^+ on ℓ . \square

4. $C^2(\sigma) \subseteq AC(\sigma)$

Throughout this section we shall assume that σ is a nonempty compact subset of the plane. As was noted earlier, $AC(\sigma) \subseteq C(\sigma)$. It is natural to ask what degree of smoothness is required to ensure that a function f is in $AC(\sigma)$. In the one-dimensional situation, it is sufficient that f be Lipschitz, but as is shown in [1, Example 4.13] this is not longer the case for general $\sigma \subseteq \mathbb{C}$. Nonetheless, convergence in Lipschitz norm is a useful tool in showing that a function is absolutely continuous in this context. The following is a small rewording of [1, Corollary 3.17].

Lemma 4.1. *Suppose that $\{f_n\}_{n=1}^\infty \subseteq AC(\sigma)$ and that $f \in \text{Lip}(\sigma)$. If $\|f - f_n\|_{\text{Lip}(\sigma)} \rightarrow 0$ then $\|f - f_n\|_{BV(\sigma)} \rightarrow 0$ and hence $f \in AC(\sigma)$.*

The following result appears as [1, Lemma 4.6].

Proposition 4.2. *Let $R = J \times K$ be a rectangle in \mathbb{C} . If $f \in C^2(R)$ then $f \in AC(R)$.*

The ‘proof’ in [1] suggests that this follows by approximating f in Lipschitz norm by a sequence of polynomials. While this is true, seeing how this can be done is a little delicate.

Proof. It suffices to treat the real-valued case. We may take $R = [0, 1] \times [0, 1]$. The general case follows from a simple change of variables.

Suppose that $f \in C^2(R)$. Fix $\epsilon > 0$. Then there exist polynomials (in two variables) g^{xx} , g^{xy} and g^{yy} such that on the square

$$\left\| \frac{\partial^2 f}{\partial x^2} - g^{xx} \right\|_\infty < \epsilon, \quad \left\| \frac{\partial^2 f}{\partial x \partial y} - g^{xy} \right\|_\infty < \epsilon, \quad \left\| \frac{\partial^2 f}{\partial y^2} - g^{yy} \right\|_\infty < \epsilon.$$

Now define h^x for $(x, y) \in R$ by

$$h^x(x, y) = \frac{\partial f}{\partial x}(0, 0) + \int_0^x g^{xx}(t, 0) dt + \int_0^y g^{xy}(x, s) ds.$$

Note that h^x is a polynomial, and that for $(x, y) \in R$,

$$\begin{aligned} \left| \frac{\partial f}{\partial x}(x, y) - h^x(x, y) \right| &= \left| \frac{\partial f}{\partial x}(0, 0) + \int_0^x \frac{\partial^2 f}{\partial x^2}(t, 0) dt + \int_0^y \frac{\partial^2 f}{\partial x \partial y}(x, s) ds - h^x(x, y) \right| \\ &\leq \int_0^x \left| \frac{\partial^2 f}{\partial x^2}(t, 0) - g^{xx}(t, 0) \right| dt + \int_0^y \left| \frac{\partial^2 f}{\partial x \partial y}(x, s) - g^{xy}(x, s) \right| ds \\ (4.1) \qquad \qquad \qquad &< 2\epsilon. \end{aligned}$$

Thus $\left\| \frac{\partial f}{\partial x} - h^x \right\|_\infty < 2\epsilon$. Similarly, define the polynomial h^y by

$$h^y(x, y) = \frac{\partial f}{\partial y}(0, 0) + \int_0^x g^{xy}(t, y) dt + \int_0^y g^{yy}(0, s) ds.$$

A similar calculation shows that $\left\| \frac{\partial f}{\partial y} - h^y \right\|_\infty < 2\epsilon$. Note also that

$$\frac{\partial h^y}{\partial x} = g^{xy}.$$

Now define a polynomial p by

$$p(x, y) = f(0, 0) + \int_0^x h^x(t, 0) dt + \int_0^y h^y(x, s) ds.$$

Repeating the calculation in (4.1) shows that $\|f - p\|_\infty < 4\epsilon$. Next, for $(x, y) \in R$,

$$\begin{aligned} \frac{\partial p}{\partial x} &= h^x(x, 0) + \int_0^y \frac{\partial h^y}{\partial x}(x, s) ds \\ &= h^x(x, 0) + \int_0^y g^{xy}(x, s) ds \end{aligned}$$

and

$$\frac{\partial p}{\partial y} = h^y(x, y).$$

Thus

$$\begin{aligned} \left| \frac{\partial f}{\partial x}(x, y) - \frac{\partial p}{\partial x}(x, y) \right| &= \left| \frac{\partial f}{\partial x}(x, 0) + \int_0^y \frac{\partial^2 f}{\partial x \partial y}(x, s) ds - h^x(x, 0) - \int_0^y g^{xy}(x, s) ds \right| \\ &\leq \left| \frac{\partial f}{\partial x}(x, 0) - h^x(x, 0) \right| + \int_0^y \left| \frac{\partial^2 f}{\partial x \partial y}(x, s) - g^{xy}(x, s) \right| ds \\ &< 3\epsilon \end{aligned}$$

and

$$\left| \frac{\partial f}{\partial y}(x, y) - \frac{\partial p}{\partial y}(x, y) \right| = \left| \frac{\partial f}{\partial y}(x, y) - h^y(x, y) \right| < 2\epsilon.$$

Now given $\mathbf{x} \neq \mathbf{x}' \in R$, let $\mathbf{u} = (\mathbf{x} - \mathbf{x}') / \|\mathbf{x} - \mathbf{x}'\|$. It follows from the Mean Value Theorem that there exists $\boldsymbol{\xi}$ on the line segment joining \mathbf{x} and \mathbf{x}' such that

$$\frac{|(f - p)(\mathbf{x}) - (f - p)(\mathbf{x}')|}{\|\mathbf{x} - \mathbf{x}'\|} = |\nabla(f - p)(\boldsymbol{\xi}) \cdot \mathbf{u}| \leq \sqrt{13}\epsilon$$

and hence $\|f - p\|_{\text{Lip}(R)} < (4 + \sqrt{13})\epsilon$.

We can therefore find a sequence p_n of polynomials such that

$$\lim_{n \rightarrow \infty} \|f - p_n\|_{\text{Lip}(R)} = 0$$

and hence by Lemma 4.1, $f \in AC(R)$. □

It is worth noting that it is vital in this result that f be differentiable on the boundary of R , not just in the interior. It is easy to construct continuous functions on R which are C^∞ on the the interior of R , but which are not absolutely continuous on the whole rectangle.

Theorem 4.3. *Let σ be a nonempty compact subset of the plane. Then $C^2(\sigma) \subseteq AC(\sigma)$.*

Proof. Suppose that $f \in C^2(\sigma)$. By definition f has an extension to a C^2 function defined on some open neighbourhood of σ . Taylor's Theorem then implies that f satisfies the hypotheses of the Whitney Extension Theorem [9] and hence f may be extended to a C^2 function F on \mathbb{R}^2 . (It is perhaps worth noting that this extension might be different to the hypothesised one.)

Let R denote a rectangle containing σ . By the previous proposition $F|_R$ lies in $AC(R)$, and hence, $f = F|_\sigma$ lies in $AC(\sigma)$. \square

Corollary 4.4. *The space $C^2(\sigma)$ is dense in $AC(\sigma)$.*

We shall see in Section 6 that the hypothesis can be weakened to the requirement that $f \in C^1$.

5. BEING ABSOLUTELY CONTINUOUS IS A LOCAL PROPERTY

In this section we shall show that being in $AC(\sigma)$ is determined by the behaviour of the function in a neighbourhood of each point. We shall say that a set U is a *compact neighbourhood* of a point $\mathbf{x} \in \sigma$ (with respect to σ) if there exists an open set V containing \mathbf{x} such that $U = \sigma \cap \bar{V}$.

Theorem 5.1. *[Patching Lemma] Suppose that $f : \sigma \rightarrow \mathbb{C}$. Then $f \in AC(\sigma)$ if and only if for every point $\mathbf{x} \in \sigma$ there exists a compact neighbourhood $U_{\mathbf{x}}$ of \mathbf{x} in σ such that $f|_{U_{\mathbf{x}}} \in AC(U_{\mathbf{x}})$.*

The main step in proving the Patching Lemma is the following extension result. It might be noted that this result would follow from Lemma 3.2 of [3]. The proof of that lemma however uses the fact that $CTPP(\sigma)$, the space of continuous piecewise planar functions, is dense in $AC(\sigma)$. Unfortunately, the proof of this given in [1] is rather inadequate. Since the more complete proof of the density of $CTPP(\sigma)$ which we present in Section 6 depends on Theorem 5.1, to avoid circularity we need to proceed here directly from the definition.

As usual we shall let $\text{int}(R)$ denote the interior of a set R , and let $\text{supp } g$ denote the support of a function g .

Lemma 5.2. *Let $\emptyset \neq \sigma \subseteq \mathbb{R}^2$ be compact. Suppose that R is a closed rectangle in \mathbb{R}^2 with $\sigma_1 := R \cap \sigma \neq \emptyset$. Suppose that $g \in AC(\sigma_1)$ with $\text{supp } g \subset \text{int}(R)$. Then the function*

$$\tilde{g}(\mathbf{x}) = \begin{cases} g(\mathbf{x}), & \mathbf{x} \in \sigma_1, \\ 0, & \mathbf{x} \in \sigma \setminus \sigma_1. \end{cases}$$

lies in $AC(\sigma)$.

Proof. By the affine invariance of absolute continuity [1, Theorem 4.1], it suffices to consider the case that $R = [0, 1] \times [0, 1]$. Choose a closed square $R_0 = [a, b] \times [a, b]$ (with sides parallel to those of R) such that $\text{supp } g \subseteq R_0 \subseteq \text{int}(R)$. Let $\chi_1 : [0, 1] \rightarrow [0, 1]$ be a C^∞ bump function which is zero at and near the endpoints, 1 on an open neighbourhood of $[a, b]$ and monotonic on the two remaining parts of $[0, 1]$. Let $\chi : R \rightarrow [0, 1]$, $\chi(x, y) = \chi_1(x)\chi_1(y)$. Then $\chi \in C^\infty(R)$ and, using [1, Proposition 4.4], $\|\chi\|_{BV(R)} \leq 3 \times 3 = 9$.

Fix $\epsilon > 0$. Since $g \in AC(\sigma_1)$, there exists a polynomial $p \in C^\infty(\sigma_1)$ such that $\|g - p\|_{BV(\sigma_1)} < \epsilon/9$. Clearly $\chi p \in C^\infty(\sigma_1)$ and

$$\|g - \chi p\|_{BV(\sigma_1)} = \|\chi(g - p)\|_{BV(\sigma_1)} \leq \|\chi\|_{BV(\sigma_1)} \|g - p\|_{BV(\sigma_1)} < \epsilon.$$

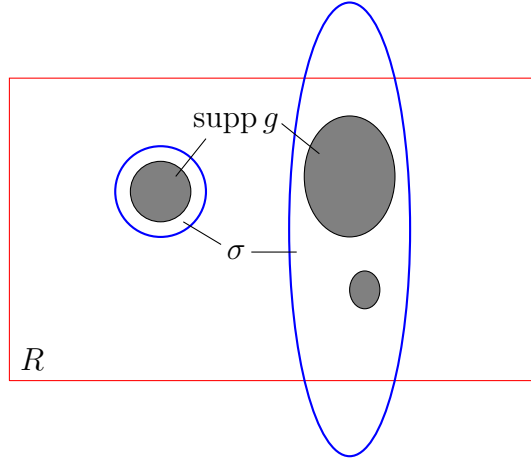


FIGURE 1. The setting for Lemma 5.2.

Let \tilde{p} denote the extension of χp to σ determined by setting

$$\tilde{p}(\mathbf{x}) = \begin{cases} \chi p(\mathbf{x}), & \mathbf{x} \in \sigma_1, \\ 0, & \mathbf{x} \in \sigma \setminus \sigma_1. \end{cases}$$

Note that $\tilde{p} \in C^\infty(\sigma) \subseteq AC(\sigma)$. Let $\delta = \tilde{g} - \tilde{p}$. We shall now show that $\|\delta\|_{BV(\sigma)} \leq 5\epsilon$.

Let $S = [\mathbf{x}_0, \mathbf{x}_1, \dots, \mathbf{x}_m]$ be an ordered list of elements in σ . Partition the indices $1, \dots, m$ into

$$\begin{aligned} J_1 &= \{j : \mathbf{x}_{j-1} \in \sigma_1 \text{ and } \mathbf{x}_j \in \sigma_1\}, \\ J_2 &= \{j : \mathbf{x}_{j-1} \notin \sigma_1 \text{ and } \mathbf{x}_j \notin \sigma_1\}, \\ J_3 &= \{1, \dots, m\} \setminus (J_1 \cup J_2) \end{aligned}$$

so that (interpreting empty sums as being zero)

$$\begin{aligned} \sum_{j=1}^m |\delta(\mathbf{x}_j) - \delta(\mathbf{x}_{j-1})| &= \sum_{j \in J_1} |\delta(\mathbf{x}_j) - \delta(\mathbf{x}_{j-1})| + \sum_{j \in J_2} |\delta(\mathbf{x}_j) - \delta(\mathbf{x}_{j-1})| \\ &\quad + \sum_{j \in J_3} |\delta(\mathbf{x}_j) - \delta(\mathbf{x}_{j-1})| \\ (5.1) \quad &\leq \sum_{j \in J_1} |\delta(\mathbf{x}_j) - \delta(\mathbf{x}_{j-1})| + |J_3| \|\delta\|_\infty. \end{aligned}$$

Suppose first that $J_1 \neq \emptyset$. Let $S_1 = [\mathbf{x}_{j_0}, \dots, \mathbf{x}_{j_\ell}]$ be the sublist of S consisting of all the \mathbf{x}_j such that $\mathbf{x}_j \in \sigma_1$ and at least one of \mathbf{x}_{j-1} and \mathbf{x}_{j+1} also lie in σ_1 . Note that S_1 is a nonempty list and that, by Lemma 3.5, $\text{vf}(S_1) \leq \text{vf}(S)$. Thus

$$\begin{aligned} \sum_{j \in J_1} |\delta(\mathbf{x}_j) - \delta(\mathbf{x}_{j-1})| &\leq \sum_{i=1}^{\ell} |\delta(\mathbf{x}_{j_i}) - \delta(\mathbf{x}_{j_{i-1}})| \\ &\leq \|\delta\|_{BV(\sigma_1)} \text{vf}(S_1) \\ &\leq \|\delta\|_{BV(\sigma_1)} \text{vf}(S). \end{aligned}$$

Of course if $J_1 = \emptyset$ then this estimate holds trivially.

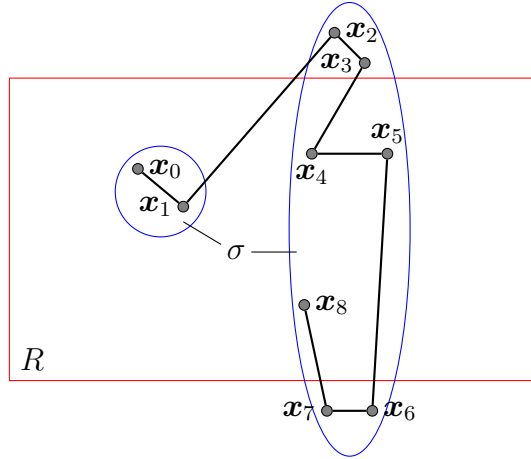


FIGURE 2. In this example $J_1 = \{1, 5\}$, $J_2 = \{3, 7\}$, $J_3 = \{2, 4, 6, 8\}$ and $S_1 = [\mathbf{x}_0, \mathbf{x}_1, \mathbf{x}_4, \mathbf{x}_5]$.

We now need to deal with the edges corresponding to J_3 . Note that each element of J_3 corresponds to γ_S crossing one of the four edge lines of R . It follows that $\text{vf}(S) \geq |J_3|/4$ or $|J_3| \leq 4 \text{vf}(S)$. Substituting these into Equation 5.1 gives that

$$\begin{aligned} \frac{1}{\text{vf}(S)} \sum_{j=1}^m |\delta(\mathbf{x}_j) - \delta(\mathbf{x}_{j-1})| &\leq \|\delta\|_{BV(\sigma_1)} + 4 \|\delta\|_{\infty} \\ &\leq 5 \|\delta\|_{BV(\sigma_1)} \\ &< 5\epsilon. \end{aligned}$$

Taking the supremum over all ordered lists S shows that $\|\tilde{g} - \tilde{p}\|_{BV(\sigma_1)} \leq 5\epsilon$. It follows that $\tilde{g} \in AC(\sigma)$. \square

Proof of Theorem 5.1. The forward implication is obvious.

For the reverse implication, for each \mathbf{x} , choose a compact neighbourhood $U_{\mathbf{x}} = \text{cl}(V_{\mathbf{x}}) \cap \sigma$ such that $f|_{U_{\mathbf{x}}} \in AC(U_{\mathbf{x}})$. One may, by taking a further restriction, assume that each $U_{\mathbf{x}}$ is a rectangle.

By compactness we can choose a finite open subcover V_1, \dots, V_m of σ . Now choose C^∞ functions $\chi_1, \dots, \chi_m : \mathbb{R}^2 \rightarrow [0, 1]$ such that $\text{supp } \chi_j \subseteq V_j$ for each j and $\sum_{j=1}^m \chi_j = 1$ on σ .

Fix $\epsilon > 0$. For $j = 1, \dots, m$, $f|_{U_j} \in AC(U_j)$, so there exists a polynomial p_j such that $\|f - p_j\|_{BV(U_j)} \leq \epsilon/m$. Let $f_j = \chi_j f$. Then $\text{supp } f_j \subseteq V_j$ and hence, by Lemma 5.2, it has a natural extension $\tilde{f}_j \in AC(\sigma)$. Note that $\tilde{f}_j = \chi_j f$, hence $\sum_{j=1}^m \tilde{f}_j = f$ and so $f \in AC(\sigma)$. \square

Corollary 5.3. *Suppose that σ_1 and σ_2 are disjoint nonempty compact sets in the plane, that $\sigma = \sigma_1 \cup \sigma_2$ and that $f : \sigma \rightarrow \mathbb{C}$. If $f|_{\sigma_1} \in AC(\sigma_1)$ and $f|_{\sigma_2} \in AC(\sigma_2)$ then $f \in AC(\sigma)$.*

6. CTPP

For many proofs it is easier to work with elements of a suitable dense subset of $AC(\sigma)$ rather than general absolutely continuous functions. Planar functions, that

is those of the form $F(x, y) = ax + by + c$, are particularly easy to deal with since the variation of such a function over a compact set σ is equal to

$$\text{var}(F, \sigma) = \max_{\sigma} F - \min_{\sigma} F.$$

It is clear that the right-hand-side is a lower bound for $\text{var}(F, \sigma)$. To see that one gets equality, one can apply a suitable affine transformation to reduce the problem to looking at functions of the form $F(x, y) = a'x + c'$. The variation of such functions is equal to the one-dimensional variation of the function $x \mapsto a'x + c'$, and this gives the above expression.

For functions of one variable, continuous piecewise linear functions form a dense subset of $AC[a, b]$, so one would hope that continuous piecewise planar functions would fulfil an analogous role in the two-dimensional case. To be more precise, we recall the appropriate definitions.

We shall say that a set $P \subseteq \mathbb{R}^2$ is a **polygon** if it is a compact simply connected set whose boundary consists of a finite number of line segments. It follows from the Two Ears Theorem [8] that all polygons can be triangulated.

Suppose then that P is a polygon in \mathbb{R}^2 . Let $\mathcal{A} = \{A_i\}_{i=1}^n$ be a triangulation of P . To be definite, the triangles A_i are assumed to be proper and closed, and have pairwise disjoint interiors. We shall say that a function $F : P \rightarrow \mathbb{C}$ is **triangularly piecewise planar over \mathcal{A}** if $F|_{A_i}$ is planar for all i (that is $F(x, y) = a_i x + b_i y + c_i$ for $(x, y) \in A_i$). The set of all such functions will be denoted by $\text{CTPP}(P, \mathcal{A})$. It is clear that $\text{CTPP}(P, \mathcal{A}) \subseteq C(P)$. We define the set of **continuous and triangularly piecewise planar functions** on P as

$$\text{CTPP}(P) = \bigcup_{\mathcal{A}} \text{CTPP}(P, \mathcal{A}).$$

We now extend the definition to an arbitrary nonempty compact subset σ of the plane.

Definition 6.1. A function $f : \sigma \rightarrow \mathbb{C}$ is continuous and triangularly piecewise planar with respect to σ if there exists a polygon P which contains σ , and $F \in \text{CTPP}(P)$ such that $F|_{\sigma} = f$. The set of all such functions is denoted by $\text{CTPP}(\sigma)$.

One can extend a function $f \in \text{CTPP}(\sigma)$ to any polygon P_0 which contains σ .

Lemma 6.2. *Suppose that $f \in \text{CTPP}(\sigma)$ and that P_0 is a polygon containing σ . Then there exists a function $F_0 \in \text{CTPP}(P_0)$ such that $f = F_0|_{P_0}$.*

Proof. By definition, there exists a polygon P containing σ , a triangulation $\mathcal{A} = \{A_i\}_{i=1}^n$ of P and $F \in \text{CTPP}(P, \mathcal{A})$ such that $F|_{\sigma} = f$. Let R be any rectangle whose interior contains both P and P_0 . Then the set $R \setminus \text{int}(P)$ can be triangulated, and so we can produce a triangulation $\mathcal{A}' = \{A_i\}_{i=1}^m$ of R which contains the triangles of \mathcal{A} . Let $P_k = \cup_{i=1}^k A_i$. The ‘ear-clipping’ triangulation algorithm allows us to do this in a way that for $n+1 \leq k \leq m$, the triangle A_k has at least one side adjoining P_{k-1} , and at least one side disjoint from P_{k-1} (except at the vertices).

One may now extend F , triangle by triangle. If F has been defined on P_{k-1} , then there exists a planar function on A_k which agrees with F at these intersection points, and hence we can extend F to P_k .

The triangulation \mathcal{A}' now generates a triangulation \mathcal{A}_0 of P_0 : for each i , $A_i \cap P_0$ is a union of polygons and hence can be written as a union of triangles. Thus $F_0 = F|_{P_0} \in \text{CTPP}(P_0, \mathcal{A}_0)$. Furthermore F_0 is an extension of f . \square

Lemma 6.3. $\text{CTPP}(\sigma)$ is a vector space.

Proof. The only point to check is that $\text{CTPP}(\sigma)$ is closed under addition. Suppose that $f, g \in \text{CTPP}(\sigma)$. Let P be a polygon containing σ . By Lemma 6.2 there exist $F, G \in \text{CTPP}(P)$ be such that $F|_\sigma = f$ and $G|_\sigma = g$. The sum $F + G$ is clearly continuous and, since we can use a common triangulation for F and G , is planar on polygonal regions of R . Hence $F + G \in \text{CTPP}(R)$ which proves the result. \square

The next results show that all such functions are Lipschitz and hence of bounded variation on P . In particular, on each of the spaces $\text{CTPP}(P, \mathcal{A})$ we get an equivalence of norms. For a triangle A , let r_A denote the inradius of A .

Lemma 6.4. Suppose that A is a triangle and that $F : A \rightarrow \mathbb{C}$ is planar on A . Then $L_A(F)$, the Lipschitz constant of F on A , satisfies

$$L_A(F) \leq \frac{2}{r_A} \|F\|_\infty$$

and hence

$$\|F\|_\infty \leq \|F\|_{\text{Lip}(A)} \leq \left(1 + \frac{2}{r_A}\right) \|F\|_\infty$$

Proof. Since F is planar, ∇F is constant and, for $\mathbf{x} \neq \mathbf{x}' \in A$,

$$\frac{|F(\mathbf{x}) - F(\mathbf{x}')|}{\|\mathbf{x} - \mathbf{x}'\|} = \left| \nabla F \cdot \left(\frac{\mathbf{x} - \mathbf{x}'}{\|\mathbf{x} - \mathbf{x}'\|} \right) \right|.$$

This quantity only depends on the direction from \mathbf{x}' to \mathbf{x} . Choose a unit vector \mathbf{u} in the plane so that $L_A(F) = |\nabla F \cdot \mathbf{u}|$. The definition of r_A ensures that there exists $\mathbf{x} \in A$ such that $\mathbf{x}' = \mathbf{x} + r_A \mathbf{u}$ also lies in A . Thus

$$L_A(F) = \frac{|F(\mathbf{x}) - F(\mathbf{x}')|}{\|\mathbf{x} - \mathbf{x}'\|} \leq \frac{2}{r_A} \|F\|_\infty,$$

which gives the bounds on $\|F\|_{\text{Lip}(A)}$. \square

Theorem 6.5. $\text{CTPP}(\sigma) \subseteq \text{Lip}(\sigma) \subseteq BV(\sigma)$.

Proof. Let R be any rectangle containing σ . Suppose that $f \in \text{CTPP}(\sigma)$. By Lemma 6.2 there exists a triangulation $\mathcal{A} = \{A_i\}_{i=1}^n$ of R and $F \in \text{CTPP}(R, \mathcal{A})$ such that $F|_\sigma = f$.

Let $r = \min_{1 \leq i \leq n} r_{A_i}$. Suppose that $\mathbf{x}, \mathbf{x}' \in R$. The line segment $\overline{\mathbf{x}\mathbf{x}'}$ joining \mathbf{x} and \mathbf{x}' can be written as a union of finitely many subsegments, denoted $\overline{\mathbf{x}_{j-1}\mathbf{x}_j}$ ($j = 1, \dots, m$), with each subsegment entirely contained in just one triangle T_j in \mathcal{A} . Then, using Lemma 6.4,

$$\begin{aligned} |F(\mathbf{x}) - F(\mathbf{x}')| &\leq \sum_{j=1}^m |F(\mathbf{x}_j) - F(\mathbf{x}_{j-1})| \\ &\leq \sum_{j=1}^m L_{T_j}(F) \|\mathbf{x}_j - \mathbf{x}_{j-1}\| \\ &\leq \sum_{j=1}^m \frac{2}{r} \|F\|_\infty \|\mathbf{x}_j - \mathbf{x}_{j-1}\| \\ &= \frac{2}{r} \|F\|_\infty \|\mathbf{x} - \mathbf{x}'\| \end{aligned}$$

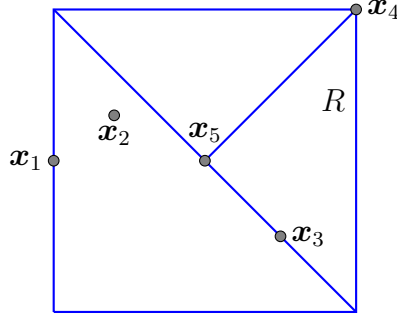


FIGURE 3. The classification of points with respect to a triangulation.

and so $L_\sigma(f) \leq L_R(F) \leq \frac{2}{r} \|F\|_\infty$.

The second inclusion follows from Lemma 3.15 of [1]. Indeed $\text{var}(F, R) \leq D_R L_R(F)$, where D_R denotes the diameter of R , and so

$$\|f\|_{BV(\sigma)} \leq \|F\|_{BV(R)} \leq \left(1 + \frac{2D_R}{r}\right) \|F\|_\infty.$$

□

Our aim now is to show that $\text{CTPP}(\sigma)$ forms a dense subset of $AC(\sigma)$.

Suppose that $f \in \text{CTPP}(\sigma)$ with respect to the triangulation \mathcal{A} of a rectangle R . We say that $\mathbf{x} \in \sigma$ is

- a **planar point** for f if it lies in exactly one triangle in \mathcal{A} ;
- an **edge point** for f if it lies in exactly two triangles in \mathcal{A} ;
- a **vertex point** for f if it lies in three or more triangles in \mathcal{A} .

Clearly these three possibilities are exhaustive and mutually exclusive. Note that the classification of \mathbf{x} depends on the triangulation, but we shall suppress this in the terminology. In Figure 3, the points \mathbf{x}_1 and \mathbf{x}_2 are planar points, \mathbf{x}_3 and \mathbf{x}_4 are edge points, and \mathbf{x}_5 is a vertex point for this triangulation.

Our aim is to show that $\text{CTPP}(\sigma)$ forms a dense subspace of $AC(\sigma)$. The first step is to show that if $f \in \text{CTPP}(\sigma)$ then $f \in AC(\sigma)$. The method of proof will be to show that for each $\mathbf{x} \in \sigma$ there exists a compact neighbourhood $U_{\mathbf{x}}$ of \mathbf{x} such that $f|_{U_{\mathbf{x}}} \in AC(U_{\mathbf{x}})$, and to then apply the Patching Lemma. If \mathbf{x} is a planar point for f , one can clearly take a small rectangle $R_{\mathbf{x}}$ around \mathbf{x} such that f is planar, and hence absolutely continuous, on $R_{\mathbf{x}} \cap \sigma$.

Lemma 6.6. *Suppose that \mathbf{x} is an edge point for $f \in \text{CTPP}(\sigma)$ (with respect to some triangulation \mathcal{A}). Then there exists a compact neighbourhood $U_{\mathbf{x}}$ of \mathbf{x} such that $f|_{U_{\mathbf{x}}} \in AC(U_{\mathbf{x}})$.*

Proof. Using the affine invariance, we may assume that $\mathbf{x} = 0$, and that the two triangles meet on the line $x = 0$. Thus, there exists some small square R centred at the origin such that if $(x, y) \in \sigma \cap R$ then

$$f(x, y) = \begin{cases} a_1x + b_1y + c_1, & x \geq 0, \\ a_2x + b_2y + c_2, & x \leq 0. \end{cases}$$

Since f is continuous, then we have $b_1 = b_2$ and $c_1 = c_2$. Let

$$f_1(x, y) = \begin{cases} a_1x, & x \geq 0, \\ a_2x, & x \leq 0, \end{cases} \quad f_2(x, y) = b_1y + c_1.$$

Let $U_{\mathbf{x}} = \sigma \cap R$. It follows from [1, Proposition 4.4] that $f_1, f_2 \in AC(U_{\mathbf{x}})$, and hence $f \in AC(U_{\mathbf{x}})$. \square

The most difficult case is that of vertex points. We shall use the above results to show that on a compact neighbourhood where a piecewise planar function has only one vertex point, we may approximate the function arbitrarily closely by AC functions. In order to estimate the error in this estimation we require a number of simple lemmas.

Let $Q = Q_t$ is the square $[-t, t] \times [-t, t] \subseteq \mathbb{R}^2$. We shall say that a function $f : Q \rightarrow \mathbb{C}$ is **star-planar on Q** if there exists a partitioning $\mathcal{A} = \{A_i\}_{i=1}^n$ of Q given by $n \geq 2$ rays starting at the origin such that f is planar on each set A_i . (We shall not need this in the proof, but one can make each set A_i triangular by adding the rays from the origin to the four corners of Q .)

Lemma 6.7. *If f is star-planar on Q with respect to $\{A_i\}_{i=1}^n$ then $f \in BV(Q)$ with*

$$\text{var}(f, Q) \leq 2n \sup_{\mathbf{x}, \mathbf{w} \in Q} |f(\mathbf{x}) - f(\mathbf{w})|.$$

Proof. First note that if f is star-planar on Q with respect to $\{A_i\}_{i=1}^n$, then it is star-planar with respect to a finer partition $\{A'_i\}_{i=1}^m$ with $m \leq 2n$ formed by extending the rays to full lines. On each region A'_i , f is essentially a function of just one variable, and so it has variation given by $\sup_{\mathbf{x}, \mathbf{w} \in A'_i} |f(\mathbf{x}) - f(\mathbf{w})|$. The finer partition has the property that one can piece the regions together to form larger and larger convex blocks, and hence use Theorem 3.4 to obtain the result. \square

Proposition 6.8. *Suppose that \mathbf{x} is a vertex point for $f \in \text{CTPP}(\sigma)$. Then there exists a compact neighbourhood $U_{\mathbf{x}}$ of \mathbf{x} such that $f|_{U_{\mathbf{x}}} \in AC(U_{\mathbf{x}})$.*

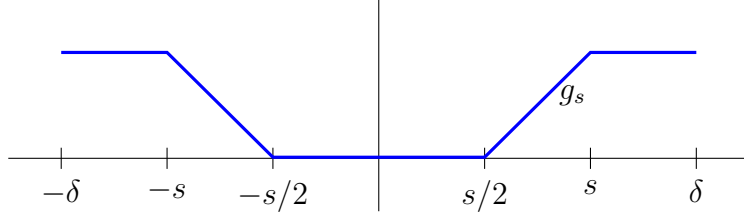
Proof. Note that by the affine invariance property, we may assume that $\mathbf{x} = (0, 0)$. Also, by replacing f with $f - f(0, 0)$ it suffices to prove the result in the case that $f(0, 0) = 0$.

Fix a rectangle R containing σ and a triangulation \mathcal{A} of R for which $(0, 0)$ is a vertex point. We shall regard f as being defined on the whole of R .

As above, let $Q_t = [-t, t] \times [-t, t]$. One may choose $\delta > 0$ so that for $0 < s \leq \delta$, Q_s lies entirely inside R and contains no other vertex points for f . Thus, f is star-planar on such Q_s with respect to the partitioning of that set generated by \mathcal{A} . Let $U_{\mathbf{x}} = Q_\delta \cap \sigma$. Our aim now is to show that we may approximate $f|_{U_{\mathbf{x}}}$ by absolutely continuous functions. It will suffice to show that given any $\epsilon > 0$ there exists $h \in AC(Q_\delta)$ with $\|f - h\|_{BV(Q_\delta)} < \epsilon$.

Fix then $\epsilon > 0$. Since f is continuous, it follows from Lemma 6.7 that there exists $s \leq \delta$ such that $\|f\|_{BV(Q_s)} < \epsilon/10$. Define the function $g_s : [-\delta, \delta] \rightarrow \mathbb{R}$ to be the function with the graph given in Figure 4.

Clearly $g_s \in AC[-\delta, \delta]$ with $\|g_s\|_{BV[-\delta, \delta]} = 3$. By [1, Proposition 4.4], the functions $(x, y) \mapsto g_s(x)$ and $(x, y) \mapsto g_s(y)$ are both in $AC(Q_\delta)$ with $BV(Q_\delta)$ norm equal to three. It follows that their product $\chi(x, y) = g_s(x)g_s(y)$ also lies in $AC(Q_\delta)$ and that $\|\chi\|_{BV(Q_\delta)} \leq 10$.

FIGURE 4. The function g_s .

Let $h = f\chi$. Let $A = Q_\delta \setminus (-s/3, s/3)^2$. Suppose that $\mathbf{w} \in A$. Then \mathbf{w} is either a planar point or an edge point for f , so by Lemma 6.6 and the preceding remark, there is a compact neighbourhood $V_{\mathbf{w}}$ of \mathbf{w} (with respect to Q_δ) such that $f|_{V_{\mathbf{w}}} \in AC(V_{\mathbf{w}})$. Clearly $\chi|_{V_{\mathbf{w}}} \in AC(V_{\mathbf{w}})$ too and hence $h|_{V_{\mathbf{w}}} \in AC(V_{\mathbf{w}})$. On the other hand, if $\mathbf{w} \in (-s/3, s/3)^2$ then $h = 0$ on an open neighbourhood of \mathbf{w} and so again we can choose a compact neighbourhood $V_{\mathbf{w}}$ of \mathbf{w} such that $h|_{V_{\mathbf{w}}} \in AC(V_{\mathbf{w}})$. It follows from the Patching Lemma (Theorem 5.1) that $h \in AC(Q_\delta)$.

Now

$$\|f - h\|_{BV(Q_\delta)} = \|f(1 - \chi)\|_{BV(Q_\delta)} \leq \|f\|_{BV(Q_\delta)} \|1 - \chi\|_{BV(Q_\delta)} < \epsilon$$

which completes the proof. \square

Combining the previous results and discussion with the Patching Lemma gives the following.

Corollary 6.9. $CTPP(\sigma) \subseteq AC(\sigma)$.

Theorem 6.10. Let $R = [0, 1] \times [0, 1]$. Then $C^1(R) \subseteq \text{cl}(CTPP(R))$ and hence $C^1(R) \subseteq AC(R)$.

Proof. Suppose that $f \in C^1(R)$. We shall show that f can be approximated arbitrarily closely by functions in $CTPP(R)$.

Fix $\epsilon > 0$. Choose $\delta > 0$ such that for all $\mathbf{x}, \mathbf{y} \in R$ with $\|\mathbf{x} - \mathbf{y}\| < \delta$,

$$(6.1) \quad |f(\mathbf{x}) - f(\mathbf{y})| < \epsilon, \quad \text{and} \quad \|\nabla f(\mathbf{x}) - \nabla f(\mathbf{y})\| < \epsilon.$$

Choose an integer $n > \sqrt{2}/\delta$. Triangulate R by drawing horizontal and vertical lines at multiples of $\frac{1}{n}$, and diagonals as in Figure 5. Each triangle then has diameter less than δ . Let g be the element of $CTPP(R)$ which agrees with f at all of the vertices of this triangulation.

Fix a triangle A in this triangulation. The above bounds imply that there exist m, M such that $M - m < \epsilon$ and $m \leq f \leq M$ on A . Since g is planar on A , $m \leq g \leq M$ on A too and hence $|f - g| < \epsilon$ on A . Thus $\|f - g\|_\infty < \epsilon$.

The more delicate estimate concerns the Lipschitz constant of $d = f - g$. Suppose first that $\mathbf{x} \neq \mathbf{y}$ lie in the same triangle A and let $\ell \subseteq A$ denote the line segment joining \mathbf{x} and \mathbf{y} . By the Mean Value Theorem there exists $\mathbf{q} \in \ell$ for which

$$|d(\mathbf{x}) - d(\mathbf{y})| = \|\nabla d(\mathbf{q})\| \|\mathbf{x} - \mathbf{y}\|.$$

Now as g is planar, $\nabla g = (g_{x_1}, g_{x_2})$ is constant. So, using the Mean Value Theorem on g along the sides of A parallel to the coordinate axes, and the fact that $f = g$ on

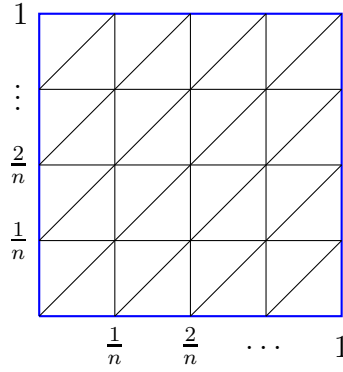


FIGURE 5. The triangulation \mathcal{A} used in the proof of Theorem 6.10.

the vertices of A , one sees that there exist ξ and η on the boundary of A such that

$$\nabla g(\mathbf{q}) = \left(\frac{\partial f}{\partial x_1}(\xi), \frac{\partial f}{\partial x_2}(\eta) \right).$$

Thus

$$\|\nabla d(\mathbf{q})\|^2 = \left(\frac{\partial f}{\partial x_1}(\mathbf{q}) - \frac{\partial f}{\partial x_1}(\xi) \right)^2 + \left(\frac{\partial f}{\partial x_2}(\mathbf{q}) - \frac{\partial f}{\partial x_2}(\eta) \right)^2 < 2\epsilon^2$$

by (6.1), and so

$$(6.2) \quad |d(\mathbf{x}) - d(\mathbf{y})| < \sqrt{2}\epsilon \|\mathbf{x} - \mathbf{y}\|.$$

One may now extend (6.2) to general $\mathbf{x} \neq \mathbf{y} \in R$ by splitting the line segment between \mathbf{x} and \mathbf{y} into segments which lie entirely in a single triangle and then using the triangle inequality. Thus,

$$\|f - g\|_{\text{Lip}(R)} \leq \epsilon + \sqrt{2}\epsilon.$$

Since $\text{CTPP}(\sigma) \subseteq AC(R)$, it now follows from Lemma 4.1 that $f \in AC(R)$. \square

It now remains to show that $\text{CTPP}(\sigma)$ is dense in $AC(\sigma)$.

Theorem 6.11. *CTPP(σ) is dense in $AC(\sigma)$.*

Proof. Suppose that $f \in AC(\sigma)$. Fix a closed rectangle R containing σ . Making use of the affine invariance of the norms, it suffices assume that $R = [0, 1] \times [0, 1]$. Given any $\epsilon > 0$, there exists a polynomial p such that $\|f - p\|_{BV(\sigma)} < \epsilon/2$. Since $p \in C^1(R)$, Theorem 6.10 implies that there exists $g \in \text{CTPP}(R)$ with $\|p - g\|_{BV(R)} < \epsilon/2$. Thus $\|f - g\|_{BV(\sigma)} < \epsilon$. \square

The result of Theorem 6.10 can now be extended to general compact sets.

Theorem 6.12. *Suppose that σ is a nonempty compact subset of the plane. Then $C^1(\sigma)$ is a dense subset of $AC(\sigma)$.*

Proof. Suppose that $f \in C^1(\sigma)$, and so it admits a C^1 extension (which we shall also denote f) on some open neighbourhood V of σ . Suppose that $\mathbf{x} \in \sigma$. Then there exists a closed rectangle $R_{\mathbf{x}}$ centred at \mathbf{x} which lies inside V . By Theorem 6.10 $f|_{R_{\mathbf{x}}} \in AC(R_{\mathbf{x}})$. The set $U_{\mathbf{x}} = R_{\mathbf{x}} \cap \sigma$ is a compact neighbourhood of \mathbf{x} and

$f|_{U_{\mathbf{x}}} \in AC(U_{\mathbf{x}})$, so we can use the Patching Lemma to deduce that $f \in AC(\sigma)$. The density of $C^1(\sigma)$ follows from the fact that the polynomials lie in $C^1(\sigma)$. \square

In many situations we would like to be able to require that a CTPP approximation to an AC function agrees with the function at certain specified points. In the proof of Theorem 6.10 above, the function $g \in \text{CTPP}(R)$ agrees with the C^1 function f at each vertex of the triangulation. It is easy to remove the C^1 condition on f .

Lemma 6.13. *Let A be a triangle in the plane and suppose that $f \in AC(A)$. For all $\epsilon > 0$ there exists $g \in \text{CTPP}(A)$ such that $\|f - g\|_{BV(A)} < \epsilon$ and such that $f(\mathbf{x}) = g(\mathbf{x})$ at each of the vertices of A .*

Proof. By Theorem 6.11 there exists $g_0 \in \text{CTPP}(A)$ such that $\|f - g_0\|_{BV(A)} < \epsilon/4$. Let h be the planar function on A which agrees with $f - g_0$ at each of the three vertices. Then

$$\|h\|_{BV(A)} = \|h\|_{\infty} + \left(\max_A h - \min_A h \right) \leq 3 \|h\|_{\infty} \leq 3 \|f - g_0\|_{BV(A)} < \frac{3\epsilon}{4}.$$

The function $g = g_0 + h$ has the required properties. \square

Theorem 6.14. *Suppose that σ is a nonempty compact set and that $f \in AC(\sigma)$. Given any finite set of points $\{\mathbf{x}_1, \dots, \mathbf{x}_n\} \subseteq \sigma$ and any $\epsilon > 0$ there exists $g \in \text{CTPP}(\sigma)$ such that $\|f - g\|_{BV(\sigma)} < \epsilon$ and such that $f(\mathbf{x}_i) = g(\mathbf{x}_i)$ at each point \mathbf{x}_i .*

Proof. By Theorem 6.11 there exists $g_0 \in \text{CTPP}(\sigma)$ such that $\|f - g_0\|_{BV(\sigma)} < \frac{\epsilon}{4n+2}$. Using Proposition 2.10 of [3] one can see that the function

$$b(x, y) = \max(\min(1 - |x|, 1 - |y|), 0)$$

is in $\text{CTPP}(R_0)$, with variation at most 4, on any rectangle R_0 containing $[-1, 1] \times [-1, 1]$. Choose $\delta > 0$ so that the squares centred at the points \mathbf{x}_i with side length 2δ are all disjoint. Now define

$$h(\mathbf{x}) = \sum_{i=1}^n (f(\mathbf{x}_i) - g_0(\mathbf{x}_i)) b\left(\frac{\mathbf{x} - \mathbf{x}_i}{\delta}\right).$$

Then $h \in \text{CTPP}(R)$ on any suitable rectangle containing σ . Note that $|f(\mathbf{x}_i) - g_0(\mathbf{x}_i)| \leq \|f - g_0\|_{BV(\sigma)} < \frac{\epsilon}{4n+2}$ so (using Proposition 3.7 of [1] and the invariance of norms under affine transformations)

$$\text{var}(h, R) < n \frac{\epsilon}{4n+2} \text{var}(b, R_0) < \frac{4n}{4n+2} \epsilon.$$

Since $\|h\|_{\infty} < \frac{\epsilon}{4n+2}$ we have that $\|h\|_{BV(R)} < \left(\frac{4n+1}{4n+2}\right) \epsilon$.

Let $g = g_0 + h$. Then $g \in \text{CTPP}(\sigma)$. Clearly $g(\mathbf{x}_i) = f(\mathbf{x}_i)$ and

$$\|f - g\|_{BV(\sigma)} \leq \|f - g_0\|_{BV(\sigma)} + \|h\|_{BV(\sigma)} < \epsilon$$

as required. \square

7. EXTENSION AND JOINING RESULTS

In this final section we shall return to the considerations of Questions 3.1 and 3.2. These problems, which arise naturally in the study of $AC(\sigma)$ operators, are closely related.

Suppose then that $\sigma_1 \subseteq \sigma$ and that $f \in AC(\sigma_1)$. Let $\sigma_2 = \text{cl}(\sigma \setminus \sigma_1)$. In order to find an extension $\hat{f} \in AC(\sigma)$ one typically must first define \hat{f} on σ_2 in such a way

that $\hat{f} \in AC(\sigma_2)$, and then show that the absolute continuity is preserved on the set σ .

If one has some convexity, then it is relatively easy to prove ‘extension’ and ‘joining’ results. The following joining result is a minor adaptation of Lemma 3.2 from [3].

Lemma 7.1. *Suppose that σ is a nonempty compact convex set which intersects the x -axis. Let*

$$\sigma_1 = \{(x, y) \in \sigma : y \geq 0\}, \quad \sigma_2 = \{(x, y) \in \sigma : y \leq 0\}.$$

Suppose that $f : \sigma \rightarrow \mathbb{C}$. If $f|_{\sigma_1} \in AC(\sigma_1)$ and $f|_{\sigma_2} \in AC(\sigma_2)$, then $f \in AC(\sigma)$ and

$$\|f\|_{BV(\sigma)} \leq \|f_1\|_{BV(\sigma_1)} + \|f_2\|_{BV(\sigma_2)}.$$

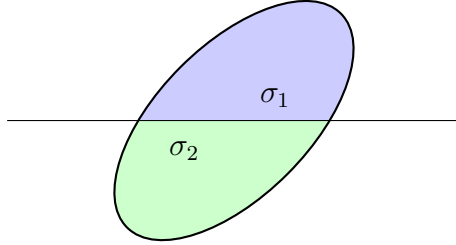


FIGURE 6. Diagram for Lemma 7.1.

Proof. Let $\sigma_{\mathbb{R}} = \sigma_1 \cap \sigma_2 = [a, b] \times \{0\}$. To avoid trivial cases we shall assume that $(a, b) \times \{0\}$ lies in the interior of σ . The convexity of σ implies that there exists a polygon P containing σ such that $\{x : (x, 0) \in P\} = [a, b]$. Let $P^+ = \{(x, y) \in P : y \geq 0\}$ and let $P^- = \{(x, y) \in P : y \leq 0\}$.

Suppose first that f vanishes on $\sigma_{\mathbb{R}}$. Fix $\epsilon > 0$. As $f|_{\sigma_1} \in AC(\sigma_1)$ there exists $g_1 \in \text{CTPP}(\sigma_1)$ with $\|f - g_1\|_{BV(\sigma_1)} < \epsilon/4$. Note that $q(x) = g_1(x, 0)$ is a piecewise linear function on $\sigma_{\mathbb{R}}$ with $\|q\|_{BV(\sigma_{\mathbb{R}})} = \|g_1\|_{BV(\sigma_{\mathbb{R}})} \leq \|f - g_1\|_{BV(\sigma_1)} < \epsilon/4$. Extend g_1 to σ_2 by setting, for $(x, y) \in \sigma_2 \setminus \sigma_1$,

$$g_1(x, y) = \begin{cases} q(a), & \text{if } x < a, \\ q(x), & \text{if } a \leq x \leq b, \\ q(b), & \text{if } x > b. \end{cases}$$

We claim that $g_1 \in \text{CTPP}(\sigma)$. Note that by Lemma 6.2, there is a triangulation \mathcal{A}^+ of P^+ such that $g_1|_{\sigma_1}$ admits an extension $G^+ \in \text{CTPP}(P^+, \mathcal{A}^+)$. Since $g_1|_{\sigma_2}$ depends in a piecewise linear way on the x variable (and is independent of the y variable), $g_1|_{\sigma_2} \in \text{CTPP}(\sigma_2)$ and so there is a triangulation \mathcal{A}^- of P^- such that $g_1|_{\sigma_2}$ admits an extension $G^- \in \text{CTPP}(P^-, \mathcal{A}^-)$. Since P^+ and P^- only meet along $\sigma_{\mathbb{R}}$,

$$G(x, y) = \begin{cases} G^+(x, y), & \text{if } (x, y) \in P^+, \\ G^-(x, y), & \text{if } (x, y) \in P^- \end{cases}$$

is an extension of g_1 in $\text{CTPP}(P, \mathcal{A}^+ \cup \mathcal{A}^-)$ which proves the claim.

Using Proposition 4.4 in [1] we may deduce that $\text{var}(g_1, \sigma_2) = \text{var}(q, \sigma_{\mathbb{R}})$ and hence that $\|g_1\|_{BV(\sigma_2)} < \epsilon/4$.

Similarly, we may construct $g_2 \in \text{CTPP}(\sigma)$ such that $\|f - g_2\|_{BV(\sigma_2)} < \epsilon/4$ and $\|g_2|_{\sigma_1}\|_{BV(\sigma_1)} < \epsilon/4$. Let $g = g_1 + g_2 \in \text{CTPP}(\sigma)$. Then

$$\|f - g\|_{BV(\sigma_1)} < \frac{\epsilon}{2} \quad \text{and} \quad \|f - g\|_{BV(\sigma_2)} < \frac{\epsilon}{2}$$

so, since σ is convex, Theorem 3.4 gives $\|f - g\|_{BV(\sigma)} < \epsilon$. It follows that $f \in AC(\sigma)$.

For general f , define $h : \sigma \rightarrow \mathbb{C}$ by

$$h(x, y) = \begin{cases} f(a, 0), & \text{if } x < a, \\ f(x, 0), & \text{if } a \leq x \leq b, \\ f(b, 0), & \text{if } x > b. \end{cases}$$

and $f_1 = f - h$. Since $h \in AC(\sigma)$ (using [1, Proposition 4.4]), $f_1|_{\sigma_1} \in AC(\sigma_1)$, $f_1|_{\sigma_2} \in AC(\sigma_2)$ and f_1 vanishes on the real axis. It follows that f_1 and consequently f are both in $AC(\sigma)$.

The norm estimate is given by Theorem 3.4. \square

Remark 7.2. The algorithm for defining g_1 in the above proof might fail to produce an element of $\text{CTPP}(\sigma)$ in the absence of convexity. As an example, consider the connected compact set $\sigma = \{(x, y) : x^2 \leq |y| \leq 1\}$ and let

$$g_1(x, y) = \begin{cases} x, & \text{if } y \geq 0, \\ 0, & \text{if } y < 0. \end{cases}$$

In this case $g_1|_{\sigma_1} \in \text{CTPP}(\sigma_1)$ and $g_1|_{\sigma_2} \in \text{CTPP}(\sigma_2)$, but $g_1 \notin \text{CTPP}(\sigma)$ since one cannot join the piecewise planar parts in a continuous way on any polygon containing σ . Note however that one can use an approximation argument to show that $g_1 \in AC(\sigma)$.

Obviously, using affine invariance, one can replace the real line in Lemma 7.1 with any line in the plane.

The hypothesis of convexity in Lemma 7.1 can be relaxed somewhat at the cost of having less control over the norm of the joined function. Without aiming for maximum generality, we can now extend this sort of result to more general situations.

Lemma 7.3. *Let $R = J \times K$ be a rectangle in \mathbb{R}^2 and suppose that $\sigma_0 \subseteq R$ is the graph of a continuous convex function $\phi : J \rightarrow K$. If $f \in AC(\sigma_0)$ then there exists an extension $g \in AC(R)$ of f with $\|g\|_{BV(R)} \leq 2\|f\|_{BV(\sigma_0)}$.*

Proof. We shall start by defining a map $\Psi : BV(\sigma_0) \rightarrow BV(J)$. Suppose then that $f \in BV(\sigma_0)$. First consider the function $J \rightarrow \mathbb{C}$, defined by $\hat{f}(x) = f(x, \phi(x))$. Suppose that $S = [x_0, \dots, x_n]$ is a finite increasing list of elements of J . Let $\check{S} = [(x_0, \phi(x_0)), \dots, (x_n, \phi(x_n))] \in \sigma_0$. Then

$$\begin{aligned} \text{cvar}(\hat{f}, S) &= \sum_{i=1}^n |\hat{f}(x_i) - \hat{f}(x_{i-1})| = \sum_{i=1}^n |f(x_i, \phi(x_i)) - f(x_{i-1}, \phi(x_{i-1}))| \\ &\leq \frac{\text{vf}(\check{S}) \text{cvar}(f, \check{S})}{\text{vf}(\check{S})} \\ &\leq \text{vf}(\check{S}) \text{var}(f, \sigma_0). \end{aligned}$$

Recall that as J is a real interval, $\text{var}(\hat{f}, J)$ is the supremum of $\text{cvar}(\hat{f}, S)$ taken over all such increasing lists of elements S . Also, as ϕ is convex, $\text{vf}(\check{S}) \leq 2$. Thus $\text{var}(\hat{f}, J) \leq 2 \text{var}(f, \sigma_0)$. It follows easily now that setting $\Psi(f) = \hat{f}$ defines a bounded linear operator from $BV(\sigma_0)$ to $BV(J)$.

Suppose that $p(x, y) = \sum_{k, \ell} c_{k, \ell} x^k y^\ell$ is a polynomial in two variables. Since ϕ is a continuous convex function on a bounded interval, it is absolutely continuous (see [10, Theorem 14.12]). Then $\Psi(p)(x) = \sum_{k, \ell} c_{k, \ell} x^k \phi(x)^\ell$ is also absolutely continuous on J . Since Ψ is continuous, it must therefore map $AC(\sigma_0)$ into $AC(J)$. (In fact the map is clearly an isomorphism.)

For $(x, y) \in R$, let $g(x, y) = \hat{f}(x)$. By Proposition 4.4 of [1], g is absolutely continuous on R and $\|g\|_{BV(R)} = \|\hat{f}\|_{BV(J)} \leq 2 \|f\|_{BV(\sigma_0)}$. \square

Remark 7.4. The factor of 2 in the above lemma is necessary, at least for the given construction. Let $\phi : [-1, 1] \rightarrow [0, 1]$, $\phi(x) = |x|$, and $f(x, |x|) = |x|$. If σ_0 is the graph of ϕ then $\text{var}(f, \sigma_0) = 1$, but $\text{var}(\hat{f}, [-1, 1]) = 2$.

One can obviously prove analogous theorems to cover situations where the function ϕ is less well-behaved, at the expense of replacing the constant 2 with the ‘variation factor’ of the graph of ϕ . The method of proof of the lemma will certainly fail for a highly oscillatory curve ϕ .

Lemma 7.5. *Let $R \subseteq \mathbb{R}^2$ be a rectangle with centre \mathbf{x} . Let S be any closed sector of R with vertex \mathbf{x} and let σ be the part of the boundary of S consisting of the two sides of S that meet at \mathbf{x} . If $f \in AC(\sigma)$ then there is an extension $g \in AC(R)$ of f with $\|g\|_{BV(R)} \leq 2 \|f\|_{BV\sigma}$.*

Proof. By affine invariance it suffices to consider the case where \mathbf{x} is the origin and $\sigma = \{(x, y) \in R : y = \alpha|x|\}$ for some $\alpha \in \mathbb{R}$. Let R_1 be the smallest rectangle with sides parallel to the axes which contains R and let $\sigma_1 = \{(x, y) \in R_1 : y = \alpha|x|\}$. It is easy to extend f to σ_1 , without increase in norm, by making it constant on $\sigma_1 \setminus \sigma$. By Lemma 7.1 we can now extend f to $g_1 \in AC(R_1)$ and then let $g = g_1|_R$. \square

Theorem 7.6. *Suppose that σ_1 and σ_2 are nonempty compact subsets of the plane with polygonal boundaries, and that $\sigma = \sigma_1 \cup \sigma_2$. Suppose that $f : \sigma \rightarrow \mathbb{C}$. If $f|_{\sigma_1} \in AC(\sigma_1)$ and $f|_{\sigma_2} \in AC(\sigma_2)$ then $f \in AC(\sigma)$.*

Proof. It suffices to consider the case where σ_1 and σ_2 have disjoint interiors. If this were not the case, then we could replace σ_2 with $\text{cl}(\sigma_2 \setminus \sigma_1)$.

Suppose that $\mathbf{x} \in \sigma$. If \mathbf{x} lies in only one of the sets σ_1 or σ_2 , or if \mathbf{x} lies in the interior of either of these sets, then Theorem 5.1 implies that there exists a compact neighbourhood $U_{\mathbf{x}}$ of \mathbf{x} in σ such that $f|_{U_{\mathbf{x}}} \in AC(U_{\mathbf{x}})$.

The remaining case is when \mathbf{x} lies in the intersection of the boundaries of σ_1 and σ_2 . Since these sets have polygonal boundaries, we can choose a small square R centred at \mathbf{x} so that $R \cap \sigma$ consists of a finite number of sectors each with vertex \mathbf{x} . Indeed we can choose a collection of n lines through \mathbf{x} which split R into sectors S_1, \dots, S_{2n} in such a way that for $1 \leq i \leq 2n$, $\text{int}(S_i)$ is a subset of exactly one of σ_1, σ_2 or $R \setminus \sigma$. For convenience we shall number the sectors consecutively so that S_1, \dots, S_n lie on one side of one of the lines, and the remaining sectors lie on the other side. We can now extend f to the sectors where $\text{int}(S_i) \cap \sigma = \emptyset$ using Lemma 7.5. (Note that if more than one such sector is contiguous, you should apply

Lemma 7.5 to their union to obtain the extension.) This leads to an extension \hat{f} of f to all of R . Then $\hat{f}|_{S_i} \in AC(S_i)$ for all i .

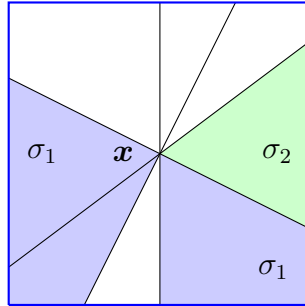


FIGURE 7. Sectors meeting at the vertex \mathbf{x} .

Repeated use of Lemma 7.1 (and the subsequent remark) shows that $\hat{f} \in AC(S_1 \cup \dots \cup S_n)$ and that $\hat{f} \in AC(S_{n+1} \cup \dots \cup S_{2n})$. Applying that lemma one more time implies that $\hat{f} \in AC(R)$. In particular, $f|(R \cap \sigma) \in AC(R \cap \sigma)$.

It now follows from the Patching Lemma that $f \in AC(\sigma)$. \square

REFERENCES

- [1] B. Ashton and I. Doust, *Functions of bounded variation on compact subsets of the plane*, Studia Math. **169** (2005), 163–188.
- [2] B. Ashton and I. Doust, *A comparison of algebras of functions of bounded variation*, Proc. Edinb. Math. Soc. (2) **49** (2006), 575–591.
- [3] B. Ashton and I. Doust, *$AC(\sigma)$ operators*, J. Operator Theory **65** (2011), 255–279.
- [4] B. Ashton and I. Doust, *Compact $AC(\sigma)$ operators*, Integral Equations Operator Theory **63** (2009), 459–472.
- [5] D. Bongiorno, *Absolutely continuous functions in \mathbb{R}^n* , J. Math. Anal. Appl. **303** (2005) 119–134.
- [6] J. A. Clarkson and C. R. Adams, *On definitions of bounded variation for functions of two variables*, Trans. Amer. Math. Soc. **35** (1933), 824–854.
- [7] M. Csörnyei, *Absolutely continuous functions of Rado, Reichelderfer, and Malý*, J. Math. Anal. Appl. **252** (2000) 147–166.
- [8] G. H. Meisters, *Polygons have ears*, Amer. Math. Monthly **82** (1975), 648–651.
- [9] H. Whitney, *Analytic extensions of differentiable functions defined in closed sets*, Trans. Amer. Math. Soc. **36** (1934), 63–89.
- [10] J. Yeh, *Lectures on Real Analysis*, World Scientific, Singapore, 2000.

IAN DOUST, SCHOOL OF MATHEMATICS AND STATISTICS, UNIVERSITY OF NEW SOUTH WALES, UNSW SYDNEY 2052 AUSTRALIA
E-mail address: i.doust@unsw.edu.au

MICHAEL LEINERT, INSTITUT FÜR ANGEWANDTE MATHEMATIK, UNIVERSITÄT HEIDELBERG, IM NEUENHEIMER FELD 294, D-69120 HEIDELBERG GERMANY
E-mail address: leinert@math.uni-heidelberg.de