

Tunable Spin Qubit Coupling Mediated by a Multi-Electron Quantum Dot

V. Srinivasa,* H. Xu, and J. M. Taylor

Joint Quantum Institute, University of Maryland, College Park, MD 20742,
USA and National Institute of Standards and Technology, Gaithersburg, MD 20899, USA

We present an approach for entangling electron spin qubits localized on spatially separated impurity atoms or quantum dots via a multi-electron, two-level quantum dot. The effective exchange interaction mediated by the dot can be understood as the simplest manifestation of Ruderman-Kittel-Kasuya-Yosida exchange, and can be manipulated through gate voltage control of level splittings and tunneling amplitudes within the system. This provides both a high degree of tuneability and a means for realizing high-fidelity two-qubit gates between spatially separated spins, yielding an experimentally accessible method of coupling donor electron spins in silicon via a hybrid impurity-dot system.

Single spins in solid-state systems represent versatile candidates for scalable quantum bits (qubits) in quantum information processing architectures [1–6]. In many proposals involving single-spin qubits localized on impurity atoms [2, 7] and within quantum dots [1, 8], two-qubit coupling schemes harness the advantages of tunneling-based nearest-neighbor exchange interactions: exchange gates are rapid, tunable, and protected against multiple types of noise [9–13]. These features have been demonstrated for electron spins in quantum dots [14–17], while a similar demonstration for spins localized on impurity atoms such as phosphorus donors in silicon remains an outstanding experimental challenge [6]. Although the exchange interaction originates from the long-range Coulomb interaction, its strength typically decays exponentially with distance [8, 18]. Long-range coupling via concatenation of multiple nearest-neighbor interactions is not ideal for coupling spatially separated electron spins, as it sets a low threshold error rate below which fault-tolerant quantum computing is feasible [19, 20]. A mechanism for long-range coupling that simultaneously enables scalability and robustness against errors is therefore key to realizing practical spin-based quantum information processing devices.

Approaches to implementing long-range interactions typically involve identifying a system that acts as a mediator of the interaction between the qubits. Proposals for such a quantum bus enabling coupling between spatially separated spin qubits include optical cavities and microwave stripline resonators [21–26], floating metallic gates [27], the collective modes of spin chains [28, 29], and superconducting systems [30, 31]. One proposed method of electrical control over the interaction between electron spins within certain molecular systems involves tuning the number of electrons occupying a mediating core [32]. Recently, long-range coupling of electrons located in the two outer quantum dots of a linear triple dot system has been demonstrated [33]. The effective exchange interaction in this system arises from the cotunneling of electrons via the (empty) center dot and exhibits the fourth-order dependence on tunneling amplitudes that is characteristic of superexchange [34], but suffers from a large

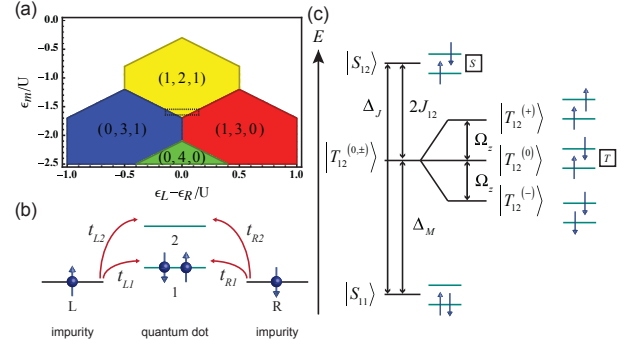


Figure 1: (a) Charge stability diagram for the combined impurity-dot three-site model ($U \equiv U_1$, $\epsilon_m \equiv \epsilon_1$), with the operating point indicated. (b) Schematic diagram showing the orbitals of a pair of single-level impurity atoms coupled via a two-level quantum dot. The electron occupation illustrates the initial configuration (1, 2, 1). Arrows depict the tunneling amplitudes defined in Eq. (2). Reversing the direction of an arrow corresponds to taking the complex conjugate of the associated tunneling amplitude. (c) Energy level diagram illustrating the two-spin states of the mediator dot used in our calculation.

virtual energy cost from the doubly occupied center dot states. In contrast, a many-electron quantum dot in the center can also couple distant spins via the Ruderman-Kittel-Kasuya-Yosida (RKKY) interaction, with low energy intermediate states [35], but perhaps at the cost of low fidelity as impurity-Fermi sea correlations become hard to disentangle.

Here, we show that a multi-level quantum dot containing two electrons can mediate a high-fidelity exchange interaction between two spatially separated single-electron spin qubits. We assume in what follows that the qubit electrons are localized on single-level impurity atoms, but our analysis also maps directly to the case of a triple quantum dot system with the same level structure and electron occupation. Our approach suggests an experimentally accessible method for achieving tunable coupling between donor electron spins in silicon [6, 36].

Hubbard model description: The minimal model for our approach comprises a two-level quantum dot coupled to two impurities which are chosen to be near their ionization point by appropriate choice of gate voltages. This reduces to a multi-orbital Hubbard model for a linear three-site system in the four-electron regime [37, 38]. We assume gate voltages can be applied to the system such that total electron number can be set to be four, while the charge stability diagram prefers the initial configuration of (1, 2, 1). Here, (n_L, n_M, n_R) represents the configuration with n_L (n_R) electrons in impurity orbital L (R) and n_M electrons in the mediator dot (Fig. 1). We work at a point in the charge stability diagram where transitions to charge configurations (0, 3, 1) and (1, 3, 0) are the closest available charge states, with detunings Δ_L, Δ_R [Fig. 1(a)].

We can write the Hamiltonian as $H_{\text{hub}} = H_n + H_t$, where

$$H_n = \sum_i \epsilon_i n_i + \frac{U_i}{2} n_i (n_i - 1) + \sum_{i \neq j} \frac{K_{ij}}{2} n_i n_j + J_{12} \sum_{\sigma, \sigma'} c_{1, \sigma}^\dagger c_{2, \sigma'}^\dagger c_{1, \sigma'} c_{2, \sigma}, \quad (1)$$

$$H_t = - \sum_{i=1,2} \sum_{\sigma} \left(t_{Li} c_{i, \sigma}^\dagger c_{L, \sigma} + t_{Ri} c_{i, \sigma}^\dagger c_{R, \sigma} + \text{h.c.} \right) \quad (2)$$

with $i, j = L, R, 1, 2$ denoting the left (L) and right (R) impurity orbital levels and the lower-energy (1) and higher-energy (2) orbitals of the center quantum dot [Fig. 1(b)]. H_n is diagonal with respect to the charge occupation defined by the set of eigenvalues of the electron number operators $n_i = \sum_{\sigma} n_{i, \sigma} = \sum_{\sigma} c_{i, \sigma}^\dagger c_{i, \sigma}$, where $c_{i, \sigma}^\dagger$ creates an electron in orbital i with spin σ . The quantity ϵ_i denotes the on-site energy of orbital i . U_i and K_{ij} are the the Coulomb repulsion energies for two electrons in the same orbital i and in different orbitals i and j , respectively, and J_{12} is the exchange energy for electrons in orbitals 1 and 2 of the dot with spins $\sigma, \sigma' = \uparrow, \downarrow$.

Since we assume at most single occupancy of the impurity levels L and R and a linear geometry for the three sites, we implicitly have set $U_L, U_R \rightarrow \infty$ and have neglected K_{LR} in Eq. (1). We also neglect the term involving U_2 , as configurations such as (0, 4, 0) which involve double occupancy of orbital 2 are both high in energy and not well justified within a two-orbital picture for the dot in the presence of the Coulomb interaction. Additionally, we assume symmetric Coulomb repulsion energies between the impurities and the dot and set $K_{Li} = K_{Ri} \equiv K_i$ for $i = 1, 2$, while we take exchange terms $J_{Ri} = J_{Li} = 0$, appropriate for weak tunneling. The tunneling term H_t couples subspaces of fixed charge occupation and is expressed in terms of the complex tunneling amplitudes $t_{Li, Ri}$ between orbitals L, R and orbital i of the dot. Note that we define $t_{Li, Ri}$ as the amplitudes for tunneling from the outer sites into the center dot and

$t_{Li, Ri}^*$ as the amplitudes for tunneling in the opposite direction [see Fig. 1(b)].

In the present work, we are interested in a system where we can effectively turn on and off the induced exchange, either by gate voltage (varying the energy difference between different charge sectors) or by tuning tunneling. We consider our low energy manifold to be the (1, 2, 1) charge configuration with the center dot spins in the lowest energy singlet. This set of states is gapped (as shown below) from other configurations by an energy large compared to typical dilution refrigerator temperatures, and provides the starting point for our perturbation theory. To further simplify the calculation, we note that the Hubbard Hamiltonian H_{hub} conserves both the total spin S_{tot} and the total z component of spin S_z for the four-electron system. Thus we can independently consider the two subspaces ($S_{\text{tot}} = 0, S_z = 0$) and ($S_{\text{tot}} = 1, S_z = 0$). Since H_t is independent of spin, the set of charge configurations generated by applying H_t to (1, 2, 1) is identical for these two spin subspaces. Neglecting configurations which involve double occupancy of orbitals L, R , and 2, the intermediate charge configurations generated by H_t are (0, 3, 1), (1, 3, 0), and (1, 2*, 1), where $n_M = 3$ indicates that an electron initially on an impurity atom has tunneled to orbital 2 of the quantum dot and $n_M = 2^*$ denotes an excited two-electron state of the dot in which one electron is in orbital 1 and the second electron is in orbital 2 (see Fig. 2). According to Eq. (1), the energies of the (1, 2, 1) states are identical in the absence of tunneling via the center dot and are equal to $E_0 = \epsilon_L + \epsilon_R + 2\epsilon_1 + U_1 + 4K_1$. Choosing E_0 as the energy origin, we can determine the zeroth-order energies of the intermediate states from Eq. (1). The energies of the (0, 3, 1) [(1, 3, 0)] states are

$$\Delta_{L(R)} = \epsilon_2 - \epsilon_{L(R)} + W, \quad (3)$$

where $W \equiv -2K_1 + K_2 + 2K_{12} - J_{12}$. The energy of each (1, 2*, 1) state has one of two values, depending on the two-spin state of the center dot electrons: for the triplet and singlet states, the energies [Fig. 1(c)] are, respectively,

$$\Delta_M = \epsilon_2 - \epsilon_1 + W - U_1 + K_2 - K_{12}, \quad (4)$$

$$\Delta_J = \Delta_M + 2J_{12}. \quad (5)$$

Within our toy model, the effective exchange coupling is given by the energy splitting between the states $|(1, 2, 1); S_{LR}, S_{11}\rangle$ and $|(1, 2, 1); T_{LR}^{(0)}, S_{11}\rangle$ in the presence of the tunneling term H_t , which is regarded as a perturbation to H_n . Here, $|S_{ij}\rangle$ and $|T_{ij}^{(m)}\rangle$ represent two-electron singlet and triplet spin states of the electrons in orbitals i, j and $m = 0, \pm$ indicates the spin magnetic quantum number of the triplet state. Since there is no magnetic field term present in our model, the three states $|T_{ij}^{(0, \pm)}\rangle$ are degenerate in energy [see Fig. 1(c)] and we

may choose a representative triplet state to calculate the singlet-triplet energy splitting. Extensions to large parallel magnetic field cause no changes for homogeneous g factors throughout the impurity-dot system; inhomogeneous corrections are considered at the end of this work.

We now calculate the energy shifts of the $(1, 2, 1)$ states due to H_t . For $S_{\text{tot}} = 0$, the matrix representation of H_{hub} in the basis $\{|(1, 2, 1); S_{LR}, S_{11}\rangle, |(0, 3, 1); S_{R2}, S_{11}\rangle, |(1, 3, 0); S_{L2}, S_{11}\rangle, |(1, 2^*, 1); S_{LR}, S_{12}\rangle, |(1, 2^*, 1); T_{LR}, T_{12}, +\rangle\}$, where $|T_{LR}, T_{12}, +\rangle \equiv \left(|T_{LR}^{(0)}, T_{12}^{(0)}\rangle - |T_{LR}^{(+)}, T_{12}^{(-)}\rangle - |T_{LR}^{(-)}, T_{12}^{(+)}\rangle \right) / \sqrt{3}$ is symmetric with respect to exchange of the electron spin pairs LR and 12 , is given by

$$H_S \equiv \begin{pmatrix} 0 & -t_{L2}^* & -t_{R2}^* & & & \\ -t_{L2} & \Delta_L & & \frac{t_{L1}}{\sqrt{2}} & -\sqrt{\frac{3}{2}}t_{L1} & \\ -t_{R2} & & \Delta_R & \frac{t_{R1}}{\sqrt{2}} & \sqrt{\frac{3}{2}}t_{R1} & \\ \hline & \frac{t_{L1}^*}{\sqrt{2}} & \frac{t_{R1}^*}{\sqrt{2}} & \Delta_J & & \\ -\sqrt{\frac{3}{2}}t_{L1}^* & \sqrt{\frac{3}{2}}t_{R1}^* & & & \Delta_M & \end{pmatrix}. \quad (6)$$

For the $S_{\text{tot}} = 1$ subspace in the basis $\{|(1, 2, 1); T_{LR}^{(0)}, S_{11}\rangle, |(0, 3, 1); T_{R2}^{(0)}, S_{11}\rangle, |(1, 3, 0); T_{L2}^{(0)}, S_{11}\rangle, |(1, 2^*, 1); T_{LR}^{(0)}, S_{12}\rangle, |(1, 2^*, 1); S_{LR}, T_{12}^{(0)}\rangle, |(1, 2^*, 1); T_{LR}, T_{12}, -\rangle\}$, where $|T_{LR}, T_{12}, -\rangle \equiv \left(|T_{LR}^{(+)}, T_{12}^{(-)}\rangle - |T_{LR}^{(-)}, T_{12}^{(+)}\rangle \right) / \sqrt{2}$ is antisymmetric with respect to exchange of the electron spin pairs LR and 12 , H_{hub} takes the form

$$H_T \equiv \begin{pmatrix} 0 & t_{L2}^* & -t_{R2}^* & & & \\ t_{L2} & \Delta_L & & -\frac{t_{L1}}{\sqrt{2}} & \frac{t_{L1}}{\sqrt{2}} & t_{L1} \\ -t_{R2} & & \Delta_R & \frac{t_{R1}}{\sqrt{2}} & \frac{t_{R1}}{\sqrt{2}} & -t_{R1} \\ \hline & -\frac{t_{L1}^*}{\sqrt{2}} & \frac{t_{R1}^*}{\sqrt{2}} & \Delta_J & & \\ \frac{t_{L1}^*}{\sqrt{2}} & \frac{t_{R1}^*}{\sqrt{2}} & & & \Delta_M & \\ t_{L1}^* & -t_{R1}^* & & & & \Delta_M \end{pmatrix}. \quad (7)$$

Using Eqs. (6) and (7), we calculate the energy shifts of $|(1, 2, 1); S_{LR}, S_{11}\rangle$ and $|(1, 2, 1); T_{LR}^{(0)}, S_{11}\rangle$ up to fourth order in H_t . We find that the first-order and third-order corrections to the energy vanish, while the second-order shifts are identical for both states. The fourth-order shifts $\delta E_S^{(4)}$ and $\delta E_T^{(4)}$ are therefore the lowest-order corrections that give rise to an energy splitting. The difference $\delta E_T^{(4)} - \delta E_S^{(4)}$ is the Heisenberg exchange coupling J , which we find to be given by

$$J = -2 \left(\frac{t_{R2}^* t_{R1} t_{L1}^* t_{L2}}{\Delta_R \Delta_M \Delta_L} + c.c. \right). \quad (8)$$

This is the central result of our paper: using an initial singlet configuration yields an RKKY-like interaction, including both small intermediate energy states (Δ_M being

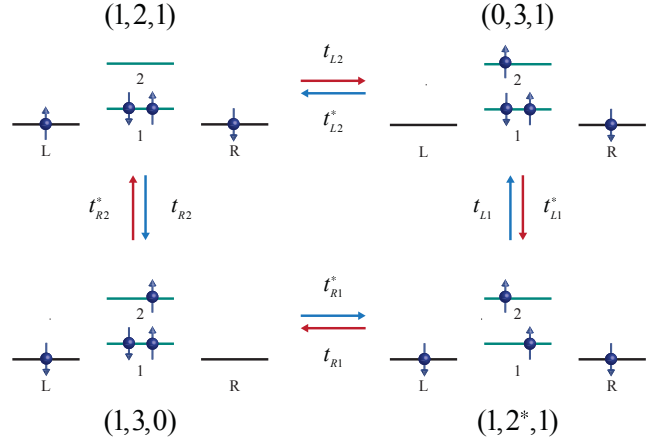


Figure 2: Schematic illustration of virtual tunneling processes which give rise to the effective exchange interaction in Eq. (8). The red (blue) arrows correspond to the process in which the electron in orbital L (R) tunnels to the center dot in the first step. Each step is labeled with the tunnel coupling for the associated hopping term in H_t [Eq. (2)].

‘small’) and non-trivial interference terms (the phases of the tunneling terms matter).

We now examine Eq. (8). First, we remark that Δ_J , which differs from Δ_M by the intradot exchange splitting $2J_{12}$, does not appear in this expression. From the dependence of Eq. (8) on Δ_L , Δ_R , and Δ_M , we see that J is inversely proportional to the energy detunings $\epsilon_2 - \epsilon_L$ and $\epsilon_2 - \epsilon_R$ between orbital 2 of the quantum dot and the impurity orbitals as well as to the on-site energy difference $\epsilon_2 - \epsilon_1$ between the two levels of the quantum dot. As the detunings can be controlled via the voltages applied to the dot and can in principle be made arbitrarily small (as long as the detunings remain much larger than the tunnel couplings), the strength of the exchange coupling mediated by the two-level dot is highly tunable and may be made large. This is in contrast to keeping a large detuning to suppress sequential tunneling [33], which limits the maximum achievable coupling strength.

We now turn to the phase dependence in Eq. (8). The term corresponds to two alternative pathways for the electrons which give rise to the effective coupling J (Fig. 2); thus, the interaction can have interference between these pathways, leading to the phase terms of tunneling controlling the strength of the interaction, since the relative phase of the two pathways cannot be removed via any single unitary transformation of the Hubbard Hamiltonian. This provides a glimpse of the beginning of the expected sign fluctuations in exchange for a true RKKY interaction, where the finite k_F of our two-electron Fermi ‘sea’ matters.

Charge noise and exchange gate fidelity: Fluctuating electric fields introduce variations in the parameters determining the effective exchange J in Eq. (8) and consequently affect the operation of exchange-based

gates [1, 39, 40]. Here, we consider the effects of classical charge noise on the detuning parameters Δ_α for $\alpha = L, M, R$ and calculate the fidelity of the exchange gate $\hat{U}(\tau) = \exp(-iH_{\text{exch}}\tau)$, where $H_{\text{exch}} = -J|S_{LR}, S_{11}\rangle\langle S_{LR}, S_{11}|$ and $|S_{LR}, S_{11}\rangle$ is the corrected state after elimination of states outside the $(1, 2, 1)$ subspace (note that we suppress the charge state in this notation, since the effective Hamiltonian acts only in this subspace). Letting $\Delta_\alpha \rightarrow \Delta_\alpha + \delta_\alpha$, where δ_α represents small fluctuations about the average detuning Δ_α , and expanding to first order in δ_α gives $J \rightarrow J' = J(1 - \sum_\alpha \delta_\alpha/\Delta_\alpha)$. We assume that the fluctuations δ_α are independent and described by Gaussian distributions $\rho_\alpha(\delta_\alpha) = e^{-\delta_\alpha^2/2\sigma_\alpha^2}/\sqrt{2\pi}\sigma_\alpha$. The average of the exchange gate over these fluctuations is then given by $\hat{U}'(\tau) = \mathbf{1} + \left(\langle e^{iJ'\tau} \rangle - 1\right)|S_{LR}, S_{11}\rangle\langle S_{LR}, S_{11}|$, where $\langle e^{iJ'\tau} \rangle = e^{-(J^2\tau^2/2)\sum_\alpha \sigma_\alpha^2/\Delta_\alpha^2} e^{iJ\tau}$. Note that the amplitude of $\langle e^{iJ'\tau} \rangle$ describes Gaussian decay of the form $e^{-\tau^2/T_d^2}$ with a decay time $T_d = (1/J)\sqrt{2/\sum_\alpha \sigma_\alpha^2/\Delta_\alpha^2}$ [41].

We define the minimum gate fidelity as $F_{\text{min}}(\tau) = e^{-\tau^2/T_2^{*2}} \left| \langle \psi_0 | \hat{U}_0^\dagger(\tau) \hat{U}'(\tau) | \psi_0 \rangle \right|^2$ [42], where $\hat{U}_0(\tau) = \mathbf{1} + (e^{iJ\tau} - 1)|S_{LR}, S_{11}\rangle\langle S_{LR}, S_{11}|$ is the ideal gate and $|\psi_0\rangle = \left(|T_{LR}^{(0)}, S_{11}\rangle + |S_{LR}, S_{11}\rangle \right) / \sqrt{2} = |\uparrow_L \downarrow_R, S_{11}\rangle$ is a state for which the exchange gate error is maximized. We also include a factor $e^{-\tau^2/T_2^{*2}}$ to account for additional decay characterized by a time T_2^* over the gate duration τ . Using the expression for $\langle e^{iJ'\tau} \rangle$, we find

$$F_{\text{min}}(\tau) = \frac{e^{-\tau^2/T_2^{*2}}}{4} \left(1 + e^{-\frac{1}{2}J^2\tau^2 \sum_\alpha \frac{\sigma_\alpha^2}{\Delta_\alpha^2}} \right). \quad (9)$$

We plot this fidelity for the square-root-of-swap entangling gate $U_{\text{sw}}^{1/2} \equiv \hat{U}(\pi/2J)$ [1] as a function of the effective quantum dot level splitting Δ_M and symmetric effective impurity-dot detunings $\Delta_L = \Delta_R \equiv \Delta_I$ in Fig. 3, where we choose charge noise standard deviations $\sigma_L = \sigma_R = \sigma_M = 2 \mu\text{eV}$ and $T_2^* = 1$ ms. For $\Delta_M = 90 \mu\text{eV}$, $\Delta_I = 60 \mu\text{eV}$, and a tunnel coupling $t_{Li} = t_{Ri} = t = 2 \mu\text{eV}$, which is relevant for phosphorus donors in silicon [36], we find $J = 4t^4/\Delta_R\Delta_M\Delta_L = 0.2$ neV. This exchange coupling strength corresponds to a gate time $\tau_{\text{gate}} = \pi/2J \approx 5 \mu\text{s}$ and gate fidelity $F_{\text{min}} \approx 0.997$. Thus, setting the quantum dot level splitting and impurity-dot detunings to values within an optimal range in principle enables high-fidelity exchange gates.

Finally, studies of exchange in multi-electron quantum dots [43–45] suggest that exchange coupling of the type discussed in the present work, which is derived from tunneling via an excited orbital of a multi-level quantum dot with lower-energy orbitals filled by electron pairs, may

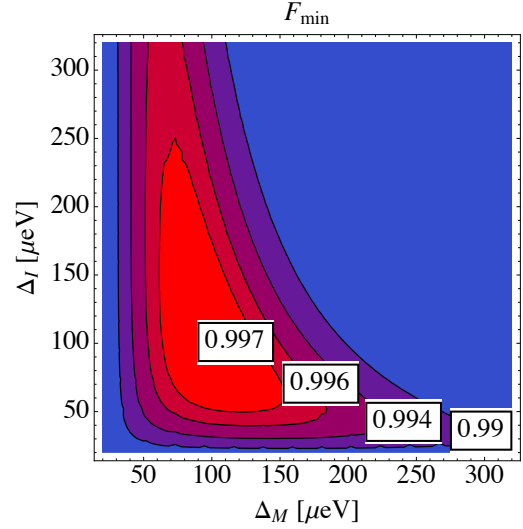


Figure 3: Minimum fidelity [Eq. (9)] of the square-root-of-swap exchange gate $U_{\text{sw}}^{1/2} \equiv \hat{U}(\pi/2J)$ as a function of the quantum dot level splitting Δ_M and impurity-dot detunings $\Delta_L = \Delta_R \equiv \Delta_I$ for $\sigma_L = \sigma_R = \sigma_M = 2 \mu\text{eV}$, $T_2^* = 1$ ms, and $t_{Li} = t_{Ri} = t = 2 \mu\text{eV}$.

exhibit increased robustness against fluctuations caused by charge noise due to screening of the Coulomb interaction by the paired “core” electrons already present in the dot.

Effects of inhomogeneous g factors: In the presence of an external magnetic field, a difference in the g factors of the impurities and the quantum dot couples the $S_{\text{tot}} = 0$ and $S_{\text{tot}} = 1$ subspaces. To investigate the form of this coupling, we assume an applied magnetic field $\mathbf{B} = B_z \hat{z}$ and add a magnetic gradient term of the form

$$H_Z = \frac{\Omega_z}{2} \sum_{i=1,2} (n_{i,\uparrow} - n_{i,\downarrow}) \quad (10)$$

to the Hubbard Hamiltonian [Eqs. (1) and (2)], where $\Omega_z \equiv \Delta g_z \mu_B B_z$ is the magnetic field splitting due to a g -factor gradient Δg_z parallel to the external field [see Fig. 1(c)]. The full Hamiltonian is then given by $H = H_{\text{hub}} + H_Z = H_n + H_t + H_Z$ and acts in the combined space consisting of both the $S_{\text{tot}} = 0$ and $S_{\text{tot}} = 1$ subspaces. We transform to a basis which diagonalizes $H_0 \equiv H_n + H_Z$ and treat H_t as a perturbation to H_0 . Keeping terms up to second order in the tunneling amplitudes and up to linear order in Ω_z , we find that the correction to the effective exchange Hamiltonian H_{exch} is given by $H_g = f_g \left(|T_{LR}^{(0)}, S_{11}\rangle\langle S_{LR}, S_{11}| + |S_{LR}, S_{11}\rangle\langle T_{LR}^{(0)}, S_{11}| \right)$, where

$$f_g = \frac{\Omega_z}{2} \left(\frac{|t_{L2}|^2}{\Delta_L^2} - \frac{|t_{R2}|^2}{\Delta_R^2} \right). \quad (11)$$

From this expression, we see that the effects of the g

factor inhomogeneity described by Eq. (10) can be eliminated up to first order in Ω_z and second order in the tunneling amplitudes by choosing t_{L2} , t_{R2} , Δ_L and Δ_R such that the constraint $\Delta_L^2/\Delta_R^2 = |t_{L2}|^2/|t_{R2}|^2$ is satisfied.

The validity of the toy model for the effective exchange coupling considered in the present work is limited by the validity of the two-level approximation for the mediator quantum dot in the presence of the Coulomb interaction among the four electrons. Future work should consider a detailed calculation of the effective exchange interaction mediated by the two-level quantum dot in terms of the general form of the pairwise Coulomb interaction and explore how this analysis may be extended to gain insight into the form of the coupling mediated by a quantum dot with more than two levels.

We thank A. Morello, W. Witzel, M. Carroll, and L. Glazman for helpful discussions. This work was supported by DARPA MTO and the NSF funded Physics Frontier Center at the JQI.

* Electronic address: vsrniv@umd.edu

- [1] D. Loss and D. P. DiVincenzo, Phys. Rev. A **57**, 120 (1998). ([document](#))
- [2] B. E. Kane, Nature **393**, 133 (1998). ([document](#))
- [3] R. Hanson, L. P. Kouwenhoven, J. R. Petta, S. Tarucha, and L. M. K. Vandersypen, Rev. Mod. Phys. **79**, 1217 (2007).
- [4] R. Hanson and D. D. Awschalom, Nature **453**, 1043 (2008).
- [5] D. D. Awschalom, L. C. Bassett, A. S. Dzurak, E. L. Hu, and J. R. Petta, Science **339**, 1174 (2013).
- [6] F. A. Zwanenburg, A. S. Dzurak, A. Morello, M. Y. Simmons, L. C. L. Hollenberg, G. Klimeck, S. Rogge, S. N. Coppersmith, and M. A. Eriksson, Rev. Mod. Phys. **85**, 961 (2013). ([document](#))
- [7] R. Vrijen, E. Yablonovitch, K. Wang, H. W. Jiang, A. Balandin, V. Roychowdhury, T. Mor, and D. DiVincenzo, Phys. Rev. A **62**, 012306 (2000). ([document](#))
- [8] G. Burkard, D. Loss, and D. P. DiVincenzo, Phys. Rev. B **59**, 2070 (1999). ([document](#))
- [9] D. P. DiVincenzo, D. Bacon, J. Kempe, G. Burkard, and K. B. Whaley, Nature **408**, 339 (2000). ([document](#))
- [10] L.-A. Wu and D. A. Lidar, Phys. Rev. Lett. **88**, 207902 (2002).
- [11] J. M. Taylor, H. A. Engel, W. Dur, A. Yacoby, C. M. Marcus, P. Zoller, and M. D. Lukin, Nature Phys. **1**, 177 (2005).
- [12] A. C. Doherty and M. P. Wardrop, Phys. Rev. Lett. **111**, 050503 (2013).
- [13] J. M. Taylor, V. Srinivasa, and J. Medford, Phys. Rev. Lett. **111**, 050502 (2013). ([document](#))
- [14] J. R. Petta, A. C. Johnson, J. M. Taylor, E. A. Laird, A. Yacoby, M. D. Lukin, C. M. Marcus, M. P. Hanson, and A. C. Gossard, Science **309**, 2180 (2005). ([document](#))
- [15] B. M. Maune, M. G. Borselli, B. Huang, T. D. Ladd, P. W. Deelman, K. S. Holabird, A. A. Kiselev, I. Alvarado-Rodriguez, R. S. Ross, A. E. Schmitz, et al., Nature **481**, 344 (2012).
- [16] J. Medford, J. Beil, J. M. Taylor, S. D. Bartlett, A. C. Doherty, E. I. Rashba, D. P. DiVincenzo, H. Lu, A. C. Gossard, and C. M. Marcus, Nature Nano. **8**, 654 (2013).
- [17] J. Medford, J. Beil, J. M. Taylor, E. I. Rashba, H. Lu, A. C. Gossard, and C. M. Marcus, Phys. Rev. Lett. **111**, 050501 (2013). ([document](#))
- [18] C. Herring and M. Flicker, Phys. Rev. **134**, A362 (1964). ([document](#))
- [19] T. Szkopek, P. O. Boykin, H. Fan, V. P. Roychowdhury, E. Yablonovitch, G. Simms, M. Gyure, and B. Fong, IEEE Trans. Nanotechnol. **5**, 42 (2006). ([document](#))
- [20] A. M. Stephens and Z. W. E. Evans, Phys. Rev. A **80**, 022313 (2009). ([document](#))
- [21] A. Imamoglu, D. D. Awschalom, G. Burkard, D. P. DiVincenzo, D. Loss, M. Sherwin, and A. Small, Phys. Rev. Lett. **83**, 4204 (1999). ([document](#))
- [22] L. Childress, A. S. Sørensen, and M. D. Lukin, Phys. Rev. A **69**, 042302 (2004).
- [23] G. Burkard and A. Imamoglu, Phys. Rev. B **74**, 041307 (2006).
- [24] J. M. Taylor and M. D. Lukin, arXiv:cond-mat/0605144 (2006).
- [25] T. Frey, P. J. Leek, M. Beck, A. Blais, T. Ihn, K. Ensslin, and A. Wallraff, Phys. Rev. Lett. **108**, 046807 (2012).
- [26] K. D. Petersson, L. W. McFaul, M. D. Schroer, M. Jung, J. M. Taylor, A. A. Houck, and J. R. Petta, Nature **490**, 380 (2012). ([document](#))
- [27] L. Trifunovic, O. Dial, M. Trif, J. R. Wootton, R. Abebe, A. Yacoby, and D. Loss, Phys. Rev. X **2**, 011006 (2012). ([document](#))
- [28] M. Friesen, A. Biswas, X. Hu, and D. Lidar, Phys. Rev. Lett. **98**, 230503 (2007). ([document](#))
- [29] V. Srinivasa, J. Levy, and C. S. Hellberg, Phys. Rev. B **76**, 094411 (2007). ([document](#))
- [30] D. Marcos, M. Wubs, J. M. Taylor, R. Aguado, M. D. Lukin, and A. S. Sørensen, Phys. Rev. Lett. **105**, 210501 (2010). ([document](#))
- [31] M. Leijnse and K. Flensberg, Phys. Rev. Lett. **111**, 060501 (2013). ([document](#))
- [32] J. Lehmann, A. Gaita-Arino, E. Coronado, and D. Loss, Nature Nano. **2**, 312 (2007). ([document](#))
- [33] F. R. Braakman, P. Barthelemy, C. Reichl, W. Wegscheider, and L. M. K. Vandersypen, Nature Nano. **8**, 432 (2013). ([document](#))
- [34] P. Recher, D. Loss, and J. Levy, *Macroscopic Quantum Coherence and Quantum Computing* (Kluwer Academic, 2001), pp. 293–306. ([document](#))
- [35] N. J. Craig, J. M. Taylor, E. A. Lester, C. M. Marcus, M. P. Hanson, and A. C. Gossard, Science **304**, 565 (2004). ([document](#))
- [36] A. Morello, J. J. Pla, F. A. Zwanenburg, K. W. Chan, K. Y. Tan, H. Huebl, M. Mottonen, C. D. Nugroho, C. Yang, J. A. van Donkelaar, et al., Nature **467**, 687 (2010). ([document](#))
- [37] M. Korkusinski, I. P. Gimenez, P. Hawrylak, L. Gaudreau, S. A. Studenikin, and A. S. Sachrajda, Phys. Rev. B **75**, 115301 (2007). ([document](#))
- [38] C.-Y. Hsieh, Y.-P. Shim, and P. Hawrylak, Phys. Rev. B **85**, 085309 (2012). ([document](#))
- [39] X. Hu and S. Das Sarma, Phys. Rev. Lett. **96**, 100501 (2006). ([document](#))
- [40] J. M. Taylor, J. R. Petta, A. C. Johnson, A. Yacoby, C. M. Marcus, and M. D. Lukin, Phys. Rev. B **76**, 035315

- (2007). [\(document\)](#)
- [41] O. E. Dial, M. D. Shulman, S. P. Harvey, H. Bluhm, V. Umansky, and A. Yacoby, Phys. Rev. Lett. **110**, 146804 (2013). [\(document\)](#)
- [42] L. M. K. Vandersypen and I. L. Chuang, Rev. Mod. Phys. **76**, 1037 (2005). [\(document\)](#)
- [43] S. Vorojtsov, E. R. Mucciolo, and H. U. Baranger, Phys. Rev. B **69**, 115329 (2004). [\(document\)](#)
- [44] E. Barnes, J. P. Kestner, N. T. T. Nguyen, and S. Das Sarma, Phys. Rev. B **84**, 235309 (2011).
- [45] A. P. Higginbotham, F. Kuemmeth, M. P. Hanson, A. C. Gossard, and C. M. Marcus, arXiv:1306.2720 (2013). [\(document\)](#)