

The Geometry of Trifocal Curves with Applications in Architecture, Urban and Spatial Planning

Maja Petrović, University of Belgrade, Faculty of Transport and Traffic Engineering, Belgrade, Serbia;
Address: Vojvode Stepe 305, Belgrade, Serbia, e-mail: majapet@sf.bg.ac.rs
Bojan Banjac, University of Belgrade, Faculty of Electrical Engineering, Belgrade, Serbia,
University of Novi Sad, Faculty of technical sciences – Computer Graphics Chair, Novi Sad, Serbia
Branko Malešević, University of Belgrade, Faculty of Electrical Engineering, Belgrade, Serbia

In this paper we consider trifocal curve as optimal curve for solving the Fermat's problem (minimizing the sum of distance of one point to three given points in the plane). We also analyze algebraic equation and geometric form of these curves and their application in architecture and urbanism. The area and perimeter of trifocal curves, using Java application, were calculated. For determining numerical value for the Fermat-Torricelli-Weber point and optimal curve with three foci, when starting points are given on urban map, Java applet was developed.

Key-words: Fermat-Torricelli-Weber point, trifocal curve, Java applet.

1. Historical concerns of optimal location

The Fermat problem in original Latin is given as (Fermat, 1679): "*datis tribus punctis, quartum reperire, a quo si ducantur tres rectae ad data puncta, summa trium harum rectarum sit minima quantitas*" or in the English translation "for three given points, a fourth is to be found, from which if three straight lines are drawn to the given points, the sum of the three lengths is minimum" (Brazil *et al.*, 2013). The problem of finding a point with properties that the sum of distances from the vertices of a given triangle is a minimum is considered by French mathematician Pierre de Fermat in XVII century in a private letter to Italian physicist and mathematician Evangelista Torricelli (Torricelli *et al.*, 1919). First solution of this problem is given by Torricelli with three equilateral triangles over the sides of the initial triangle and three circumcircles of equilateral triangles. Then, the point of intersection of these circumcircles is solution of Fermat problem and it's called Fermat-Torricelli point F (see Fig. 1). This point in literature is known as fifth significant point of the triangle (Mladenović, 2004) and this point is said to be the first triangle center discovered after ancient Greek times (Volek, 2006).

Next step in the research of Fermat's problem was given Bonaventura Cavalieri. He provide that three line segments from vertex of the triangle through the Fermat-Torricelli point (short dash line see Fig. 1) determined angle of 120° (Kirszenblat,

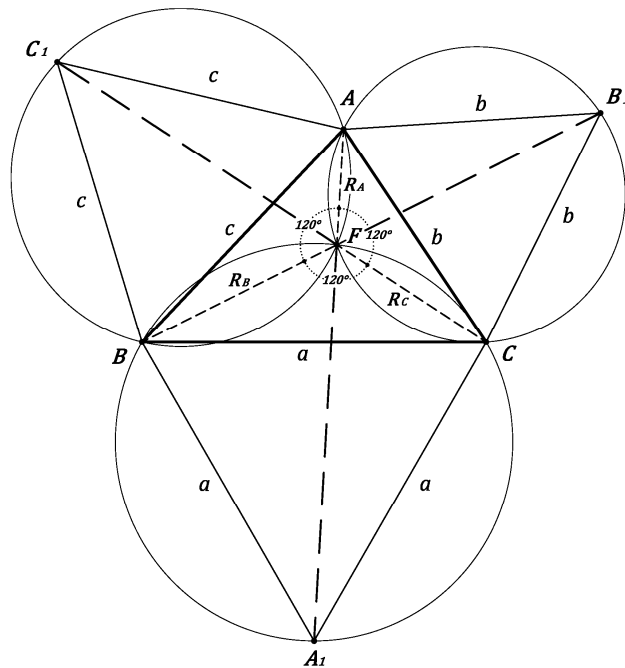


Figure 1. The Torricelli construction of Fermat's point and Simpson's lines

2011). Vincenzo Viviani, pupil of Torricelli and disciple of Galileo, had published Torricelli's solution (Pérgamo and Viviano, 1695), which in modern terminology is given by (Heinrich, 1965):

1. If all angles in $\triangle ABC$ are less than 120° , the point F that minimizes the sum of distances $R_A + R_B + R_C$ from vertices A , B , C respectively is the that point inside $\triangle ABC$ at which $\sphericalangle AFB = \sphericalangle BFC = \sphericalangle CFA = 120^\circ$.

2. If some angle of $\triangle ABC$ is 120° or more, say the angle at C , then $F = C$.

One century later, English mathematician Thomas Simpson in his paper *Doctrine and Application of Fluxions* (Simpson, 1750) simplified previous Torricelli construction. He connected outside vertices A_1 , B_1 , and C_1 of equilateral triangles with appropriate vertices of the initial triangle $\triangle ABC$ (long dashed line see Fig. 1.). The point of

intersection of Simpson's lines is the Fermat-Torricelli point F (Kirszenblat, 2011).

One upper bound for sum of distance from the interior points to vertices of initial triangle is given with following inequality:

$$R_A + R_B + R_C < \max\{a + b, b + c, c + a\}.$$

This inequality was given Holland mathematician Visschers (Crux, 1997) and it is proved by Romanian mathematician József Sándor (Sándor, 2005).

The Fermat-Torricelli point is default point for optimal location in sense of the minimal sum equal weight distance from the point to vertices of triangle as considered Austrian economist Alfred Weber (Weber, 1929). Weber's problem was later expanded on weighted problem with three points which states: find the location for factory such that transport costs to the factory from three resource suppliers are minimized, provided that the appropriate distances are multiplied by weight factors of objects that signify their importance to production process.

2. Location problems

These fundaments of optimization problems of Fermat-Torricelli-Weber type are good base for location analysis. Let us emphasize that Location analysis, Graph theory, Mathematical programming, Game theory and others belong to the area of Operational researches. Location problems themselves have great application in Urbanism, Architecture, Traffic, Industry (Boltjanski *et al.*, 1999, Drezner and, Hamacher, 2002, Volek, 2006, Teodorović, 2009, Watanabe *et al.*, 2009). Current division of location problems to continuous, discrete and network (Mladenović, 2004) was based on idea of where to locate objects, are they in the plane; what number of objects are serviced; in what way to allocate clients which demand service in objects ... If it is possible to locate object in any point of considered region than the problem in question is continuous location problem. With discrete location problem object location is possible only in the predetermined set of points. With network model location problem field of possible new location is anywhere on given network; set of vertices on it is finite, and set of arcs that connect vertices continuum.

Classification of location problems is also possible based on characteristics of certain location problems toward (Teodorović, 2009):

- Number of objects on network (one or more objects);
- Allowed places for object location (continuous or discrete location problems);
- Type of objects on network (medians, centers or objects with predefined system performance);
- Type of algorithm used for solving location problem (exact or heuristic algorithm);
- Number of criteria functions on which are based objects location (one or more criteria function).

3. Metric in location problems

Choice of a metric for measuring distance is of fundamental importance for solving location problems. Metric is define by nature of problem. Most common metric for solving location problems is Euclidean distance, and often that is the Euclidean distance with correction factor. Statistically, it has been shown that measuring distances by roads gives 10-30% longer distances than corresponding Euclidean distance (Teodorović, 2009). If location problem in question is of urban nature and streets of considered city are perpendicular to each other, than distance is best determined by taxicab metric (Farahani and Hekmatflar, 2009). Location problems are most commonly connected to plane. Still, as Earth's surface can be approximated by plane only in small dimensions, it is only logical that instead of Euclidean geometry, Riemann geometry is used. In that case shortest distance between two cities (objects) considers geodesic line. Geodesic lines are curves whose geodesic curvature is equal to zero in any point. On sphere, geodesic line is great circle or orthodrome. Loxodrome is another geodesic line which is used for determining distance between two points on sphere. Sea lines of communication are mostly loxodromic, so solving location problems in waterway traffic is conditioned also by loxodromic distance.

Let us note that Minkowski distance of the order p :

$$d_p = [|x_A - x_B|^p + |y_A - y_B|^p]^{\frac{1}{p}}$$

for two observed points $A(x_A, y_A)$ and $B(x_B, y_B)$ is considered for value of parameter $p \geq 1$ (Farahani and Hekmatflar, 2009). Specially for value of $p = 1$ gives Manhattan – city block distance (short/long dashed lines see Fig. 2), while for $p = 2$ gives Euclidian distance (continuous line see Fig. 2).

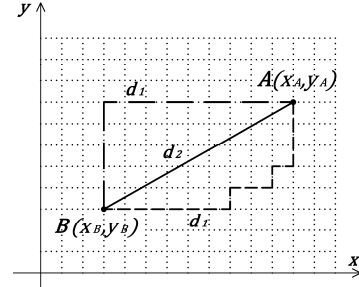


Figure 2. Distances between two points

Naturally that term “distance” while solving different location problems doesn't have to relate to the geometric distance but can also consider time distance, cost of travel or any other variable relative for location problem.

4. Trifocal curve as model for solving location problems

Scottish physicist and mathematician James Clerk Maxwell wrote his first scientific paper (Maxwell, 1847) in area of mechanical meaning of drawing mathematical curves (Harman, 1990): ellipse - curve with two focuses and curves with more than two focuses.

Standard definition of trifocal ellipse is given by the following equation:

$$R_A + R_B + R_C = S \quad (1)$$

where are:

$$R_A = \sqrt{(x - x_A)^2 + (y - y_A)^2},$$

$$R_B = \sqrt{(x - x_B)^2 + (y - y_B)^2},$$

$$R_C = \sqrt{(x - x_C)^2 + (y - y_C)^2},$$

Euclidean distances of the point $M(x, y)$ to three foci $A(x_A, y_A)$, $B(x_B, y_B)$, $C(x_C, y_C)$ and for given parameter $S > 0$. The Fermat-Torricelli point determines the minimal value of parameter $S = S_0$. If is $0 < S < S_0$ trifocal ellipse doesn't exist, and for $S > S_0$ is non-degenerated egg curve. In that case following names are applied for curve: eggellipse, trisoid, polyellipse, trifocal ellipse, 3-ellipse, multifocal ellipse, etc (Sahadevan, 1974, 1987, Melzak and Forsyth., 1977, Erdős ad Vincze, 1982, Sekino, 1999, Khilji, 2004).

These curves have oval shape and their construction is well known even from seventeenth century, but only in relation to Descartes construction of multifocal curves (Descartes, 1638). Maxwell construction has given certain simplifications (Mahon, 2003).

Weber's expansion of Fermat-Torricelli point takes in consideration the following equation

$$w_A R_A + w_B R_B + w_C R_C = S$$

where w_A , w_B and w_C are positive real values, weight factors.

Let us notice that research of egg curves in engineering and their constructive-geometrical solving are very contemporary even today because of ergonomics of their ovoid, bionic form (Rosin, 2000, 2004, Petrović, 2010, Barrallo, 2011). Also, application of these curves on different problems of Fermat-Torricelli-Weber type are given in papers from theory of optimization (Soothill, 2010, Kupitz *et al.*, 2013).

P.V. Sahadevan is the first that introduces term eggipse – a new curve with three focal points (Sahadevan, 1987). Sahadevan also

introduces and classification of trifocal ellipses with collinear focuses in two categories. Trifocal ellipse is considered abnormal if focus, F_3 is located on the middle of segment formed by F_1 and F_2 , and if not, is considered normal (Sahadevan, 1974). By analyzing normal trifocal ellipse Sahadevan had found parametric equation of this curve (Fig. 3), and based on them calculated area using elliptic integral of first order.

A-2. BASIC EQUATIONS

A-2.1 The basic equations for the eggipse are

$$x = a \cos \theta \quad \dots\dots\dots (2)$$

$$y = a \sin \theta - \frac{a b}{\{a^2 \sin^2 \theta + b^2 \cos^2 \theta\}^{1/2}} \sin \theta \quad \dots\dots\dots (3)$$

where

a is the major axis, and
 b is the minor axis.

NOTE — In equations (2) and (3), use a for a_1 for right side curve and use a for a_2 for left side curve, a_1 and a_2 are the right major axis and left major axis respectively.

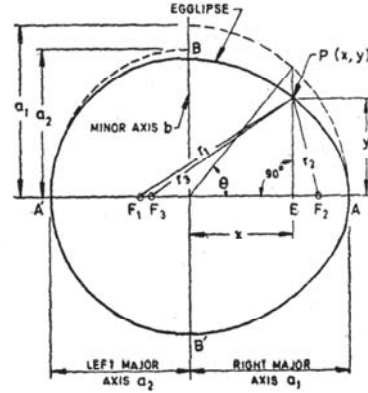


Figure 3. Eggipse (Sahadevan 1984, <https://law.resource.org/pub/in/bis/S14/is.4880.2.1976.pdf>)

A. Varga and Cs. Vincze had also given similar parameterization of trifocal ellipse (1), (Varga and Vincze, 2008). Area of this closed curve was determined as well using program package Maple.

In literature we couldn't find procedure for finding parameter and area of trifocal curve for non-collinear foci (Fig. 4) so special application was developed for calculation of their approximate numerical value.

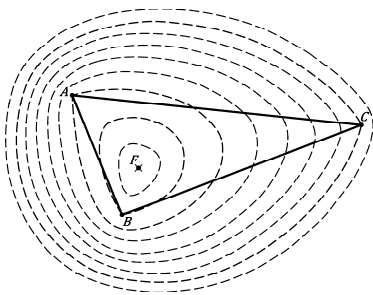


Figure 4. Trifocal ellipses with non-collinear foci

Subject of this paper will be trifocal ellipse (1). Let there be given expressions:

$Q_1 = (x - x_A)^2 + (y - y_A)^2$,
 $Q_2 = (x - x_B)^2 + (y - y_B)^2$,
 $Q_3 = (x - x_C)^2 + (y - y_C)^2$
and $S = const$, $S > S_0$. Let us consider one approach of algebraic transformations of the equation (1):

$$\sqrt{Q_1} + \sqrt{Q_2} + \sqrt{Q_3} = S,$$

$$\sqrt{Q_1} + \sqrt{Q_2} = S - \sqrt{Q_3},$$

$$(\sqrt{Q_1} + \sqrt{Q_2})^2 = (S - \sqrt{Q_3})^2,$$

$$Q_1 + 2\sqrt{Q_1 Q_2} + Q_2 = S^2 - 2S\sqrt{Q_3} + Q_3,$$

$$2\sqrt{Q_1 Q_2} + 2S\sqrt{Q_3} = S^2 + Q_3 - Q_2 - Q_1,$$

$$(2\sqrt{Q_1 Q_2} + 2S\sqrt{Q_3})^2 = (S^2 + Q_3 - Q_2 - Q_1)^2,$$

$$8S\sqrt{Q_1 Q_2 Q_3} = S^4 - 2S^2 Q_3 - 2S^2 Q_2 - 2S^2 Q_1 - 2Q_3 Q_2 - 2Q_3 Q_1 - 2Q_1 Q_2 + Q_1^2 + Q_2^2 + Q_3^2,$$

$$(8S\sqrt{Q_1 Q_2 Q_3})^2 = (S^4 - 2S^2 Q_3 - 2S^2 Q_2 - 2S^2 Q_1 - 2Q_3 Q_2 - 2Q_3 Q_1 - 2Q_1 Q_2 + Q_1^2 + Q_2^2 + Q_3^2)^2$$

which determines one new representation of the algebraic curve of the eight order for trifocal ellipse:

$$64S^2 Q_1 Q_2 Q_3 = ((S^2 - Q_1 - Q_2 - Q_3)^2 - 4(Q_1 Q_2 + Q_2 Q_3 + Q_3 Q_1))^2.$$

The trifocal ellipse is one part of previous curve, (Nie *et al.*, 2008). Also, by application of previous transformation on different ordering of terms Q_1 , Q_2 and Q_3 , there follows conclusion that the trifocal ellipse is one part of same algebraic curve of the eight order. Analog conclusions also follow when considering Weber weighted variant of Fermat-Torricelli point.

5. Java application for visual representation of trifocal curves

In this paper is described application that was developed in programming language Java, whose purpose is to determine weighted Fermat-Torricelli point based on image inputted in application. Our application was developed in programming language Java since it was intended to be

available over internet. One of basic goals of this project was that application would be available for all researcher of this area, which asked for platform independent programming language as Java to circumvent need for several separate distributions of the application. Because application was developed as applet, and has wide spectrum of functionalities, as well as new changes that company Oracle has introduced to runtime environment of programming language Java about digitally signing all files, when application is run, security question pops up which has to be answered confirmatively. As application was intended to be available free of charge, no digital key from certified organization was available. Internet application is available as 3-Ellipses software on webpage:

<http://symbolicalgebra.etf.bg.ac.rs/Java-Applications/3-Ellipses/index.html>.

Two types of graphical representation were implemented in application. First type of graphical representation defines trifocal ellipse for the given triangle, as well as area and parameter of region defined by it. Calculation of the area and the parameter was realized by approximating graphical-numerical methods. Also defined was estimate of accuracy in considered calculation. For bigger precision it is necessary to use Calculus by computer algebra systems as Maple (Zuber and Štulić, 2006) or Mathematica (Groß and Stempel, 1998, Petruševski *et al.*, 2010). Second type of graphical calculation defines isolines under condition $d_1 + d_2 + d_3 = S$, where is $S \geq S_0$. Value $S_0 > 0$ is value for which trifocal ellipse degenerates into Fermat-Torricelli point. Isolines are calculated only in defined rectangular region, in which are also calculated points whereat value of sum $d_1 + d_2 + d_3$ is minimal and maximal.

For any initial values of coordinates of points A , B , C and point M are calculated Euclidean distances $d_1 = |MA|$, $d_2 = |MB|$, $d_3 = |MC|$. Lengths d_1 , d_2 , d_3 are modified into weighted lengths $w_A \cdot d_1$, $w_B \cdot d_2$, $w_C \cdot d_3$ by use of sliders where w_A , w_B , w_C which have range of decimal values from 0 to 10. Sliders w_A , w_B , w_C have default value of 1 and are positioned in

right corner of application main window. If graphical representation of curve is active, one additional slider is present for parameter S , which can have decimal value from 0 to 2000.

In the applications menu bar several sections of program options are located. In section labeled Mode users can, from dropdown menu, select option Curve for graphical representation of trifocal ellipse or by selecting option Color mapping transfer to isolines representation (Fig. 5.a).

In menu labeled Opacity users can select level of opacity of graphical representations. Offered options are 20%, 40%, 60%, 80%, 100% and custom level of opacity where users are prompted in dialog to input decimal value ranging from 0 to 100 (Fig. 5.b).

One of functionalities that was realized in application is setting of background map to graphical representation. In menu labeled Background users can select from several predefined maps for background, remove background image, or input background image of their choosing (Fig. 5.c).



a) Mode users



b) Opacity



c) Background

Figure 5. Java applet labels

6. Examples of application of Java applet in architecture and urbanism

In this part of paper we shall conduct analysis of application of Fermat-Torricelli point for three given points, i.e. locations/cities in whose near proximity is located South Stream pipeline.

Gas lines start from southern part of Russia, close to city Beregovaya on the bottom of Black Sea, to Varna in Bulgaria. The total length of the Black Sea section will exceed 900 kilometers. The onshore section in Europe will be 1,455 kilometers long (Fig. 6).

Near city Pleven in Bulgaria was planned that pipeline would split in two ways. One part would from Bulgaria, over the Greece, and under the water run to Italy, and other would over Serbia and Hungary run to Austria. South Stream will enter Serbia from Bulgaria near Zaječar, eastern Serbia, and exit near Subotica, northern Serbia.

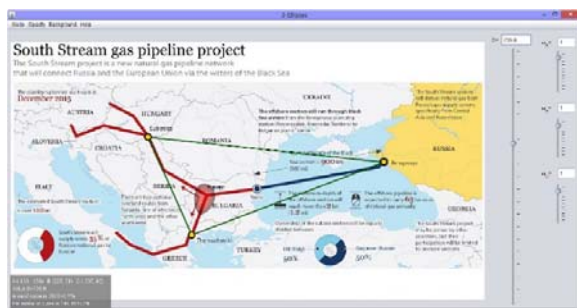
If three given locations of Beregovaya (Russia), Thessaloniki (Greece) and Subotica (Serbia) are observed, Fermat-Torricelli point would be near city Pleven in Bulgaria. On Figure 7. near Fermat-Torricelli point can be seen isolines which are trifocal ellipses. By use of developed application was determined that if instead of location Beregovaya city of Varna (Bulgaria) is selected, Fermat-Torricelli point also stays near city Pleven (Fig. 7. a-f). Let us notice that in application optimal point in proximity of city Pleven is acquired with values of weight factors of one, which brings to conclusion that both sides are equally important. In the application is available graphical representation of trifocal curve, calculation of its area and parameter for set value of $S > S_0$. Let us note that similar web-based support of spatial planning in Serbia is considered in paper (Bazik and Dželebdžić, 2012)

South Stream gas pipeline project

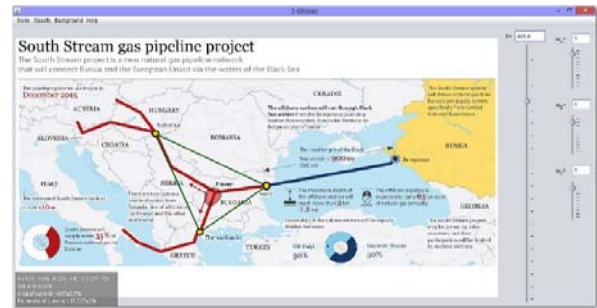
The South Stream project is a new natural gas pipeline network that will connect Russia and the European Union via the waters of the Black Sea




Figure 6. South Stream gas pipeline project (Oikonomia, 2013 <http://www.oikonomia.info/wp-content/uploads/2013/05/Southstream-route.jpg>)



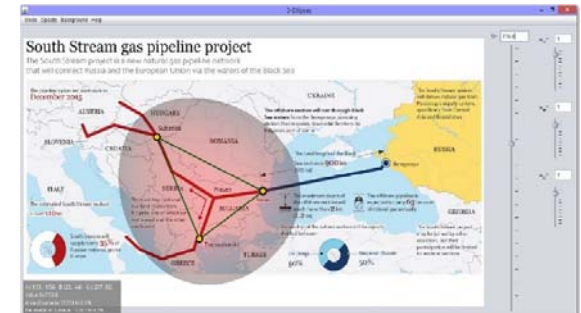
a)



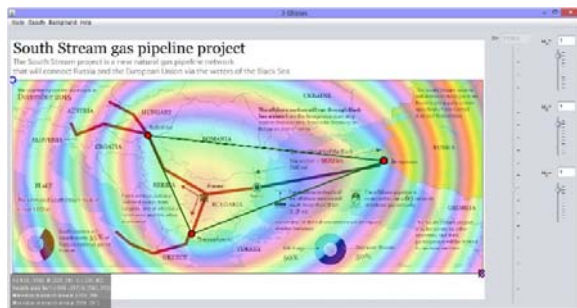
b)



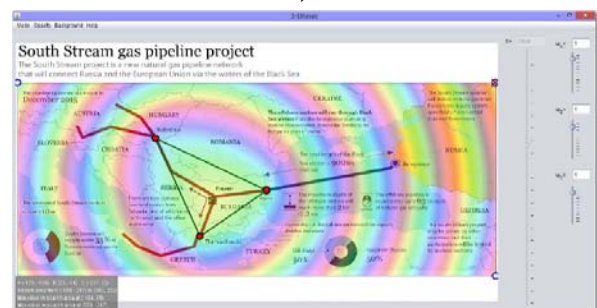
c)



d)



e)



f)

Figure 7. Application of Java applet

7. Conclusion

In this paper was presented application of trifocal curves through analysis of one specific solution in urbanism. Developed Java applet for plotting of these curves had enabled visual representation of optimal solution as well as fast calculation of numerical value of parameter S (that is minimal sum of distances). Also developed was area and perimeter of trifocal curve for any initial values of coordinates of points A , B , C , parameter S , and weight factors w_A , w_B , w_C .

Our research of optimal curves shall further consider curves based on n input points (where $n \geq 4$). Analytic and algebraic representation of these n -focal curves shall also be considered. Similar line of research is also visual representation of these curves for other types of metric (Manhattan, Riemann or corrected Euclidean distance).

Acknowledgement. Research is partially supported by the Ministry of Science and Education of the Republic of Serbia, Grant No. III 44006 and ON 174032.

References

- Barrallo, J. (2011) Ovals and Ellipses in Architecture, *Proceedings of ISAMA 2011 Tenth Interdisciplinary Conference of the International Society of the Arts, Mathematics, and Architecture*, Columbia College, Chicago, Illinois, pp. 9-18.
<http://www.isama.org/hyperseeing/11/11b.pdf>
- Bazik, D., Dželebdžić, O. (2012) Web-based support of spatial planning in Serbia, *SPATIUM International Review*, No. 28, December 2012, pp.67-73
- Boltyanski, V., Martini, H., Soltan, V. (1999), *Geometric methods and optimization problems*, Kluwer Acad. Publ.
- Brazil, M., Graham, R. L., Thomas, D. A., Zachariasen, M. (august 2013), *On the History of the Euclidean Steiner Tree Problem*, Archive for History of Exact Sciences, Springer Berlin Heidelberg. DOI 10.1007/s00407-013-0127-z
- Crux Mathematicorum - problem 2215, (1997), pp.121-122.
<http://journals.cms.math.ca/CRUX/>
- Descartes, R. (1638), *Oeuvres de Descartes (publiées par Charles Adam et Paul Tannery 1897-1913)*, Tome II, Paris.
- http://fr.wikisource.org/wiki/%C5%92uvres_de_Descartes/%C3%89dition_Adam_et_Tannery
- Drezner, Z., Hamacher, H. W. (Eds.) (2002). *Facility location: Applications and Theory*. Springer-Verlag, Berlin, pp.1-11.
- Erdős, P., Vincze, I. (1982) On the approximation of convex, closed plane curves by multifocal ellipses, *J. Appl. Probab.*, 19A, pp.89–96
- Farahani, R. Z., Hekmatfar, M. (2009) *Facility Location: Concepts, Models, Algorithms and Case Studies*, Chapter 1: Marzie Zarinbal, Distance Functions in Location Problems, Springer-Verlag Berlin Heidelberg, pp.5-18
- de Fermat P. (1679), *Oeuvres de Fermat*, Livre I, Paris, English edition 1891, Chapter V: Ad methodum de maxima et minima appendix , p.153.
http://fr.wikisource.org/wiki/%C5%92uvres_de_Fermat/
- Groß, C., Stempel, T-K. (1998) On generalizations of conics and on a generalization of the Fermat-Torricelli problem, *American Mathematical Monthly*, pp.732-743.
- Harman P. M. (1990) *The Scientific Letters and Papers of James Clerk Maxwell*, Vol.1, 1846-1862, Cambridge University Press, pp. 35-62.
- Heinrich, D. (1965) *100 Great Problems Of Elementary Mathematics their history and solution*, Dover Publication, Inc. New York, pp.361-363.
<http://www2.washjeff.edu/users/mwolterman/n/Dorrie/91.pdf>
- Kirszenblat, D. (2011) *Dubins networks*, Thesis, Department of Mathematics and Statistics, The University of Melbourne.
- Khilji, M. J. (2004) Multi Foci Closed Curves, *Journal of Theoretics* 6(6).
- Kupitz, Y. S., Martini, H., Spirova, M. (2013) The Fermat–Torricelli Problem, Part I: A Discrete Gradient-Method Approach, *Journal of Optimization Theory and Applications*, pp.1-23.
- Mahon, B. (2003) *The Man Who Changed Everything – the Life of James Clerk Maxwell*, Hoboken, NJ: Wiley, p.16.
- Maxwell, J. C. (1847) On the description of oval curves, and those having a plurality of foci, *Proceedings of the Royal Society of Edinburgh*, Vol. II, 1846., "On Oval Curves", 1847., "On Trifocal Curves", 1847.
- Melzak, Z.A., Forsyth, J.S. (1977) Polyconics 1: Polyellipses and optimization, *Quart. Appl. Math.*, 35, pp.239–255.
- Mladenović, N. (2004) *Kontinualni lokacijski problemi*, Matematički institut SANU, Beograd.
- Nie, J., Parrilo, P. A., Sturmfels, B. (2008) Semidefinite representation of the k-ellipse, *Algorithms in algebraic geometry*. Springer, New York, pp.117-132. (arXiv:math/0702005, <http://arxiv.org/pdf/math/0702005.pdf>)
- de Pérgamo, A., Viviano, V. (1659) *De maximis et minimis geometrica divinatio in quintum conicorum Apollonio Pergaei*, Chapter: Ad lib de max et min, Apendix Monitvm, Probl.I, Prop VI, pp.143-150.
- Petrović, M. (2010) *Egg curves and generalisation Hugelshaffer's construction*, Magister thesis (in Serbian), Faculty of Architecture, University of Belgrade.
- Petruševski, Lj. Dabić, M., Devetaković, M. (2010) Parametric curves and surfaces - MATHEMATICA demonstrations as a tool in exploration of architectural form, *SPATIUM International Review*, No. 22, July 2010, pp.67-72.
- Rosin, P. (2000). On Serlio's Construction of Ovals, *Nexus Network Journal*, vol. 2, no. 3. <http://www.nexusjournal.com/the-nexus-conferences/nexus-2000/125-n2000-rosin.html>
- Rosin, P. (2004) On the construction of ovals, *Proceedings of International Society for the Arts, Mathematics, and Architecture* (ISAMA), pp.118-122. <http://www.isama.org/>
- Sahadevan, P.V. (1974) Evolution of 'N' polar curves by extension of focal points (by more than two) of an Ellipse, *Proceedings of the Indian Academy of Sciences - Section A*, 79(6), pp.269-281.
- Sahadevan, P.V. (1987) The theory of the eggipse - a new curve with three focal points, *Int. J. Math. Educ. Sci. Technol.* 18(1), pp.29-39.
- Sándor, J. (2005) On Certain Inequality by Visschers, *Octagon Math. Mag.* 13(2), pp.1053-1054.
- Sekino, J. (1999), n-Ellipses and the minimum distance sum problem, *The American mathematical monthly*, 106(3), pp.193-202.

Simpson, T. (1750) *Doctrine and applications of fluxions*, London, p.27.

Soothill, G. (2010) *The Euclidean Steiner Problem*, Report, Department of Mathematical Science, Durham University, England (Undergraduate Departmental Prizes)
http://www.maths.dur.ac.uk/Ug/projects/highlights/CM3/Soothill_Steiner_report.pdf

Teodorović, D. (2009) *Transportne mreže*, Poglavlje 9: Lokacijski problem, Saobraćajni fakultet, Beograd, pp.389-399.

Torricelli E., Loria G., Vassura G. (1919) *Opere de Evangelista Torricelli* Vol I, Part 2, English edition, Faenza, pp. 90–97.

Varga A., Vincze, Cs. (2008) On a lower and upper bound for the curvature of ellipses with more than two foci, *Expositiones Mathematicae* 26(1), pp.55 - 77.

Volek, J. (2006) Location analysis – Possibilities of use in public administration, *Verejná správa* 2006, Univerzita Pardubice, pp.84-85.

Watanabe, D., Majima, T., Takadama, K., Katuhara, M. (2009) Generalized Weber Model for Hub Location of Air Cargo, The Eighth International Symposium on Operations Research and Its Applications (ISORA'09), Zhangjiajie, China, pp. 124–131

Weber, A. (1929) [translated by Carl J. Friedrich from Weber's 1909 book *Über den Standort der Industrien*], *Alfred Weber's Theory of the Location of Industries*, Chicago, The University of Chicago Press, 1929
<https://archive.org/details/alfredweberstheo00webe>

Zuber, M., Štulić, R. (2006) O grafičkim mogućnostima programskog paketa Maple, The 23rd Conference on Descriptive Geometry and Engineering Graphics, MoNGeometrija 2006, Novi Sad Proceedings, pp. 50-59.
<http://mongeometrija.com/component/content/article/27-radovan-tuli/362-zuber-tulic-grafikim-mogunostima-programskog-paketa-maple>