

Dynamic coupling design for nonlinear output agreement and time-varying flow control

Mathias Bürger^{*1} and Claudio De Persis^{†2}

¹Institute for Systems Theory and Automatic Control, University of Stuttgart, Pfaffenwaldring 9, 70550 Stuttgart, Germany

`mathias.buerger@ist.uni-stuttgart.de`

²ITM, Faculty of Mathematics and Natural Sciences, University of Groningen, Nijenborgh 4, 9747 AG Groningen, the Netherlands

`c.de.persis@rug.nl`

August 16, 2021

Abstract

This paper studies the problem of output agreement in networks of nonlinear dynamical systems under time-varying disturbances, using dynamic diffusive couplings. Necessary conditions are derived for general networks of nonlinear systems, and these conditions are explicitly interpreted as conditions relating the node dynamics and the network topology. For the class of incrementally passive systems, necessary and sufficient conditions for output agreement are derived. The approach proposed in the paper lends itself to solve flow control problems in distribution networks. As a first case study, the internal model approach is used for designing a controller that achieves an optimal routing and inventory balancing in a dynamic transportation network with storage and time-varying supply and demand. It is in particular shown that the time-varying optimal routing problem can be solved by applying an internal model controller to the dual variables of a certain convex network optimization problem. As a second case study, we show that droop-controllers in microgrids have also an interpretation as internal model controllers.

1 Introduction

Output agreement has evolved as one of the most important control objectives in cooperative control. It appears in various contexts, ranging from distributed optimization

^{*}Work supported in part by the Cluster of Excellence in Simulation Technology (EXC301/2) at the University of Stuttgart.

[†]Work supported by the research grants *Efficient Distribution of Green Energy* (Danish Research Council of Strategic Research), *Flexiheat* (Ministerie van Economische Zaken, Landbouw en Innovatie), and by a starting grant of the Faculty of Mathematics and Natural Sciences, University of Groningen.

([TBA86]), formation control [OSFM07] up to oscillator synchronization ([SS07]). Over the last years, it has become evident that the internal model principle takes a central role in output agreement problems, see e.g. [WSA11], [BAW11], [PJ12], [De 13].

The present paper studies output agreement in networks of heterogeneous nonlinear dynamical systems affected by external disturbances. Conditions on the dynamic couplings (or equivalently design principles for controllers placed on the edges of the network) are derived, that ensure output agreement. We follow here the trail opened in [PM08] for centralized output regulation and provide necessary and sufficient conditions for the solution of the output agreement problem for the class of *incrementally passive* systems.

We propose an approach that is inherently different from other internal model approaches such as [WSA11] (see [WWA13] and [IMC13] for an extension to nonlinear system), where systems without external disturbances are considered. The conceptual idea of [WSA11] can be summarized as follows. Each node is augmented with a local controller that contains the model of a reference system, identical for all nodes. The local controllers are designed such that the node dynamics asymptotically track the reference system. The local (“virtual”) copies of the reference system are then synchronized with static diffusive couplings. The approach considered in the present paper is inherently different. Most obviously, the objective of this paper is the design of dynamic couplings, rather than the design of local controllers. Furthermore, as external signals are assumed to affect the node dynamics, the assumptions of [WSA11] do not hold (e.g., the controllability of the complete node dynamics is not given) and therefore the approach of [WSA11] is not applicable. Incrementally passive systems and disturbance rejection are also dealt with in [PJ12]. However, the framework we propose here, inspired by [PM08], is completely different and leads to a family of new distinct results that have not been considered in [PJ12]. Therefore, our results complement the existing approaches and add a new perspective to internal model control for output agreement.

The contributions of this paper are as follows. We consider networks of nonlinear systems, interacting according to an undirected network topology. The design objective is to design controllers placed on the edges of the network that achieve output agreement. We present and discuss necessary conditions for the feasibility of the problem. For the class of linear systems, we provide an interpretation of these conditions, relating the node dynamics and the network topology, that explain the important role of passivity in output agreement problems. Following this, sufficient conditions for output agreement in networks of incrementally passive systems are provided. We prove that the output agreement problem is feasible if one can find an incrementally passive internal model controller. A relevant class of nonlinear systems is presented, for which the proposed internal model controller design is always possible. To clarify the relation to the existing literature, two special situations are discussed, where either output agreement can be reached with static diffusive couplings or where the disturbances are constant. Following the general theoretic discussion, the internal model control design approach is shown to be relevant for different applications. First, the problem of *optimal routing control* in distribution systems with time-varying demand is considered, as they appear, e.g., in supply chains ([AGT11]) or data networks ([MS83]). Following the internal model control design procedure, routing controllers are designed that achieve a balancing of the inventory levels and an optimal routing of the flow. Second, it is shown that *droop-controllers* in microgrids, as, e.g., studied in [SPDB13], turn out to be designed exactly in accordance to

the internal model control approach. In view of this, the internal model control approach provides the theoretical framework for the analysis and design of networked systems.

The remainder of the paper is organized as follows. The problem formulation and necessary conditions for output agreement are presented in Section 2. Sufficient conditions for output agreement in networks of incrementally passive systems are discussed in Section 3. A constructive procedure for the design of such controllers for a class of nonlinear systems is presented in Section 4. In Section 5, the relation to known methods in the literature is formally discussed. The time-varying optimal distribution problem is presented in Section 6 and the interpretation of droop-controllers a internal model controllers is provided in Section 7.

Notation: The set of (positive) real numbers is denoted by \mathbb{R} (\mathbb{R}_{\geq}). Given two matrixes A and B , the *Kronecker product* is denoted by $A \otimes B$. The Moore-Penrose inverse (or pseudo-inverse) of a non-invertible matrix A is denoted by A^\dagger . The *range-space* and *null-space* of a matrix B are denoted by $\mathcal{R}(B)$ and $\mathcal{N}(B)$, respectively. A graph $\mathcal{G} = (V, E)$ is an object consisting of a finite set of nodes, $|V| = n$, and edges, $|E| = m$. The incidence matrix $B \in \mathbb{R}^{n \times m}$ of the graph \mathcal{G} with arbitrary orientation, is a $\{0, \pm 1\}$ matrix with $[B]_{ik}$ having value ‘+1’ if node i is the initial node of edge k , ‘-1’ if it is the terminal node, and ‘0’ otherwise.

2 Problem formulation and necessary conditions

We consider a network of dynamical systems defined on a connected, undirected graph $\mathcal{G} = (V, E)$. Each node represents a nonlinear system

$$\begin{aligned} \dot{x}_i &= f_i(x_i, u_i, w_i) \\ y_i &= h_i(x_i, w_i), \quad i = 1, 2, \dots, n, \end{aligned} \quad (1)$$

where $x_i \in \mathbb{R}^{r_i}$ is the state, and $u_i, y_i \in \mathbb{R}^p$ are the input and output, respectively. Each system (1) is driven by the time-varying signal $w_i \in \mathbb{R}^{q_i}$, representing, e.g., a disturbance or reference. We assume that the exogenous signals w_i are generated by systems of the form

$$\dot{w}_i = s_i(w_i), \quad w_i(0) \in \mathcal{W}_i, \quad (2)$$

where \mathcal{W}_i is a set whose properties are specified below.

Assumption 1 *The vector field $s_i(w_i)$ satisfies for all w_i, w'_i the inequality*

$$(w_i - w'_i)^T (s_i(w_i) - s_i(w'_i)) \leq 0. \quad (3)$$

This is going to be a standing assumption in this paper. As an example, consider the linear function with skew-symmetric matrix $s_i(w_i) = S_i w_i$, $S_i^T + S_i = 0$.

We stack together the signals w_i , for $i = 1, 2, \dots, n$, and obtain the vector $w \in \mathbb{R}^q$, which satisfies the equation $\dot{w} = s(w)$. In what follows, whenever we refer to the solutions of $\dot{w} = s(w)$, we assume that the initial condition is chosen in a compact set $\mathcal{W} = \mathcal{W}_1 \times \dots \times \mathcal{W}_n$. The set \mathcal{W} is assumed to be forward invariant for the system $\dot{w} = s(w)$.

Similarly, let x , u , and y be the stacked vectors of x_i, u_i , and y_i , respectively. Using this notation, the totality of all systems is given by

$$\begin{aligned}\dot{w} &= s(w) \\ \dot{x} &= f(x, u, w) \\ y &= h(x, w)\end{aligned}\tag{4}$$

with state space $\mathcal{W} \times \mathcal{X}$ and \mathcal{X} a compact subset of $\mathbb{R}^{r_1} \times \dots \times \mathbb{R}^{r_n}$.

The control objective is to reach output agreement of all nodes in the network, independent of the exact representation of the time-varying external signals. Therefore, between any pair of neighboring nodes, i.e., on any edge of \mathcal{G} , a dynamic controller will be placed, taking the form

$$\begin{aligned}\dot{\xi}_k &= F_k(\xi_k, v_k) \\ \lambda_k &= H_k(\xi_k, v_k), \quad k = 1, 2, \dots, m,\end{aligned}\tag{5}$$

with state $\xi_k \in \mathbb{R}^{\nu_k}$ and input $v_k \in \mathbb{R}^p$. When stacked together, the controllers (5) give rise to the overall controller

$$\begin{aligned}\dot{\xi} &= F(\xi, v) \\ \lambda &= H(\xi, v),\end{aligned}\tag{6}$$

where $\xi \in \Xi$, a compact subset of $\mathbb{R}^{\nu_1} \times \dots \times \mathbb{R}^{\nu_m}$.

Throughout the paper the following interconnection structure between the plants, placed on the nodes of \mathcal{G} , and the controllers, placed on the edges of \mathcal{G} , is considered. A controller (5), associated with edge k connecting nodes i, j , has access to the relative outputs $y_i - y_j$. In vector notation, the relative outputs of the systems are

$$z = (B \otimes I_p)^T y.\tag{7}$$

The controllers are then driven by the systems via the interconnection condition

$$v = -z,\tag{8}$$

where v are the stacked inputs of the controllers. Additionally, the output of the controllers influence the incident systems via the interconnection¹

$$u = (B \otimes I_p)\lambda.\tag{9}$$

Due to this interconnection structure the dynamics on the network can be represented as a closed-loop dynamics as illustrated in Figure 1. We are now ready to formally introduce the output agreement problem.

Definition 1 (Output Agreement Problem) *The output agreement problem is solvable for the process (4) under the interconnection relations (7), (8), (9), if there exists controllers (6), such that every solution $(w(t), x(t), \xi(t))$ originating from $\mathcal{W} \times \mathcal{X} \times \Xi$ is bounded and satisfies $\lim_{t \rightarrow \infty} (B^T \otimes I_p) y(t) = \mathbf{0}$.*

¹The interconnection structure (7), (9) naturally represents a canonical structure for distributed control laws. This structure is often considered in the context of passivity-based cooperative control, see e.g., [Arc07], [BAW11], [vdSM13], [DJ12], [BZA13a].

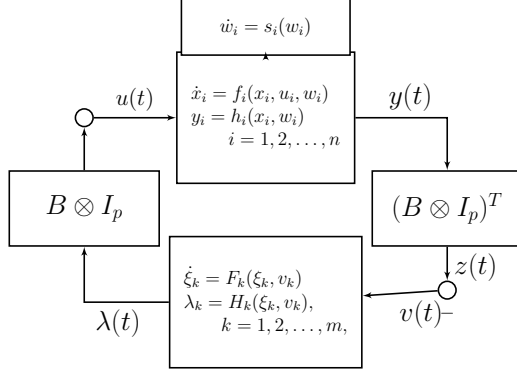


Figure 1: Structure of the internal model control scheme.

2.1 Necessary Conditions

To start the discussion, we first investigate the *necessary conditions* for the output agreement problem to be solvable. To this purpose, we strengthen the requirement on the convergence of the regulation error to the origin, requiring that $\lim_{t \rightarrow \infty} (B^T \otimes I_p) y(t) = \mathbf{0}$ *uniformly* in the initial condition ([IB08]). The closed-loop system (4), (6), (7), (8), (9) can be written as

$$\begin{aligned} \dot{w} &= s(w) \\ \dot{x} &= f(x, (B \otimes I_p)H(\xi), w) \\ \dot{\xi} &= F(\xi, -(B \otimes I_p)^T h(x, w)). \end{aligned} \quad (10)$$

Definition 2 (ω -limit set) *The ω -limit set $\Omega(\mathcal{W} \times \mathcal{X} \times \Xi)$ is the set of points (w, x, ξ) for which there exists a sequence of pairs $(t_k, (w_k, x_k, \xi_k))$ with $t_k \rightarrow +\infty$ and $(w_k, x_k, \xi_k) \in \mathcal{W} \times \mathcal{X} \times \Xi$ such that $\varphi(t_k, (w_k, x_k, \xi_k)) \rightarrow (w, x, \xi)$ as $k \rightarrow +\infty$, where $\varphi(\cdot, \cdot)$ is the flow of (10).*

If the output agreement problem is solvable, then the ω -limit set $\Omega(\mathcal{W} \times \mathcal{X} \times \Xi)$ is nonempty, compact, invariant and uniformly attracts $\mathcal{W} \times \mathcal{X} \times \Xi$ under the flow of (10). Furthermore, the ω -limit set must satisfy

$$\Omega(\mathcal{W} \times \mathcal{X} \times \Xi) \subseteq \{(w, x, \xi) \in \mathcal{W} \times \mathcal{X} \times \Xi : (B \otimes I_p)^T h(x, w) = \mathbf{0}\}.$$

This set is the graph of a map defined on the whole \mathcal{W} and is invariant for the closed-loop system. By the invariance, for any solution w of the exosystem originating from \mathcal{W} , there exists (x^w, u^w, ξ^w) such that

$$\begin{aligned} \dot{x}^w &= f(x^w, u^w, w) \\ \mathbf{0} &= (B \otimes I_p)^T h(x^w, w) \end{aligned} \quad (11)$$

and

$$\begin{aligned} \dot{\xi}^w &= F(\xi^w, 0) \\ u^w &= (B \otimes I_p)H(\xi^w, 0). \end{aligned} \quad (12)$$

Proposition 1 *If the output agreement problem is solvable, then, for every w solution to $\dot{w} = s(w)$ originating in \mathcal{W} , there must exist solutions (x^w, u^w, ξ^w) such that the equations (11), (12) are satisfied.*

In a controller-independent form, the constraints (11) and (12) require that there exists (x^w, u^w) satisfying

$$\begin{aligned} \dot{x}^w &= f(x^w, u^w, w), \quad y^w = h(x^w, w) \\ u^w &\in \mathcal{R}(B \otimes I_p), \quad y^w \in \mathcal{N}(B^T \otimes I_p), \end{aligned} \quad (13)$$

where $u^w \in \mathcal{R}(B \otimes I_p)$ denotes that at every time t the vector $u^w(t)$ is contained in the respective vector space. Let in the following u^w be a solution to (13), and λ_p^w be a trajectory satisfying $u^w = (B \otimes I_q)\lambda_p^w$. The trajectory λ_p^w is uniquely defined if and only if the graph \mathcal{G} has no cycles. Otherwise, the matrix B has a nontrivial nullspace, see [GR01]. In the most general form, the existence of a feedforward controller is equivalent to the constraint that there exists an integer d and maps $\tau : \mathcal{W} \mapsto \mathbb{R}^d$, $\phi : \mathbb{R}^d \mapsto \mathbb{R}^d$ and $\psi : \mathbb{R}^d \mapsto \mathbb{R}^{mp}$ satisfying

$$\begin{aligned} \frac{\partial \tau}{\partial w} s(w) &= \phi(\tau(w)) \\ \lambda_p^w + \lambda_0^w &= \psi(\tau(w)), \quad \lambda_0^w \in \mathcal{N}(B \otimes I_p). \end{aligned} \quad (14)$$

Note that there might be an infinite number of possible controllers that can generate the desired steady state input u^w . If the constraint (14) holds, the system

$$\begin{aligned} \dot{\eta} &= \phi(\eta), \quad \eta \in \mathbb{R}^d \\ \lambda &= \psi(\eta) \end{aligned} \quad (15)$$

has the property that if $\eta_0 = \tau(w(0))$, then the solution $\eta(t)$ to (15) starting from η_0 is such that $(B \otimes I_p)\lambda(t) = u^w(t)$ for all $t \geq 0$. We denote by η^w such a solution to (15) such that $(B \otimes I_p)\psi(\eta^w(t)) = u^w(t)$ for all $t \geq 0$. We then let $\lambda^w(t) := \psi(\eta^w(t))$. Here $\lambda^w(t)$ is one of the infinite many realizations of the map $\lambda_p^w(t) + \lambda_0^w(t)$, with $\lambda_0^w \in \mathcal{N}(B \otimes I_p)$.

To design a controller that decomposes into controllers on the edges of \mathcal{G} , we introduce a vector $\eta_k \in \mathbb{R}^d$ for each edge $k = 1, \dots, m$, and denote with ψ_k the entries of the vector valued function ψ corresponding to the edge k . Each edge is now assigned a controller of the form

$$\dot{\eta}_k = \phi(\eta_k), \quad \lambda_k = \psi_k(\eta_k), \quad k = 1, 2, \dots, m. \quad (16)$$

With the stacked vector $\eta = [\eta_1^T, \dots, \eta_m^T]^T$, and vector valued functions $\bar{\phi}(\eta) = [\phi(\eta_1), \dots, \phi(\eta_m)]^T$, $\bar{\psi}(\eta) = [\psi_1(\eta_1), \dots, \psi_m(\eta_m)]^T$, the overall controller (6) is

$$\begin{aligned} \dot{\eta} &= \bar{\phi}(\eta) \\ \lambda &= \bar{\psi}(\eta). \end{aligned} \quad (17)$$

If the initial condition is chosen as $\eta_0 = I_m \otimes \tau(w(0))$ then the solution $\eta(t)$ to (15) starting from η_0 is such that $\lambda(t) = \lambda^w(t)$ for all $t \geq 0$.

2.2 Discussion: The Regulator Equations

The necessary conditions (11) and (12) are a weaker form of the regulator equations of [IB90]. If the systems (1) are such that for each given exogenous input $w(t)$ there exists a *unique* steady state response, and the ω -limit set can be expressed as $\Omega(\mathcal{W} \times \mathcal{X} \times \Xi) =$

$\{(w, x, \xi) : x = \pi(w), \xi = \pi_c(w)\}$, then $x^w = \pi(w)$ and the regulator equations (11) express the existence of an invariant manifold where the “regulation error” $(B^T \otimes I_p)y$ is identically zero provided that the control input u^w is applied. Furthermore, (12) express the existence of a controller able to provide u^w . In this case, (11), (12) take the familiar expressions, see e.g. [IB90]:

$$\begin{aligned} \frac{\partial \pi}{\partial w} s(w) &= f(\pi(w), (B \otimes I_p)H(\pi_c(w)), w) \\ 0 &= (B \otimes I_p)^T h(\pi(w), w) \end{aligned} \quad (18)$$

and

$$\frac{\partial \pi_c}{\partial w} s(w) = F(\pi_c(w), 0) \quad (19)$$

However, there is a substantial structural difference between the output agreement problem considered here and output regulation problems, that can be best seen for linear dynamical systems. Suppose each system (1) is of the form

$$\begin{aligned} \dot{x}_i &= A_i x_i + G_i u_i + P_i w_i \\ y_i &= C_i x_i, \end{aligned} \quad (20)$$

with a linear exosystem $\dot{w}_i = S_i w_i$. Let in the following $\bar{A} = \text{block.diag}(A_1, \dots, A_n)$, $\bar{G} = \text{block.diag}(G_1, \dots, G_n)$, $\bar{P} = \text{block.diag}(P_1, \dots, P_n)$ and $\bar{C} = \text{block.diag}(C_1, \dots, C_n)$. The exosystems are stacked into the dynamics $w = \bar{S}w$, with $\bar{S} = \text{block.diag}(S_1, \dots, S_n)$. The classical result of [Fra76] states that one can take $x^w = \Pi w$ and $\lambda^w = \Gamma w$ such that the regulator equations (18) take the form of Sylvester equations

$$\begin{aligned} \Pi \bar{S} &= \bar{A} \Pi + \bar{G} (B \otimes I_p) \Gamma + \bar{P} \\ (B^T \otimes I_p) \bar{C} \Pi &= 0. \end{aligned} \quad (21)$$

Under controllability and observability assumptions, feasibility of (21) is necessary and sufficient for output regulation of linear systems. We will see next, that due to the networked structure of the considered problems the assumptions fail to hold, although the output agreement problem is solvable (as we show in the next sections). First note that the regulator equations (21) have a solution if and only if

$$\text{rank} \left(\begin{bmatrix} \bar{A} - sI_r & \bar{G} (B \otimes I_p) \\ (B \otimes I_p)^T \bar{C} & \mathbf{0}_{np \times np} \end{bmatrix} \right) = \# \text{rows}, \quad (22)$$

for all $s \in \sigma(\bar{S})$, where $r = \sum_{i=1}^n r_i$ and $\sigma(\bar{S})$ is the spectrum of \bar{S} . The condition states that no pole of the stacked exosystem is a transmission zero of the system from input λ to output $z = (B \otimes I_p)^T y$. To focus the discussion on the impact of the constraints resulting from the network, we impose the following assumption:

Assumption 2 For each system $i \in \{1, \dots, n\}$

$$\text{rank} \left(\begin{bmatrix} A_i - sI_{r_i} & G_i \\ C_i & \mathbf{0}_{p \times p} \end{bmatrix} \right) = r_i + p, \quad \forall s \in \sigma(\bar{S}).$$

The important observation is that the rank condition can be violated due to the networked structure of the problem. We summarize this in the result below.

Proposition 2 *Suppose Assumption 2 holds. The rank condition (22) is violated if either of the following holds:*

1. \mathcal{G} contains a cycle;
2. $\mathcal{R}\left(\bar{H}(s)(B \otimes I_p)\right) \cap \mathcal{N}\left((B^T \otimes I_p)\right) \neq \{\mathbf{0}\}$ for some $s \in \sigma(\bar{S})$, where $\bar{H}(s) = \bar{C}(sI - \bar{A})^{-1}\bar{G}$.

Moreover, the conditions are necessary provided that for all $s \in \sigma(\bar{S})$, $s \notin \sigma(\bar{A})$.

The proof is presented in the appendix. The first conditions shows that the regulator equations (21) have no solution if graph contains cycles or if the transfer functions of the dynamical systems “rotate” $\mathcal{R}(B \otimes I_p)$ in such a way that it intersects nontrivially its orthogonal space $\mathcal{N}(B^T \otimes I_p)$. The previous result gives an intuition about a class of systems for which the output agreement problem is feasible.

Corollary 1 *Assume Assumption 2 holds and \mathcal{G} contains no cycles. Suppose furthermore that all eigenvalues of \bar{S} have zero real part. Then the equations (21) are feasible if $\bar{H}(s)$ is strictly positive real.²*

The proof is presented in the appendix. The result suggests that passivity takes an outstanding role in the output agreement problem.

3 Output agreement under time-varying disturbances

In this section we highlight sufficient conditions that lead to a solution of the problem for a special class of systems, namely *incrementally passive* systems. Our approach follows the line of [PM08], where the following notion of a regular storage function was introduced.

Definition 3 ([PM08]) *A storage function $V(t, x, x')$ is called regular if for any sequence (t_k, x_k, x'_k) , $k = 1, 2, \dots$, such that x'_k is bounded, t_k tends to infinity, and $|x_k| \rightarrow \infty$, it holds that $V(t_k, x_k, x'_k) \rightarrow \infty$, as $k \rightarrow \infty$.*

The dissipativity characterization of incremental passivity provided in [PM08] is as follows.

Definition 4 *The system (1) is said to be incrementally passive if there exists a C^1 regular storage function $V_i : \mathbb{R}_{\geq 0} \times \mathbb{R}^{r_i} \times \mathbb{R}^{r_i} \rightarrow \mathbb{R}_{\geq 0}$ such that for any two inputs u_i, u'_i and any two solutions x_i, x'_i , corresponding to these inputs, the respective outputs y_i, y'_i satisfy*

$$\frac{\partial V_i}{\partial t} + \frac{\partial V_i}{\partial x_i} f_i(x_i, u_i, w_i) + \frac{\partial V_i}{\partial x'_i} f_i(x'_i, u'_i, w_i) \leq (y_i - y'_i)^T (u_i - u'_i). \quad (23)$$

²We refer to [Kha02, Def. 6.4] for the definition of a strictly positive real transfer function.

Example 1 Linear systems of the form (20) that are passive from the input u_i to the output y_i are also incrementally passive, with $V_i = \frac{1}{2}(x_i - x'_i)^T Q_i (x_i - x'_i)$ and $Q_i = Q_i^T > 0$ the matrix such that $A_i^T Q_i + Q_i A_i \leq 0$ and $Q_i G_i = C_i^T$.

Example 2 Nonlinear systems of the form

$$\begin{aligned}\dot{x}_i &= f_i(x_i) + G_i u_i + P_i w_i \\ y_i &= C_i x_i\end{aligned}\tag{24}$$

with $f_i(x_i) = \nabla F_i(x_i)$, $F_i(x_i)$ twice continuously differentiable and concave, and $G_i = C_i^T$ are incrementally passive. In fact, by concavity of $F_i(x_i)$, $(x_i - x'_i)^T (f_i(x_i) - f_i(x'_i)) \leq 0$, and $V_i = \frac{1}{2}(x_i - x'_i)^T (x_i - x'_i)$ is the incremental storage function.

For the sake of brevity, we will in the following sometimes write \dot{V}_i for the directional derivative $\frac{\partial V_i}{\partial t} + \frac{\partial V_i}{\partial x_i} f_i(x_i, u_i, w_i) + \frac{\partial V_i}{\partial x'_i} f_i(x'_i, u'_i, w_i)$. Incremental passivity can also be defined for static nonlinear systems. A static system $y_i = h_i(u_i, t)$ is said to be incrementally passive if it satisfies the monotonicity condition

$$(h_i(u_i, t) - h_i(u'_i, t))^T (u_i - u'_i) \geq 0,\tag{25}$$

for all input pairs u_i, u'_i and all times $t \geq 0$.

In the previous section, it was shown that the controllers at the edge have to take the form (16). Now, they must be completed by considering additional control inputs that guarantee the achievement of the steady state. While we require the internal model to be identical for all edges, i.e., $\phi(\eta_k)$, the augmented systems might be different. Then, the controllers (16) modify as

$$\begin{aligned}\dot{\eta}_k &= \phi_k(\eta_k, v_k) \\ \lambda_k &= \psi_k(\eta_k), \quad k = 1, 2, \dots, m,\end{aligned}\tag{26}$$

where all controllers reduce to the common internal model if no external forcing is applied, i.e., $\phi_k(\eta_k, 0) = \phi(\eta_k)$. The controller is then said to have the *internal model property*. The following is the main standing assumption that the controllers must satisfy.

Assumption 3 For each $k = 1, 2, \dots, m$, there exists regular storage functions $W_k(\eta_k, \eta'_k)$, with $W_k : \mathbb{R}^{q_k} \times \mathbb{R}^{q_k} \rightarrow \mathbb{R}_+$ such that

$$\frac{\partial W_k}{\partial \eta_k} \phi_k(\eta_k, v_k) + \frac{\partial W_k}{\partial \eta'_k} \phi_k(\eta'_k, v'_k) \leq (\lambda_k - \lambda'_k)^T (v_k - v'_k).\tag{27}$$

It is in general difficult to design the incrementally passive controllers above. An important example when the design is possible is when the feedforward control input is linear, that is (14) is satisfied with $\tau = \text{Id}$, $\phi = s$ and ψ is a linear function of its argument. In this case, we let $\phi_k(\eta_k, 0) = s(\eta_k)$, $\psi_k(\eta_k) = M_k \eta_k$ and define

$$\phi_k(\eta_k, v_k) = s(\eta_k) + M_k^T v_k.\tag{28}$$

Then, by definition of s as the gradient of a concave function, the storage function $W_k(\eta_k, \eta'_k) = \frac{1}{2}(\eta_k - \eta'_k)^T(\eta_k - \eta'_k)$ satisfies

$$\begin{aligned} \frac{\partial W_k}{\partial \eta_k} \phi_k(\eta_k, v_k) + \frac{\partial W_k}{\partial \eta'_k} \phi_k(\eta'_k, v'_k) &= (\eta_k - \eta'_k)^T (s(w_k) - s(w_k)') + (\eta_k - \eta'_k)^T M_k^T (v_k - v'_k) \\ &\leq (\psi_k(\eta_k) - \psi_k(\eta'_k))(v_k - v'_k), \end{aligned} \quad (29)$$

that is (27).

We state below the main result of the section that, while extending to networked systems the results of [PM08], provides a solution to the output agreement problem in the presence of time-varying disturbances.

Theorem 1 *Consider the network \mathcal{G} with dynamics on the nodes (4). Suppose all exosystems satisfy (3), the regulator equations (11) hold, and all node dynamics are incrementally passive. Consider the controllers*

$$\begin{aligned} \dot{\eta} &= \bar{\phi}(\eta, v) \\ \lambda &= \bar{\psi}(\eta) + \nu \end{aligned} \quad (30)$$

where $\bar{\phi}$ and $\bar{\psi}$ are the stacked functions of $\phi_k(\eta_k, v_k)$ and $\psi_k(\eta_k)$, and ν is an additional input to be designed. Suppose the controllers have the internal model property and satisfy Assumption 3. Then, the controller (30) with the interconnection structure

$$u = (B \otimes I_p)\lambda, \quad v = -(B^T \otimes I_p)y. \quad (31)$$

and $\nu := v = -(B^T \otimes I_p)y$ solves the output agreement problem, that is every solution starting from $\mathcal{W} \times \mathcal{X} \times \Xi$ is bounded and

$$\lim_{t \rightarrow +\infty} (B \otimes I_p)^T y(t) = \mathbf{0}.$$

Proof: By the incremental passivity property of the x subsystem in (4) and (11), it is true that

$$\frac{\partial V}{\partial t} + \frac{\partial V}{\partial x} f(x, u, w) + \frac{\partial V}{\partial x^w} f(x^w, u^w, w) \leq (y - y^w)^T (u - u^w),$$

where $V = \sum_i V_i$. Similarly by Assumption 3, the system (30) satisfies

$$\frac{\partial W}{\partial \eta} \bar{\phi}(\eta, v) + \frac{\partial W}{\partial \eta^w} \bar{\phi}(\eta^w) \leq (\lambda - \lambda^w)^T v - (\nu - \nu^w)v,$$

with $W = \sum_k W_k$ and $\bar{\phi}(\eta^w) = I_m \otimes \phi(\eta^w)$. Bearing in mind the interconnection constraints $u = (B \otimes I_p)\lambda$, $u^w = (B \otimes I_p)\lambda^w$, and $v = -(B^T \otimes I_p)y$, and letting $U((x, x^w), (\eta, \eta^w)) = V(x, x^w) + W(\eta, \eta^w)$ we obtain

$$\begin{aligned} \dot{U}((x, x^w), (\eta, \eta^w)) &:= \dot{V}(x, x^w) + \dot{W}(\eta, \eta^w) \\ &\leq (y - y^w)^T (u - u^w) + (\lambda - \lambda^w)^T v - (\nu - \nu^w)v \\ &= (y - y^w)^T (B \otimes I_p)(\lambda - \lambda^w) \\ &\quad - (\lambda - \lambda^w)^T (B^T \otimes I_p)y + (\nu - \nu^w)^T (B^T \otimes I_p)y. \end{aligned}$$

By definition of output agreement, $(B \otimes I_p)^T y^w = 0$ and the previous equality becomes

$$\dot{U}((x, x^w), (\eta, \eta^w)) \leq \nu^T (B^T \otimes I_p) y = -\|(B^T \otimes I_p) y\|^2 = -z^T z, \quad (32)$$

by definition of $\nu = -z$ and $\nu^w = 0$. Since U is non-negative and non-increasing, then $U(t)$ is bounded. As x^w, η^w are bounded³ and U is regular, then x, η are bounded as well. Hence the solutions exist for all t . Integrating the latter inequality we obtain

$$\int_0^{+\infty} z^T(s) z(s) ds \leq U(0).$$

By Barbalat's lemma, if one proves that $\frac{d}{dt} z^T(t) z(t)$ is bounded then one can conclude that $z^T(t) z(t) \rightarrow 0$. Now, $z(t) = (B^T \otimes I_p) y = (B^T \otimes I_p) h(x, w)$ is bounded because x, w are bounded. If h is continuously differentiable and \dot{x}, \dot{w} are bounded, then \dot{z} is bounded and one can infer that $\frac{d}{dt} z^T(t) z(t)$ is bounded. By assumption, w is the solution of $\dot{w} = s(w)$ starting from a forward invariant compact set. Hence, both w and \dot{w} are bounded. On the other hand, \dot{x} satisfies

$$\dot{x} = f(x, (B \otimes I_p) \bar{\psi}(\eta) - z, w)$$

which proves that it is bounded because x, η, z were proven to be bounded, while w is bounded by assumption. Therefore, \dot{x}, \dot{w} are bounded and this implies that $\frac{d}{dt} z^T(t) z(t)$ is bounded. Then by Barbalat's Lemma we have $\lim_{t \rightarrow +\infty} z(t) = \mathbf{0}$ as claimed.

The result still holds true, if any of the dynamical systems on the nodes or on the edges, is replaced by a static incrementally passive systems. As a matter of fact, denoting by $\bar{I} \subseteq \{1, 2, \dots, n\}$ the subset of indices corresponding to *dynamic* incrementally passive systems, it is enough to replace the Lyapunov function V with $\sum_{i \in \bar{I}} V_i$. Then, exploiting (25), one can still prove that (32) holds. This proves that the states $x_i, i \in \bar{I}, \eta$ are bounded. Notice that the outputs of the static nonlinearities $y_i = h_i(u_i, t)$ are bounded provided that $h_i(u_i, \cdot)$ is a bounded function for every $u_i \in \mathbb{R}^p$. In fact, boundedness of the controller state η implies boundedness of u_i since $u_i = \sum_k b_{ik} \lambda_k(\eta_k)$. Furthermore, the assumptions on the interconnections can be weakened, if stronger assumptions on the node dynamics are imposed.

Corollary 2 *Let all assumptions of Theorem 1 hold, but assume furthermore that all node dynamics are output strictly incrementally passive, that is, there exists a C^1 regular storage function V_i , and a positive definite function $\rho_i : \mathbb{R}^p \rightarrow \mathbb{R}$, such that for any two inputs u_i, u'_i and corresponding outputs y_i, y'_i*

$$\dot{V} \leq -\rho_i(y_i - y'_i) + (y_i - y'_i)^T (u_i - u'_i). \quad (33)$$

Then the output agreement problem is feasible with the interconnection (31) and $\nu = 0$.

Proof: Consider the storage function used in proof of Theorem 1, i.e., $U((x, x^w), (\eta, \eta^w)) = V(x, x^w) + W(\eta, \eta^w)$. After repeating the steps of the proof of Theorem 1, but using the output strict passivity property and setting $\nu = 0$, (32) is now replaced by $\dot{U}((x, x^w), (\eta, \eta^w)) \leq -\sum_{i=1}^n \rho_i(y_i - y_i^w)$, where $y_i^w = y_j^w$ for all $i \neq j$. Now, we can proceed as in the proof of Theorem 1.

³By definition, (w, x^w, η^w) belongs to the ω -limit set, which is compact. Hence, x^w, η^w are bounded.

4 Output agreement for a class of nonlinear systems

We propose now a fairly large class of nonlinear systems for which the sufficient conditions of Theorem 1 are satisfied. Consider the systems introduced in Example 2, namely

$$\begin{aligned} \dot{w}_i &= s_i(w_i) \\ \dot{x}_i &= f_0(x_i) + Gu_i + P_i w_i \\ y_i &= Cx_i \end{aligned} \quad i = 1, 2, \dots, n \quad (34)$$

where, compared with (24), we have chosen the systems to have the same dynamics, i.e. $f_i(x_i) = f_0(x_i)$ for all $i = 1, 2, \dots, n$, and we have set $G_i = C_i^T = G = C^T$. Assuming that the dynamics of the systems are the same facilitate the design of incrementally passive distributed controllers, as we see in the proof below.

Proposition 3 *Consider systems (34), where $f_0 = \nabla F$ and F is a twice continuously differentiable and concave map, $G = C^T$ and full column rank matrix, and the maps s_i satisfy (3). Moreover, assume that $\mathcal{R}(P_i) \subseteq \mathcal{R}(G)$ for $i = 1, 2, \dots, n$. Given the vector of disturbances $w = (w_1, \dots, w_n)$, assume there exists a bounded solution x_* to the system*

$$\dot{x} = f_0(x) + \frac{\sum_{i=1}^n P_i w_i}{n}. \quad (35)$$

Then:

1. there exists a bounded solution x^w, u^w to the regulator equations (11);
2. there exists controllers at the edges of the form

$$\begin{aligned} \dot{\eta}_k &= s(\eta_k) + H_k v_k \\ \lambda_k &= H_k^T \eta_k + \nu_k, \quad k = 1, 2, \dots, m \end{aligned} \quad (36)$$

such that output agreement problem is solved for the systems (34), interconnected with the controllers (36) via the conditions (31).

Proof: Take any solution x_*^w to (35). By definition

$$\dot{x}_*^w = f_0(x_*^w) + \frac{\sum_{i=1}^n P_i w_i}{n}. \quad (37)$$

Observe that such a solution x_*^w is necessarily bounded. As a matter of fact, in view of the assumptions on f_0 , the incremental dissipation inequality (23) hold and the incremental storage function $V(x_*^w, x_*) = \frac{1}{2}(x_*^w - x_*)^T(x_*^w - x_*)$ satisfies $\dot{V} \leq 0$ (in system (35) inputs are absent). Hence $V(x_*^w, x_*)$ is bounded and by regularity of V and boundedness of x_* , x_*^w is bounded.

Define now

$$Gu_i^w = - \left(P_i w_i - \frac{\sum_{i=1}^n P_i w_i}{n} \right). \quad (38)$$

Observe that since $\sum_{i=1}^n Gu_i^w = \mathbf{0}$ by construction, and G is full-column rank, then $u^w \in \mathcal{R}(B \otimes I_p)$, i.e., the requirement imposed by the interconnection condition (31) is fulfilled. An explicit expression for u^w can be given. Let

$$(I_n \otimes G)u^w = \left(\left(\frac{\mathbf{1}_n \mathbf{1}_n^T}{n} - I_n \right) \otimes I_r \right) Pw =: (Y \otimes I_r)Pw$$

where r is the dimension of the state space of each system. Hence (38) can be rewritten as

$$Gu_i^w = \sum_{j=1}^n Y_{ij} P_j w_j, \quad \text{with } Y_{ij} = [Y]_{ij}.$$

There exists a solution u_i^w to the latter equation if and only if $GG^\dagger b_i = b_i$ with $b_i = \sum_{j=1}^n Y_{ij} P_j w_j$, where G^\dagger is the Moore-Penrose pseudo inverse. Recalling that $\mathcal{R}(P_j) \subseteq \mathcal{R}(G)$, we can assume the existence of matrices Γ_j such that

$$P_j w_j = G \Gamma_j w_j.$$

As a result

$$b_i = \sum_{j=1}^n Y_{ij} P_j w_j = \sum_{j=1}^n Y_{ij} G \Gamma_j w_j = G \sum_{j=1}^n Y_{ij} \Gamma_j w_j$$

that is $b_i \in \mathcal{R}(G)$, and $GG^\dagger b_i = GG^\dagger G \sum_{j=1}^n Y_{ij} \Gamma_j w_j = G \sum_{j=1}^n Y_{ij} \Gamma_j w_j = \sum_{j=1}^n Y_{ij} G \Gamma_j w_j = \sum_{j=1}^n Y_{ij} P_j w_j = b_i$. Then the unique solution to (38) is $u_i^w = G^\dagger \sum_{j=1}^n Y_{ij} P_j w_j$. Replacing (38) into (37), the latter becomes

$$\dot{x}_*^w = f_0(x_*^w) + Gu_i^w + P_i w_i.$$

The latter holds true for all $i = 1, 2, \dots, n$ thus showing that

$$(x^w, u^w) = ((\mathbf{1}_n \otimes I_r) x_*^w, ((u^w)^T, \dots, (u_n^w)^T)^T)$$

solves the regulator equations.

Bearing in mind that $(B \otimes I_p) \lambda^w = u^w$, we have

$$\begin{aligned} \lambda^w &= -(B^\dagger \otimes I_p) \left(I - \frac{\mathbf{1}_n^T \mathbf{1}_n \otimes I_p}{n} \right) P w \\ &= - \left(B^\dagger \left(I - \frac{\mathbf{1}_n^T \mathbf{1}_n}{n} \right) \otimes I_p \right) P w, \end{aligned}$$

that is $\lambda^w = H w$. Using the embedding (14) with $\tau = Id, \phi = s$ and $\psi(\eta) = H \eta$, and an analogous decomposition as in (16), the internal model controller takes the form

$$\begin{aligned} \dot{\eta}_k &= s(\eta_k) \\ \lambda_k &= H_k^T \eta_k, \quad k = 1, 2, \dots, m. \end{aligned}$$

The addition of the control term $H_k v_k$

$$\begin{aligned} \dot{\eta}_k &= s(\eta_k) + H_k v_k \\ \lambda_k &= H_k^T \eta_k, \quad k = 1, 2, \dots, m. \end{aligned}$$

renders the system incrementally passive, in view of the incrementally passive nature of the map $s(\cdot)$. Recall (see Example 2) that the condition on F that defines the dynamics of the systems according to the identity $f_0 = \nabla F$ guarantees incremental passivity of

systems (34). Hence, we are under the conditions of Theorem 1 and one concludes that the controllers

$$\begin{aligned}\dot{\eta}_k &= s(\eta_k) - H_k z_k \\ \lambda_k &= H_k^T \eta_k - z_k, \quad k = 1, 2, \dots, m.\end{aligned}\tag{39}$$

with $z = (B^T \otimes I_p)y$ guarantee that the output agreement problem is solved.

The controllers, designed as in (39), can be stacked together to the dynamics

$$\begin{aligned}\dot{\eta} &= \bar{s}(\eta) - \bar{H}v \\ \lambda &= \bar{H}\eta - \nu,\end{aligned}\tag{40}$$

where $\eta = [\eta_1^T, \dots, \eta_m^T]^T \in \mathbb{R}^{mr}$, $\bar{s}(\eta) = [s(\eta_1)^T, \dots, s(\eta_m)^T]^T$, and $\bar{H} = \text{block.diag}\{H_1, \dots, H_m\}$.

Bearing in mind the controllers (40), one conclusion that follows immediately from the proof of the result is that steady state solution of the controllers η^w can be taken as $\eta^w = \mathbf{1}_n \otimes w$. That is, one possible steady state solution of the output agreement problem is that each controller dynamics reproduces exactly the disturbance signal. This observation can be used to redesign the controllers. In particular, additional communication between the different (distributed) controllers can be used to improve the convergence of the controllers.

4.1 Adding communication between controllers

Consider an additional communication network $\mathcal{G}_{\text{comm}}$, having one node for each controller, and one edge if the controllers can exchange data.⁴ For simplicity, we assume that $\mathcal{G}_{\text{comm}}$ is an undirected connected graph. The Laplacian matrix of the communication graph is denoted by $L_{\text{comm}} \in \mathbb{R}^{m \times m}$. As we shall see below, the additional communication term allows us to add a diffusive coupling between the various controllers that *explicitly* enforces the convergence of all the controllers states η_k to the same signal. This in turn guarantees that the stacked vector $\bar{H}\bar{\eta} = \text{block.diag}\{H_1^T, \dots, H_m^T\}(\eta_1^T \dots \eta_m^T)^T$ converges to $H\eta^*$, for some η^* . We recall that under the conditions that the convergence to the solution of the output agreement problem is uniform in the initial conditions, such a signal η^* must satisfy $(B \otimes I_p)H\eta^* = u^w$. If in addition the graph is acyclic and the system $\dot{\eta} = s(\eta), \lambda = H\eta$ is incrementally observable⁵, then necessarily, $\eta^* = w$, i.e. the internal model controllers asymptotically synchronize to the disturbance w .

By revisiting now the proof of Theorem 1, one can directly see that the assumption of incremental passivity of the controllers, i.e., Assumption 3, is stricter than necessary. In particular, one can require the incremental passivity property (27) not to hold with respect to any two trajectories, but only with respect to the real and the steady state trajectory, i.e., with $\eta'_k = \eta_k^w, v'_k = 0, \lambda'_k = \lambda^w$. Thus, one can replace Assumption 3 with the following weaker assumption.

⁴for instance, two controllers can exchange data if their corresponding edges are incident to the same node in the original graph \mathcal{G} .

⁵The system $\dot{\eta} = s(\eta), \lambda = H\eta$ is incrementally observable if any two solutions η, η' to $\dot{\eta} = s(\eta)$ which yield the same output necessarily coincide, i.e. $\eta = \eta'$.

Assumption 3a Let $\eta^w = \tau(w)$ and $\lambda^w = \psi(\tau(w))$ be a solution to (14), and let $v^w = 0$. For each $k = 1, 2, \dots, m$, there exists regular storage functions $W_k(\eta_k, \eta_k^w)$, with $W_k : \mathbb{R}^{q_k} \times \mathbb{R}^{q_k} \rightarrow \mathbb{R}_+$ such that

$$\frac{\partial W_k}{\partial \eta_k} \phi_k(\eta_k, v_k) + \frac{\partial W_k}{\partial \eta_k^w} \phi_k(\eta_k^w, \mathbf{0}) \leq (\lambda_k - \lambda_k^w)^T v_k.$$

It can be readily seen that the proof of Theorem 1 remains valid if Assumption 3 is replaced by Assumption 3a. In particular, the following result holds.

Proposition 4 Let all assumptions of Proposition 3 hold and let $L_{\text{comm}} \in \mathbb{R}^{m \times m}$ be the Laplacian matrix of communication graph. Then the distributed controller with communication of the form

$$\begin{aligned} \dot{\eta} &= \bar{s}(\eta) - (L_{\text{comm}} \otimes I_r)\eta - \bar{H}v \\ \lambda &= \bar{H}^T \eta \end{aligned} \tag{41}$$

interconnected with the node dynamics (36) according to (31), solves the output agreement problem. Furthermore, $\lim_{t \rightarrow \infty} \|\eta_k(t) - \eta_j(t)\| = 0$ for all $k \neq j$.

Proof: Under the assumptions of Proposition 3 it holds that $\eta^w = w$. Consequently $(L_{\text{contr}} \otimes I_r)\bar{\eta}^w = 0$. The controller (41) satisfies Assumption 3a, since the directional derivative of $W = \frac{1}{2}(\bar{\eta} - \bar{\eta}^w)^T(\bar{\eta} - \bar{\eta}^w)$ is

$$\dot{W} \leq -(\eta - \eta^w)^T (L_{\text{comm}} \otimes I_r)(\eta - \eta^w) + (\lambda - \lambda^w)^T v.$$

Mirroring the proof of Theorem 1, the derivative of the storage function $U((x, x^w), (\eta, \eta^w))$ satisfies

$$\dot{U} \leq -\|B^T \otimes I_p y\|^2 - \eta^T (L_{\text{comm}} \otimes I_r)\eta.$$

Thus, with the same arguments as in the proof of Theorem 1, convergence can be concluded. Additionally, this proves that $\lim_{t \rightarrow \infty} \|\eta_k(t) - \eta_j(t)\| = 0$ for all $k \neq j$.

5 Relation to known results

Next, we compare our results to known results.

5.1 Static Couplings

The papers [SS07], [SAS10] study synchronization of cocoercive (or semi-passive([PN01])) systems that are free from disturbances with purely *static* output feedback that uses relative measurements. The result extend to systems that have a “shortage” of incremental passivity, called relaxed cocoercive systems.⁶ For *identical* relaxed cocoercive systems it was shown in [SAS10] (see also [DdR11]) that *static* couplings suffice to ensure synchronization, provided that the network features a sufficiently strong coupling.

⁶Relaxed cocoercive systems are related to QUAD systems [DdR11]. Any QUAD system, augmented with an additive input on each state and the output being the full state vector, is also relaxed cocoercive.

Here, *heterogeneous* incrementally passive systems affected by disturbances are considered. The heterogeneity of the systems and the time varying external disturbances cause the need for dynamic couplings. However, if all systems already share a common *internal model*, static couplings are also sufficient in our approach.

Proposition 5 (Static Coupling) *Consider the system (4) and suppose all node dynamics are incrementally passive. If there exists a solution to the regulator equations (11) with $u^w(t) = 0^T$, then, the static controller $\lambda = \nu$ with the interconnection $u = (B \otimes I_p)\lambda$, and $\nu = -(B^T \otimes I_p)y$ solves the output agreement problem.*

Proof: By the incremental passivity property of the subsystems it is true that $\dot{V} \leq (y - y^w)^T(u - u^w)$, where $V = \sum_{i=1}^n V_i$. Now, since $u^w = 0$ and $y^w \in \mathcal{N}((B \otimes I_p)^T)$ the coupling $u = -Ly = -(B \otimes I_p)(B \otimes I_p)^T y = -(B \otimes I_p)(B \otimes I_p)^T(y - y^w)$ gives $\dot{V} \leq (y - y^w)^T L(y - y^w)$. Convergence and boundedness can now be shown as in the proof of Theorem 1.

Please note that the input to the systems computes in this case as

$$u = -(L \otimes I_p)y,$$

where $L = BB^T$ is the *Laplacian matrix* of the (undirected) graph. Thus, for homogeneous systems, our controller design method reduces to the well-known Laplacian coupling, as studied, e.g., in [SS07], [SAS10], [DdR11]. However, it should be remarked that, while incrementally passive systems strictly include the class of cocoercive systems, our results do not appear to be trivially extendable to the class of relaxed cocoercive systems. Moreover, while the results of [SS07], [SAS10] apply to networked systems over a balanced, directed graph (possibly even time-varying), our results are given for static undirected graphs.

5.2 Static Disturbances

The output agreement problem with *constant* disturbances deserves particular attention. Control of passive system with constant disturbances is studied, e.g., in [JOGC07] or [HAP11], where the notion of equilibrium independent passivity is introduced. Equilibrium independent passivity is closely related to incremental passivity, i.e., it is defined by a condition similar to (23) assuming that one of the trajectories (e.g., x') is an equilibrium trajectory. Optimality properties and a network theoretic interpretation of networks of equilibrium independent passive systems are discussed in [BZA13a], [BZA13b]. The stability of passive networks with static disturbance signals has also been discussed in [vW12]. We derive here slightly more general⁸ controllers (or dynamic couplings) as [BZA13a], [BZA13b], using the internal model control approach.

Proposition 6 *Consider the network \mathcal{G} with dynamics on the nodes (4). Suppose w_i is some constant signal, i.e., $s_i(w_i) = 0$, the regulator equations (11) hold and (4) are*

⁷This holds in particular if all systems (and exosystems) are identical. More generally, it asserts that all systems incorporate the *same* internal model.

⁸In fact, differently from [vW12], [BZA13a], [BZA13b], we do not assume output strict incremental passivity but only incremental passivity.

incrementally passive. Then, any controller of the form

$$\begin{aligned}\dot{\eta}_k &= v_k \\ \lambda_k &= \psi_k(\eta_k) + \nu_k, \quad k \in \{1, \dots, m\}\end{aligned}\tag{42}$$

with $\psi_k(\cdot)$ satisfying the strong monotonicity condition

$$(\psi_k(\eta) - \psi_k(\eta'))^T(\eta - \eta') \geq c\|\eta - \eta'\|^2, \quad \forall \eta, \eta' \tag{43}$$

for some positive constant c , and interconnection constraints (31) solves the output agreement problem.

Note that the controller (42) is not necessarily incrementally passive, i.e., Assumption 3 is not met. However, we will show next that the controllers satisfy the weaker Assumption 3a.

Proof: Let x^w and u^w be solutions to the regulator equations (11). By the structure of (11) follows immediately that $v^w = -(B \otimes I_p)^T h(x^w, w) = 0$. Since the disturbance is static, i.e., $\dot{w} = 0$, the conditions (14) are solved with $\phi(\cdot) = 0$ and $\tau(w)$ such that

$$\lambda_p^w + \lambda_0^w = \psi(\tau(w)) \tag{44}$$

for some λ_p^w satisfying $u^w = (B \otimes I_p)\lambda_p^w$ and some $\lambda_0^w \in \mathcal{N}(B \otimes I_p)$ and constant. Thus, there is not a unique solution to (14), but rather for any $\lambda_0^w \in \mathcal{N}(B \otimes I_p)$ there exists exactly one $\tau(w)$ solving (14) (the existence of more than one solution $\tau(w)$ would contradict the strong monotonicity condition (43)). Select now $\eta^w = \tau(w)$ as a solution to (44) an arbitrary $\lambda_0^w \in \mathcal{N}(B \otimes I_p)$, and let $\lambda^w = \lambda_p^w + \lambda_0^w$.

One can construct now for each controller a storage function W_k that satisfies Assumption 3a, i.e., that shows passivity with respect to the constant signals λ_k^w and $v_k^w = 0$. Let in the following $\Psi_k : \mathbb{R}^q \rightarrow \mathbb{R}$ be a twice continuously differentiable function such that $\nabla \Psi_k(\eta_k) = \psi_k(\eta_k)$. Since, by assumption, ψ_k satisfy the monotonicity condition (43) all Ψ_k are strongly convex. Consider now the following storage function ([JOGC07], [BZA13a]):

$$W_k(\eta_k, \eta_k^w) = \Psi_k(\eta_k) - \Psi_k(\eta_k^w) - \nabla \Psi_k^T(\eta_k^w)(\eta_k - \eta_k^w). \tag{45}$$

Since Ψ_k is convex and, by the global under-estimator property of the gradient, we have $\Psi_k(\eta_k) \geq \Psi_k(\eta_k^w) + \nabla \Psi_k^T(\eta_k^w)(\eta_k - \eta_k^w)$ for each η_k, η_k^w . Since Ψ_k is strongly convex, then it is in particular strictly convex and the previous inequality holds if and only if $\eta_k = \eta_k^w$. Then W_k is regular ([JOGC07]). Hence, W_k is a positive regular storage function. Furthermore,

$$\begin{aligned}\frac{\partial W_k}{\partial \eta_k} \phi_k(\eta_k, v_k) &= (\psi_k(\eta_k) - \psi_k(\eta_k^w))^T v_k \\ &= (\lambda_k - \lambda_k^w)^T v_k.\end{aligned}$$

In the case of constant disturbances Assumption 3a is always fulfilled by controllers of the form (42). Mimicking now the proof of Theorem 1, using the storage function $U((x, x^w), (\eta, \eta^w)) = V(x, x^w) + W(\eta, \eta^w)$, with $W(\eta, \eta^w) = \sum_{k=1}^m W_k(\eta_k, \eta_k^w)$, one obtains $\dot{U} \leq -\|(B \otimes I_p)^T y\|^2$. With the same arguments as used in the proof of Theorem 1, it follows that the controller (42) solves the output agreement problem in the case of static disturbances, that is $\lim_{t \rightarrow \infty} (B \otimes I_p)^T y(t) = \mathbf{0}$.

6 Time-varying Optimal Distribution Control

We use now the output agreement theory for the design of (optimal) distribution control laws in distribution networks with storage.

Consider an inventory system with n inventories and m transportation lines, and let B be the incidence matrix of the transportation network. The dynamics of the inventory system is given as

$$\dot{x} = B\lambda + Pw, \quad (46)$$

where $x \in \mathbb{R}^n$ represents the storage level, $\lambda \in \mathbb{R}^m$ the flow along one line, and Pw an external in-/outflow of the inventories, i.e., the supply or demand. This basic model is studied, e.g., in [BBP06], [vW12] or in a discrete-time form in [BB12], [DBO⁺13].

We assume here that the exact realization of the supply/demand is unknown, while it is known that it is generated by the dynamics

$$\dot{w} = s(w). \quad (47)$$

The *distribution and balancing problem* is to design controllers on the edges of the network, using only measurements of the storage levels of the incident inventories and regulating the flows λ_k such that instantaneously all possible supply/demand is satisfied and all inventory levels evolve synchronously. The balancing problem has been recently studied in [DBO⁺13] using predictive control. By choosing $u = B\lambda$, the problem can be readily formulated as an output agreement problem with time varying disturbance.

The regulator equations (13) for the distribution problem are

$$\begin{aligned} \dot{x}^w(t) &= u^w(t) + Pw(t), \\ u^w(t) &\in \mathcal{R}(B), \quad x^w(t) \in \mathcal{N}(B^T). \end{aligned} \quad (48)$$

The solution to the regulator equation (13) is

$$x^w(t) = \mathbf{1}_n \left(x_0^w + \int_0^t \frac{\mathbf{1}_n^T Pw(s)}{n} ds \right) \quad (49)$$

where x_0^w belongs to the projection of $\omega(W \times X \times \Xi)$ onto $\mathbb{R}^{r_1 + \dots + r_n}$.

To see (49), note that $u^w(t) \in \mathcal{R}(B) \Leftrightarrow \mathbf{1}_n^T u^w(t) = 0$. Let now $x^w(t) = \mathbf{1}_n x_*^w(t)$, for some $x_*^w(t) \in \mathbb{R}$. Then, multiplying (48) from the left with the all ones vector gives $n\dot{x}^w = \mathbf{1}_n^T Pw(t)$, leading to the desired expression. The following observation is now a direct consequence.

Proposition 7 *The output agreement problem is feasible only if the accumulated imbalance $\bar{w}(t) = \int_0^t \frac{\mathbf{1}_n^T Pw(s)}{n} ds$ is bounded for all $t \geq 0$.*

Otherwise the inventory levels (i.e., x^w) will grow unbounded. The corresponding input is naturally given as $u^w(t) = -\Delta_n Pw(t)$, with $\Delta_n = (I_n - \frac{1}{n} \mathbf{1}_n \mathbf{1}_n^T)$, namely the projection of the supply/demand vector to the space orthogonal to $\text{span}\{\mathbf{1}_n\}$. Next, we verify that the necessary conditions for the output agreement problem are satisfied by showing feasibility of (14). Note that the controller output must satisfy $B\lambda^w = -(I_n - \frac{1}{n} \mathbf{1}_n \mathbf{1}_n^T) Pw(t)$.

Proposition 8 *If the network contains a spanning tree then the condition (14) is feasible.*

Proof: Let $\mathcal{T} \subseteq \mathcal{G}$ be a spanning tree. Assume without loss of generality that the edges are labeled in such a way that the flow vector can be written as $\lambda^w = [\lambda_{\mathcal{T}}^{wT}, \lambda_{\bar{\mathcal{T}}}^{wT}]^T$, where $\lambda_{\mathcal{T}}^w$ are the flows on the edges in \mathcal{T} and $\lambda_{\bar{\mathcal{T}}}^w$ are the flows in all other edges. Similarly, the incidence matrix can be represented as $B = [B_{\mathcal{T}}, B_{\bar{\mathcal{T}}}]$. A feasible flow solution λ_p^w can now be chosen as $\lambda_{\mathcal{T}}^w = 0$ and $\lambda_{\bar{\mathcal{T}}}^w = -(B_{\bar{\mathcal{T}}}^T B_{\mathcal{T}})^{-1} B_{\bar{\mathcal{T}}}^T P w(t)$. Note that $\lambda_{\mathcal{T}}^w$ routes exactly the balanced component of the supply/demand through the network, since $\lambda_{\mathcal{T}}^w = -(B_{\bar{\mathcal{T}}}^T B_{\mathcal{T}})^{-1} B_{\bar{\mathcal{T}}}^T (I_n - \frac{1}{n} \mathbf{1}_n \mathbf{1}_n^T) P w(t)$ since $B_{\mathcal{T}}^T \mathbf{1}_n = 0_n$. Define now

$$H = \begin{bmatrix} -(B_{\bar{\mathcal{T}}}^T B_{\mathcal{T}})^{-1} B_{\bar{\mathcal{T}}}^T P \\ 0 \end{bmatrix},$$

and note that $\lambda_p^w = Hw$. Thus, $\tau = Id$, $\phi(\cdot) = s(\cdot)$ and ψ being the linear function defined by H , solve (14).

After augmenting the controller with external outputs, a possible routing controller is

$$\begin{aligned} \dot{\eta} &= s(\eta) + H^T v \\ \lambda &= H\eta + \nu. \end{aligned} \tag{50}$$

Note that if $s(\cdot)$ satisfies the standing assumption (3), then this controller is incrementally passive.

6.1 Optimal Distribution Control

We enlarge our control objective and aim to design a feedback controller that achieves an *optimal* routing. That is, we want to regulate the flows such that they minimize the quadratic cost function

$$\mathcal{P}(\lambda) = \frac{1}{2} \lambda^T Q \lambda, \tag{51}$$

with $Q = \text{diag}(q_1, \dots, q_m)$ and $q_k > 0$.

We exploit therefore that the internal model controller achieving balancing is not unique. In particular, we redesign the controller (50) in such a way that it routes the balanced component of the flow through the network in such a way that at each time instant the cost (51) is minimized. That is, asymptotically the routing should be such that at each time instant t the following static optimization problem is solved

$$\min_{\lambda} \mathcal{P}(\lambda), \quad \text{s.t. } \mathbf{0} = B\lambda + \Delta_n P w, \tag{52}$$

where $w = w(t)$ is the supply at the respective time. Let now $\zeta \in \mathbb{R}^n$ be the multiplier for the equality constraint. The Lagrangian function of (52) is

$$\mathcal{L}(\lambda, \zeta) = \frac{1}{2} \lambda^T Q \lambda + \zeta^T (B\lambda + \Delta_n P w).$$

One can express the optimality conditions in terms of the dual solution as

$$Q\lambda + B^T \zeta = \mathbf{0}, \quad B\lambda + \Delta_n P w = \mathbf{0},$$

from which $B(Q^{-1}B^T\zeta) + \Delta_n Pw = \mathbf{0}$, with the optimal routing being $\lambda = Q^{-1}B^T\zeta$. Thus the optimal routing/supply pairs are defined as the set

$$\Gamma = \{(\lambda, w) : Q\lambda \in \mathcal{R}(B^T), B\lambda + \Delta_n Pw = \mathbf{0}\}.$$

We formalize the optimal distribution problem as follows:

Definition 5 *The time-varying optimal distribution problem is solvable for the system (46), if there exists a controller (6) such that any solution originating from $\mathcal{W} \times \mathcal{X} \times \Xi$ satisfies (i) $\lim_{t \rightarrow \infty} B^T x(t) = \mathbf{0}$ and (ii) $\lim_{t \rightarrow \infty} \text{dist}_\Gamma(\lambda(t), w(t)) = 0$.*

To solve the problem, we proceed in this way. Instead of designing the controller directly for the flows, we design the controllers for the *multipliers*. We take $\tau = Id$ and $\phi(\cdot) = s(\cdot)$ and design a controller of the form

$$\begin{aligned}\dot{\eta} &= s(\eta) + H_v v \\ \zeta &= H_\zeta \eta,\end{aligned}$$

where H_ζ and H_v are suitable input and output matrices to be designed next. The routing will then be defined as $\lambda(t) = Q^{-1}B^T\zeta(t)$. For designing H_ζ , note that, provided that $v = \mathbf{0}$ and the initial condition $\eta(0)$ is properly chosen, the system above generates the solution $\eta^w(t) = w(t)$. Then H_ζ must be design in such a way that $\zeta^w(t) = H_\zeta \eta^w(t)$ satisfies the optimality condition

$$BQ^{-1}B^T H_\zeta \eta^w(t) + \Delta_n Pw(t) = 0.$$

The matrix $L_Q = BQ^{-1}B^T$ is a weighted Laplacian matrix. As L_Q has one eigenvalue at zero, with the corresponding eigenvector $\mathbf{1}$, it is not invertible. However, since $\eta^w(t) = w(t)$, one possible solution is

$$H_\zeta = -L_Q^\dagger P, \tag{53}$$

where L_Q^\dagger is the *Moore-Penrose-inverse* of L_Q , see e.g., [GX04]. From the properties of L_Q^\dagger follows that $BQ^{-1}B^T H_\zeta \eta^w + \Delta_n Pw = -BQ^{-1}B^T L_Q^\dagger P \eta^w + \Delta_n Pw = -\Delta_n P \eta^w + \Delta_n Pw = 0$ as desired. Now, as the controller should be incrementally passive with input v and output λ , we can design it in the form (50) taking

$$H = Q^{-1}B^T H_\zeta. \tag{54}$$

Then, to have incremental passivity, we simply choose $H_v = H^T$. This choice of the input and output matrix for the controller (50) ensures that the optimal distribution problem is solved.

Proposition 9 *Consider the inventory system (46) with the supply generated by the linear dynamics $\dot{w} = s(w)$, satisfying (3). Consider the controller*

$$\begin{aligned}\dot{\eta} &= s(\eta) - H^T z \\ \lambda &= H\eta - z.\end{aligned}$$

with the interconnection condition $z = B^T x$. Then, every solution of the closed-loop system is bounded and (i) $\lim_{t \rightarrow +\infty} B^T x = 0$, and (ii) $\lim_{t \rightarrow +\infty} \text{dist}_\Gamma(\lambda(t), w(t)) = 0$, that is the time-varying optimal distribution problem is solvable.

Proof: First note that the optimal routing $\lambda^w(t) = Q^{-1}B^T\zeta^w(t)$ satisfies the identity

$$\begin{aligned} B\lambda^w(t) + Pw(t) &= -BQ^{-1}B^TL_Q^\dagger P\eta^w(t) + Pw(t) = \\ -\Delta_n P\eta^w(t) + Pw(t) &= \mathbf{1} \frac{\mathbf{1}^T Pw(t)}{n}. \end{aligned}$$

Since $\mathbf{1} \frac{\mathbf{1}^T Pw(t)}{n} = \dot{x}^w$ (see (49)), the optimal routing is such that $\dot{x}^w(t) = B\lambda^w(t) + Pw(t)$.

Now, consider the storage function $U(x - x^w, \eta, \eta^w) = \frac{1}{2}\|x - x^w\|^2 + \frac{1}{2}\|\eta - \eta^w\|^2$ along the solutions of the autonomous system $\frac{d}{dt}(x - x^w) = B(\lambda - \lambda^w) = -BB^T(x - x^w) + BH\eta - BH\eta^w$, $\dot{\eta} = s(\eta) - H^TB^T(x - x^w)$, $\dot{\eta}^w = s(\eta^w)$. It satisfies

$$\begin{aligned} \dot{U} &= -(x - x^w)^T BB^T x + (x - x^w)^T BH(\eta - \eta^w) \\ &\quad + (\eta - \eta^w)^T (s(\eta) - s(\eta^w)) - (\eta - \eta^w)^T H^T B^T x \\ &\leq -\|B^T x\|^2, \end{aligned}$$

due to the incremental passivity of the exosystem, i.e., $(\eta - \eta^w)^T (s(\eta) - s(\eta^w)) \leq 0$. Since U is positive semidefinite and η^w is bounded (again by the incremental passivity property of the exosystem), we have that $x - x^w$, η , η^w are all bounded. Then, by LaSalle's invariance principle, the trajectories converge to the largest invariant set such that $B^T(x - x^w) = B^T x = \mathbf{0}$. Thus, there exists x_* such that on this set $x - x^w = x_* \mathbf{1}$ and the dynamics evolves as

$$\dot{x}_* \mathbf{1} = BH\eta - BH\eta^w, \quad \dot{\eta} = s(\eta), \quad \dot{\eta}^w = s(\eta^w). \quad (55)$$

After multiplying by $\frac{1}{n}\mathbf{1}^T$ from the left, it follows $\dot{x}_* = 0$, proving that x must approach x^w modulo a constant. This proves the claim (i) of the statement.

To prove claim (ii), note that inserting $\dot{x}_* = 0$ into (55) and bearing in mind that $\eta^w = w$ gives the necessary condition that in the set where $B^T(x - x^w) = \mathbf{0}$ it must hold that

$$\begin{aligned} \mathbf{0} &= BH\eta - BH\eta^w = BH\eta - BHw = \\ &= -BQ^{-1}B^TL_Q^\dagger P(\eta - w) = -\Delta_n P(\eta - w). \end{aligned}$$

Hence, $\Delta_n P\eta = \Delta_n Pw$. The flow on the invariant set is $\lambda = Q^{-1}B^TL_Q^\dagger P\eta$, while the optimal flow is $\lambda^w = Q^{-1}B^TL_Q^\dagger Pw$. Together with the previous condition, this implies that there is a vector $\nu \in \mathcal{N}(B)$ such that $\lambda = \lambda^w + \nu$. We will show next that ν must be identical to zero. Note that $\nu = \lambda - \lambda^w$, and must therefore satisfy

$$\nu = Q^{-1}B^TL_Q^\dagger P(\eta - w).$$

Multiplying the previous equation from the left by $\nu^T Q$ leads to

$$\nu^T Q \nu = 0$$

since $\nu^T B^T = 0$. As Q is by assumption positive definite, the only solution is $\nu = 0$. This proves that in the set where $B^T x = 0$ it must hold that $\lambda = \lambda^w$, completing the proof.

If additionally communication between the controllers is allowed, the controller can be augmented with a consensus term of the form (41).

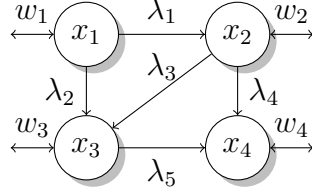
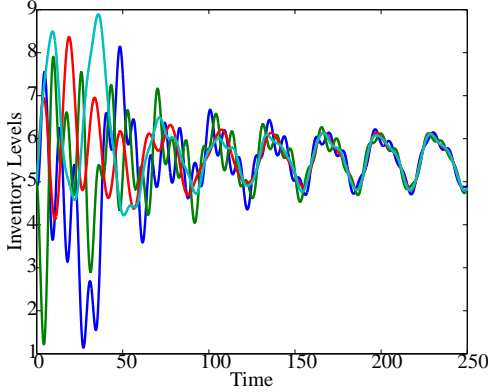
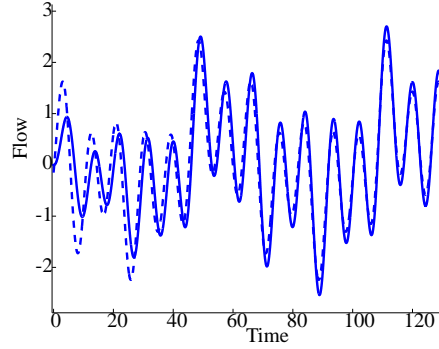


Figure 2: Inventory network with four inventories and five transportation lines.



(a) Inventory levels $x_i(t)$, $i \in \{1, 2, 3, 4\}$, under time-varying supply/demand.



(b) Flow $\lambda_1(t)$ (solid) and optimal flow on the corresponding edge (dashed).

6.2 Simulation Example

We illustrate the performance of the controller on a design example. Consider a network with four inventories and five transportation lines as illustrated in Figure 2. The supply/demand at each inventory is generated by the linear dynamics

$$\dot{w}_i = \begin{bmatrix} 0 & -s_i \\ s_i & 0 \end{bmatrix} w_i$$

with $s_1 = 0.1$, $s_2 = 0.7$, $s_3 = -0.4$ and $s_4 = -0.2$ and initial conditions $w_i(0) = [1, 1]^T$. The flow cost function is of the form (51) with $Q = \text{diag}\{1, 2, 3, 4, 5\}$. The controller is implemented in the distributed form with communication (41), where H is chosen to satisfy (54), and \mathcal{G}_{comm} is chosen such that two controllers communicate if they are incident to the same inventory.

The simulation results for the inventory levels are shown in Figure 3a. Note that the supply/demand is not balanced, but the accumulated imbalance is bounded. The controller achieves a balancing of the inventory levels. As an example, the flow $\lambda_1(t)$ is shown in Figure 3b. The flow approaches fairly quickly the time-varying *optimal flow*. The simulations illustrate that the controller achieves both objectives, the balancing of the inventory levels and the optimal routing of the flow through the network.

7 Power Systems Droop-Control as Internal Model Control

In [SPDB13] a dynamic oscillatory model of microgrids with frequency-droop controllers is investigated. We provide next an interpretation of the results of [SPDB13] in the context of internal model control.

The model of [SPDB13] for the frequency-droop controller is

$$D_i \dot{\theta}_i = P_i^* - P_{e,i}, \quad i \in \{1, \dots, n\}, \quad (56)$$

where D_i is the inverse of the controller gain, P_i^* is the inverters nominal power, and $P_{e,i}$ is the active electric power. The active electric power is given by

$$P_{e,i} = \sum_{j=1}^n \alpha_{ij} \sin(\theta_i - \theta_j), \quad (57)$$

where α_{ij} are constants depending on the node voltages and the line admittance. The coefficients are symmetric $\alpha_{ij} = \alpha_{ji}$ and only non-zero if the two nodes i and j are connected by a line. We refer to [SPDB13] for a detailed discussion of the model. As in [SPDB13], we restrict the discussion in the following to *acyclic* networks.

In the proposed model, the dynamics in the nodes (56) represents the controllers, while the couplings between the nodes, i.e., (57), are physical laws. Although the situation is reversed to the basic setup of this paper, we can still interpret the droop-controller as an internal model controller.

Consider the node dynamics (1) as (56), with node state $x_i = \theta_i$, constant external signal $w_i = P_i^*$, satisfying $\dot{w}_i = 0$, input $u_i = -P_{e,i}$ and output $y_i = \dot{\theta}_i$, i.e.,

$$D_i \dot{x}_i = P_i^* + u_i, \quad y_i = \dot{x}_i. \quad (58)$$

By defining the inputs and outputs in this way, the node dynamics is *output strictly incrementally passive* since for any two inputs u_i, u'_i and the two corresponding outputs y_i, y'_i , it holds that

$$\begin{aligned} (y_i - y'_i)(u_i - u'_i) &= (y_i - y'_i)(D_i y_i - P_i^* - D_i y'_i + P_i^*) \\ &= D_i \|y_i - y'_i\|^2. \end{aligned}$$

From the interpretation of the node dynamics (1) as (56), one notices that $u = -P_e = -BA \mathbf{sin}(B^T x)$, where $\mathbf{sin}(z) = [\sin(z_1), \dots, \sin(z_m)]^T$, $A = \text{diag}\{a_1, \dots, a_m\}$, $a_k = \alpha_{ij} = \alpha_{ji}$, and k is the label of the edge connecting nodes i, j . One can then interpret the latter equation as the first one of the interconnection conditions (31), provided that $\lambda = A \mathbf{sin}(B^T x)$. Set now $\eta = B^T x$. Then

$$\begin{aligned} \dot{\eta} &= -B^T y \\ \lambda &= A \mathbf{sin}(\eta). \end{aligned} \quad (59)$$

This can be understood as the stacked controllers (26), where, for all k , $\phi_k(\eta_k, v_k) = v_k$, $v = B^T y$, $\psi_k(\eta_k) = a_k \sin(\eta_k)$.

Hence, rewriting the model (56)-(57) in this way leads directly to an interpretation as an internal model control loop of the form (42), where the feed-through term can be omitted, i.e., $\nu = 0$, since the node dynamics is output strictly incrementally passive (see Corollary 2). We can now restate the result of [SPDB13] in the context of internal model control.

Proposition 10 *Consider the droop-controller dynamics in the form (58) and (59) and let the underlying network \mathcal{G} be acyclic. Then*

1. *the regulator equations (11) are solved by $\dot{x}_i^w = \frac{\sum_{i=1}^n P_i^*}{\sum_{i=1}^n D_i} =: y^w$ and $u_i^w = D_i \frac{\sum_{i=1}^n P_i^*}{\sum_{i=1}^n D_i} - P_i^*$ for all $i = 1, 2, \dots, n$;*
2. *the embedding condition (14) is feasible if and only if $\|A^{-1}(B^T B)^{-1} B^T u^w\|_\infty < 1$;*
3. *if the necessary conditions (11) and (14) hold, the solutions to the closed loop dynamics (58) and (59) with interconnection $u = B\lambda$ and that originate sufficiently close to x^w and $\eta^w := \mathbf{sin}^{-1}(A^{-1}(B^T B)^{-1} B^T u^w)$ satisfy $\lim_{t \rightarrow \infty} \|y_i - y^w\| \rightarrow 0$.*

The proof follows completely along the lines of the internal model control approach (except the local nature of the stability result) and exploits in particular the results for static disturbances of Section 5.2. For completeness, we provide the proof in the appendix.

8 Conclusions

The paper has investigated output agreement problems in the presence of time-varying disturbances and has discussed the role of dynamic internal-model-based controllers to tackle these problems. We focus on the case in which only relative measurements are available to the controllers and the control applied to the systems must lie in the range of the incidence matrix. This scenario in fact is very important in distribution networks and is motivated by the physics of the network (Kirchhoff's law). We have examined two of these distribution networks, namely an inventory system and a microgrid, and we have interpreted a load balancing controller and the frequency-droop controller within the proposed framework. Furthermore, in the case of the inventory system, we have shown controllers that achieve an optimal routing.

The proposed methodology lends itself to several possible extensions. The use of dynamic controllers could be exploited not only to tackle the presence of exogenous disturbances but also to deal with synchronization problems of heterogenous systems for which a static diffusive coupling does not suffice. In many other distribution networks, and similarly to the inventory system, the constraints imposed by the network induces a non-unique solution to the output agreement problem. It is then meaningful to design controllers that lead to a solution with optimal features. Our approach naturally lends itself to providing such solutions. Other aspects that could be studied are the presence of uncertainties in the exosystems, larger classes of disturbance signals, robustness to other sources of uncertainties in the dynamical systems. In the current implementation, our internal model controllers depend on all the exosystems generating the disturbance, that could be unfeasible in practice and should be relaxed. Moreover, the potentials of our approach in the context of the two case studies have not been fully explored yet. Phenomena to

be studied are for instance the presence of constraints on the input and state variables. For the case of power systems, other classes of controllers could be considered, dealing for instance with the presence of time-varying exogenous inputs.

A Appendix

Proof of Proposition 2

Proof: (*Necessity*) If the rank condition in (22) is violated then there exists a nonzero vector (x_0, λ_0) such that

$$\begin{bmatrix} \bar{A} - sI_r & \bar{G}(B \otimes I_p) \\ (B \otimes I_p)^T \bar{C} & \mathbf{0}_{np \times np} \end{bmatrix} \begin{bmatrix} x_0 \\ \lambda_0 \end{bmatrix} = \mathbf{0}. \quad (60)$$

This equality can be made explicit as

$$\begin{aligned} (\bar{A} - sI_r)x_0 + \bar{G}(B \otimes I_p)\lambda_0 &= \mathbf{0} \\ (B \otimes I_p)^T \bar{C}x_0 &= \mathbf{0}. \end{aligned} \quad (61)$$

As $s \notin \sigma(\bar{A})$, then necessarily $\lambda_0 \neq \mathbf{0}$.

The graph \mathcal{G} may or may not contain a cycle. If it does, then statement (1) of the thesis holds. If not, then $(B \otimes I_p)\lambda_0 \neq \mathbf{0}$ (recall that $\lambda_0 \neq \mathbf{0}$). Since s is not an eigenvalue of any A_i , then from (61)

$$\begin{aligned} x_0 &= (sI_r - \bar{A})^{-1} \bar{G}(B \otimes I_p)\lambda_0 \\ (B \otimes I_p)^T \bar{C}(sI_r - \bar{A})^{-1} \bar{G}(B \otimes I_p)\lambda_0 &= \mathbf{0} \end{aligned}$$

The latter shows that $\mathcal{R}(\bar{H}(s)(B \otimes I_p)) \cap \mathcal{N}((B \otimes I_p)^T) \neq \{\mathbf{0}\}$, that is statement (2) of the thesis.

(*Sufficiency*) If \mathcal{G} does not contain cycles, then for all $\lambda_0 \neq \mathbf{0}$, $(B \otimes I_p)\lambda_0 \neq \mathbf{0}$. Consider now the nonzero vector $(x_0, \lambda_0) = (\mathbf{0}, \lambda_0)$. The product

$$\begin{bmatrix} \bar{A} - sI_r & \bar{G}(B \otimes I_p) \\ (B \otimes I_p)^T \bar{C} & \mathbf{0}_{np \times np} \end{bmatrix} \begin{bmatrix} \mathbf{0} \\ \lambda_0 \end{bmatrix}$$

returns a zero vector. This shows that the null space of the matrix on the left-hand side is singular, that is condition (22) is violated.

If $\mathcal{R}(\bar{H}(s)(B \otimes I_p)) \cap \mathcal{N}((B \otimes I_p)^T) \neq \{\mathbf{0}\}$, then there exists a vector $\lambda_0 \neq \mathbf{0}$ such that

$$(B \otimes I_p)^T \bar{H}(s)(B \otimes I_p)\lambda_0 = \mathbf{0}.$$

By definition of $\bar{H}(s) = \bar{C}(sI_r - \bar{A})^{-1} \bar{G}$, the latter equality becomes

$$(B \otimes I_p)^T \bar{C}(sI_r - \bar{A})^{-1} \bar{G}(B \otimes I_p)\lambda_0 = \mathbf{0}.$$

Define $x_0 = (sI_r - \bar{A})^{-1} \bar{G}(B \otimes I_p)\lambda_0$. Then

$$\begin{aligned} (B \otimes I_p)^T \bar{C}x_0 &= \mathbf{0} \\ (\bar{A} - sI_r)x_0 + \bar{G}(B \otimes I_p)\lambda_0 &= \mathbf{0}, \end{aligned}$$

which is the same as (60). But this shows that condition (22) is violated.

Proof of Corollary 1

Proof: Under the given assumptions, the equations (21) are feasible if and only if Condition 2 in Proposition 2 does not hold.

Suppose, by contradiction, that $H(s)$ is strictly positive real and Condition 2 in Proposition 2 holds. The condition can equivalently be expressed as follows: there exist vectors $v \in \mathbb{R}^{np}$ and $\mathbf{0} \neq \beta \in \mathbb{R}^p$ such that

$$\bar{H}(s)(B \otimes I_p)v = \mathbf{1}_n \otimes \beta, \quad \forall s \in \sigma(\bar{S}).$$

Multiplying the previous condition from the left by $v^T(B \otimes I_p)^T$ leads to

$$v^T(B \otimes I_p)^T \bar{H}(s)(B \otimes I_p)v = 0, \quad \forall s \in \sigma(\bar{S}).$$

Since all $s \in \sigma(\bar{S})$ have zero real part, is equivalent to $\tilde{v}^T (\bar{H}(j\omega) + \bar{H}(-j\omega)) \tilde{v} = 0$ for all $\tilde{v} = (B \otimes I_p)v$ and for some $\omega \in \mathbb{R}$.

This is a contradiction since $H(s)$ being strictly positive real implies that $(\bar{H}(j\omega) + \bar{H}(-j\omega))$ is positive definite for all $\omega \in \mathbb{R}$. This proves the statement.

Proof of Proposition 10

Proof: The first statement follows directly after summing all equations (58) and noting that there must be a scalar valued function $y^* \in \mathbb{R}$ such that $y_i = \dot{x}_i^w = y^*$ for all $i \in \{1, \dots, n\}$.

To prove the second statement, we choose $\phi(\tau(w)) = 0$ since $\dot{w} = 0$. Now, note that $u^w = B\lambda^w$, and since the network is acyclic, λ^w is uniquely defined as $\lambda^w = (B^T B)^{-1} B^T u^w$. Since for an acyclic network $\mathcal{N}(B) = \{\mathbf{0}\}$, the second condition in (14) becomes $(B^T B)^{-1} B^T u^w = \psi(\tau(w))$, where we can take $\psi(\tau(w)) = A \mathbf{sin}(\tau(w))$. Thus, we have

$$\tau(w) = \mathbf{sin}^{-1}(A^{-1}(B^T B)^{-1} B^T u^w),$$

which exists if and only if $\|A^{-1}(B^T B)^{-1} B^T u^w\|_\infty < 1$.

To prove local stability we use the standard storage function (45). Note that it can be defined with $\Psi_k(\eta_k) = a_k(1 - \cos(\eta_k))$. If the conditions (14) hold, choose $\eta^w = \tau(w)$. Stability follows now with the storage function $U((x, x^w), (\eta, \eta^w)) = \sum_{i=1}^n V_i(x_i, x_i^w) + \sum_{k=1}^m W_k(\eta_k, \eta_k^w)$, with $V_i(x_i, x_i^w) = 0$ and W_k defined as (45). Note that U is positive semidefinite in a neighborhood around x^w and η^w and such that $\eta, \eta^w \in (-\frac{\pi}{2}, \frac{\pi}{2})^m$, and satisfies

$$\begin{aligned} \dot{U} &\leq -\sum_{i=1}^n D_i \|y_i(t) - y_i^w(t)\|^2 \\ &= -\sum_{i=1}^n D_i^{-1} \left\| \sum_{k=1}^m b_{ik} a_k (\sin(\eta_k(t)) - \sin(\eta_k^w(t))) \right\|^2, \end{aligned} \quad (62)$$

due to output strict incremental passivity of (58). Note that the latter inequality involves only the variables η, η^w . Hence, it shows that the trajectories of the closed-loop system $\dot{\eta} = -B^T y = -B^T D^{-1}(P^* + B A \mathbf{sin}(\eta))$ are bounded and converge to the set of points where $B A \mathbf{sin}(\eta) = B A \mathbf{sin}(\eta^w)$ (i.e., to the set of points where $\mathbf{sin}(\eta) = \mathbf{sin}(\eta^w)$, since the graph has no cycles and A is a diagonal matrix) or, equivalently, to the set of points where $y_i = y_i^w = \dot{x}_i^w$ for all i . Thus, any trajectory originating sufficiently close to x^w and η^w satisfies $\lim_{t \rightarrow \infty} \|y_i - y_i^w\| \rightarrow 0$.

References

- [AGT11] A. Alessandri, M. Gaggero, and F. Tonelli. Min-max and predictive control for the management of distribution in supply chains. *IEEE Transactions on Control Systems Technology*, 19(5):1075 – 1089, 2011.
- [Arc07] M. Arcak. Passivity as a design tool for group coordination. *IEEE Transactions on Automatic Control*, 52(8):1380–1390, 2007.
- [BAW11] H. Bai, M. Arcak, and J. Wen. *Cooperative control design: A systematic, passivity-based approach*. Springer, New York, NY, 2011.
- [BB12] M. Baric and F. Borrelli. Decentralized robust control invariance for a network of storage devices. *IEEE Transactions on Automatic Control*, 57(4):1018 – 1024, 2012.
- [BBP06] D. Bauso, F. Blanchini, and R. Pesenti. Robust control strategies for multiinventory systems with average flow constraints. *Automatica*, 42(8):1255 – 1266, 2006.
- [BP13] M. Bürger and C. De Persis. Internal models for nonlinear output agreement and optimal flow control. In *Proc. of 9th IFAC Symposium on Nonlinear Control Systems (NOLCOS)*, pages 289 – 294, Toulouse, France, 2013.
- [BZA13a] M. Bürger, D. Zelazo, and F. Allgöwer. Duality and network theory in passivity-based cooperative control. *Automatica*, 2013. submitted Jan. 2013.
- [BZA13b] M. Bürger, D. Zelazo, and F. Allgöwer. On the steady-state inverse-optimality of passivity-based cooperative control. In *IFAC Workshop on Distributed Estimation and Control (Nec-Sys)*, 2013.
- [DBO⁺13] C. Danielson, F. Borelli, D. Oliver, D. Anderson, and T. Phillips. Constrained flow control in storage networks: Capacity maximization and balancing. *Automatica*, 49:2612–2621, 2013.
- [DdR11] P. DeLellis, M. di Bernardo, and G. Russo. On QUAD, lipschitz, and contracting vector fields for consensus and synchronization of networks. *IEEE Transactions On Circuits and Systems - I*, 58(3):576 – 573, 2011.
- [De 13] C. De Persis. Balancing time-varying demand-supply in distribution networks: an internal model approach. In *Proc. of European Control Conference*, pages 748 – 753, Zurich, Switzerland, 2013.
- [DJ12] C. De Persis and B. Jayawardhana. Coordination of passive systems under quantized measurements. *SIAM Journal on Control and Optimization*, 50(6):3155 – 3177, 2012.
- [Fra76] B. A. Francis. The linear multivariable regulator problem. *SIAM Journal on Control and Optimization*, 14:486–505, 1976.
- [GR01] C. Godsil and G. Royle. *Algebraic Graph Theory*. Springer, 2001.
- [GX04] I. Gutman and W. Xiao. Generalized inverse of the Laplacian matrix and some applications. *Bulletin T.CXXIX de l’Academie serbe des sciences et des arts - 2004*, 29:15 – 23, 2004.
- [HAP11] G. H. Hines, M. Arcak, and A. K. Packard. Equilibrium-independent passivity: A new definition and numerical certification. *Automatica*, 47:1949 – 1956, 2011.
- [IB90] A. Isidori and C.I. Byrnes. Output regulation of nonlinear systems. *IEEE Transactions on Automatic Control*, 35(2):131 – 140, 1990.
- [IB08] A. Isidori and C.I. Byrnes. Steady-state behaviors in nonlinear systems with an application to robust disturbance rejection. In *Annual Reviews in Control*, volume 32, pages 1–16, 2008.
- [IMC13] A. Isidori, L. Marconi, and G. Casadei. Robust output synchronization of a network of heterogeneous nonlinear agents via nonlinear regulation theory. 2013. arXiv:1303.2804 [math.OC].
- [JOGC07] B. Jayawardhana, R. Ortega, E. Garcia-Canseco, and F. Castanos. Passivity on nonlinear incremental systems: Application to PI stabilization of nonlinear RLC circuits. *Systems and Control Letters*, 56:618 – 622, 2007.

- [Kha02] H. Khalil. *Nonlinear Systems*. Prentice Hall, Upper Saddle River, New Jersey, 2002.
- [MS83] F. H. Moss and A. Segall. Optimal control approach to dynamic routing in networks. *IEEE Transactions on Automatic Control*, AC-27(2):329–339, 1983.
- [OSFM07] R. Olfati-Saber, J. A. Fax, and R. M. Murray. Consensus and cooperation in networked multi-agent systems. *Proceedings of the IEEE*, 95(1):215–233, 2007.
- [PJ12] C. De Persis and B. Jayawardhana. On the internal model principle in formation control and in output synchronization of nonlinear systems. In *Proc. of the IEEE Conf. on Decision and Control*, pages 4894–4899, 2012.
- [PM08] A. Pavlov and L. Marconi. Incremental passivity and output regulation. *Systems and Control Letters*, 57:400 – 409, 2008.
- [PN01] A. Pogromsky and H. Nijmeijer. Cooperative oscillatory behavior of mutually coupled dynamical systems. *IEEE Transactions on Circuit and Systems-I: fundamental theory and applications*, 48(2):152–162, 2001.
- [SAS10] L. Scardovi, M. Arcak, and E. D. Sontag. Synchronization of interconnected systems with applications to biochemical networks: An input-output approach. *IEEE Transactions on Automatic Control*, 55(6):1367–1379, 2010.
- [SPDB13] J. W. Simpson-Porco, F. Dörfler, and F. Bullo. Synchronization and power sharing for droop-controlled inverters in islanded microgrids. *Automatica*, 49:2603–2611, 2013.
- [SS07] G.-B. Stan and R. Sepulchre. Analysis of interconnected oscillators by dissipativity theory. *IEEE Transactions on Automatic Control*, 52(2):256 – 270, 2007.
- [TBA86] J. Tsitsiklis, D. Bertsekas, and M. Athans. Distributed asynchronous deterministic and stochastic gradient optimization algorithms. *IEEE Transactions on Automatic Control*, 31(9):803–812, 1986.
- [vdSM13] A. J. van der Schaft and B. M. Maschke. Port-hamiltonian systems on graphs. *SIAM Journal on Control and Optimization*, 51:906–937, 2013.
- [vW12] A.J. van der Schaft and J. Wei. A Hamiltonian perspective on the control of dynamical distribution networks. In *Proc. of the 4th IFAC Workshop on Lagrangian and Hamiltonian Methods for Non Linear Control*, pages 24–29, Bertinoro, Italy, 2012.
- [WSA11] P. Wieland, R. Sepulchre, and F. Allgöwer. An internal model principle is necessary and sufficient for linear output synchronization. *Automatica*, 47:1068 – 1074, 2011.
- [WWA13] P. Wieland, J. Wu, and F. Allgöwer. On synchronous steady states and internal models of diffusively coupled systems. *IEEE Transactions on Automatic Control*, 58:2591 – 2602, 2013.