

A new Approach for Magnetic Curves in $3D$ Riemannian Manifolds

Zehra Bozkurt^{1*}, Ismail Gök^{2*}, Yusuf Yaylı^{3*} and F. Nejat Ekmekci^{4*},

zbozkurt@ankara.edu.tr¹, igok@science.ankara.edu.tr², yayli@science.ankara.edu.tr³,
ekmekci@science.ankara.edu.tr⁴

* Department of Mathematics, Faculty of Science, University of Ankara, Ankara, TURKEY

Abstract. A magnetic field is defined by the property that its divergence is zero in a three dimensional oriented Riemannian manifold. Each magnetic field generates a magnetic flow whose trajectories are curves called as magnetic curves.

In this paper, we give a new variational approach to studies the magnetic flow asociated with the Killing magnetic field in a three dimensional oriented Riemann manifold, (M^3, g) . And then, we investigate the trajectories of the magnetic fields called as N-magnetic and B-magnetic curves.

2000 Mathematics Subject Classification. [2000] 37C10, 53A04

Key words and phrases. Special curves, vector fields, flows, ordinary differential equations

1. Introduction

A divergence free vector fields defined a magnetic field in three dimensional oriented Riemann manifold (M^3, g) . The trajectories of the magnetic flow of the magnetic field are called as magnetic curves. Lorentz force equation associated with the magnetic field given as

$$\phi(X) = V \times X$$

and the trajectories associated with the magnetic vector field V is given by

$$(1) \quad \nabla_{\gamma'} \gamma' = \phi(\gamma') = V \times \gamma'.$$

With Eq. (1) we can studied the magnetic field in space has non-zero curvature. So, this give more important and reality approach than the classical approach. Also, this formula and the Hall effect (explains the dynamics of an electric current flow X in \mathbb{R}^3 when exposed to a perpendicular magnetic field V) give important applications to us in analytical chemistry, biochemistry, atmospheric science, geochemistry, cyclotron, proton, cancer therapy, and velocity selector. Moreover, the solutions of the Lorentz force equation are Kirchhoff elastic rods. This provides an amazing connection between two apprently unrelated physical models and, in particular, it ties the classical elastic theory with the Hall effect (see for details [5, 9, 10, 11, 13, 16]).

Barros et al. exhibit a variational approach to study the magnetic flow associated with a Killing magnetic field in 3 – dimensional spaces [2, 3]. Motivated by John Ruskin's advice to use variation

in curvature to achieve aesthetic curves [17]. Then, Ling Xu and David Mould proposed to continuously change the charge on a simulated particle so that it can trace out a complex curve with continuously varying curvature. They showed some examples of abstract figures created by this method and also show how some stylized representational forms, including fire, hair, and trees, can be drawn with magnetic curves [18].

In this paper, we give a new variational approach to studies the magnetic flow asociated with the Killing magnetic field in a 3D Riemannian space (M^3, g) . And then, we investigate the trajectories of the magnetic fields called as N-magnetic and B-magnetic curves. Moreover, we obtain some solitions of the Lorentz force equation and give some examples of these curves with draw their pictures by using Mathematica.

2. Preliminaries

Let M be a $(n \geq 2)$ dimensional oriented Riemannian manifold. The Lorentz force of a magnetic field F on M is defined to be a skew symetric operator ϕ given by

$$(2) \quad g(\phi(X), Y) = F(X, Y)$$

for all $X, Y \in \chi(M)$.

The magnetic trajectories of F are curves γ on M which satisfy the *Lorentz equation*

$$(3) \quad \nabla_{\gamma'} \gamma' = \phi(\gamma').$$

The *mixed product* of the vector fields $X, Y, Z \in \chi(M)$ is defined by

$$(4) \quad g(X \times Y, Z) = dv_g(X, Y, Z).$$

Let V be a Killing vector field on M and $F_V = \iota_V dv_g$ be the corresponding Killing magnetic field, where ι is denoted the inner product. Then the *Lorentz force* of the F_V is

$$(5) \quad \phi(X) = V \times X.$$

Consequently, the *Lorentz force equation* may be written as

$$(6) \quad \nabla_{\gamma'} \gamma' = V \times \gamma'.$$

A unit speed curve γ is a *magnetic trajectory* of a magnetic field V if and only if V can be written along γ as

$$(7) \quad V = \omega(s)T(s) + \kappa(s)B(s)$$

where the function $\omega(s)$ associated with each magnetic curve will be called its quasislope measured with respect to the magnetic field V (see for details [3]).

Proposition 2.1. [3] Let $\alpha : I \subset \mathbb{R} \rightarrow M^3$ be a curve in a 3D oriented Riemannian Manifold (M^3, g) and V be a vector field along the curve α . One can take a variation of α in the direction of V , say, a map

$\Gamma : I \times (-\varepsilon, \varepsilon) \rightarrow M^3$ which satisfies $\Gamma(s, 0) = \alpha(s)$, $\left(\frac{\partial \Gamma}{\partial s}(s, t)\right) = V(s)$. In this setting, we have the following functions,

1. the speed function $v(s, t) = \left\| \frac{\partial \Gamma}{\partial s}(s, t) \right\|$,
2. the curvature function $\kappa(s, t)$ of $\alpha_t(s)$,
3. the torsion function $\tau(s, t)$ of $\alpha_t(s)$.

The variations of those functions at $t = 0$,

$$(8) \quad V(v) = \left(\frac{\partial v}{\partial t}(s, t) \right) \Big|_{t=0} = g(\nabla_T V, T)v,$$

$$(9) \quad V(\kappa) = \left(\frac{\partial \kappa}{\partial t}(s, t) \right) \Big|_{t=0} = g(\nabla_T^2 V, N) - 2\kappa g(\nabla_T V, T) + g(R(V, T)T, N),$$

$$(10) \quad V(\tau) = \left(\frac{\partial \tau}{\partial t}(s, t) \right) \Big|_{t=0} = \left[\frac{1}{\tau} g(\nabla_T^2 V + R(V, T)T, B) \right]_s + \kappa(\nabla_T V, B) + \tau g(\nabla_T V, T) + g(R(V, T)N, B),$$

where R is curvature tensor of M^3 .

Proposition 2.2. [3] Let $V(s)$ be the restriction to $\alpha(s)$ of a Killing vector field, say, V of M^3 ; then

$$V(v) = V(\kappa) = V(\tau) = 0.$$

Proposition 2.3. [12] Let γ be a unit speed space curve with $\kappa(s) \neq 0$. Then γ is a slant helix if and only if

$$\sigma(s) = \frac{\kappa^2}{(\kappa^2 + \tau^2)^{3/2}} \left(\frac{\tau}{\kappa} \right)'(s)$$

is a constant function.

3. New Kind of Magnetic Curves in 3D Oriented Riemannian Manifolds

3.1. N-Magnetic Curves. In this section, we defined a new kind of magnetic curve called N-magnetic curve in oriented 3D Manifolds, (M^3, g) . Moreover, we obtain some characterizations and examples of the curve.

Definition 3.1. Let $\alpha : I \subset \mathbb{R} \rightarrow M^3$ be a curve in 3D oriented Riemannian space (M^3, g) and F be a magnetic field on M . We call the curve α is a N-magnetic curve if the normal vector field of the curve satisfy the Lorentz force equation, that is,

$$(12) \quad \nabla_{\alpha'} N = \phi(N) = V \times N.$$

Proposition 3.1. Let α be a unit speed N-magnetic curve in 3D oriented Riemannian space (M^3, g) with the Frenet apparatus $\{T, N, B, \kappa, \tau\}$. Then we have the Serret-Frenet formulae:

$$(12) \quad \begin{bmatrix} \nabla_T T \\ \nabla_T N \\ \nabla_T B \end{bmatrix} = \begin{bmatrix} 0 & \kappa & 0 \\ -\kappa & 0 & \tau \\ 0 & -\tau & 0 \end{bmatrix} \begin{bmatrix} T \\ N \\ B \end{bmatrix}.$$

And then the Lorentz force in the Frenet frame written as

$$(13) \quad \begin{bmatrix} \phi(T) \\ \phi(N) \\ \phi(B) \end{bmatrix} = \begin{bmatrix} 0 & \kappa & \Omega_1 \\ -\kappa & 0 & \tau \\ -\Omega_1 & -\tau & 0 \end{bmatrix} \begin{bmatrix} T \\ N \\ B \end{bmatrix}.$$

where Ω_1 is a certain function.

Proof. Let α be a unit speed N-magnetic curve in 3D oriented Riemannian space (M^3, g) with the Frenet apparatus $\{T, N, B, \kappa, \tau\}$. Since $\phi(T) \in \text{span}\{T, N, B\}$, we have

$$\phi(T) = \lambda T + \eta N + \zeta B$$

and thus

$$\lambda = g(\phi(T), T) = 0$$

$$\eta = g(\phi(T), N) = -g(\phi(N), T) = -g(\nabla_{\alpha'} N, T) = g(-\kappa T + \tau B) = -\kappa$$

$$\zeta = g(\phi(T), B) = \Omega_1$$

Therefore we can write

$$\phi(T) = -\kappa N + \Omega_1 B$$

Similarly, we can easily calculate that

$$\phi(N) = -\kappa T + \tau B$$

$$\phi(B) = -\Omega_1 T - \tau N.$$

These complete the proof.

Proposition 3.2. Let α be a unit speed N-magnetic trajectory of a magnetic field V if and only if V can be written along the curve α as

$$(14) \quad V = \tau T - \Omega_1 N + \kappa B.$$

Proof. Let α be a unit speed N-magnetic trajectory of a magnetic field V . Using the Proposition 3.1 and Eq. (5), we can easily see that

$$V = \tau T - \Omega_1 N + \kappa B.$$

This completes the proof.

Theorem 3.3. (Main result) Let V be a Killing vector field on a simply connected space form $(M^3(C), g)$. Then, the unit speed N-magnetic trajectories of $(M^3(C), g, V)$ are curves with curvature and torsion satisfying

$$(15) \quad \left[\frac{1}{\tau} \Omega_1'' \right]' - \Omega_1' \tau + \frac{\kappa^2}{\tau} \Omega_1'' + C\kappa = 0, \quad \Omega_1 = -\frac{\tau'}{\kappa}$$

where C is curvature of the Riemannian space M^3 and Ω_1 satisfy

$$V = \tau T - \Omega_1 N + \kappa B.$$

Proof. Let V be a magnetic field in a Riemannian 3D manifold. Then V satisfy Eq. (14). Differentiating Eq. (14) with respect to s , we have

$$(16) \quad \nabla_T V = (\tau' + \Omega_1 \kappa) T - \Omega_1' N + (\kappa' - \tau \Omega_1) B,$$

By differentiating of Eq. (24) with respect to s and using the Serret-Frenet formulas, we get

$$(17) \quad \nabla_T^2 V = \Omega_1' \kappa T + (-\Omega_1'' - \tau(\kappa' - \tau \Omega_1)) N + ((\kappa' - \tau \Omega_1)' - \Omega_1' \tau) B.$$

Proposition 2.2 implies that $V(v) = 0$, so from Eq. (a) and Eq. (24), we get

$$(18) \quad \tau' + \Omega_1 \kappa = 0$$

then, if Eq. (24) and Eq. (25) are considered with $V(\kappa) = 0$ in Proposition 2.2, we obtain

$$\Omega_1'' + \tau(\kappa' - \tau \Omega_1) + g(R(V, T)T, N) = 0.$$

In particular, if M^3 has constant curvature C , then $g(R(V, T)T, N) = Cg(V, N) = 0$ and so,

$$(19) \quad \Omega_1'' + \tau(\kappa' - \tau \Omega_1) = 0.$$

Similarly, if we combine Eq. (24) and Eq. (25) with $V(\tau) = 0$ in Proposition 2.2, we have

$$(\kappa' - \tau \Omega_1)' - \Omega_1' \tau + \kappa^2 (\kappa' - \tau \Omega_1) + \kappa g(R(V, T)N, B) + (R(V, T)T, B) = 0.$$

Hence, if M^3 has constant curvature C , then $g(R(V, T)T, B) = Cg(V, B) = C\kappa$ and $g(R(V, T)N, B) = 0$ give us

$$(20) \quad (\kappa' - \tau \Omega_1)' - \Omega_1' \tau + \kappa^2 (\kappa' - \tau \Omega_1) + C\kappa = 0.$$

Finally, considering Eq. (26) and Eq. (27) with Eq. (28), this implies

$$\left[\frac{1}{\tau} \Omega_1'' \right]' - \Omega_1' \tau + \frac{\kappa^2}{\tau} \Omega_1'' + C\kappa = 0, \quad \Omega_1 = -\frac{\tau'}{\kappa}.$$

This completes the proof.

Corollary 3.4. *Considering Ω_1 is a non-zero constant function, we can easily see that the N -magnetic curve is a curve in the Euclidean 3-space.*

Proof. Using the similar method of the above proof, it is obvious.

Corollary 3.5. *Let α be a unit speed N-magnetic curve in 3D oriented Riemannian manifold $(M^3(C), g)$. If the function Ω_1 non-zero constant, then the curve α is a slant helix. Moreover, the axis of the slant helix is the the vector field V .*

Proof. We assume that α is a N-magnetic curve in Euclidean 3-space with non-zero constant function Ω_1 , then from Eq. (15), we get

$$(21) \quad \frac{\tau'}{\kappa} = -\frac{\kappa'}{\tau} = \Omega_1$$

which implies that

$$\kappa^2 + \tau^2 = \text{constant}$$

Also, Eq. (17) carry out the following equation with the different point of view, we get

$$\tau\kappa' - \kappa\tau' = -\Omega_1(\kappa^2 + \tau^2) = \text{constant}$$

or

$$\frac{\kappa^2}{\kappa^2 + \tau^2} \left(\frac{\tau}{\kappa} \right)' = \Omega_1.$$

where Ω_1 and $\sqrt{\kappa^2 + \tau^2}$ are constant functions. By the Proposition 2.3 we obtain that α is a slant helix in Euclidean 3-space. These complete the proof.

Example 3.1. *We consider a N-magnetic curve α in Euclidean 3-space is defined by*

$$\alpha(s) = \left(-\frac{8}{5} \left(\frac{\cos 9s}{64} + \frac{\cos 2s}{64} \right), -\frac{8}{5} \left(\frac{\sin 9s}{64} + \frac{\sin 2s}{64} \right), -\frac{4\cos(3s)}{15} \right)$$

The picture of the N-magnetic curve α is rendered in Figure 1. The curve α has the following curvature and torsion given by

$$\kappa(s) = 4\cos 3s$$

$$\tau(s) = 4\sin 3s$$

and using the corollary 3.5 we can easily see that $\Omega_1 = 1$. So α is a N-magnetic curve. The picture of the curve α is rendered in Figure 1.

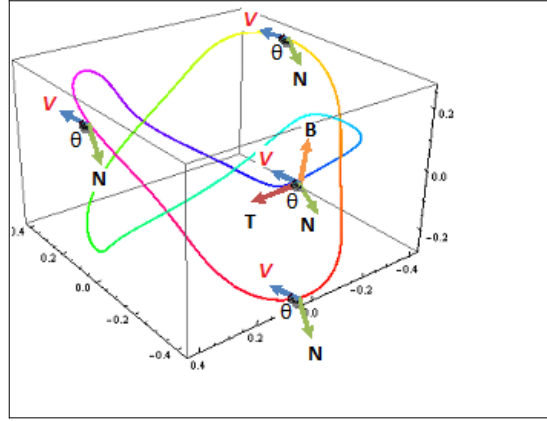


Figure 1. N - magnetic curve ($\Omega_1 = 1$)

Corollary 3.6. Let α be a N-magnetic curve in Euclidean 3-space with Ω_1 is zero, then α is a circular helix. Moreover, the axis of the circular helix is the vector field V .

Proof. It is obvious from Eq. (15).

Example 3.2. We consider a N-magnetic curve α in Euclidean 3-space is defined by

$$\alpha(s) = \left(\cos \frac{s}{\sqrt{2}}, \sin \frac{s}{\sqrt{2}}, \frac{s}{\sqrt{2}} \right).$$

The curve α has the following curvature and torsion given by

$$\kappa(s) = \frac{1}{2}$$

$$\tau(s) = \frac{1}{2}$$

and using the corollary 3.5 we can easily see that $\Omega_1 = 0$. So α is a N-magnetic curve. The picture of the curve α is rendered in Figure 1.

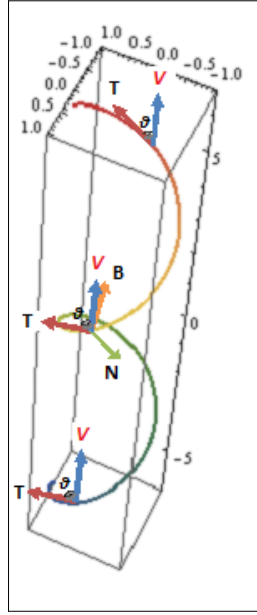


Figure 2. N - magnetic curve ($\Omega_1 = 0$)

3.2. B-Magnetic Curves. In this section, we defined a new kind of magnetic curve called B-magnetic curve in oriented 3D Manifolds, (M^3, g) . Moreover, we obtain some characterizations and examples of the curve.

Definition 3.2. Let $\alpha : I \subset \mathbb{R} \rightarrow M^3$ be a curve in 3D oriented Riemannian space (M^3, g) and F be a magnetic field on M . We call the curve α is a B-magnetic curve if the binormal vector field of the curve satisfy the Lorentz force equation, that is,

$$(22) \quad \nabla_{\alpha'} B = \phi(B) = V \times B.$$

Proposition 3.7. Let α be a unit speed B-magnetic curve in 3D oriented Riemannian space (M^3, g) with the Frenet apparatus $\{T, N, B, \kappa, \tau\}$. Then we have the Serret-Frenet formulae:

$$(23) \quad \begin{bmatrix} \nabla_T T \\ \nabla_T N \\ \nabla_T B \end{bmatrix} = \begin{bmatrix} 0 & \kappa & 0 \\ -\kappa & 0 & \tau \\ 0 & -\tau & 0 \end{bmatrix} \begin{bmatrix} T \\ N \\ B \end{bmatrix}.$$

And then the Lorentz force in the Frenet frame written as

$$(24) \quad \begin{bmatrix} \phi(T) \\ \phi(N) \\ \phi(B) \end{bmatrix} = \begin{bmatrix} 0 & \Omega_2 & 0 \\ -\Omega_2 & 0 & \tau \\ 0 & -\tau & 0 \end{bmatrix} \begin{bmatrix} T \\ N \\ B \end{bmatrix}.$$

where Ω_2 is a certain function.

Proof. Let α be a unit speed N-magnetic curve in 3D oriented Riemannian space (M^3, g) with the Frenet apparatus $\{T, N, B, \kappa, \tau\}$. Since $\phi(T) \in \text{span}\{T, N, B\}$, we have

$$\phi(T) = \mu T + \rho N + \sigma B$$

and thus,

$$\mu = g(\phi(T), T) = 0,$$

$$\rho = g(\phi(T), N) = \Omega_2,$$

$$\sigma = g(\phi(T), B) = -g(\phi(B), T) = -g(\nabla_{\alpha'} B, T) = g(-\tau N, T) = 0.$$

Therefore we can write

$$\phi(T) = \Omega_2 N$$

Similarly, we can easily calculate that

$$\phi(N) = -\Omega_2 T + \tau B$$

$$\phi(B) = -\tau N.$$

These complete the proof.

Proposition 3.8. Let β be a unit speed B-magnetic trajectory of a magnetic field V if and only if V can be written along the curve β as

$$(25) \quad V = \tau T + \Omega_2 B.$$

Proof. Let β be a unit speed B-magnetic trajectory of a magnetic field V . Using the Proposition 3.7 and Eq. (5), we can easily see that

$$V = \tau T + \Omega_2 B.$$

This completes the proof.

Theorem 3.9. (main result) Let V be a Killing vector field on a simply connected space form $(M^3(C), g)$. Then, the unit speed B-magnetic trajectories of $(M^3(C), g, V)$ are curves with curvature and torsion satisfying

$$(26) \quad \tau^2(\kappa - a) + 2C\kappa + \kappa'' + \kappa^2\kappa' = 0, \quad \tau = \text{const.}$$

where C is curvature of the Riemannian space M^3 and Ω_2 satisfy

$$(27) \quad V = \tau T + \Omega_2 B.$$

or

$$V = \tau T + \left(\frac{\kappa}{2} + a\right)B.$$

Proof. Let V be a magnetic field in a Riemannian 3D manifold. Then V satisfy Eq. (21). Differentiating Eq. (21), we have

$$(28) \quad \nabla_T V = \tau T + \tau(\kappa - \Omega_2)N + \Omega_2' B$$

by differentiating of Eq. (29) with respect to s , we get

$$(29) \quad \nabla_T^2 V = (\kappa \Omega_2 - \tau \kappa^2)T + (\tau \kappa' - 2\tau \Omega_2')N + (\Omega_2'' + \tau^2 \kappa - \tau^2 \Omega_2)B$$

Proposition Pro 4 implies that $V(v) = 0$, so from Eq. (a) and Eq. (29), we get

$$(30) \quad \tau' = 0$$

then, if Eq. (29) and Eq. (30) are considered with $V(\kappa) = 0$ in Proposition 2.2, we obtain

$$\tau \kappa' - 2\tau \Omega_2' + g(R(V, T)T, N) = 0.$$

In particular, if M^3 has constant curvature C , then $g(R(V, T)T, N) = Cg(V, N) = 0$ and so

$$(31) \quad \tau \kappa' - 2\tau \Omega_2' = 0.$$

Similarly, if we combine Eq. (29) and Eq. (30) with $V(\tau) = 0$ in Proposition 2.2, we have

$$\Omega_2'' + \kappa^2 \Omega_2' - \tau^2 \Omega_2 + \kappa \tau^2 + g(R(V, T)T, B) + g(R(V, T)T, B) = 0.$$

Hence, if M^3 has constant curvature C , then $g(R(V, T)T, B) = Cg(V, B) = C\kappa$ and $g(R(V, T)N, B) = 0$ gives

$$(32) \quad \Omega_2'' + \kappa^2 \Omega_2' - \tau^2 \Omega_2 + \kappa \tau^2 + C\kappa = 0.$$

Finally, considering Eq. (31) and Eq. (32) with Eq. (33), this implies

$$(33) \quad \tau^2(\kappa - a) + 2C\kappa + \kappa' + \kappa^2 \kappa' = 0.$$

Using Eq. (34), we obtain following second-order nonlinear ordinary differential equation

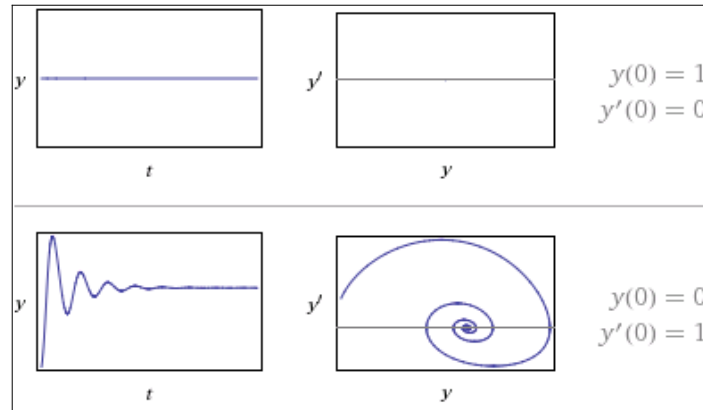
$$y''(s) + y^2(s)y'(s) + \tau^2(y(s) - a) + 2Cy(s) = 0, \quad y(t) = \kappa(s); \quad C \text{ and } \tau = \text{constants.}$$

Now, we consider the above differential equation in Euclidean 3-space E^3 , in 3-sphere S^3 and in hyperbolic 3-space H^3 , respectively.

In 3D Euclidean space E^3 :

$$y''(s) + y^2(s)y'(s) + 9(y(s) - 1) = 0, \quad y(s) = \kappa(s), \quad C = 0, \quad \tau = 3$$

plots of sample individual solutions of this equation as:



sample solution family:

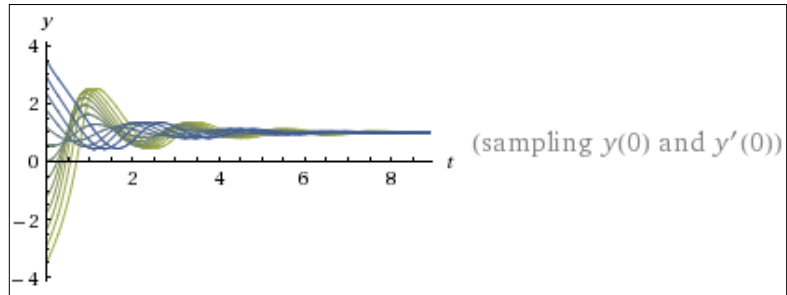
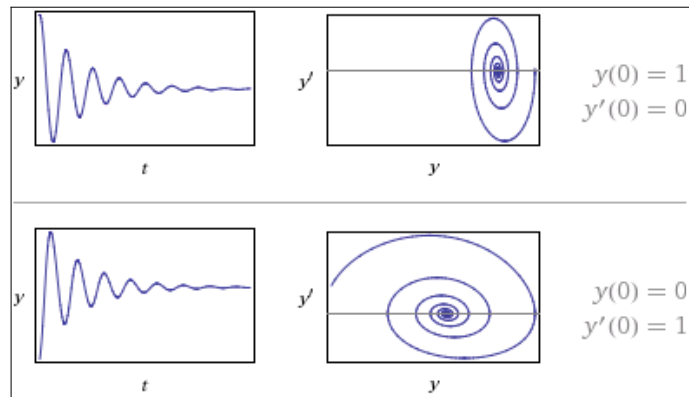


Figure3. Trajectories of the curvature $\kappa(t)$ of B - magnetic curve in 3D Euclidean space.

In 3D sphere S^3 :

$$y''(s) + y^2(s)y'(s) + 9(y(s) - 1) + 2y(s) = 0, \quad y(s) = \kappa(s), \quad C = 1, \quad \tau = 3$$

plots of sample individual solutions of this equation as:



sample solution family:

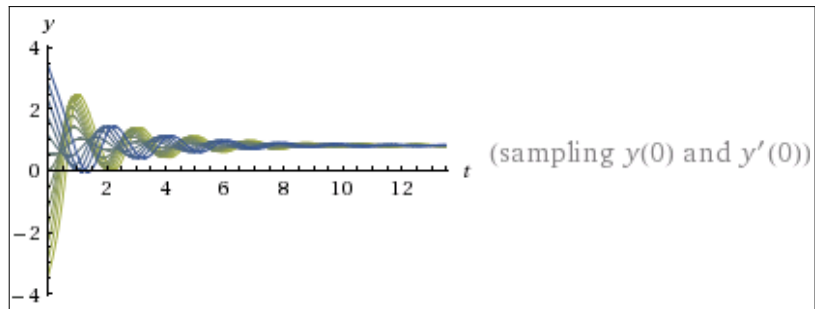
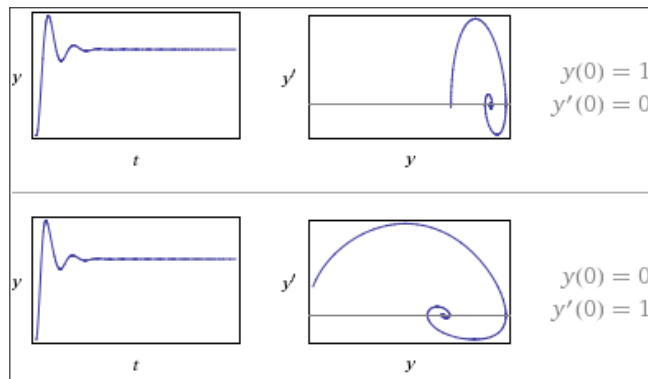


Figure4. Trajectories of the curvature $\kappa(t)$ of B - magnetic curve in 3D sphere.

In 3D hyperbolic space H^3 :

$$y''(s) + y^2(s)y'(s) + 9(y(s) - 1) - 2y(s) = 0, \quad y(s) = ?(s), \quad C = -1, \quad \tau = 3$$

plots of sample individual solutions of this equation as:



sample solution family:

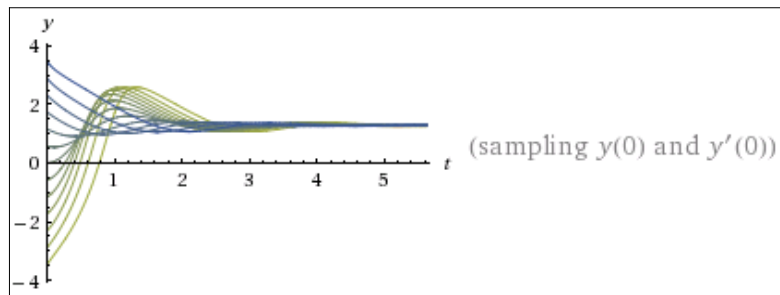


Figure 5. Trajectories of the curvature $\kappa(t)$ of B - magnetic curve in 3D Hyperbolic space.

Corollary 3.10. *Let β be a B-magnetic curve in a Euclidean 3-space with Ω_2 constant, then β is a general helix. Moreover, the axis of the helix is the vector field V .*

Proof. It is obvious from Eq. (23) and Eq. (21).

Corollary 3.11. *The tangent indicatrix of the N-magnetic curve is a magnetic curve or B-magnetic curve in Euclidean 3-space.*

Proof. In [14], we know that the tangent indicatrix of the slant helix is a general helix . So the proof is obvious from Corollary 3.5 and corollary 3.10.

Corollary 3.12. *The binormal indicatrix of the N-magnetic curve is a circle.*

Proof. In [14], we know that the binormal indicatrix of the slant helix is a circle . So the proof is obvious from Corollary 3.5 and corollary 3.10.

Corollary 3.13. *The normal indicatrix of the N-magnetic curve is a magnetic curve or B-magnetic curve in Euclidean 3-space.*

Proof. In [14], we know that the normal indicatrix of the slant helix is a general helix . So the proof is obvious from Corollary 3.5 and corollary 3.10.

Example 3.3. *We consider a N-magnetic curve α in Euclidean 3- space is defined by*

$$\alpha(s) = \left(\frac{-8}{5} \left(\frac{\cos 9s}{64} + \frac{\cos 2s}{64} \right), \frac{-8}{5} \left(\frac{\sin 9s}{64} + \frac{\sin 2s}{64} \right), -\frac{4\cos(3s)}{15} \right).$$

and the tangent indicatrix (see for details in [14]) of the curve α is a general helix calculated as

$$\beta(s) = \frac{1}{\|\alpha'(s)\|} \left(\frac{4}{5} \sin 2s + \frac{72}{320} \sin 9s, -\frac{4}{5} \cos 2s - \frac{72}{320} \cos 9s, \frac{4}{5} \sin 3s \right).$$

The picture of the N-magnetic curve α and its tangent indicatrix β is rendered in Figure 6.

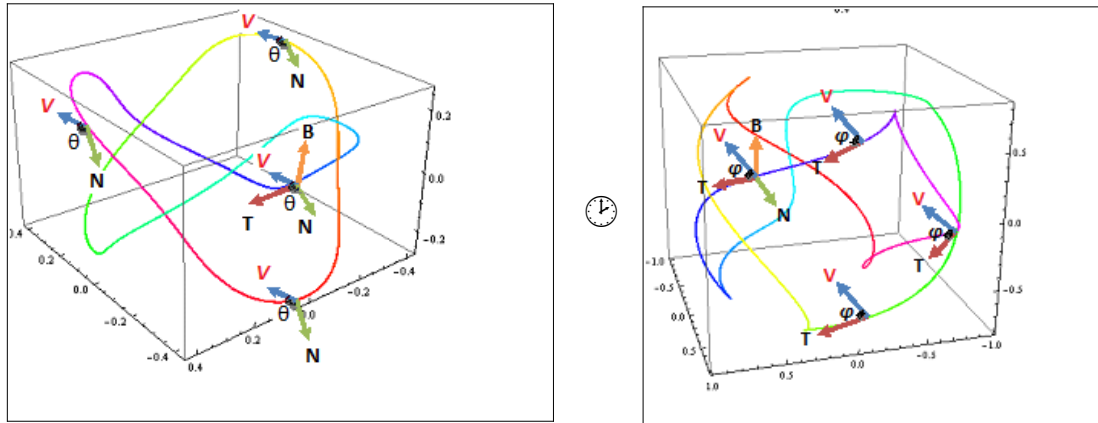


Figure 6. N - magnetic curve and its tangent indicatrix ,respectively.

REFERENCES

- [1] Arroyo J., Barros M. and Garay O. J., *Models of relativistic particles with curvature and torsion revisited*, Gen. Relativ. Gravit. 36, 1441--1451, (2004).
- [2] Barros M. and Romero A., *Magnetic vortices*, EPL, 77 (2007).
- [3] Barros M., Cabrerizo J. L., Fernández M. and Romero A., *Magnetic vortex filament flows*, Journal of Mathematical Physics, 48(8), 082904-082904, 27 (2007).
- [4] Barros M., *General helices and a theorem of Lancret*, Proc. Am. Math. Soc. 125, 1503--1509, (1997).
- [5] Barros M., Cabrerizo J. L., Fernández M., and Romero A., *The Gauss-Landau-Hall problem on Riemannian surfaces*, J. Math. Phys. 46, 112905, (2005).
- [6] Barros M. *General Helices and a theorem of Lancert*, Proc. Amer. Math. Soc. 125 (5) 1503-1509, (1997).
- [7] Cabrerizo J. L., Fernandez M. and Gomez J. S. *The contact magnetic flow in 3D Sasakian manifolds*. J. Phys. A. Math. Theor. 42(19) 195201, (2009).
- [8] Druţ-Romaniuc S. L. and Munteanu M. I. *Magnetic curves corresponding to Killing magnetic fields in E^3* , J. Math. Phys. 52, 113506, (2011).
- [9] Hasimoto H. *A soliton on a vortex filament*, J. Fluid Mech. 51, 477--485 (1972).
- [10] Hasimoto H. *Motion of a vortex filament and its relation to elastica*, J. Phys. Soc. Jpn. 31, 293--294, (1971).
- [11] Ivey T. and Singer D. A. *Knot types, homotopies and stability of closed elastic rods*, Proc. London Math. Soc. 79, 429-450, (1999).
- [12] Izumiya S. and Tkeuchi N., *New special curves and developable surfaces*, Turk. J. Math 28, 153-163, (2004).
- [13] Kawakubo S., *Kirchhoff elastic rods in the three sphere*, Tohoku Math. J. 56, 205--235, (2004).
- [14] Kula L. and Yayl Y., *On slant helix and its spherical indicatrix*, Applied Mathematics and Computation, 169, 600--607 (2005).
- [15] Lancret M. A., *Mémoire sur les courbes à double courbure*, Mémoires présentés à l'Institut 1 416-454, (1806).

- [16] Langer J. and Singer D. A., *Knotted elastic curves in \mathbb{R}^3* , J. Lond. Math. Soc. 30, 512--520, (1984).
- [17] Ruskin J., *The Elements of Drawing*. Dover Publications, 1971.
- [18] Xu L. and Mould D., *Magnetic Curves: Curvature-Controlled Aesthetic Curves Using Magnetic Fields*, Computational Aesthetics, Eurographics Association, 1-8, (2009).