

Spectral purity transfer between optical wavelengths at the 10^{-18} level

Daniele Nicolodi¹, Bérengère Argence^{*1}, Wei Zhang^{†1}, Rodolphe Le Targat¹,
Giorgio Santarelli^{1,2}, and Yann Le Coq^{‡1}

¹LNE-SYRTE, Observatoire de Paris, CNRS, UPMC, 61 Avenue de
l'Observatoire, 75014, Paris, France

²Laboratoire Photonique, Numérique et Nanosciences, UMR 5298 Université
de Bordeaux 1, Institut d'Optique and CNRS, 351 Cours de la Libération,
33405 Talence, France

November 19, 2013

Ultra-stable lasers and optical frequency combs have been the enabling technologies for the tremendous progress of precise optical spectroscopy in the last ten years^{1,2}. To improve laser frequency stabilization beyond the thermal-noise fundamental limit of traditional room-temperature high-finesse optical cavities³, new solutions have been recently developed^{4,5,6,7}. These being complex and often wavelength specific, the capability to transfer their spectral purity to any optical wavelengths is highly desirable. Here we present an optical frequency comb based scheme transferring a 4.5×10^{-16} fractional frequency stability from a 1062 nm wavelength laser to a 1542 nm laser. We demonstrate that this scheme does not hinder the transfer down to 3×10^{-18} at one second, two orders of magnitude below previously reported work with comparable systems^{8,9,10,11}. This exceeds by more than one order of magnitude the stability of any optical oscillator demonstrated to date⁶, and satisfies the stability requirement for quantum-projection-noise limited optical lattice clocks¹².

^{*}Present address: Laboratoire de Physique des Lasers, Université Paris 13, Sorbonne Paris Cité, CNRS, 99 Avenue Jean-Baptiste Clément, 93430 Villetaneuse, France

[†]Present address: JILA, National Institute of Standard and Technology and University of Colorado, Boulder, Colorado, 80309-0440 USA

[‡]Corresponding author: yann.lecoq@obspm.fr

Optical frequency combs provide a phase coherent link across the optical and microwave frequency domains. For instance they were used for the generation of ultra-low phase noise microwave signals^{13,14,15}, that allow the interrogation of atomic fountain clocks at the quantum-projection-noise limit^{16,17}. Here we present a solution exploiting an optical frequency comb (OFC) based on an Erbium-doped-fiber femtosecond oscillator centered at 1560 nm for the phase locking of two optical oscillators. We demonstrate spectral purity transfer without frequency stability degradation from a 1062 nm master laser stabilized by an high-finesse optical cavity, independently characterized at the 4.5×10^{-16} stability level¹⁸, to a 1542 nm slave laser.

Bridging the large wavelength difference between the slave and the master lasers require spectral broadening of the femtosecond laser output to obtain a sufficiently wide frequency comb. In fiber-based optical frequency comb systems, usually, the femtosecond oscillator output is amplified and spectrally broadened in dedicated branches to obtain a phase coherent OFC output centered in the spectral region of each cw laser. The relative phase between the cw lasers is then obtained by beating each of them to the output of the dedicated branch. The amplification and spectral broadening of the comb's output in dedicated branches introduces differential phase noise that degrades the phase comparison and thus the frequency stability transfer. Typically, differential phase noise prevents frequency comparison of the master and slave lasers with a fractional resolution better than about 1×10^{-16} near one second integration time^{9,10,11}.

To overcome this limitation we beat both cw laser with a single spectrally broadened comb's output obtained from the f-2f interferometer unit used for the detection of the carrier-envelop offset frequency f_0 . Spreading the available optical power over a broad spectrum results in low intensity of the comb teeth, and thus the optical beatnotes with each cw laser have relatively low signal-to-noise ratio (SNR). Because of the low SNR, narrow bandwidth detection of the beatnotes is required. This is made possible operating the comb in the "narrow-linewidth regime" in which each

tooth has nearly the same spectral purity as the cw laser to which the comb is locked¹⁹. The experimental setup is illustrated in figure 1.

The comb's repetition rate f_{rep} is phase locked directly beating a fraction of the non amplified femtosecond oscillator output with the 1542 nm cw laser. The high SNR of the resulting optical beatnote and a fast intra-cavity electro-optic modulator (EOM) actuator allow a phase-lock loop with a bandwidth exceeding 1 MHz, thus permitting to operate the comb in the narrow-linewidth regime. In the case where neither the master or the slave laser have a wavelength contained in the spectrum of the femtosecond oscillator output, an auxiliary stable cw laser oscillator is required to lock the comb's repetition rate. Another fraction of the femtosecond oscillator output is amplified in a Erbium-doped fiber amplifier (EDFA) and spectrally broadened by a highly non linear fiber (HNLF) to obtain an octave spanning spectrum from 1 μm to 2 μm . The comb's EDFA-HNLF output is separated with a fibered dichroic splitter in the spectral components near 1062 nm and 1542 nm, which are combined with the light stemming from the master and slave lasers respectively, transported via actively noise canceled fibers to a beat detection unit. The resulting beatnotes are photo-detected and mixed with the carrier-envelope offset frequency to obtain the f_0 -free signals $f_m = \nu_m - N_1 f_{rep}$ and $f_s = \nu_s - N_2 f_{rep}$, related respectively to the instantaneous frequency of the master laser ν_m and of the slave lasers ν_s . The f_s and f_m signals are filtered through tracking oscillators with a bandwidth of roughly 5 kHz and used to clock two direct digital synthesizers implementing frequency division, resulting in $f_m^* = f_m/M_1$ and $f_s^* = f_s/M_2$ signals. The M_1 and M_2 divisors are chosen such as $M_1/M_2 = N_1/N_2$. This allows the generation of a $f_\Delta^* = f_m^* - f_s^*$ signal independent of the repetition rate f_{rep} and therefore immune to its phase fluctuations, as in the "transfer oscillator technique"²⁰. Because $N_1/N_2 \simeq \nu_m/\nu_s$, the signal at frequency f_Δ^* implements properly the heterodyne phase comparison between the 1542 nm and 1062 nm wavelength lasers. By comparing f_Δ^* with a fixed frequency reference, we derive a phase error which is used to correct the frequency of the slave laser, thereby implementing a phase-locked loop of the 1542 nm slave laser

on the 1062 nm master laser. The phase-locked loop bandwidth is limited to roughly 5 kHz by the bandwidth of the tracking oscillators, and requires pre-stabilization of the slave laser to a linewidth narrower than roughly 100 Hz.

To demonstrate stability and spectral purity improvement arising from the slave-to-master phase lock loop, we beat the slave laser to an independent cavity stabilized 1542 nm reference laser, independently characterized at the 5.0×10^{-16} stability level²¹. The fractional frequency stability of the resulting beatnote is presented in figure 2. It is as low as 6.7×10^{-16} for integration times between 0.1 s and 1.0 s. In the assumption of uncorrelated frequency noise, this demonstrates the transfer of spectral purity from the 1062 nm master laser to the 1542 nm slave laser with negligible additional frequency instability.

To evaluate the optical frequency measurement capability of our system, we compare the f_{Δ}^* signals obtained from two independent quasi-identical setups measuring the phase difference between the same master and slave laser. The two setups differ only in minute details of the comb's repetition rate phase-lock loop. From the phase difference between the two f_{Δ}^* signals, assuming that each system contributes equal and uncorrelated phase noise, we assess the phase noise added by the OFC setup in the frequency stability transfer process. Figure 3 and 4 present the phase noise power spectral density and the corresponding fractional frequency stability.

The measured additive phase noise exhibits white noise plateau at -72 dBc Hz⁻¹ that extends down to 2 Hz Fourier frequency. This white phase noise level is defined by the SNR of the f_m and f_s beatnotes which is limited by the low available comb's light power in the 1062 nm and 1542 nm spectral regions. Possible improvements of the phase noise in this Fourier frequency region may involve obtaining an higher SNR with amplification of the relevant regions of the EDFA-HNLF output spectrum using semiconductors amplifiers²², or employing sub-shot-noise gated detection scheme²³.

On longer time scales, the system exhibits excess noise that limits the fractional frequency stability to 3×10^{-18} at one second. This lower limit is close to one order of magnitude below any previously reported work²⁴ and two order of magnitude

lower than fiber-comb based system reports^{8,9,10,11}. The 2×10^{-20} stability at 1000 s is also the lowest reported long term stability on OFC systems²⁴. Possible residual sources of the low frequency excess noise are incomplete noise suppression of the optical fiber links, and laser power fluctuations. Additionally, despite the beatnote detection is performed in an carefully designed vacuum setup, providing good isolation from acoustic and thermal disturbances, we cannot completely rule out those as relevant sources of phase noise. The detection of f_m , f_s , and f_0 from the same spectrally broadened comb output is effective in suppressing the phase fluctuations introduced in the EDFA and HNLF when those are wavelength independent or scale linearly with optical frequency. Higher order terms are however not canceled and may contribute to the measured excess phase noise.

To fully characterize the optical frequency stability transfer, we use the two independent setups to phase-lock two slave lasers to the same master laser. We assess the phase noise of the transfer process from that of the beatnote between the two slave lasers, assuming equal and uncorrelated contribution from each system. Figure 3 and 4 present the phase noise power spectral density and the corresponding fractional frequency stability.

For technical reasons, in this configuration, the SNR of the f_m and f_s beatnotes is degraded, which increases the white noise plateau to -65 dBc Hz⁻¹ and limits the fractional frequency stability to 4×10^{-18} at one second. Long term stability is affected by the noise contribution of the interferometer beating the two slave lasers which includes a few meters of non noise canceled fibers. We still demonstrate fractional frequency stability of 1×10^{-19} at 1000 s.

Those results are obtained with a reliable fiber-based system, compatible with long-term continuous and autonomous operation, that make it suitable for the use in metrology experiments. We routinely operated the system in a research laboratory environment to obtain unsupervised, continuous, phase-slip free operation limited only by anthropogenic disturbances. No fundamental limitations preventing the system to be operated continuously have been identified.

The presented technique is readily applicable for phase-locking any laser oscillator in the spectral region between 1 μm and 2 μm where the comb's EDFA-HNLF output provides non-negligible optical power. It can be extended to the visible spectral region via second harmonic generation of the comb's output. Moreover, ultra-stable lasers in the visible spectral regions used for metrology applications are often obtained via second harmonic generation. The proposed scheme is therefore directly applicable to most of the existing experiments.

Identifying unequivocally the dominant sources of low frequency noise and developing strategies to circumvent them will require further work. Nonetheless, the current 3×10^{-18} level exceeds by more than one order of magnitude the performance of any oscillator demonstrated to date^{4,5,6,7} and is compatible with the requirement of quantum-projection-noise limited optical lattice atomic clocks¹². Transferring frequency stability from an optical oscillator at arbitrary wavelength to a laser with wavelength centered in the femtosecond oscillator output spectrum, and thus compatible with wide bandwidth phase-locking of the comb's repetition rate, the proposed technique can also benefit OFC based low phase-noise microwave signal generation, which is limited, close to the carrier, by the phase noise of the reference optical oscillator.¹³

By demonstrating the capability to transfer their spectral purity to any frequency comb accessible wavelengths, this work strengthens the quest for extremely-high-stability lasers at implementation-specific wavelengths.

Methods

Laser systems. The master laser is an ultra-stable 1062.5 nm Yb-doped fiber-laser locked via the Pound-Drever-Hall (PDH) scheme to an ultra-stable Fabry-Perot cavity, obtaining fractional frequency stability 4.5×10^{-16} at one second¹⁸. The slave laser is a 1542.5 nm diode laser pre-stabilised by offset phase-locking to an Er-doped fiber-laser which is itself stabilised by PDH locking to a Fabry-Perot cavity. To demonstrate our setup capability, we voluntarily degraded to roughly 1×10^{-15}

at one second the fractional frequency stability of the slave laser transmitting it through a section of non noise-canceled optical fiber. We stress that such level of pre-stabilization is not required: the phase-locked loop locking the slave to the master laser has a bandwidth of roughly 5 kHz, and therefore pre-stabilization of the slave laser to a linewidth narrower than roughly 100 Hz is sufficient. This requirement can be easily met by locking the slave laser to a simple optical cavity or to an optical fiber-delay line²⁶, obtaining a significant reduction of the complexity of the setup. The reference laser is a 1542.5 nm Er-doped fiber laser locked via the PDH scheme to an ultra-stable Fabry-Perot cavity, obtaining fractional frequency stability 5.0×10^{-16} at one second²¹.

Fiber-based optical frequency comb. The optical frequency comb is a commercial core fiber based optical frequency comb based on a femtosecond Erbium-doped fiber laser equipped with an intra-cavity electro-optic modulator (EOM). The EOM provides feedback on the comb's repetition rate f_{rep} with a bandwidth of roughly 1 MHz and allows to lock the comb to the slave laser in the narrow-linewidth regime in which each tooth has nearly the same spectral purity as the ultra-stable cw laser. The repetition rate phase lock technique is described in reference¹⁹. Briefly, the femtosecond laser output is filtered around 1542 nm with a bandwidth of 0.8 nm in an optical add-drop multiplexer (OADM) and beated with the cw slave laser of optical frequency ν_{cw} leading to a beat note $f_b = \nu_{cw} - Nf_{rep} - f_0$, where N is an integer addressing the comb's tooth closer to the optical frequency ν_{cw} . A built-in f-2f interferometer unit produces the carrier-envelope offset frequency f_0 which is mixed with f_b to produce a f_0 -independent signal of frequency $\nu_{cw} - Nf_{rep}$. This signal is frequency divided by eight and mixed with a fixed frequency from a synthesizer to obtain a phase error signal. This error signal is processed in an analog loop filter, implementing proportional and multiple integrator gains, and used to correct the comb's repetition rate by acting on the intra-cavity EOM and on a piezo-electric actuator controlling the cavity length. Both f_b and f_0 signals exhibit SNR greater than 40 dB in 1 MHz bandwidth. The large SNR allows to use the whole feed-

back bandwidth capability of the EOM actuator, such that the comb reaches the narrow-linewidth regime.

Transfer oscillator technique combined with narrow-linewidth regime.

Due to the limited light power available at 1062 nm and 1542 nm in the EDFA-HNLF comb's output, the f_m and f_s signals present SNR smaller than 10 dB in 1 MHz bandwidth, limited by the white noise floor of the detection chain. The small SNR makes those signals not suitable to lock the comb in the narrow-linewidth regime: SNR greater than 30 dB in the lock bandwidth is normally required for proper phase-lock loop operation. Nonetheless, because the comb is independently set in the narrow-linewidth regime, as described in the previous section, we are able to track the low SNR beatnotes with 5 kHz of bandwidth, thereby generating clean radio-frequency signals compatible with the high quality digital signal processing that lies at the heart of the transfer oscillator technique²⁰.

Even though the comb's repetition rate f_{rep} is tightly phase locked to the ν_{cw} 1542 nm slave laser, it may exhibit residual noise due to an imperfect and bandwidth limited servo loop. The carrier-envelope frequency offset f_0 is not locked and, in a laboratory well-controlled environment, it may evolve in a few MHz range. The transfer oscillator technique effectively suppresses the effect of both frequency fluctuations on the master and slave laser phase comparison. We note however that spectral phase evolution produced in the femtosecond laser scaling with optical frequency at order higher than linear is not canceled.

We observe that, if neither the master or the slave laser happen to have a wavelength contained in the spectrum of the femtosecond oscillator output (approximately 30 nm wide around 1560 nm, where it is possible to obtain a beatnote with large signal-to-noise ratio, compatible with wide phase-locking bandwidth of the comb), an auxiliary stable cw laser oscillator is required to lock the optical frequency comb in the narrow-linewidth regime. Due to the bandwidth limitations exposed above, the combs teeth should not be wider than about 100 Hz, to do not impact on the performance of the system. This can be realized via tight locking of

the repetition rate to an auxiliary cw laser with the same linewidth, which can be obtained with laser stabilization on fiber spool delay lines²⁶ significantly reducing the complexity of the setup.

Phase noise added by the EDFA-HNLF system. The optical phase noise introduced in the EDFA-HNLF system is wavelength dependent. For example, optical path length fluctuations introduce phase noise linear in the optical frequency, while optical amplifier gain fluctuations and refraction index changes may introduce phase noise with more complex dependency on the wavelength.

Measuring the comb-cw laser beatnotes f_m and f_s , and the carrier-envelope frequency offset f_0 in the same EDFA-HNLF branch, phase noise components with up to linear dependency on the optical frequency cancel out when the f_m and f_s signals are combined to generate the f_Δ^* signal. We note however that higher order spectral phase evolution produced in the EDFA-HNLF are not canceled.

The effect of the transfer oscillator technique applied to the f_m , f_s and f_0 beatnotes measured from a single EDFA-HNLF branch is therefore twofold: it removes the effect of residual f_{rep} and f_0 fluctuations, and provides a comparison insensitive to the EDFA-HNLF added spectral phase noise up to linear order in optical frequency.

Beatnote detection. The beatnote detection is realized in independent, carefully designed, all fibered, beat detection units, enclosed in separate vacuum chambers (one for each optical frequency comb setup), providing thermal and vibration passive isolation. Light from the slave laser, the master laser, and the comb's EDFA-HNLF output are sent to the beat detection units via single mode optical fibers and manual polarization controllers used to match light polarization and maximize the interferometers contrast. Optical fibers transmitting the light from the cw laser sources are equipped with fiber-noise cancelers²⁵ exhibiting feedback bandwidth greater than 100 kHz. Great care has been taken to keep to minimum the length of the fibers which are either non-common path for the 1542 nm and 1062 nm spectral com-

ponents or not noise-canceled. The beatnote detection unit is evacuated to about 100 mbar for acoustic noise and thermal fluctuation isolation. No improvement has been observed by further lowering the residual pressure.

References

- [1] Nobel Lecture: Defining and measuring optical frequencies. John L. Hall. *Rev. Mod. Phys.* 78, 1279–1295 (2006). doi:10.1103/RevModPhys.78.1279
- [2] Nobel Lecture: Passion for precision. Theodor W. Hänsch. *Rev. Mod. Phys.* 78, 1297–1309 (2006) doi:10.1103/RevModPhys.78.1297
- [3] Visible Lasers with Subhertz Linewidths. B. C. Young, F. C. Cruz, W. M. Itano, and J. C. Bergquist. *Phys. Rev. Lett.* 82, 3799–3802 (1999). doi:10.1103/PhysRevLett.82.3799
- [4] Making optical atomic clocks more stable with 10^{-16} -level laser stabilization. Y. Y. Jiang, A. D. Ludlow, N. D. Lemke, R. W. Fox, J. A. Sherman, L.-S. Ma, C. W. Oates. *Nature Photonics*, 5, 158–161 (2011). doi:10.1038/nphoton.2010.313
- [5] Frequency stabilization to 6×10^{-16} via spectral hole burning. M. J. Thorpe, L. Rippe, T. M. Fortier, M. S. Kirchner, T. Rosenband. *Nature Photonics*, 5, 688 (2011).
- [6] A sub-40-mHz-linewidth laser based on a silicon single-crystal optical cavity. T. Kessler, C. Hagemann, C. Grebing, T. Leggero, U. Sterr, F. Riechle, M. J. Martin, L. Chen, J. Ye. *Nature Photonics*, 6, 687 (2012).
- [7] Tenfold reduction of Brownian noise in high-reflectivity optical coatings. Garrett D. Cole, Wei Zhang, Michael J. Martin, Jun Ye, Markus Aspelmeyer *Nature Photonics* 7, 644–650 (2013) doi:10.1038/nphoton.2013.174
- [8] Coherent optical link over hundreds of metres and hundreds of terahertz with subfemtosecond timing jitter. I. Coddington, W. C. Swann, L. Lorini, J. C. Bergquist, Y. Le Coq, C. W. Oates, Q. Quraishi, K. S. Feder, J. W. Nicholson, P. S. Westbrook, S. A. Diddams, N. R. Newbury *Nature Photonics* 1, 283–287 (2007) doi:10.1038/nphoton.2007.71

- [9] A multi-branch, fiber-based frequency comb with millihertz-level relative linewidths using an intra-cavity electro-optic modulator. Yoshiaki Nakajima, Hajime Inaba, Kazumoto Hosaka, Kaoru Minoshima, Atsushi Onae, Masami Yasuda, Takuya Kohno, Sakae Kawato, Takao Kobayashi, Toshio Katsuyama, and Feng-Lei Hong *Optics Express*, 18, 1667–1676 (2010) doi:10.1364/OE.18.001667
- [10] Providing 10^{-16} short-term stability of a 1.5 μm laser to optical clocks. C. Hagemann, C. Grebing, T. Kessler, St. Falke, N. Lemke, C. Lisdat, H. Schnatz, F. Riehle, U. Sterr, *IEEE Trans. Instrum. Meas.*, 99, 1–7 (2013) doi:10.1109/TIM.2013.2242597
- [11] Spectroscopy of ^{171}Yb in an optical lattice based on laser linewidth transfer using a narrow linewidth frequency comb. Hajime Inaba, Kazumoto Hosaka, Masami Yasuda, Yoshiaki Nakajima, Kana Iwakuni, Daisuke Akamatsu, Sho Okubo, Takuya Kohno, Atsushi Onae, and Feng-Lei Hong *Optics Express*, 21, 7891–7896 (2013) doi:10.1364/OE.21.007891
- [12] Comparison of Two Independent Sr Optical Clocks with 1×10^{-17} Stability at 10^3 s. T. L. Nicholson, M. J. Martin, J. R. Williams, B. J. Bloom, M. Bishof, M. D. Swallows, S. L. Campbell, and J. Ye. *Phys. Rev. Lett.* 109, 230801 (2012). doi:10.1103/PhysRevLett.109.230801
- [13] Generation of ultrastable microwaves via optical frequency division. T. M. Fortier, M. S. Kirchner, F. Quinlan, J. Taylor, J. C. Bergquist, T. Rosenband, N. Lemke, A. Ludlow, Y. Jiang, C. W. Oates, and S. A. Diddams *Nature Photonics* 5, 425–429 (2011) doi:10.1038/nphoton.2011.121
- [14] Sub-100 attoseconds stability optics-to-microwave synchronization. W. Zhang, Z. Xu, M. Lours, R. Boudot, Y. Kersalé, G. Santarelli, and Y. Le Coq *Appl. Phys. Lett.* 96, 211105 (2010) doi:10.1063/1.3431299

- [15] Optical-fiber pulse rate multiplier for ultralow phase-noise signal generation. A. Haboucha, W. Zhang, T. Li, M. Lours, A. N. Luiten, Y. Le Coq, and G. Santarelli *Optics Letters*. 36, 3654-3656 (2011) doi:10.1364/OL.36.003654
- [16] Ultralow noise microwave generation with fiber-based optical frequency comb and application to atomic fountain clock. J. Millo, M. Abgrall, M. Lours, E. M. L. English, H. Jiang, J. Guéna, A. Clairon, M. E. Tobar, S. Bize, Y. Le Coq, and G. Santarelli *Appl. Phys. Lett.* 94, 141105 (2009) doi:10.1063/1.3112574
- [17] Reaching the quantum limit in a fountain clock using a microwave oscillator phase locked to an ultrastable laser. S. Weyers, B. Lipphardt, and H. Schnatz *Phys. Rev. A* 79, 031803 (2009) doi:10.1103/PhysRevA.79.031803
- [18] Ultrastable lasers based on vibration insensitive cavities. J. Millo, D. V. Magalhães, C. Mandache, Y. Le Coq, E. M. L. English, P. G. Westergaard, J. Lodewyck, S. Bize, P. Lemonde, and G. Santarelli *Phys. Rev. A* 79, 053829 (2009) doi:10.1103/PhysRevA.79.053829
- [19] Characterizing a fiber-based frequency comb with electro-optic modulator. W. Zhang, M. Lours, M. Fischer, R. Holzwarth, G. Santarelli, and Y. Le Coq. *IEEE Trans. on Ultrasonics, Ferroelectrics and Frequency Control*, 59, 432 (2012).
- [20] Kerr-lens, mode-locked lasers as transfer oscillators for optical frequency measurements. H. R. Telle, B. Lipphardt, J. Stenger *Appl. Phys. B* 74, 1–6 (2002) doi:10.1007/s003400100735
- [21] Prototype of an ultra-stable optical cavity for space applications. B. Argence, E. Prevost, T. Lévêque, R. Le Goff, S. Bize, P. Lemonde, and G. Santarelli. *Optics Express*, 20, 25409–25420 (2012). doi:10.1364/OE.20.025409
- [22] Kilohertz-Resolution Spectroscopy of Cold Atoms with an Optical Frequency Comb. T. M. Fortier, Y. Le Coq, J. E. Stalnaker, D. Ortega, S. A. Diddams, C. W. Oates, and L. Hollberg *Phys. Rev. Lett.* 97, 163905 (2006). doi:10.1103/PhysRevLett.97.163905

- [23] Heterodyne beats between a continuous-wave laser and a frequency comb beyond the shot-noise limit of a single comb mode. Jean-Daniel Deschênes and Jérôme Genest *Phys. Rev. A* 87, 023802 (2013). doi:10.1103/PhysRevA.87.023802
- [24] Frequency Uncertainty for Optically Referenced Femtosecond Laser Frequency Combs. Long-Sheng Ma, Zhiyi Bi, A. Bartels, Kyoungsik Kim, L. Robertsson, M. Zucco, R.S. Windeler, G. Wilpers, C. Oates, L. Hollberg, S.A. Diddams *IEEE J. Quant. Electron.*, 43, 139–146 (2007) doi:10.1109/JQE.2006.886836
- [25] Delivering the same optical frequency at two places: accurate cancellation of phase noise introduced by an optical fiber or other time-varying path. Long-Sheng Ma, Peter Jungner, Jun Ye, and John L. Hall *Optics Letters*, 19, 1777–1779 (1994). doi:10.1364/OL.19.001777
- [26] Ultralow-frequency-noise stabilization of a laser by locking to an optical fiber-delay line Fabien Kéfélian, Haifeng Jiang, Pierre Lemonde, and Giorgio Santarelli *Optics Letters*, 34, 914 (2009) doi:10.1364/OL.34.000914

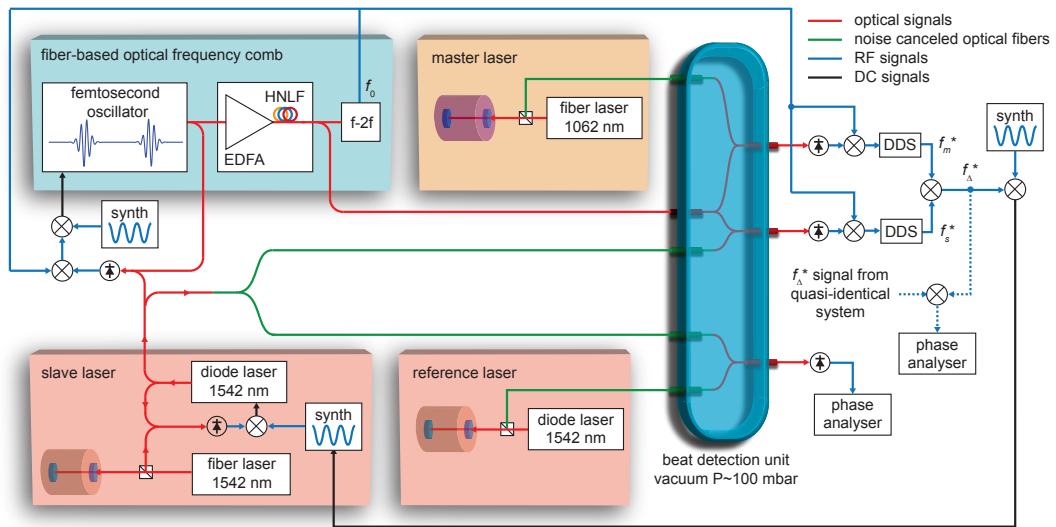


Figure 1: Experimental setup. EDFA: Erbium-doped fiber amplifier; HNLF: highly non-linear fiber; Synth: radio-frequency synthesizer; DDS: direct digital synthesizer. This setup is used for transferring the spectral purity from the master laser at 1062 nm wavelength to the slave laser at 1542 nm wavelength with a heterodyne phase-locking technique. To demonstrate the stability improvement, the resulting oscillator is characterized against the 1542 nm reference laser with a phase noise analyzer. To characterize the limit of the system, we compare two such comb-based systems and compare their results with the phase noise analyzer, with a setup illustrated by the dashed lines.

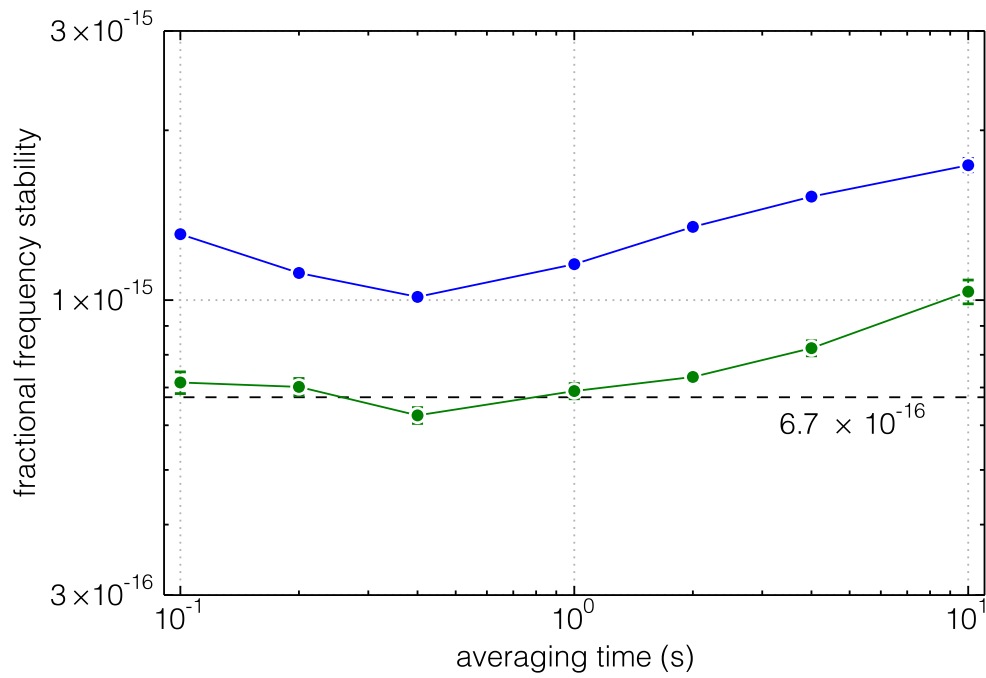


Figure 2: Relative frequency stability of the beatnote between the 1542 nm slave laser and the 1542 nm reference laser (standard Allan deviation, 5 Hz measurement bandwidth). Blue: the slave laser is pre-stabilized only, no feed-back via the comb is applied. Green: the slave laser is phase-locked to the master laser through the comb, the slave laser copies the performance of the master laser. Error bars, when non visible, are smaller than the graphical size of the marker. The apparent stability degradation at longer integration times is due to residual frequency drift between the slave and reference lasers.

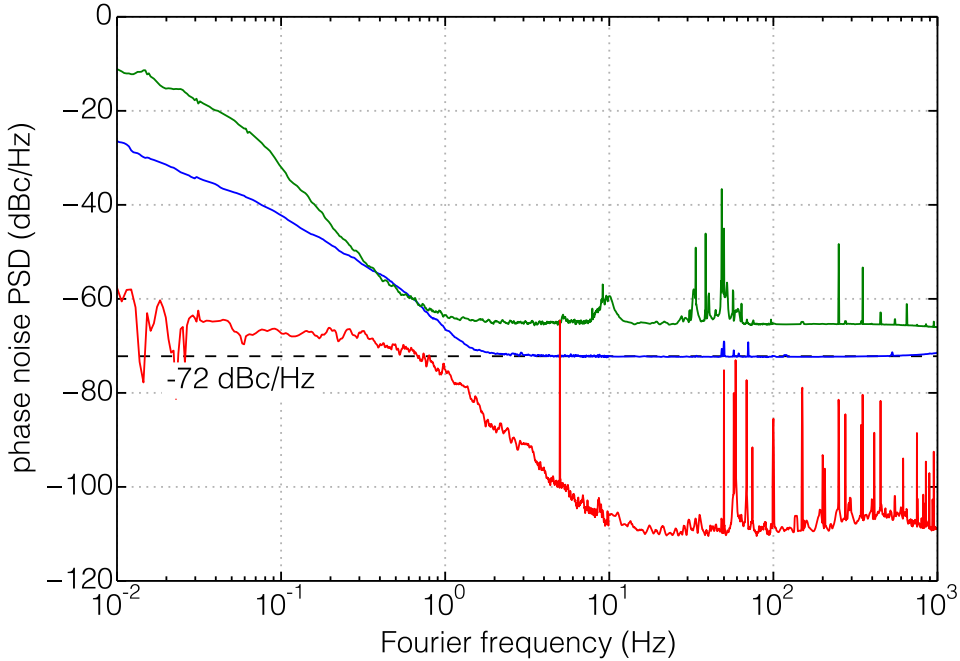


Figure 3: Blue: phase noise single-sided power spectral density (PSD) limit of the spectral purity transfer setup assessed comparing the phase difference between the same master and slave laser measured by two independent quasi-identical setups, assuming that each system contributes equal and uncorrelated phase noise. The -72 dBc Hz^{-1} phase white noise plateau is defined by the SNR of the optical beatnotes which is limited by the low available comb's light power in the cw lasers spectral regions. Green: phase noise of the spectral purity transfer setup assessed measuring the phase difference between two slave lasers phase-locked to the same master laser through two independent setups, assuming that each system contributes equal and uncorrelated phase noise. The increase of the white noise plateau to -65 dBc Hz^{-1} stems from decreased SNR of the optical beatnotes due to technical reasons. The low frequency noise increase is due to phase-noise contribution from the interferometer used to beat the two slave lasers, which includes a few meters of non noise canceled optical fibers. Red: typical residual phase noise of the slave lasers phase-locking (the 5 Hz spectral line is a calibration tone).

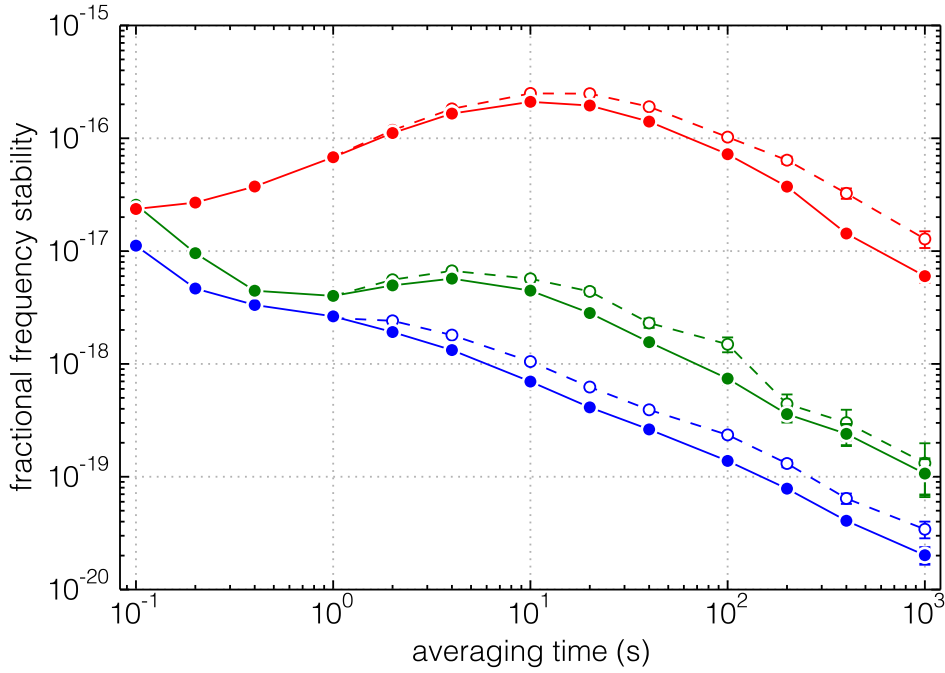


Figure 4: Frequency stability limit of the setup (Allan deviation, open markers, 0.5 Hz measurement bandwidth; modified Allan deviation, filled markers). Blue: Frequency measurement capability assesment configuration. The frequency stability is determined by comparing the phase difference between the same master and slave laser measured by two independent quasi-identical setups, assuming equal and uncorrelated contribution from each. Green: Full spectral purity transfer configuration. The frequency stability is assessed measuring the phase difference between two slave lasers locked to the same master laser through two independent setups, same assumption as previously. The degradation of the frequency stability from the blue curve is due, at short averaging times, mostly to a technical reduction of the optical beatnotes SNR. At long averaging times, it is mostly attributed to the contribution from the interferometer used to beat the two slave lasers, which includes a few meters of non noise canceled optical fibers. Red: configuration representative of a multi-branch setup. Error bars, when non visible, are smaller than the graphical size of the marker.

Acknowledgments

This work is partly funded by the Ville de Paris (Emergence(s) 2012 program) and CNES. D.N. and W.Z. gracefully acknowledge funding from the EMRP IND14 project, which is jointly funded by the EMRP participating countries within EURAMET and the European Union.

Author contributions

All authors contributed extensively to the work presented in this paper.