

Polytropic process and tropical Cyclones

Alejandro Romanelli,* Italo Bove, and Juan Rodríguez

*Instituto de Física, Facultad de Ingeniería
Universidad de la República*

C.C. 30, C.P. 11300, Montevideo, Uruguay

(Dated: November 27, 2024)

We show a parallelism between the expansion and compression of the atmosphere in the secondary cycle of a tropical cyclone with the fast expansion and compression of wet air in a bottle. We present a simple model in order to understand how the system (cyclone) draws energy from the air humidity. In particular we suggest that the upward (downward) expansion (compression) of the warm (cold) moist (dry) air follows a polytropic process, $PV^\beta = \text{constant}$. We show both experimentally and analytically that β depends on the initial vapor pressure in the air. We propose that the adiabatic stages in the Carnot-cycle model for the tropical cyclone be replaced by two polytropic stages. These polytropic processes can explain how the wind wins energy and how the rain and the dry bands are produced inside the storm.

PACS numbers: 03.67.-a, 03.65.Ud, 02.50.Ga

I. INTRODUCTION

Observations and numerical simulations of tropical cyclones expose the importance of latent heat flux from the sea surface to understand the development and maintenance of these intense storms. The self-induced heat transfer from the ocean can be understood through a simple thermodynamical model [1], that uses the evaporation of water from the ocean surface as the primary source of power of the tropical cyclone.

The three-dimensional wind field in a tropical cyclone can be characterized by a primary and a secondary circulations. The primary circulation is the rotational part of the flow, it is essentially a purely circular movement in the horizontal plane. The secondary circulation is in the radial and vertical directions. The primary circulation has the strongest winds and is responsible for most of the damage that the storm causes; while the secondary circulation is relatively slower, but it rules the energy distribution in the storm. In the last 30 years, the energy dynamics of the secondary circulation has been modeled by an atmospheric Carnot cycle. This cycle of the air flow together with the empirical knowledge of the dependence between the heat delivered by the sea and the speed of the winds, provides a fundamental result for the upper bound of the wind speed that a storm can attain [1].

On the other hand, we recently studied both theoretically and experimentally the thermodynamics of the fast expansion (~ 0.1 s) of wet air in a bottle [2], taking into account the expansion of wet air, vapor condensation, and the corresponding latent heat. We set up a simple experimental device with a bottle containing compressed air and liquid water and verified that the gas expansion in the bottle is well approximated by a polytropic process $PV^\beta = \text{constant}$, where the parameter β depends on the

initial conditions. We also find an analytical expression for β that depends only on the initial vapor pressure in the air (thermodynamic initial conditions) and is in good agreement with the experimental results. In the present paper we show a parallelism between the expansion and compression of the atmosphere in the secondary cycle of the tropical cyclone with the fast expansion and compression of air in a bottle. We propose to substitute the adiabatic processes in the Carnot-cycle model of the tropical cyclone by two polytropic process of expansion and compression of wet air. These polytropic processes can explain the energy gain by the wind and the appearance of rain and cold dry bands in the tropical cyclone.

The paper is organized as follows, in the next section we present our experiment. In the third section we develop some topics about the polytropic process and present a theoretical expression for the polytropic exponent for wet air. In the fourth section we present the maximum potential intensity in the modified Carnot engine. In the last section some conclusions are drafted.

II. EXPERIMENTAL DEVICE

What primarily distinguishes tropical cyclones from other meteorological phenomena is the condensation as a driving force. A fast expansion of air with water vapor produces vapor condensation with the corresponding liberation of latent heat.

In this section we present an experimental device where the movement of a fluid (which responds to hydrodynamic equations) concordantly with the rapid expansion of moist air, produces water vapor condensation in the air (a thermodynamic process). We find here the essential elements of the moist air expansion in the tropical cyclone, that is a toy model for this storm.

The experimental set up consists in a transparent acrylic cylinder of inner diameter 5.40 cm, wall thickness 3.0 mm and length 1.0 m, that is maintained in

*alejo@fing.edu.uy

vertical position solidary to the laboratory as depicted in Fig. 1. The upper and lower covers are both of aluminum. The upper one has a tire valve and a digital manometer (Nuova Fima TP ST-18) working from 0 to 10 bar. The lower cover has a conical shape with a slope of 30° with a $3/4$ " faucet that allows to fill and evacuate the water in the bottle. In a typical trial the bottle is filled with about 1400 cm^3 of water and the rest with air. The compressed air is introduced through the valve. The inner temperature is monitored with a thermistor. We wait some minutes until the system reaches thermal equilibrium and then the faucet is opened. The level of the gas is filmed with a camera Photon Focus DS1-D1024-160-CL. The video was obtained at 400 frames per second, with a exposure time of 1.0 ms per frame. The filming was processed numerically to obtain the volume of the gas as a function of time. The pressure is registered from the digital manometer with a computer through a data acquisition card National Instrument (DAQ-NI) USB-6008, that is also used to synchronize the volume and pressure data. The ejection of water from the bottle lasted between 0.3 s to 0.7 s, depending on the initial pressure. The pressure-volume data of the expanding gas are adjusted with a power law $PV^\beta = \text{constant}$ in order to obtain an experimental value for β .

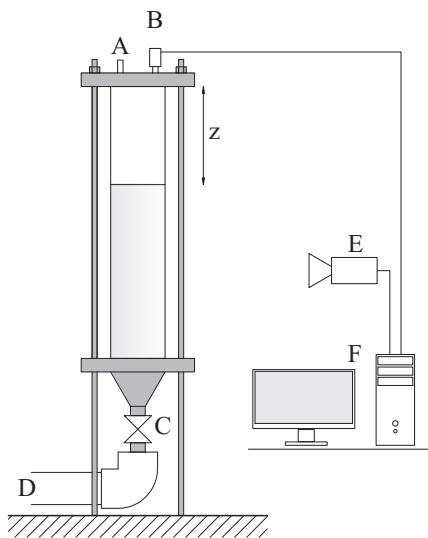


FIG. 1: The stationary bottle, (A) is a tire valve, (B) is a pressure manometer, (C) is a faucet, (D) is a pipe to the drain, (E) is a film camera, (F) is a computer with a data acquisition card and Z is the height of the gas column situated over the water column.

Fig. 2 shows the results for 90 sets of experimental values of β as a function of the initial temperature and the initial pressure. Each set corresponds to different initial pressures with the same initial volume. The initial manometric pressures used were: 2.2, 3.0, 3.8, 5.0, 6.0, 6.5, 7.0, 7.5 and 8.0 bar (to obtain the absolute pressure it is necessary to add the atmospheric pressure). For each initial pressure the experiment was repeated 10 times and all

the data are incorporated in the same figure. The experimental values of the polytropic exponent β are in good agreement with the theoretical curve given by Eq.(5).

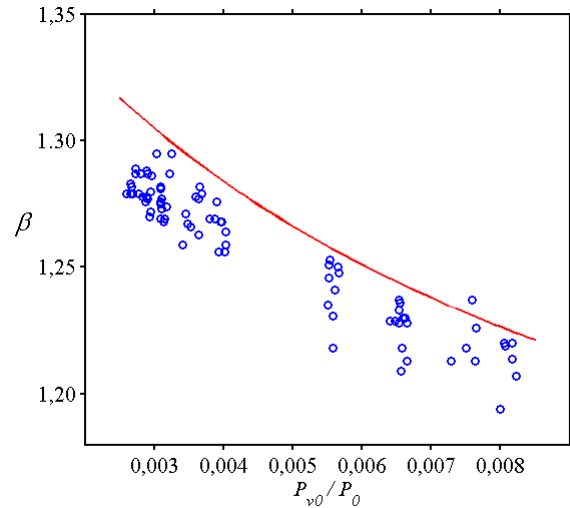


FIG. 2: The polytropic exponent as a function of the initial fraction between the partial pressure of vapor and the initial wet air pressure. The circular points are the experimental values of β . The solid line is our theoretical calculation given by Eq.(5).

Our experiment cannot be reversed: we have no means to put the liquid water into the bottle quickly so that the air is compressed and to be saturated with steam from the incoming water. However it is clear that this situation agrees, in the frame of our toy model of the tropical cyclone, with the fall of cold air from the tropopause to the ocean surface and its simultaneous compression.

III. POLYTROPIC PROCESSES

A polytropic process is a quasistatic process carried out in such a way that the specific heat c remains constant during the entire process [3–6]. Therefore the heat exchange when the temperature changes is

$$dQ = cNdT, \quad (1)$$

where Q is the heat absorbed by the system, T is the temperature and N is the number of moles. The processes in which the pressure or the volume are kept constant are of course polytropic with specific heats c_p or c_V respectively. In an adiabatic evolution there is no heat exchange between the system and the environment, therefore it is a polytropic process with $c = 0$. At the other extreme, the isothermal evolution is characterized by a constant temperature therefore it may be thought as a polytropic process with infinite specific heat. Starting from the first

law of thermodynamics and using the ideal gas equation of state, it is easy to prove that the polytropic process satisfies

$$PV^\beta = \text{constant}, \quad (2)$$

where P is the pressure, V the volume and

$$\beta = \frac{c_p - c}{c_v - c}. \quad (3)$$

In particular for an adiabatic process $c = 0$ and $\beta = \gamma \equiv c_p/c_v$; $\gamma = 1.4$ for dry air. Using Eq.(3), the specific heat as a function of β is

$$c = \frac{c_p - \beta c_v}{1 - \beta}. \quad (4)$$

The value of c depends on the process and in principle it has no restriction [6]; it is seen that if $1 < \beta < \gamma$ in Eq.(4) then $c < 0$. In the experimental system treated in this paper we found $c < 0$, this means that during the gas expansion heat is absorbed ($dQ > 0$) yet the gas temperature descends ($dT < 0$) because the gas performs an amount of work larger than the absorbed heat.

In ref. [2] using the Clapeyron-Clausius equation [7] for the vapor-liquid phase transition the following theoretical expression for the parameter β was obtained

$$\beta = \frac{c_p/R + (L_v/R_v T_0)^2 (P_{v_0}/P_0)}{c_v/R + (L_v/R_v T_0)^2 (P_{v_0}/P_0) - (L_v/R_v T_0) (P_{v_0}/P_0)}. \quad (5)$$

where R is the ideal gas constant, L_v is the latent heat for the vapor-liquid phase transition, R_v is the ideal gas constant for the vapor, T_0 is the initial temperature, P_{v_0} is the partial pressure of the vapor at the initial temperature T_0 , P_0 is the initial pressure of the atmosphere. Analyzing Eq.(5) we conclude: (a) If $P_{v_0} \sim 0$ or $L_v \sim 0$ then $\beta \sim \gamma = \frac{c_p}{c_v}$, this means that the process is adiabatic for dry air. (b) β depends only on the thermodynamical initial conditions of the gas.

IV. MAXIMUM POTENTIAL INTENSITY AND CARNOT ENGINE

The angular momentum of the tropical cyclone is only partially conserved due to friction with the sea surface. The sea surface is a source of energy through water evaporation, however the friction also dissipates energy. Using this information it is possible to obtain a theoretical upper bound for the wind speed v_p [1]. This upper bound is called the "Maximum Potential Intensity", and is given by

$$v_p = \sqrt{\frac{C_k}{C_d} \epsilon (k_s^* - k)}, \quad (6)$$

where k_s^* is the saturation enthalpy of the sea surface, k is the enthalpy of the air boundary layer overlying the

surface, C_k and C_d are the exchange coefficients of enthalpy and momentum respectively and ϵ the Carnot-engine efficiency given by

$$\epsilon = \frac{T_0 - T_e}{T_0}, \quad (7)$$

where T_0 is the temperature of the sea surface and T_e is the temperature of the tropopause. The Carnot engine goes through a cycle consisting of four steps, see Fig. 3. (i) The inflowing air near the surface acquires energy via the latent heat of evaporation of water at the constant temperature of the warm ocean surface. (ii) The moist air ascends and expands adiabatically. (iii) The air gives off heat via infrared radiation to space at the temperature of the cold tropopause. (iv) The air becomes compressed as it moves towards the ground at the outer edge of the storm again adiabatically. In short, the first and third processes are isothermal, while the second and fourth (when moist air rises or falls) are at constant entropy.

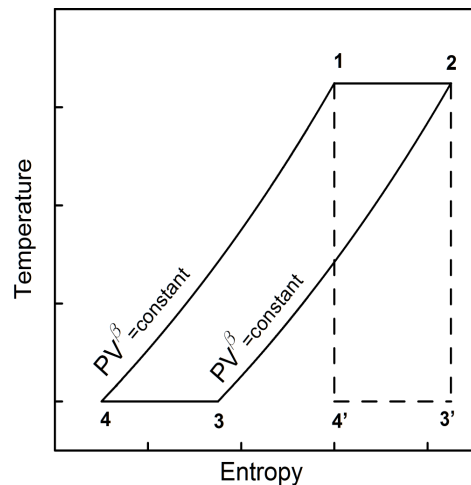


FIG. 3: In dashed line the usual Carnot cycle (1, 2, 3', 4'). In full line the modified Carnot cycle (1, 2, 3, 4). Process 2 \rightarrow 3 represent the expansion of the wet air, that produces the water condensation associated with the rain zone. Process 4 \rightarrow 1 represent the compression of the cold dry air, that produces the water evaporation associated with the dry zone.

The adiabatic steps in the Carnot-cycle model of tropical cyclones are dubious because in storms heat exchange is very important in these processes. In space these two processes are developed simultaneously. There are two entangled air flows, one ascending and other descending in a corkscrew shape. The water vapor condenses in the up-flow, and an exchange of heat is produced with the cold down-flow. Accordingly, the main proposal of this work is to replace the Carnot cycle with a new modified cycle, where the adiabatic processes are substituted by two polytropic processes with the same parameter β , see Fig. 3. In one of the polytropic processes, the wet air is expanding and produces liquid water by condensation, the rain band. In the other polytropic process the

cold air falls, is compressed and evaporates water in its way, this is the cold dry band. Then, in the first process heat is delivered and in the second the same amount of heat is absorbed, between the same extreme temperatures and at the same rate c . Considered as a set, the two polytropic processes do not exchange heat with the environment of the tropical cyclone, the ocean and the tropopause.

This new proposed cycle works with only two heat sources: the warm ocean and the cold tropopause, then it is easy to prove that the efficiency of the new cycle is the same of the usual Carnot cycle [8]. Therefore Eqs.(6,7) remain valid with this new model, whereby the maximum speed of the wind is maintained

V. DISCUSSION AND CONCLUSION

We show a parallelism between the expansion and compression of the atmosphere in the secondary cycle of a tropical cyclone with the fast expansion and compression of wet air in a bottle. In particular we suggest that the upward (downward) expansion of warm (cold), moist (dry) air follows a polytropic process, $PV^\beta = \text{constant}$. We show both experimentally and analytically that β

depends on the initial partial vapor pressure. The theoretical expression obtained could be used to evaluate the value of β for tropical cyclones.

We propose to change the adiabatic processes in the Carnot cycle model for the tropical cyclone by two polytropic processes of expansion and compression of the air in the secondary cycle. These polytropic processes can explain the existence of bands of rain and zones of dryness [9], spatially separated and compatible with the heat exchange between the updraft and the downdraft. The rain band is associated with the polytropic expansion of wet air and the dry band is associated with the polytropic compression of dry air. We show that the efficiency of the new cycle is the same as that of the Carnot cycle and therefore the usual theoretical expression for the maximum potential intensity is not modified.

Finally note that there remains the possibility to describe the updraft and the downdraft with different values of β in which case the efficiency of the cycle would change, modifying the bound for the wind speed

A.R. and I.B. acknowledge stimulating discussions with Víctor Micenmacher, and the support of PEDECIBA and ANII, J.R. acknowledges the support of PEDECIBA through a scientific initiation scholarship.

-
- [1] Emanuel, K.A., 1986, An air-sea interaction theory for tropical cyclones. Part I: Steady-state maintenance, *J. Atmos. Sci.* **43**, 585605.
 - [2] Romanelli A., Bove I. González Medina F., 2013, Air expansion in a water rocket, *Am. J. Phys.* **81**, 762.
 - [3] Chandrasekhar S., 1967, *An Introduction to the Study of Stellar Structure*, Dover, 510 pp.
 - [4] Drake R.P., 2006, *High-Energy-Density Physics: Fundamentals, Inertial Fusion, and Experimental Astrophysics*, Springer-Verlag, 534 pp.
 - [5] Horedt G.P., 2004, *Polytropes: Applications in Astrophysics and Related Fields*, Kluwer Academic Publishers, 724 pp.
 - [6] Zhu Y., 2003, *Large-Scale Inhomogeneous Thermodynamics: And Application for Atmospheric Energetics*, Cambridge Int Science Publishing, 632 pp.
 - [7] Reif F., 2009, *Fundamentals of statistical and thermal physics* Waveland Press, 651 pp.
 - [8] Sonntag R.E., van Wylen G.J., 1971, *Introduction to thermodynamics: classical and statistical* John Wiley and Sons. 813 pp.
 - [9] Houze R.A.Jr., Chen S.S., Smull B.F., Lee W.C., Bell M.M., 2007, Hurricane Intensity and Eyewall Replacement, *Science* **315**, 1235.