

A PATHWISE FRACTIONAL ONE COMPARTMENT INTRA-VEINOUS BOLUS MODEL

NICOLAS MARIE

ABSTRACT. Extending deterministic compartments pharmacokinetic models as diffusions seems not realistic on biological side because paths of these famous stochastic processes are not smooth enough. In order to extend one compartment intra-veinous bolus models, this paper suggests to modelize the concentration process C by a class of stochastic differential equations driven by a fractional Brownian motion of Hurst parameter belonging to $]1/2, 1[$. The first part of the paper provides probabilistic and statistical results on the concentration process C : the distribution of C , a control of the uniform distance between C and the solution of the associated ordinary differential equation, and consistent estimators of the elimination constant, of the driving signal's Hurst parameter and of the volatility constant. The second part of the paper provides applications of these theoretical results on simulated concentration datas : a qualitative procedure for choosing parameters on small sets of observations, and simulations of the estimators of the elimination constant, driving signal's Hurst parameter and of the volatility constant. The relationship between the estimations quality and the size/length of the sample is discussed.

CONTENTS

| | |
|--|----|
| 1. Introduction | 1 |
| 2. Probabilistic and statistical properties of the concentration process | 4 |
| 2.1. Distribution of the concentration process and related topics | 4 |
| 2.2. Estimator of the elimination constant and ergodic theorem | 5 |
| 2.3. Estimators of the Hurst parameter and of the volatility constant | 6 |
| 3. Numerical simulations and pharmacokinetics | 7 |
| 3.1. A qualitative procedure for choosing H , σ and β | 7 |
| 3.2. Parameters estimation | 10 |
| 4. Discussion and perspectives | 11 |
| Appendix A. Fractional Brownian motion | 12 |
| Appendix B. Fourier analysis | 13 |
| Appendix C. Proofs | 14 |
| References | 17 |

Acknowledgements. Many thanks to Francis Lavergne M.D. for his advices about possible clinical applications of that paper's results.

1. INTRODUCTION

Compartments pharmacokinetic models describe the way an administered drug is transmitted among the *body's compartments*. The concentration of the drug in each compartment can be modelized by ordinary differential equations (cf. Y. Jacomet

Key words and phrases. Pharmacokinetic, One compartment bolus model, Fractional Brownian motion, Fractional Ornstein-Uhlenbeck process, Ergodicity, Least-square estimation.

[13]).

In particular, in one compartment models, the concentration is classically modeled by a linear (deterministic) differential equation with negative constant coefficient, taking in account the absorption and elimination steps. Only one compartment models are studied in this paper.

By D. D'Argenio and K. Park [5], the elimination process has both deterministic and random components. A natural way to take in account these components is to add a stochastic noise in the linear differential equation that classically models the concentration. That has been well studied in the Itô stochastic calculus framework by many authors (cf. S. Donnet and A. Samson [10]).

However, as mentioned in M. Delattre and M. Lavielle [8], since the standard Brownian motion has α -Hölder continuous paths with $\alpha \in]0, 1/2[$, the extension of the deterministic model as a diffusion is not realistic on biological side. M. Delattre and M. Lavielle *force* the regularity of the paths of the concentration process C by putting

$$C_t := C_0 \exp \left(- \int_0^t D_s ds \right) ; t \in \mathbb{R}_+$$

where D is the diffusion that extends the deterministic model.

As mentioned in N. Marie [16], another way to increase the regularity of the concentration process paths is to replace the standard Brownian motion by a fractional Brownian motion B^H of Hurst parameter $H \in]1/2, 1[$ as driving signal. Since the signal is not a semi-martingale anymore, the stochastic integral is taken pathwise, in the sense of Young (cf. A. Lejay [15]). The Young integral keeps the regularity of the driving signal, therefore the concentration process has α -Hölder continuous paths with $\alpha \in]0, H[$.

In both Itô and pathwise stochastic calculus frameworks, an interesting volatility function is $x \in \mathbb{R}_+ \mapsto \sigma x^\beta$ with $\sigma \in \mathbb{R}$ and $\beta \in [0, 1]$. It covers classical models :

- $\beta = 0, \sigma \neq 0$: Langevin equation. Its solution is the so-called Ornstein-Uhlenbeck process.
- $\beta = 1/2, \sigma \neq 0$: Cox-Ingersoll-Ross model.
- $\beta = 1, \sigma \neq 0$: Linear stochastic differential equation.
- $\sigma = 0$: Linear ordinary differential equation.

In the Itô stochastic calculus framework, that concentration model has been studied on statistical side in K. Kalogeropoulos et al. [14]. In the pathwise stochastic calculus framework, it has been studied on probabilistic side in N. Marie [16].

This paper is devoted to study on both probabilistic and statistical sides the particular case of the one compartment intra-venous (i.v.) bolus model with fractional Brownian signal :

$$(1) \quad C_t = C_0 - v \int_0^t C_s ds + \sigma \int_0^t C_s^\beta dB_s^H ; t \in [0, \tau_0]$$

where

$$\tau_0 := \inf \{ t \in \mathbb{R}_+ : C_t = 0 \},$$

the exponent β belongs to $[0, 1]$, $v > 0$ is the rate of elimination describing the removal of the drug by all elimination processes including excretion and metabolism, and $C_0 := A_0/V$ with $A_0 > 0$ the administered dose and $V > 0$ the volume of the elimination compartment.

Since its vector field is C^∞ on bounded sets of \mathbb{R}_+^* , equation (1) admits a unique continuous pathwise solution defined on $[0, \tau_0]$ and satisfying $C_t = X_t^{\gamma+1}$, where

$\gamma := \beta/(1-\beta)$ and X is the solution of the following fractional Langevin equation :

$$X_t = C_0^{1-\beta} - v(1-\beta) \int_0^t X_s ds + \sigma(1-\beta)B_t^H ; t \in \mathbb{R}_+.$$

For details, the reader can refer to N. Marie [16]. The fractional Langevin equation is deeply studied in P. Cheridito et al. [3].

Since the concentration process has to be positive and stop when it hits zero, it can be defined as the solution of equation (1) on $[0, \tau_0]$.

In a sake of simplicity, even if the following equality only holds on $[0, \tau_0]$, throughout this paper, C is defined on \mathbb{R}_+ by

$$C_t := \left| C_0^{1-\beta} + \sigma B_t^H(\vartheta) \right|^{\gamma+1} e^{-vt} ; t \in \mathbb{R}_+$$

with

$$\vartheta_t := (1-\beta)e^{v(1-\beta)t} ; t \in \mathbb{R}_+$$

and the Young/Wiener integral (cf. Appendix A)

$$B_t^H(\vartheta) := \int_0^t \vartheta_s dB_s^H ; t \in \mathbb{R}_+.$$

Note that for $H = 1$ and $\beta = 0$, the fractional Brownian motion is matching with $t \in \mathbb{R}_+ \mapsto \xi t$ such that $\xi \rightsquigarrow \mathcal{N}(0, 1)$, and

$$C_t = \left| \frac{\sigma}{v} \xi + \left(C_0 - \frac{\sigma}{v} \xi \right) e^{-vt} \right| ; t \in \mathbb{R}_+.$$

That *limit* case illustrates that the Hurst parameter H is continuously controlling the regularity of the concentration process paths, but also that choosing σ and H provides two complementary ways to control the impact of the random component on the elimination process with respect to its deterministic component.

In mathematical finance, the semi-martingale property of the prices process is crucial in order to ensure the market's completeness. The Itô stochastic calculus is then tailor-made for modeling prices in finance. In pharmacokinetic, the semi-martingale property of the concentration process seems not crucial on biological side.

Replacing the standard Brownian motion by a fractional Brownian motion in the pathwise stochastic calculus framework implies that the concentration process is not satisfying the Markov property anymore. In general, that makes the estimation of parameters v , σ and H difficult, but the relationship between C and X mentioned above allows to bypass these difficulties by using results coming from Y. Hu and D. Nualart [12], and from C. Berzin and J.R. Léon [2].

The second section is devoted to probabilistic and statistical properties of processes X and C . The first part concerns the distribution of the concentration process C and a control, in probability, of the uniform distance between the fractional Ornstein-Uhlenbeck process X and the solution of the associated ordinary differential equation. The second part provides a strongly consistent estimator of the elimination constant v , and an extension of existing ergodic theorems for the fractional Ornstein-Uhlenbeck process X is established. The third part provides a strongly consistent estimator of the Hurst parameter H and a weakly consistent estimator of the volatility constant σ . A weakly consistent estimator of v is deduced for unknown values of H and σ .

The third section is devoted to the application of the second subsection's theoretical results on simulated concentration datas. For small sets of observations, the first

part provides a qualitative procedure for choosing parameters H , σ and β . The cornerstone of the procedure is the control of the uniform distance between X and the solution of the associated ordinary differential equation mentioned above. The second part illustrates the convergence of the estimators provided at Section 2. The relationship between the estimations quality and the size/length of the sample is discussed.

Appendices A and B are respectively providing useful definitions and results on fractional Brownian motions, and on Fourier analysis. Appendix C provides proofs of results stated at Section 2.

2. PROBABILISTIC AND STATISTICAL PROPERTIES OF THE CONCENTRATION PROCESS

The first subsection concerns the distribution of the concentration process C by using that $C_t = |X_t|^{\gamma+1}$; $t \in \mathbb{R}_+$. Lemma 2.1 provides the covariance function of the fractional Ornstein-Uhlenbeck process X . Proposition 2.3 allows to control, in probability, the uniform distance between the process X and the solution of the associated ordinary differential equation. Refer to Appendix C for proofs of these results.

Essentially inspired by Y. Hu and D. Nualart [12], the second subsection provides an ergodic theorem for the concentration process and its application to the estimation of the parameter ν . An extension of existing ergodic theorems for the fractional Ornstein-Uhlenbeck process X is established.

Essentially inspired by C. Berzin and J.R. Léon [2], the third subsection provides a strongly consistent estimator of the Hurst parameter H and a weakly consistent estimator of the volatility constant σ . A weakly consistent estimator of ν is deduced for unknown values of H and σ .

2.1. Distribution of the concentration process and related topics. In order to provide the distribution of the concentration process C by using that $C_t = |X_t|^{\gamma+1}$, the following lemma is first providing the covariance function of the fractional Ornstein-Uhlenbeck process X .

Lemma 2.1. *$B^H(\vartheta)$ is a centered Gaussian process of covariance function $R_{H,\vartheta}$ such that :*

$$R_{H,\vartheta}(s, t) = \alpha_H (1 - \beta)^2 \int_0^s \int_0^t |u - v|^{2(H-1)} e^{\nu(1-\beta)(u+v)} du dv$$

for every $s, t \in \mathbb{R}_+$. Then, the covariance function R_X of the fractional Ornstein-Uhlenbeck process X satisfies :

$$R_X(s, t) = \alpha_H \sigma^2 (1 - \beta)^2 \int_0^s \int_0^t |u - v|^{2(H-1)} e^{-\nu(1-\beta)[(t-u)+(s-v)]} du dv$$

for every $s, t \in \mathbb{R}_+$.

The following proposition provides the finite-dimensional distributions of the concentration process C .

Proposition 2.2. *For every $n \in \mathbb{N}^*$ and $t_1, \dots, t_n \in \mathbb{R}_+$, the distribution of the random vector $(C_{t_1}, \dots, C_{t_n})$ admits a density χ_n with respect to the Lebesgue measure on $(\mathbb{R}^n, \mathcal{B}(\mathbb{R}^n))$ such that :*

$$\chi_n(x_1, \dots, x_n) = \frac{2^n (1 - \beta)^n \mathbf{1}_{\mathbb{R}_+^n}(x_1, \dots, x_n)}{(2\pi)^{n/2} \sqrt{|\det(R_n)|}} \prod_{i=1}^n x_i^{-\beta} \times \\ \exp \left[-\frac{1}{2} \left[R_n^{-1} \begin{pmatrix} x_1^{1-\beta} \\ \vdots \\ x_n^{1-\beta} \end{pmatrix} - V_n \right] \cdot \left[\begin{pmatrix} x_1^{1-\beta} \\ \vdots \\ x_n^{1-\beta} \end{pmatrix} - V_n \right] \right] \\ ; (x_1, \dots, x_n) \in \mathbb{R}^n$$

where, $R_n \in S_n(\mathbb{R}_+)$ and $V_n \in \mathbb{R}^n$ satisfy

$$R_n(i, j) := \alpha_H \sigma^2 (1 - \beta)^2 \int_0^{t_i} \int_0^{t_j} |u - v|^{2(H-1)} e^{-v(1-\beta)[(t_j-u)+(t_i-v)]} dudv$$

and

$$V_n(i) := C_0^{1-\beta} e^{-v(1-\beta)t_i}$$

for every $i, j \in \{1, \dots, n\}$.

It is a straightforward application of Lemma 2.1 together with N. Marie [16], Proposition 5.1.

The following proposition allows to control, in probability, the uniform distance between the process X and the solution X^{\det} of the associated ordinary differential equation

$$X_t^{\det} = X_0 - v(1 - \beta) \int_0^t X_s^{\det} ds ; t \in \mathbb{R}_+.$$

Proposition 2.3. *For every $x > 0$ and $T > 0$,*

$$\mathbb{P} \left(\|X - X^{\det}\|_{\infty, T} > x \right) \leq 2 \exp \left[-\frac{x^2}{2\sigma^2 R_{H, \vartheta}(T, T)} \right].$$

For a level $\lambda \in]0, 1[$, in order to ensure with probability greater than $1 - \lambda$ that $|X_t - X_t^{\det}| \leq x \in \mathbb{R}_+^*$ for every $t \in [0, T]$, it is sufficient to assume that $\sigma^2 \in [0, M(\lambda, x, H)]$ with

$$M(\lambda, x, H) := \frac{x^2}{2R_{H, \vartheta}(T, T) \ln(2/\lambda)}$$

by Proposition 2.3.

Corollary 2.4. *For every $x > 0$ and $T > 0$,*

$$\mathbb{P} \left[\forall t \in [0, T], C_t \in [0, 2^\gamma (C_t^{\det} + x^{\gamma+1})] \right] \geq 1 - 2 \exp \left[-\frac{x^2}{2\sigma^2 R_{H, \vartheta}(T, T)} \right]$$

where $C_t^{\det} := |X_t^{\det}|^{\gamma+1} ; t \in \mathbb{R}_+$.

2.2. Estimator of the elimination constant and ergodic theorem. Assume that values of parameters H and σ are known. For $T > 0$ arbitrarily chosen, consider

$$\hat{v}_T := \frac{1}{1 - \beta} \left[\frac{1}{\sigma^2 (1 - \beta)^2 H \Gamma(2H) T} \int_0^T X_t^2 dt \right]^{-1/(2H)}.$$

Proposition 2.5. \hat{v}_T is a strongly consistent estimator of v .

It is a straightforward consequence of the following ergodic theorem (cf. Y. Hu and D. Nualart [12], Lemma 3.3) :

$$\frac{1}{T} \int_0^T X_t^2 dt \xrightarrow[T \rightarrow \infty]{\text{a.s.}} \sigma^2 (1 - \beta)^{2-2H} v^{-2H} H \Gamma(2H).$$

The estimator \hat{v}_T was studied by Y. Hu and D. Nualart at [12], Section 4. They completed Proposition 2.5 by a *central limit theorem* when $H \in]1/2, 3/4[$ (cf. [12], Theorem 4.1).

Even if Y. Hu and D. Nualart [12], Lemma 3.3 is sufficient to show the strong consistency of the estimator \hat{v}_T , the following proposition is an extension of existing ergodic theorems for the fractional Ornstein-Uhlenbeck process X . Let Y be the stochastic process defined by :

$$Y_t := \sigma(1 - \beta) \int_{-\infty}^t e^{-v(1-\beta)(t-s)} dB_s^H ; t \in \mathbb{R}_+.$$

Proposition 2.6. *Let $f : \mathbb{R} \rightarrow \mathbb{R}$ be a continuous function such that :*

$$\begin{aligned} \exists n \in \mathbb{N}^*, \exists (a_1, b_1, c_1), \dots, (a_n, b_n, c_n) \in \mathbb{R}_+^* \times \mathbb{R}_+^2 : \forall x, \varepsilon \in \mathbb{R}, \\ |f(x + \varepsilon) - f(x)| \leq \sum_{i=1}^n c_i (1 + |x|)^{b_i} |\varepsilon|^{a_i}. \end{aligned}$$

Then,

$$\frac{1}{T} \int_0^T f(X_t) dt \xrightarrow[T \rightarrow \infty]{\text{a.s.}} \mathbb{E}[f(Y_0)] < \infty.$$

With notations of Proposition 2.6, put $f(x) := x^n ; x \in \mathbb{R}$. For every $x, \varepsilon \in \mathbb{R}$,

$$\begin{aligned} |f(x + \varepsilon) - f(x)| &\leq \sum_{i=0}^{n-1} \binom{n}{i} |x|^i |\varepsilon|^{n-i} \\ (2) \qquad \qquad \qquad &\leq \sum_{i=0}^{n-1} p_i(x) |\varepsilon|^{a_i} \end{aligned}$$

where $a_i := n - i$ and

$$p_i(x) := \binom{n}{i} (1 + |x|)^i ; x \in \mathbb{R}, i = 0, \dots, n - 1.$$

Then, by Proposition 2.6 :

$$\begin{aligned} \lim_{T \rightarrow \infty} \frac{1}{T} \int_0^T X_t^n dt &= \mathbb{E}(Y_0^n) \quad \mathbb{P}\text{-a.s.} \\ (3) \qquad \qquad \qquad &= \begin{cases} \frac{n! \sigma^n (1 - \beta)^{n-nH} \theta^{-nH} H^{n/2} \Gamma^{n/2}(2H)}{2^{n/2} (n/2)!} & \text{if } n \in 2\mathbb{N}^* \\ 0 & \text{if } n \in \mathbb{N}^* - (2\mathbb{N}^*) \end{cases} \end{aligned}$$

by Y. Hu and D. Nualart [12], Lemma 5.1. For $n = 2$, (3) coincides with Y. Hu and D. Nualart [12], Lemma 3.3.

2.3. Estimators of the Hurst parameter and of the volatility constant.

This subsection requires basics on Fourier analysis (cf. Appendix B).

For every $\varepsilon > 0$ and a fixed $m \in \mathbb{N}^*$, consider :

- $h_i(\varepsilon) := \varepsilon r_i$ for $i = 1, \dots, m$, where $r_i > 0$ arbitrarily chosen.

- $s_i := u_i/(u_1^2 + \dots + u_m^2)$ where

$$u_i := \log(r_i) - \frac{1}{m} \sum_{j=1}^m \log(r_j)$$

for $i = 1, \dots, m$.

- $\varphi_\varepsilon(\cdot) := 1/\varepsilon \varphi(\cdot/\varepsilon)$ where $\varphi : \mathbb{R} \rightarrow \mathbb{R}_+$ is a regularization kernel with compact support included in $[-1, 1]$.
- $X(\varepsilon) := \varphi_\varepsilon * X$ and

$$M_2(\varepsilon) := \int_0^1 \ddot{X}_t^2(\varepsilon) dt.$$

Proposition 2.7. *For every $\varepsilon > 0$, consider*

$$\hat{H}_\varepsilon := 2 + \frac{1}{2} \sum_{i=1}^m s_i \log [M_2 [h_i(\varepsilon)]],$$

$$\hat{B}_\varepsilon := \frac{1}{m} \left[\sum_{i=1}^m \log [M_2 [h_i(\varepsilon)]] - 2(\hat{H}_\varepsilon - 2) \sum_{i=1}^m \log [h_i(\varepsilon)] \right] \text{ and}$$

$$\hat{\sigma}_\varepsilon^2 := \frac{2\pi}{(1-\beta)^2} e^{\hat{B}_\varepsilon} \left[\int_{\mathbb{R}} |x|^{3-2\hat{H}_\varepsilon} |\hat{\varphi}(-x)|^2 dx \right]^{-1}.$$

\hat{H}_ε (resp. $\hat{\sigma}_\varepsilon$) is a strongly (resp. weakly) consistent estimator of H (resp. σ).

Refer to C. Berzin and J.R. Léon [2], Theorem 3.2 for a proof.

Consider

$$\bar{v}_T := \frac{1}{1-\beta} \left[\frac{1}{\hat{\sigma}_{1/T^n}^2 (1-\beta)^2 \hat{H}_{1/T^n} \Gamma(2\hat{H}_{1/T^n}) T \int_0^T X_t^2 dt} \right]^{-1/(2\hat{H}_{1/T^n})}.$$

for $n \in \mathbb{N}^*$ arbitrarily chosen. By propositions 2.5 and 2.7 together with Slutsky's lemma, \bar{v}_T is a weakly consistent estimator of v .

3. NUMERICAL SIMULATIONS AND PHARMACOKINETICS

For small sets of observations, the first subsection provides a qualitative procedure for choosing parameters H , σ and β . Proposition 2.3 is the cornerstone of the procedure. The second subsection illustrates the convergence of the estimators provided at Section 2. The relationship between the estimations quality and the size/length of the sample is discussed.

Consider $n \in \mathbb{N}^*$ and $(t_1, \dots, t_n) \in \mathbb{R}_+^n$ satisfying $t_1 < \dots < t_n \leq T$. Throughout this section, assume that the concentrations have been observed at times t_1, \dots, t_n . These concentrations c_1, \dots, c_n provides observations x_1, \dots, x_n of the fractional Ornstein-Uhlenbeck process X by putting $x_i = c_i^{1-\beta}$; $i = 1, \dots, n$.

3.1. A qualitative procedure for choosing H , σ and β . Consider the following values of the other parameters involved in equation (1), coming from Y. Jacomet [13], Chapitre II.3 :

| Parameters | Values |
|------------|--------------------|
| T | 3h |
| v | 3.5h^{-1} |
| C_0 | 1g |
| n | 500 |

In order to choose H , σ and β , a qualitative procedure is provided by using these values as an example. That method is simple and is not requiring a lot of observations of the concentration process.

On one hand, as mentioned at Proposition 2.3, for a level $\lambda \in]0, 1[$, in order to ensure with probability greater than $1 - \lambda$ that $|X_t - X_t^{\text{det}}| \leq x \in \mathbb{R}_+^*$ for every $t \in [0, T]$, it is sufficient to assume that $\sigma^2 \in [0, M(\lambda, x, H)]$ with

$$M(\lambda, x, H) := \frac{x^2}{2R_{H,\vartheta}(T, T) \ln(2/\lambda)}.$$

Moreover, by Corollary 2.4 :

$$\mathbb{P} [\forall t \in [0, T], C_t \in [0, 2^\gamma (C_t^{\text{det}} + x^{\gamma+1})]] \geq 1 - \lambda.$$

On the other hand, as mentioned in introduction, the Hölder regularity of the concentration process paths is continuously controlled by the Hurst parameter H .

For $H = 0.9$ and $\beta = 0.9$, the following array provides the values of $M(\lambda, x, H)$ for classical levels $\lambda = 0.01, 0.05, 0.10$:

| $x^{\gamma+1} \mid \lambda$ | 0.01 | 0.05 | 0.10 |
|-----------------------------|------|------|------|
| 0.1 | 0.26 | 0.38 | 0.46 |
| 0.2 | 0.30 | 0.43 | 0.53 |
| 0.4 | 0.36 | 0.50 | 0.61 |

On the two following figures, the paths of the process C are respectively plotted for the extreme cases $\sigma^2 = 0.26$ and $\sigma^2 = 4 > 0.61$. The concentration process paths are plotted in black and the associated deterministic model is plotted in red :

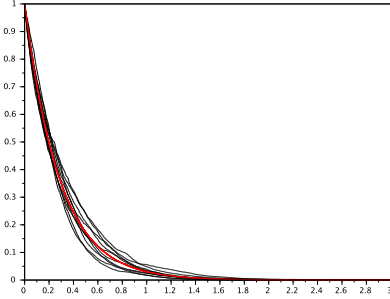


FIGURE 1. $H = 0.9$
and $\sigma^2 = 0.26$

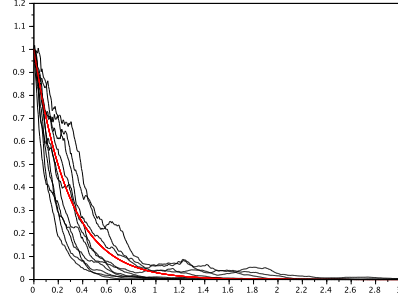


FIGURE 2. $H = 0.9$
and $\sigma^2 = 4 > 0.61$

For $H = 0.6$ and $\beta = 0.9$, the following array provides the values of $M(\lambda, x, H)$ for classical levels $\lambda = 0.01, 0.05, 0.10$:

| $x^{\gamma+1} \mid \lambda$ | 0.01 | 0.05 | 0.10 |
|-----------------------------|------|------|------|
| 0.1 | 0.70 | 1.00 | 1.23 |
| 0.2 | 0.80 | 1.15 | 1.42 |
| 0.4 | 0.92 | 1.32 | 1.63 |

On the two following figures, the paths of the process C are plotted as for $H = 0.9$:

On one hand, in order to modelize the concentration process realistically, one should

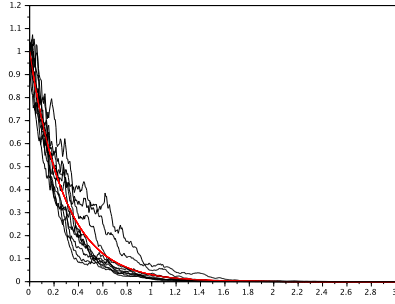


FIGURE 3. $H = 0.6$
and $\sigma^2 = 0.70$

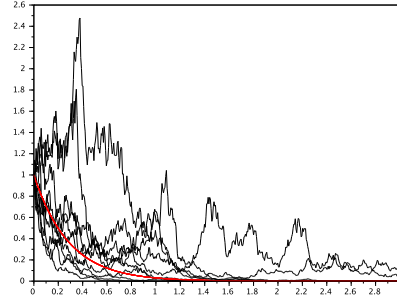


FIGURE 4. $H = 0.6$
and $\sigma^2 = 4 > 1.63$

take $H = 0.9$ and, for instance :

$$\begin{aligned} \sigma^2 &\in]0; M(0.01, 0.2^{1-\beta}, 0.9)] \\ &=]0, 0.30]. \end{aligned}$$

Indeed,

- For $H = 0.9$ with $\sigma^2 = 4 > M(0.10, 0.4^{1-\beta}, 0.9) = 0.61$, the concentration process paths seems locally regular enough, but not globally.
- For $H = 0.6$ with $\sigma^2 = M(0.01, 0.1^{1-\beta}, 0.6) = 0.70$, the concentration process paths seems globally regular enough, but not locally.
- For $H = 0.6$ with $\sigma^2 = 4 > M(0.10, 0.4^{1-\beta}, 0.6) = 1.63$, the concentration process paths seems not regular enough locally and globally.

On the other hand, in order to modelize the elimination process realistically, $\beta = 0.9$ seems to be a good choice. Indeed, if $\beta \in [0, 0.8]$, for every

$$\sigma \in [M(0.01, 0.1^{1-\beta}, 0.9); M(0.10, 0.4^{1-\beta}, 0.6)],$$

the concentration process paths seems not significantly perturbed with respect to the associated deterministic model. Then, taking $\beta = 0.9$ ensures that the value of the parameter σ can be chosen such that the following realistic condition is satisfied :

$$\mathbb{P}(\forall t \in [0, T], X_t \in [X_t^{\det} - 0.2^{1-\beta}, X_t^{\det} + 0.2^{1-\beta}]) \geq 0.99.$$

On the observed concentrations c_1, \dots, c_n , the following procedure allows to choose H , σ and β qualitatively :

- **Step 1.** Take $H \in]0.5, 1[$ sufficiently close to 1 as 0.9.
- **Step 2.** Take $\beta \in]0, 1[$. Typically $\beta \geq 0.5$ for drugs having a short half-life and $\beta \leq 0.5$ for drugs having a long half-life.
- **Step 3.** On one hand, choose a classical level $\lambda \in]0, 1[$ as 0.01 or 0.05. On the other hand, for instance, take

$$\begin{aligned} x &:= \max_{i=1}^n \left| c_i^{1-\beta} - (C_0 e^{-vt_i})^{1-\beta} \right| \\ &= \max_{i=1}^n \left| x_i - C_0^{1-\beta} e^{-v(1-\beta)t_i} \right|. \end{aligned}$$

Then, compute $M(\lambda, x, H)$.

If the value of v is unknown, since paths of the concentration process have to be moderately perturbed with respect to the associated deterministic model, it can be approximated by linear regression as in Y. Jacomet [13] (see Subsection 3.2).

- **Step 4.** Take $\sigma^2 \in]0; M(\lambda, x, H)]$ such that the concentration process paths seems regular enough locally and globally to modelize the elimination of the administered drug.

If the concentration process paths are not significantly perturbed with respect to the associated deterministic model for classical levels $\lambda \in]0, 1[$, then go to the second step and choose a greater value of the parameter β . If the concentration process paths are not globally regular enough for classical levels $\lambda \in]0, 1[$, then go to the second step and choose a smaller value of the parameter β .

3.2. Parameters estimation. On one hand, consider the following values of the parameters involved in equation (1) :

| Parameters | Values |
|------------|--------------------|
| T | 200h |
| β | 0.9 |
| v | 3.5h^{-1} |
| H | 0.9 |
| σ^2 | 0.26 |
| C_0 | 1g |
| n | 2000 |

For these values of the parameters, the following figure illustrates the convergence of the estimator \hat{v}_T of the elimination constant v provided at Proposition 2.5. Estimations are plotted in black and the real value of v is plotted in red :

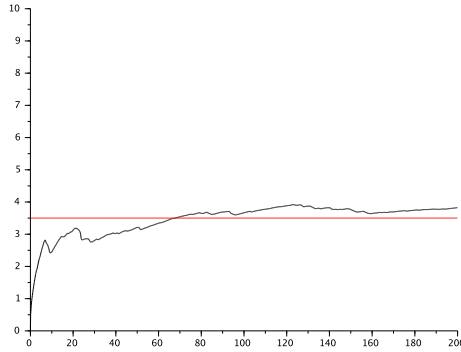


FIGURE 5. $\hat{v}_{t_i}(\omega)$ for $i = 1, \dots, n$

If the number n of observations is insufficient, since paths of the concentration process have to be moderately perturbed with respect to the associated deterministic model, one can take as in Y. Jacomet [13] :

$$v \approx - \frac{\text{cov}(t_1, \dots, t_n; y_1, \dots, y_n)}{\text{var}(t_1, \dots, t_n)}$$

where $y_i := \log[c_i(1 - c_i)]$ for $i = 1, \dots, n$.

On the other hand, consider the following values of the parameters involved in the expression of the estimator \hat{H}_ε of the Hurst parameter H provided at Proposition 2.7 :

| Parameters | Values |
|---------------|-------------------------|
| ε | 0.1 |
| m | 10 |
| r_i | $i/m ; i = 1, \dots, m$ |
| T | 3h |
| n | $20j ; j = 1, \dots, 9$ |

The other parameters involved in equation (1) are unchanged.

With the classic regularization kernel defined at Appendix B, the following figure illustrates the convergence of the estimator \hat{H}_ε . Estimations are plotted in black and the real value of H is plotted in red :

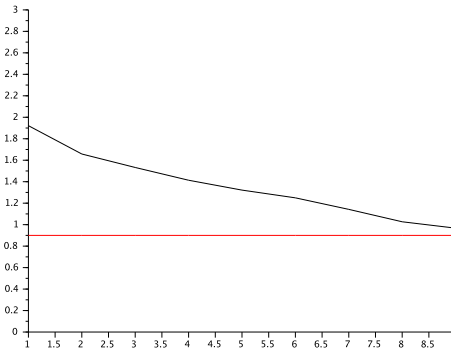


FIGURE 6. \hat{H}_ε for $n = 20j$ and $j = 1, \dots, 9$

In general, estimators \hat{H}_ε and $\hat{\sigma}_\varepsilon$ require a lot of observed concentrations. For instance, on Figure 7, \hat{H}_ε is not providing a good estimation of the real value of the Hurst parameter H before $n = 180$.

The qualitative procedure provided at Subsection 3.1 is an alternative for choosing H and σ with few observed concentrations.

4. DISCUSSION AND PERSPECTIVES

The stochastic model studied in that paper is a natural extension of usual deterministic models used in pharmacokinetics, it has smooth enough paths to take realistically in account the random component of the elimination process, and its explicit expression together with Decreusefond-Lavaud method allow to simulate it easily. As mentioned at Section 3, estimators of parameters v , H and σ provide good estimations for large sets of observed concentrations. For small sets of observations, the qualitative procedure described at Subsection 3.1 is simple and seems quite efficient. For these reasons, the model could be used in clinical applications.

Assume that the therapeutic response R_t to the administered drug at time $t \in [0, \tau_0]$ satisfies $R_t := F(C_t, O_t)$, where $F \in C^1(\mathbb{R}^2; \mathbb{R})$ and O is a stochastic process with \mathbb{R} -valued paths that doesn't depend on the initial concentration $C_0 = A/V$. The random variable C_t is derivable with respect to $C_0 > 0$ and

$$\frac{\partial R_t}{\partial C_0} = C_0^{-\beta} \left[C_0^{1-\beta} + \sigma B_t^H(\vartheta) \right]^\gamma e^{-vt} \partial_1 F(C_t, O_t).$$

Since $\partial R_t / \partial C_0$ and $\partial_1 F(C_t, O_t)$ have the same sign, for well chosen F and O , elementary differential calculus arguments allow to compute the dose that maximises the therapeutic response R_t .

Since the stochastic process C seems to modelize the elimination process more realistically than the deterministic function C^{det} , the perspective of clinical applications described above could be interesting for potentially toxic drugs.

For instance, the elimination of the ketamine that is potentially neurotoxic but more effective than classic antidepressant in the treatment of major depressive disorders (cf. G.E. Correll and G.E. Futter [4]), could be modelized by the stochastic model studied in that paper. Then, to choose F and O such that R_t modelizes the Hamilton rating scale or the Beck depression inventory at time t could allow to compute the dose of ketamine that maximises the antidepressant effect and minimizes the neurotoxic effect of the ketamine.

APPENDIX A. FRACTIONAL BROWNIAN MOTION

Essentially inspired by D. Nualart [19] and, L. Decreasefond and A.S. Ustünel [7], this section gives basics on the fractional Brownian motion B^H of Hurst parameter $H \in]1/2, 1[$, its reproducing kernel Hilbert space and the fractional Young/Wiener integral with respect to B^H .

On Gaussian processes, the reader can refer to J. Neveu [18].

For a time $T > 0$ arbitrarily chosen, consider

$$\Delta_T := \{(s, t) \in [0, T]^2 : s < t\}.$$

Definition A.1. *A fractional Brownian motion of Hurst parameter $H \in]0, 1[$ is a centered Gaussian process B^H of covariance function R_H defined by :*

$$R_H(s, t) := \frac{1}{2}(s^{2H} + t^{2H} - |t - s|^{2H}) ; s, t \in [0, T].$$

The process B^H is a semi-martingale if and only if $H = 1/2$ (cf. [19], Proposition 5.1.1). Then, it is not possible to integrate with respect to B^H in the sense of Itô. However, since

$$\mathbb{E}(|B_t^H - B_s^H|^2) = |t - s|^{2H}$$

for every $s, t \in [0, T]$, the Kolmogorov continuity criterion ensures that B^H has α -Hölder continuous paths with $\alpha \in]0, H[$. Therefore, for any stochastic process X with β -Hölder continuous paths such that $\alpha + \beta > 1$, it is possible to integrate X with respect to B^H in the sense of Young.

About the Young integral, that extends the classic Riemann-Stieljès integral, the reader can refer to A. Lejay [15].

In the sequel, assume that $H \in]1/2, 1[$ and put $\alpha_H := H(2H - 1)$. The vector space

$$\mathcal{H} := \left\{ h \in L^2([0, T]; dt) : \alpha_H \int_0^T \int_0^T |t - s|^{2(H-1)} h(s)h(t) ds dt < \infty \right\},$$

equipped with the scalar product $\langle \cdot, \cdot \rangle_{\mathcal{H}}$ defined by

$$\langle \varphi, \psi \rangle_{\mathcal{H}} := \alpha_H \int_0^T \int_0^T |t - s|^{2(H-1)} \varphi(s)\psi(t) ds dt ; \varphi, \psi \in \mathcal{H},$$

is the reproducing kernel Hilbert space of B^H .

Proposition A.2. *There exists a standard Brownian motion B such that :*

$$B_t^H = \int_0^t K_H(t, s) dB_s ; t \in [0, T]$$

where

$$K_H(t, s) := c_H s^{1/2-H} \int_s^t (u-s)^{H-3/2} u^{H-1/2} du ; (s, t) \in \Delta_T$$

and $c_H > 0$ denotes a deterministic constant only depending on H .

$$\mathbf{B}^H(h) := \int_0^T (K_H^* h)(t) dB_t ; h \in \mathcal{H}$$

where

$$(K_H^* h)(s) := \int_s^T \varphi(t) \frac{\partial K_H}{\partial t}(t, s) dt ; s \in [0, T]$$

is defining an iso-normal Gaussian process on \mathcal{H} called Wiener integral with respect to B^H .

That proposition summarizes several results proved at D. Nualart [19], Section 5.1.3.

On one hand, as an iso-normal Gaussian process, the Wiener integral defined at Proposition A.2 satisfies :

$$\forall \varphi, \psi \in \mathcal{H}, \mathbb{E} [\mathbf{B}^H(\varphi) \mathbf{B}^H(\psi)] = \langle \varphi, \psi \rangle_{\mathcal{H}}.$$

On the other hand, Hölder continuous functions on $[0, T]$ belong to \mathcal{H} . Then, for any (deterministic) β -Hölder continuous function $h : [0, T] \rightarrow \mathbb{R}$ such that $\alpha + \beta > 1$, the Young integral of h with respect to B^H on $[0, T]$ is matching with the Wiener integral $\mathbf{B}^H(h)$.

There are many methods to simulate sample paths of a fractional Brownian motion. The most popular methods are the Wood-Chang algorithm (exact method) and the wavelet-based simulation (approximate method). Refer to T. Dieker [9] for a survey on simulation of fractional Brownian motion.

That appendix concludes on the Decreusefond-Lavaud method (cf. L. Decreusefond and N. Lavaud [6]), particularly easy to implement. It is based on the Volterra's representation of B^H provided at Proposition A.2. For $i = 0, \dots, n$, consider $t_i = iT/n$, and then

$$\begin{aligned} B_{t_i}^H &\approx \sum_{j=0}^{i-1} (t_i - t_j)^{H-1/2} \Delta B_{t_j} \\ &= \sum_{j=0}^{i-1} (i-j)^{H-1/2} (T/n)^H \xi_j \end{aligned}$$

by putting $\Delta B_{t_j} := (T/n)^{1/2} \xi_j$ for $j = 0, \dots, n-1$, where ξ_0, \dots, ξ_{n-1} are n independent random variables of identical distributions $\mathcal{N}(0, 1)$.

APPENDIX B. FOURIER ANALYSIS

Essentially inspired by C. Gasquet et P. Witomski [11], this section gives basics on Fourier analysis.

Definition B.1. *The Fourier transform of $f \in L^1(\mathbb{R}; dx)$ is the function $\hat{f} : \mathbb{R} \rightarrow \mathbb{R}$ such that :*

$$\forall \omega \in \mathbb{R}, \hat{f}(\omega) := \int_{\mathbb{R}} f(x) e^{-2i\pi\omega x} dx.$$

The function \hat{f} is continuous, bounded and

$$\lim_{\omega \rightarrow \pm\infty} \hat{f}(\omega) = 0.$$

Definition B.2. Let f and g be two functions belonging to $L^1(\mathbb{R}; dx)$. The convolution of f and g is the function $f * g \in L^1(\mathbb{R}; dx)$ such that :

$$\begin{aligned} \forall x \in \mathbb{R}, (f * g)(x) &:= \int_{\mathbb{R}} f(t)g(x-t)dt \\ &= \int_{\mathbb{R}} f(x-t)g(t)dt. \end{aligned}$$

Proposition B.3. Consider $f \in L^1(\mathbb{R}; dx)$ and $g \in C^p(\mathbb{R}; \mathbb{R})$ with $p \in \mathbb{N}^*$. If g is bounded with bounded derivatives, $f * g \in C^p(\mathbb{R}; \mathbb{R})$ and $(f * g)^{(k)} = f * g^{(k)}$ for $k = 1, \dots, p$.

Refer to C. Gasquet et P. Witomski [11], Proposition 21.2.1 for a proof.

Definition B.4. A regularization kernel is a function φ belonging to $C^\infty(\mathbb{R}; \mathbb{R}_+)$ such that :

$$\int_{\mathbb{R}} \varphi(x)dx = 1.$$

By Proposition B.3, such a kernel φ allows to regularize any function $f \in L^1(\mathbb{R}; dx)$ by replacing it by $\varphi * f \in C^\infty(\mathbb{R}; \mathbb{R})$.

The map $\varphi : \mathbb{R} \rightarrow \mathbb{R}_+$ defined by

$$\varphi(x) := \begin{cases} \frac{1}{c} \exp\left(-\frac{1}{1-x^2}\right) & \text{if } |x| \leq 1 \\ 0 & \text{if } |x| > 1 \end{cases}$$

with

$$c := \int_{-1}^1 \exp\left(-\frac{1}{1-x^2}\right) dx$$

is a regularization kernel frequently used.

The following proposition allows to approximate any function of $L^1(\mathbb{R}; dx)$ by a sequence of functions belonging to $C^\infty(\mathbb{R}; \mathbb{R}_+)$ with compact supports.

Proposition B.5. Consider a regularization kernel with compact support $\varphi : \mathbb{R} \rightarrow \mathbb{R}_+$, and $\varphi_\varepsilon(\cdot) := 1/\varepsilon \varphi(\cdot/\varepsilon)$ for every $\varepsilon \in \mathbb{R}_+^*$. For any function $f \in L^1(\mathbb{R}; dx)$,

$$\lim_{\varepsilon \rightarrow 0} \int_{\mathbb{R}} |(\varphi_\varepsilon * f)(x) - f(x)| dx = 0.$$

In particular, if f is continuous,

$$\lim_{\varepsilon \rightarrow 0} \sup_{x \in I} |(\varphi_\varepsilon * f)(x) - f(x)| = 0$$

for every compact interval $I \subset \mathbb{R}$.

Refer to C. Gasquet et P. Witomski [11], Théorème 21.3.3 for a proof.

APPENDIX C. PROOFS

At Lemma 2.1, the covariance function of the fractional Ornstein-Uhlenbeck process X is calculated by using the construction of the reproducing kernel Hilbert space \mathcal{H} and the Wiener integral with respect to B^H defined at Appendix A, without the integration by parts formula for the Riemann integral. Proposition 2.3 allows to control, in probability, the uniform distance between the process X and the solution

of the associated ordinary differential equation.

Proof of Lemma 2.1. For every $t \in \mathbb{R}_+$,

$$B_t^H(\vartheta) = \mathbf{B}^H(\vartheta \mathbf{1}_{[0,t]})$$

where \mathbf{B}^H is the Wiener integral with respect to B^H , defined at Proposition A.2. Then, $B^H(\vartheta)$ is a centered Gaussian process, and for every $s, t \in \mathbb{R}_+$,

$$\begin{aligned} R_{H,\vartheta}(s,t) &= \langle \vartheta \mathbf{1}_{[0,s]}; \vartheta \mathbf{1}_{[0,t]} \rangle_{\mathcal{H}} \\ &= \alpha_H \int_0^s \int_0^t |u-v|^{2(H-1)} \vartheta_u \vartheta_v du dv. \end{aligned}$$

Since

$$X_t = \left[C_0^{1-\beta} + \sigma B_t^H(\vartheta) \right] e^{-v(1-\beta)t}; \quad t \in \mathbb{R}_+,$$

the covariance function R_X satisfies :

$$\begin{aligned} R_X(s,t) &= \sigma^2 e^{-v(1-\beta)(s+t)} R_{H,\vartheta}(s,t) \\ &= \alpha_H \sigma^2 (1-\beta)^2 \int_0^s \int_0^t |u-v|^{2(H-1)} e^{-v(1-\beta)[(t-u)+(s-v)]} du dv \end{aligned}$$

for every $s, t \in \mathbb{R}_+$. \square

Proof of Proposition 2.3. For every $t \in \mathbb{R}_+$,

$$X_t - X_t^{\det} = v(1-\beta) \int_0^t (X_s - X_s^{\det}) ds + \sigma(1-\beta) B_t^H.$$

Then, $X - X^{\det}$ is an Ornstein-Uhlenbeck process, and

$$X_t - X_t^{\det} = \sigma B_t^H(\vartheta) e^{-v(1-\beta)t}.$$

Since $X - X^{\det}$ is a centered Gaussian process with bounded paths on $[0, T]$ ($T > 0$),

$$\forall x \in \mathbb{R}_+^*, \quad \mathbb{P} \left(\|X - X^{\det}\|_{\infty, T} > x \right) \leq 2 \exp \left[-\frac{x^2}{2(\sigma^*)^2} \right]$$

by Borell's inequality (cf. R.J. Adler [1], Theorem 2.1), where

$$\begin{aligned} (\sigma^*)^2 &:= \sup_{t \in [0, T]} \mathbb{E}(|X_t - X_t^{\det}|^2) \\ &= \sigma^2 R_{H,\vartheta}(T, T). \end{aligned}$$

That achieves the proof. \square

Proof of Corollary 2.4. Consider $x > 0$ and $T > 0$. On one hand, by Proposition 2.3 :

$$(4) \quad \mathbb{P} \left(\|X - X^{\det}\|_{\infty, T} \leq x \right) \geq 1 - 2 \exp \left[-\frac{x^2}{2\sigma^2 R_{H,\vartheta}(T, T)} \right].$$

On the other hand, let ω be an element of Ω such that $\|X(\omega) - X^{\det}\|_{\infty, T} \leq x$. In other words, for every $t \in [0, T]$,

$$X_t^{\det} - x \leq |X_t(\omega)| \leq X_t^{\det} + x$$

and so, by Jensen's inequality :

$$\begin{aligned} 0 \leq C_t(\omega) &\leq |X_t^{\det} + x|^{\gamma+1} \\ &\leq 2^\gamma (|X_t^{\det}|^{\gamma+1} + x^{\gamma+1}) \\ &= 2^\gamma (C_t^{\det} + x^{\gamma+1}). \end{aligned}$$

Therefore,

$$\{\|X - X^{\det}\|_{\infty, T} \leq x\} \subset \{\forall t \in [0, T], C_t \in [0, 2^\gamma(C_t^{\det} + x^{\gamma+1})]\}.$$

That achieves the proof by inequality (4). \square

Proof of Proposition 2.6. The ergodic theorem provided by A. Neuenkirch and S. Tindel at [17], Proposition 2.3 allows to conclude if f is in addition continuously differentiable. However, in the particular case of the fractional Ornstein-Uhlenbeck process, let show that the condition of Proposition 2.6 is sufficient.

Since Y is a centered, stationary and ergodic Gaussian process (cf. P. Cheridito et al. [3]), by the Birkhoff-Chintchin ergodic theorem together with the Fernique theorem :

$$\frac{1}{T} \int_0^T f(Y_t) dt \xrightarrow[T \rightarrow \infty]{\text{a.s.}} \mathbb{E}[f(Y_0)] < \infty.$$

In order to conclude, it is sufficient to show that

$$\delta_T := \frac{1}{T} \left| \int_0^T f(X_t) dt - \int_0^T f(Y_t) dt \right| \xrightarrow[T \rightarrow \infty]{\text{a.s.}} 0,$$

because $X_t = Y_t + (X_0 - Y_0)e^{-v(1-\beta)t}$; $t \in \mathbb{R}_+$.

For $T > 0$ arbitrarily chosen :

$$\begin{aligned} \delta_T &\leq \frac{1}{T} \int_0^T \left| f\left[Y_t + (X_0 - Y_0)e^{-v(1-\beta)t}\right] - f(Y_t) \right| dt \\ (5) \quad &\leq \frac{1}{T} \sum_{i=1}^n |X_0 - Y_0|^{a_i} \int_0^T p_i(Y_t) e^{-a_i v(1-\beta)t} dt \end{aligned}$$

where $p_i(x) := c_i(1 + |x|)^{b_i}$; $x \in \mathbb{R}$, $i \in \{1, \dots, n\}$.

For $i = 1, \dots, n$, by the Cauchy-Schwarz inequality :

$$\frac{1}{T} \int_0^T p_i(Y_t) e^{-a_i v(1-\beta)t} dt \leq \left[\frac{1}{T} \int_0^T p_i^2(Y_t) dt \right]^{1/2} \left[\frac{1}{T} \int_0^T e^{-2a_i v(1-\beta)t} dt \right]^{1/2} \xrightarrow[T \rightarrow \infty]{\text{a.s.}} 0,$$

because

$$\frac{1}{T} \int_0^T e^{-2a_i v(1-\beta)t} dt = -\frac{1}{2a_i v(1-\beta)T} \left[e^{-2a_i v(1-\beta)T} - 1 \right] \xrightarrow[T \rightarrow \infty]{} 0$$

and

$$\frac{1}{T} \int_0^T p_i^2(Y_t) dt \xrightarrow[T \rightarrow \infty]{\text{a.s.}} \mathbb{E}[p_i^2(Y_0)] < \infty$$

by the Birkhoff-Chintchin ergodic theorem together with the Fernique theorem. \square

REFERENCES

- [1] R.J. Adler. *An Introduction to Continuity, Extrema, and Related Topics for General Gaussian Processes*. Institute of Mathematical Statistics, Lecture Notes-Monograph Series, Vol. 12, 1990.
- [2] C. Berzin and J.R. Léon. *Estimation in Models Driven by Fractional Brownian Motion*. Annales de l'Institut Henri Poincaré, Vol. 44(2), 191-213, 2008.
- [3] P. Cheridito, H. Kawaguchi and M. Maejima. *Fractional Ornstein-Uhlenbeck Processes*. Electronic Journal of Probability, Vol. 8(3), pp. 1-14, 2003.
- [4] G.E. Correll and G.E. Futter. *Two Case Studies of Patients with Major Depressive Disorder Given Low-Dose (Subanesthetic) Ketamine Infusions*. Pain Medicine, vol. 7, 2006.
- [5] D. D'Argenio and K. Park. *Uncertain Pharmacokinetics/Pharmacodynamic Systems : Design, Estimation and Control*. Control. Eng. Practice 5, 1707-1716, 1997.
- [6] L. Decreusefond and N. Lavaud. *Simulation of the Fractional Brownian Motion and Application to Fluid Queue*. Proceedings of the ATNAC'96 conference, 1996.
- [7] L. Decreusefond and A.S. Ustünel. *Stochastic Analysis of the Fractional Brownian Motion*. Potential Analysis 10:177-214, 1999.
- [8] M. Delattre and M. Lavielle. *Pharmacokinetics and Stochastic Differential Equations : Model and Methodology*. Annual Meeting of the Population Approach Group in Europe, 2011.
- [9] T. Dieker. *Simulation of Fractional Brownian Motion*. Master thesis, University of Twente, 2004.
- [10] S. Donnet and A. Samson. *A Review on Estimation of Stochastic Differential Equations for Pharmacokinetic/Pharmacodynamic Models*. Adv. Drug. Deliv. Rev, 65(7):929-939, 2013.
- [11] C. Gasquet et P. Witomski. *Analyse de Fourier et applications. Filtrage, calcul numérique et ondelettes*. Sciences Sup, Dunod, 2000.
- [12] Y. Hu and D. Nualart. *Parameter Estimation for Fractional Ornstein-Uhlenbeck Processes*. Statistics and Probability Letters, 80(11-12):1030-1038, 2010.
- [13] Y. Jacomet. *Pharmacocinétique. Tomes I et II*. Université de Nice, U.E.R. de Médecine, Service de pharmacologie expérimentale et clinique, Ellipses, 1989.
- [14] K. Kalogeropoulos, N. Demiris and O. Papaspiliopoulos. *Diffusion-driven models for physiological processes*. International Workshop on Applied Probability (IWAP), 2008.
- [15] A. Lejay. *Controlled Differential Equations as Young Integrals : A Simple Approach*. Journal of Differential Equations 248, 1777-1798, 2010.
- [16] N. Marie. *A Generalized Mean-Reverting Equation and Applications*. Submitted, preprint on arXiv:1208.1165v4, 2012.
- [17] A. Neuenkirch and S. Tindel. *A Least Square-Type Procedure for Parameter Estimation in Stochastic Differential Equations with Additive Fractional Noises*. arXiv:1111.1816v1, 2011.
- [18] J. Neveu. *Processus aléatoires gaussiens*. Presses de l'Université de Montréal, 1968.
- [19] D. Nualart. *The Malliavin Calculus and Related Topics. Second Edition*. Probability and Its Applications, Springer, 2006.