

Estimation of phase diffusion rates in a condensate interferometer using the Gross-Pitaevskii Equation

A. Fallon, R. H. Leonard and C. A. Sackett

*Physics Department, University of Virginia, Charlottesville, VA 22904**

(Dated: July 18, 2022)

Abstract

Atom interferometers using Bose-Einstein condensates are fundamentally limited by a phase diffusion process that arises from atomic interactions. The Gross-Pitaevskii equation is here used to accurately calculate the diffusion rate for a Bragg interferometer. It is seen to agree with a Thomas-Fermi approximation at large atom numbers and a perturbative approximation at low atom numbers. The diffusion times obtained are generally longer than the coherence times observed in experiments to date.

PACS numbers:

arXiv:1310.8306v1 [cond-mat.quant-gas] 30 Oct 2013

*Electronic address:

I. INTRODUCTION

Atom interferometry is a useful technique for a variety of precision measurements [1, 2]. The extension of atom interferometry to Bose-Einstein condensates offers several potential advantages, most particularly the ability to create an interferometer using trapped atoms [3–6]. This can permit long interaction times while avoiding the complication of having the atoms fall in gravity. In addition, the trapping potential can shape the atomic trajectories into rings or other geometries so as to optimize the interferometer performance for a particular purpose [7].

Different approaches to condensate interferometry can be considered, based on the method used to split the initial condensate into two spatially distinct wave packets. One successful approach is to expose the condensate to an off-resonant standing wave laser beam with wave number k [3–5]. Bragg scattering can then generate momentum kicks of $\pm 2\hbar k$, producing two packets moving in opposite directions. The light pulse must be short and non-adiabatic with respect to the atomic motion. This provides a simple and robust splitting scheme that is similar to techniques often used with thermal atoms [1, 2].

One drawback of condensate interferometry is that atoms in a condensate interact relatively strongly due to their high density compared to most thermal atom sources. These interactions can lead to a process known as phase diffusion [8–14]. When a condensate with N atoms is optically split, the resulting packets will have a mean atom number of $N/2$ but Poissonian fluctuations $\Delta N \approx N^{1/2}$. Since the energy of an interacting packet depends on its atom number, the number fluctuations make the energy uncertain. This leads in turn to uncertainty in the quantum phase evolution and thus noise in the atom interferometer measurement. The interaction phase increases with time, so the overall effect is to impose a limit on the usable measurement time of a condensate interferometer. As the ability to achieve long interaction times is one of the key advantages of a condensate interferometer, it is imperative to know how stringent the phase diffusion limit really is.

Progress on this question has recently been made by Ilo-Okeke and Zozulya (IZ) [15]. They establish that in the limit of large atom number N , the interferometer visibility V can be well approximated by

$$V = \exp(-2\xi^2 N) \tag{1}$$

where ξ is an interaction phase

$$\xi = \frac{1}{\hbar} \int_0^T g dt \quad (2)$$

and g parametrizes the interactions as

$$g = \frac{2\pi\hbar^2 a}{m} \int |\psi|^4 d^3r. \quad (3)$$

Here T is the interferometer measurement time, a is the s-wave scattering length, m is the atomic mass, and $\psi(\mathbf{r}, t)$ is the wave function of a packet in the interferometer, normalized to one.

To get an actual value for the diffusion rate, IZ used a simple Thomas-Fermi approximation for ψ in (3). While this should predict how the visibility scales with various parameters, the actual decoherence time might differ by a significant factor from this estimate. In this paper, we present higher accuracy predictions for the phase diffusion rate by numerically solving the Gross-Pitaevskii equation to obtain a realistic $\psi(\mathbf{r}, t)$. We are able to confirm some of the assumptions in the IZ derivation, and we can compare the more precise results to the simpler Thomas-Fermi model. We find that the Thomas-Fermi result is accurate in the limit of strong interactions, but it naturally becomes less useful as the interaction strength is reduced. In the weakly interacting limit, a perturbative result becomes accurate instead.

II. GROSS-PITAEVSKII EQUATION

In the mean field approximation, the packet wave functions are governed by the Gross-Pitaevskii equation [16]

$$i\hbar \frac{d\psi}{dt} = \left[-\frac{\hbar^2}{2m} \nabla^2 + V_{\text{trap}}(\mathbf{r}) + \frac{4\pi\hbar^2 a}{m} |\psi|^2 \right] \psi. \quad (4)$$

Here $V_{\text{trap}}(\mathbf{r})$ represents the three dimensional trapping potential in which the packets move. In accord with most experimental efforts, we assume it to be harmonic,

$$V_{\text{trap}}(\mathbf{r}) = \frac{m}{2} (\omega_x^2 x^2 + \omega_y^2 y^2 + \omega_z^2 z^2). \quad (5)$$

The mean trap frequency is then $\omega \equiv (\omega_x \omega_y \omega_z)^{1/3}$. We consider ^{87}Rb atoms with scattering length $a = 5.77$ nm.

In an interferometer experiment, the initial condensate is the equilibrium solution to (4) with N atoms, $\psi_0(\mathbf{r})$. The optical pulse splits this into two packets ψ_+ and ψ_- moving at

velocity $\pm 2\hbar k/m$ along z . As the packets move apart, they initially interact with each other. However, in a long-duration interferometer the time that the packets interact is only a small fraction of the total. We therefore neglect this interaction effect, as did IZ. Instead we solve (4) for a single packet $\psi_+(\mathbf{r}, t)$ with an atom number N_+ typically near $N/2$, and an initial state $\psi_+(\mathbf{r}, 0) = \psi_0(\mathbf{r})$. By using a Galilean transformation to the frame of the moving packet, we can treat ψ_+ as being at rest. However, since the equilibrium wave function depends on the atom number, the time evolution of ψ_+ remains nontrivial.

To perform the calculation, we first determine ψ_0 using an imaginary-time propagation technique [17]. We use the Thomas-Fermi wave function as an initial guess and propagate until the energy converges. The atom number is then suddenly reduced to N_+ and the equation is propagated forward in real time.

For propagation, we use the Strang-splitting technique outlined in [18], which is a mixed Fourier and real-space approach. We use a three-dimensional grid of 128^3 points, restricted to one octant by symmetry. Depending on the parameters, a simulation takes about an hour to run on a typical desktop computer.

Figure 1 shows a typical result for the rms packet width as a function of time. Since the packet is initially out of equilibrium, we observe large amplitude oscillations in all three dimensions. The dominant observed frequencies are the quadrupole modes [16], but these oscillations are anharmonic, leading to the complex structure shown.

III. PHASE DIFFUSION

The phase diffusion effect does not appear in the Gross-Pitaevskii equation (4), since phase diffusion requires a superposition of different atom numbers. However, the solution for the packet wave function ψ_+ makes evaluation of the IZ visibility, Eq. (1), straightforward. In fact, the IZ calculation assumes that the wave function ψ_{\pm} do not depend on the precise value of N_{\pm} , and that the number sensitivity enters only through the phase evolution. This assumption is essential for obtaining the simple result (1). On the one hand, it is reasonable since the fluctuations in atom number, of order \sqrt{N} , are very small compared to N_+ in the typical case $N \gg 1$. On the other hand, the Gross-Pitaevskii equation does depend on the atom number, so after a sufficiently long time wave functions ψ_+ and ψ_- should begin to diverge for $N_+ \neq N_-$. These views are consistent if the time required for the wave

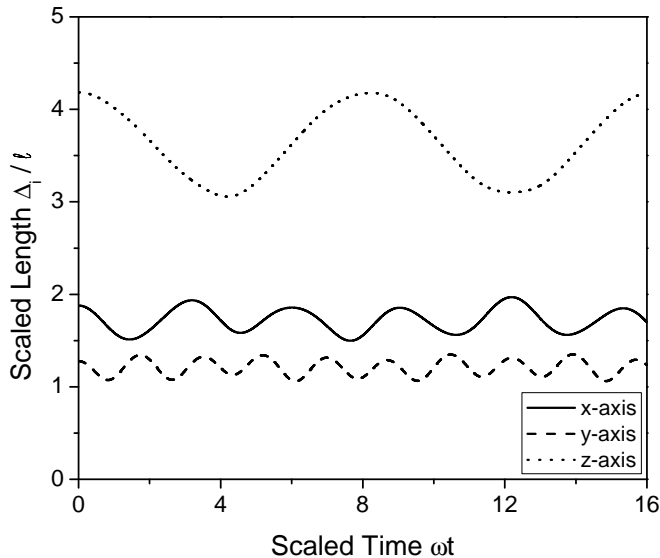


FIG. 1: Packet dynamics in a condensate interferometer. The graph shows the results obtained by numerical solution of the Gross-Pitaevskii equation for a ^{87}Rb condensate with initial atom number $N = 10^4$ in a harmonic trap with frequencies $(\omega_x, \omega_y, \omega_z) = 2\pi \times (3, 5, 1.2)$ Hz. Here the Δ_i are the root-mean-square widths along direction i of the packet, scaled by the harmonic oscillator length $\ell = \sqrt{\hbar/m\omega}$. At time $t = 0$ the number of atoms is suddenly reduced by a factor of two at time $t = 0$.

functions to diverge is long compared to the phase diffusion time. We were able to verify this assumption.

To make this check, we calculated the overlap $|\langle \psi_+ | \psi_- \rangle|^2$ between a packet with $N_+ = N/2 + \sqrt{N}$ and another with $N_- = N/2 - \sqrt{N}$. The results are shown in Fig. 2 for two sets of parameters. The first corresponds to the experiments of [4]. Here the overlap remains close to one at all times. The second parameters correspond to the experiments of [5]. Here the overlap does decrease, though only by about 15% at most. The time scale for the decrease is several seconds, which is about an order of magnitude longer than the diffusion time calculated below. The revival of the overlap at $T = 17$ s is due to a rephasing of the packet oscillation modes.

These two sets of parameters represent the weakest and strongest interaction strengths so far realized in this type of experiment. We therefore confirm that under typical conditions,

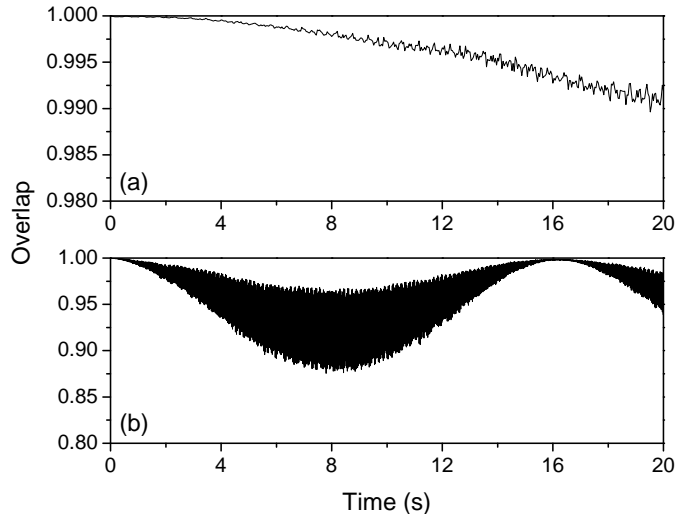


FIG. 2: Dependence of wave packet evolution on condensate number. The plots show the overlap $|\langle\psi_+|\psi_-\rangle|^2$ between two wave packets evolving as in Fig. 1, but where ψ_{\pm} has an atom number of $N/2 \pm \sqrt{N}$. Graph (a) uses $N = 10^4$ Rb atoms and $(\omega_x, \omega_y, \omega_z) = 2\pi \times (3, 5, 0.2)$ Hz, corresponding to the experiments of [22]. Graph (b) uses $N = 3 \times 10^3$ Rb atoms in a trap with $(\omega_x, \omega_y, \omega_z) = 2\pi \times (60, 60, 17)$ Hz, corresponding the experiments of [5]. The curve in (b) appears thick due to rapid oscillations at the trap frequency time scale.

the assumption used by IZ is valid.

IZ calculate a Thomas-Fermi approximation for ξ in (2),

$$\xi \approx 0.64 \left(\frac{a}{\ell}\right)^{2/5} \omega T N^{-3/5} \quad (6)$$

where $\ell \equiv (\hbar/m\omega)^{1/2}$ and the numerical factor is $(1800/16807)^{1/5}$. It is also possible to evaluate ξ in the limit of small interactions, where ψ_+ can be approximated by the non-interacting harmonic oscillator wave function. Here we obtain

$$\xi \approx \frac{1}{\sqrt{2\pi}} \frac{a\omega T}{\ell}. \quad (7)$$

In both of these cases, ξ depends linearly on T , leading to a visibility that decays as

$$V = \exp\left(-\frac{2T^2}{\tau^2}\right) \quad (8)$$

for a diffusion time τ . The Thomas-Fermi approximation gives

$$\tau_{\text{TF}} = 1.56 \left(\frac{\ell}{a}\right)^{2/5} \frac{N^{1/10}}{\omega}. \quad (9)$$

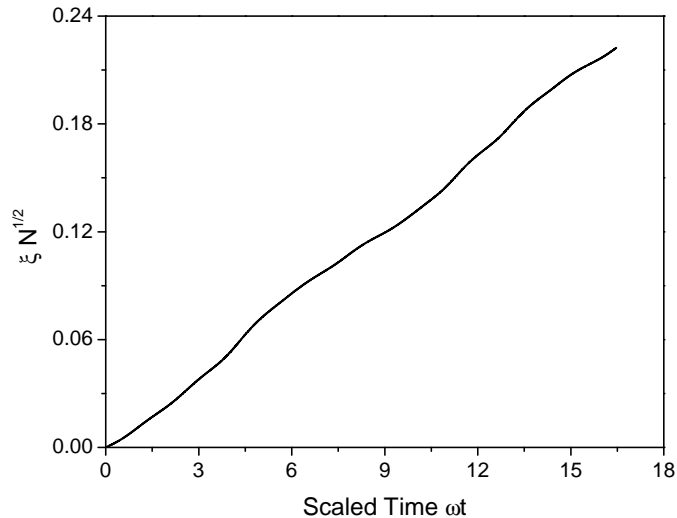


FIG. 3: Time evolution of the interaction phase. The phase parameter ξ of (3) is calculated for $N = 10^4$ ^{87}Rb atoms in a trap with $(\omega_x, \omega_y, \omega_z) = 2\pi \times (3, 5, 1.2)$ Hz. The dominant behavior is the linear increase in time. The oscillations around this behavior are small enough to neglect without significant loss of accuracy.

while the weak interaction limit gives

$$\tau_0 = \sqrt{2\pi} \frac{\ell}{a\omega N^{1/2}}. \quad (10)$$

In general, however, ξ has a more complicated time dependence since g can exhibit oscillations as the packet evolves. These oscillations are in fact fairly modest under all the conditions we considered, as illustrated in Fig. 3. We therefore approximate ξ with a linear fit and obtain a diffusion time

$$\tau = N^{-1/2} \left\langle \frac{d\xi}{dt} \right\rangle^{-1}. \quad (11)$$

IV. DIFFUSION TIME RESULTS

We investigated how the diffusion time depends on the various parameters. Figure 4 illustrates the dependence on atom number N , trap frequency ω , and trap asymmetry $\lambda = \omega_x/\omega_z$ for a cylindrical trap with $\omega_y = \omega_x$. The general trends agree with expectations: The diffusion time scales rapidly with ω since a tighter trap leads to higher atom density.

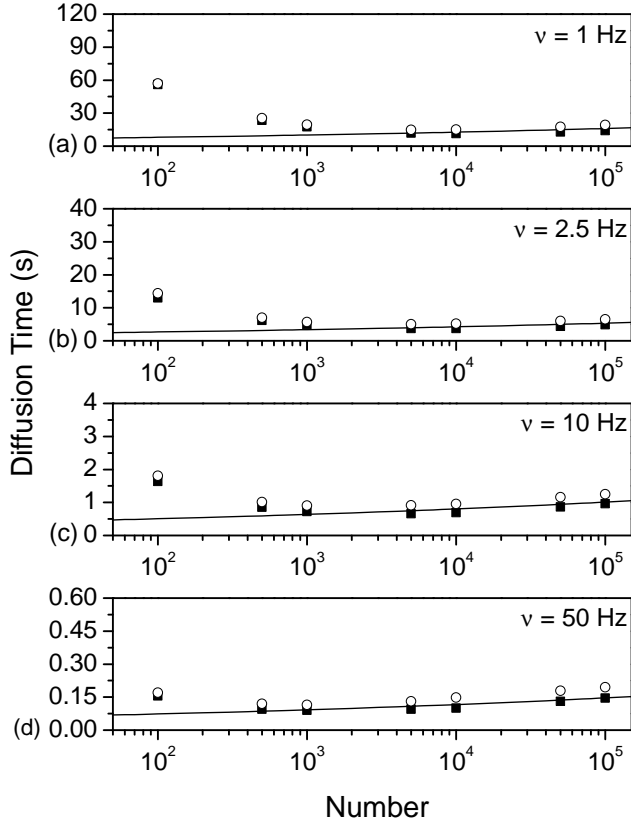


FIG. 4: Numerical results for phase diffusion time under various conditions indicated. Here ν indicates the mean trap frequency $\omega/2\pi$. Open circles use $\lambda = \omega_\rho/\omega_z = 5$ and closed squares use $\lambda = 1$. The solid curves show the approximate Thomas-Fermi result.

For large atom numbers, τ increases slowly with N owing to the interplay between the increasing density in the Thomas-Fermi wave function and the decreasing relative impact of the \sqrt{N} number fluctuations. The diffusion time also increases at low atom numbers as the interaction are reduced. The diffusion time depends only weakly on the trap symmetry, in accord with the Thomas-Fermi result and weak-interaction results.

As seen, the results agree well with the Thomas-Fermi approximation at larger N , where the approximation is expected to hold. At low N , the results converge to the weak-interaction result. The crossover between these regimes is governed by the healing length $\zeta = (8\pi na)^{-1/2}$, for the atomic density n . The Thomas-Fermi approximation is good when ζ is small compared to the wavepacket size, and interactions are weak when ζ is large. To

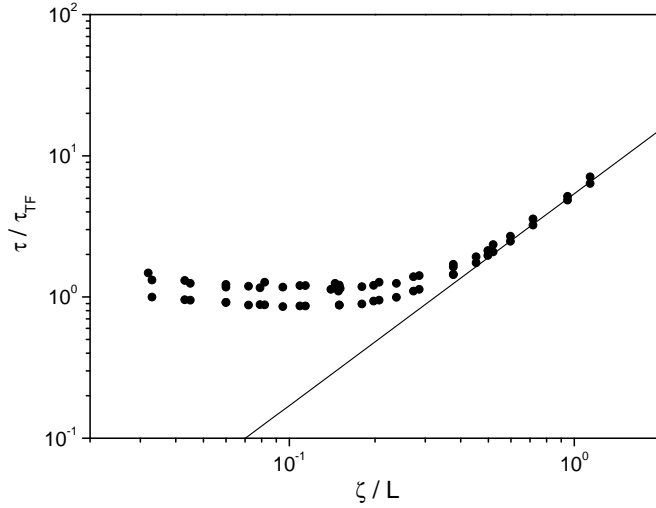


FIG. 5: Comparison of numerical results to Thomas-Fermi approximation. The phase diffusion time τ from (11) and the approximation τ_{TF} from (9) are used to calculate the ordinate, while the Thomas-Fermi healing length ζ and condensate size L are used to calculate the abscissa. The curves show the Thomas-Fermi and weak-interaction predictions. Data points show results for a mix of asymmetries $\lambda = 1$ and $\lambda = 5$.

illustrate this, Fig. 5 plots the ratio τ/τ_{TF} as a function of ζ/L , where $L = (L_x L_y L_z)^{1/3}$ is the mean condensate size. Here we used the Thomas-Fermi approximations for ζ and L , via [16]

$$L = \left(\frac{15Na\hbar^2}{m^2\omega^2} \right)^{1/5} = (15Na\ell^4)^{1/5} \quad (12)$$

and

$$n = \frac{1}{8\pi} \frac{L^2}{a\ell^4}, \quad (13)$$

from which $\zeta/L = (\ell/15Na)^2$. As seen, the diffusion time can be rather accurately represented as a function of the single variable ζ/L .

V. IMPACT ON EXPERIMENTS

We can compare the predictions here to the results of various experimental implementations.

Wang *et al.* [3, 19, 20] conducted experiments in a chip-based trap with $N \approx 10^5$ atoms of ^{87}Rb . The trap frequencies were 177 Hz in the x and y directions and 5 Hz in the z direction. The scattering length for ^{87}Rb is 5.77 nm. These parameters give $\zeta/L = 0.03$ and $\tau = 130$ ms. This time is much longer than the experimental measurement times of 10 ms, indicating that phase diffusion was not a likely limitation in this work.

Another set of experiments by Horikoshi *et al.* [5] also used ^{87}Rb atoms, here with $N \approx 3 \times 10^3$ and a trap with $\omega_x = \omega_y = 2\pi \times 60$ Hz. Two values were used for ω_z , either $2\pi \times 17$ Hz or $2\pi \times 10.3$ Hz, both giving $\zeta/L \approx 0.13$. These values lead to diffusion times of 140 ms and 170 ms, respectively, The experimental measurement times were 60 ms and 90 ms, suggesting that phase diffusion again played at most a small role.

Finally, our own group has performed experiments with 10^4 ^{87}Rb atoms in a weak trap with $(\omega_x, \omega_y) \approx 2\pi \times (5, 3)$ Hz, and $\omega_z/2\pi$ ranging from 0.2 to 1.2 Hz [4, 21, 22]. This gives $\zeta/L \approx 0.14$ and a phase diffusion time of 4.3 s. We have observed coherence for measurement times of up to 100 ms, again much shorter than the diffusion limit.

Based on these examples, phase diffusion has yet to be a factor in this type of interferometer. It is believed to have been observed in a different type of interferometer, where a trapped condensate is split by quasi-adiabatically splitting the trap from a single well to a double well [6]. The optically coupled interferometers, however, offer longer interaction times and packet separations, both key features for many types of measurements. The results presented here suggest that measurement times of tens of seconds are at least theoretically achievable for moderate numbers of atoms in a weak trap. For ^{87}Rb atoms travelling at a velocity of 1.2 cm/s, this would be sufficient time to traverse a circular orbit over 2 cm in diameter. With such a large enclosed area, a Sagnac phase resolution of 0.01 rad would correspond to an angular velocity measurement below 10^{-9} rad/s.

VI. CONCLUSIONS

We have elaborated on Ilo-Okeke and Zozulya's analysis of phase diffusion in an optically-coupled condensate interferometer, by using a realistic simulation of the Gross-Pitaevskii equation to calculate the dynamical evolution of the interferometer wave packet. We find that the diffusion time is well approximated by a Thomas-Fermi result in the strongly-interacting limit, and by a perturbative result in the weakly-interacting limit. We hope

that these results will be of use in designing and interpreting future experiments based on condensate interferometry.

We thank Alex Zozulya for helpful comments. This material is based upon work supported by the National Science Foundation under Grant Number 0969916.

-
- [1] P. R. Berman, ed., *Atom Interferometry* (Academic Press, San Diego, 1997).
 - [2] A. D. Cronin, J. Schmiedmayer, and D. E. Pritchard, *Rev. Mod. Phys.* **81**, 1051 (2009).
 - [3] Y. J. Wang, D. Z. Anderson, V. M. Bright, E. A. Cornell, Q. Diot, T. Kishimoto, M. Prentiss, R. A. Saravanan, S. R. Segal, and S. Wu, *Phys. Rev. Lett.* **94**, 090405 (2005).
 - [4] O. Garcia, B. Deissler, K. J. Hughes, J. M. Reeves, and C. A. Sackett, *Phys. Rev. A* **74**, 031601(R) (2006).
 - [5] M. Horikoshi and K. Nakagawa, *Phys. Rev. Lett.* **99**, 180401 (2007).
 - [6] G.-B. Jo, Y. Shin, S. Will, T. A. Pasquini, M. Saba, W. Ketterle, D. E. Pritchard, M. Vengalattore, and M. Prentiss, *Phys. Rev. Lett.* **98**, 030407 (2007).
 - [7] A. S. Arnold and E. Riis, *J. Mod. Optics* **49**, 5861 (1999).
 - [8] M. Holland, J. Williams, K. Coakley, and J. Cooper, *Quantum and Semiclassical Optics* **8**, 571 (1996).
 - [9] M. Lewenstein and L. You, *Phys. Rev. Lett.* **77**, 3489 (1996).
 - [10] E. M. Wright, D. F. Walls, and J. C. Garrison, *Phys. Rev. Lett.* **77**, 2158 (1996).
 - [11] T. Wong, M. J. Collett, and D. F. Walls, *Phys. Rev. A* **54**, R3718 (1996).
 - [12] Y. Castin and J. Dalibard, *Phys. Rev. A* **55**, 4330 (1997).
 - [13] J. Javanainen and M. Wilkens, *Phys. Rev. Lett.* **78**, 4675 (1997).
 - [14] A. J. Leggett and F. Sols, *Phys. Rev. Lett.* **81**, 1344 (1998).
 - [15] E. O. Ilo-Okeke and A. A. Zozulya, *Phys. Rev. A* **82**, 053603 (2010).
 - [16] F. Dalfovo, S. Giorgini, L. Pitaevskii, and S. Stringari, *Rev. Mod. Phys.* **71**, 463 (1999).
 - [17] M. L. Chiofalo, S. Succi, and M. P. Tosi, *Phys. Rev. E* **62**, 7438 (2000).
 - [18] W. Bao, D. Jaksch, and P. Markowich, *J. Comp. Phys.* **187**, 318 (2003).
 - [19] M. Olshanii and V. Dunjko (2005), eprint cond-mat/0505358.
 - [20] S. R. Segal, Q. Diot, E. A. Cornell, A. A. Zozulya, and D. Z. Anderson, *Phys. Rev. A* **81**, 053601 (2010).

- [21] J. H. T. Burke, B. Deissler, K. J. Hughes, and C. A. Sackett, Phys. Rev. A. **78**, 023619 (2008).
- [22] J. H. T. Burke, Ph.D. thesis, University of Virginia (2010),
<http://galileo.phys.virginia.edu/research/groups/sackett/publications.html>.