

# SEARCH FOR NARROW SIX-QUARK STATES IN THE REACTIONS $\gamma d \rightarrow \pi\gamma NN$

L.V. Fil'kov,<sup>1</sup> V.L. Kashevarov,<sup>1,2</sup> M. Ostrick<sup>2</sup>

<sup>1</sup>–Lebedev Physical Institute, Moscow, Russia

<sup>2</sup>–Institut für Kernphysik, University of Mainz, Germany

## Abstract

We study the reactions  $\gamma d \rightarrow \pi\gamma NN$  with the aim to search for six-quark states, the decay of which into two nucleons is forbidden by the Pauli exclusion principle. These states with the masses  $M < 2m_N + m_\pi$  should mainly decay by emitting a photon. This is a new class of metastable six-quark states with the decay widths  $\ll 1\text{keV}$ . The recent experiment at Proton Linear Accelerator of INR (Moscow) suggests a possibility of the existence of such states with masses 1904, 1926, and 1942 MeV. The proposed experiment at MAMI-C could provide an unique opportunity to observe such dibaryon states in mass region up to 2000 MeV and determine their masses and quantum numbers.

## 1 Introduction

The possibility of the existence of multiquark states was predicted by QCD inspired models [1, 2]. These works initiated a lot of experimental searches for six-quark states (dibaryons). Usually authors of these works looked for dibaryons in the  $NN$  channel (see for review ref. [3]). Such dibaryons have decay widths from a few up to hundred MeV. Their relative contributions are small enough and the background contribution is big and uncertain as a rule. It often leads to contradictory results.

We consider six-quark states, a decay of which into two nucleons is forbidden by the Pauli exclusion principle. Such states satisfy the following condition:

$$(-1)^{T+S}P = +1 \quad (1)$$

where  $T$  is the isospin,  $S$  is the spin of the nucleon pair inside a six-quark state, and  $P$  is the dibaryon parity. In the  $NN$  channel, these six-quark states would correspond to the following forbidden states: even singlets and odd triplets with the isotopic spin  $T = 0$  as well as odd singlets and even triplets with  $T = 1$ . Such six-quark states with the masses  $M < 2m_N + m_\pi$  ( $m_N(m_\pi)$  is the nucleon (pion) mass) could mainly decay by emission of a photon. This is a new class of metastable six-quark states with the decay widths  $\ll 1\text{keV}$  [4, 5]. Such states were called "supernarrow dibaryons" (SND).

The experimental discovery of the SNDs would have important consequences for particle and nuclear physics and astrophysics. This would lead to a deeper understanding of the evolution of compact stars and the new possibility of quark-gluon plasma production in their interior. In nuclear physics there would be a new concept: SND-nuclei.

In the framework of the MIT bag model, Mulders et al. [2] calculated the masses of different dibaryons, in particular,  $NN$ -decoupled dibaryons. They predicted dibaryons  $D(T = 0; J^P = 0^-, 1^-, 2^-; M = 2.11 \text{ GeV})$  and  $D(1; 1^-; 2.2 \text{ GeV})$  corresponding to the forbidden states  $^{13}P_J$  and  $^{31}P_1$  in the  $NN$  channel. However, the dibaryon masses obtained by them exceed the pion production threshold. Therefore, these dibaryons preferentially decay into the  $\pi NN$  channel and their decay widths are larger than 1 MeV.

Using the chiral soliton model, Kopeliovich [6] predicted that the masses of  $D(1, 1^+)$  and  $D(0, 2^+)$  SNDs could exceed the two nucleon mass by 60 and 90 MeV, respectively. These values are lower than the pion production threshold.

In the framework of the canonically quantized biskyrion model, Krupnovnickas *et al.* [7] obtained an indication on possibility of the existence of one dibaryon with  $J=T=0$  and two dibaryons with  $J=T=1$  with masses smaller than  $2m_N + m_\pi$ .

Unfortunately, all predicted values of the dibaryon masses are strongly model dependent. Therefore, only an experiment could answer the question about the existence of SNDs and determine their masses.

For the first time, SNDs have been observed in the reactions  $pd \rightarrow p+pX_1$  and  $pd \rightarrow p+dX_2$  [8–11]. The experiment was carried out at the Proton Linear Accelerator of INR with 305 MeV proton beam using the two-arm mass spectrometer TAMS.

Several software cuts have been applied to the mass spectra in these works. In particular, the authors limited themselves by the consideration of an interval of the proton energy from the decay of the  $pX_1$  states and its narrow angle cone of the with respect to the direction of the dibaryon motion, which were determined by the kinematics of the SND decay into  $\gamma NN$  channel. Such cuts are very important as they provide a possibility to suppress the contribution from the background reactions and random coincidences essentially.

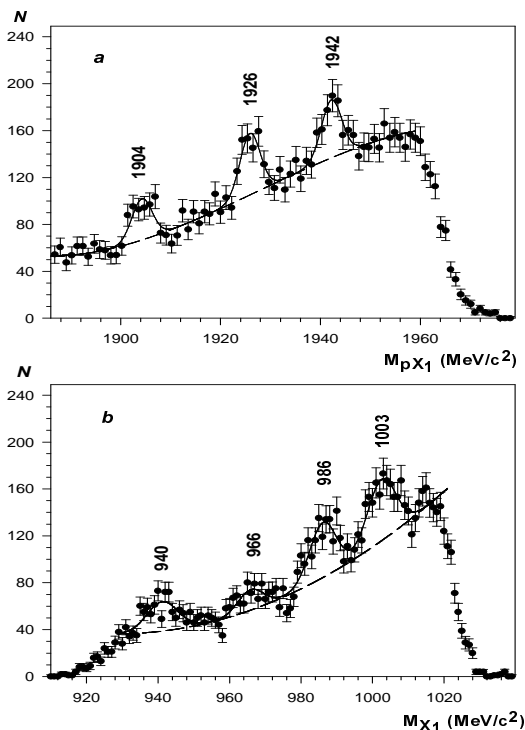


Figure 1: The missing mass  $M_{pX_1}$  (a) and  $M_{X_1}$  (b) spectra of the reaction  $pd \rightarrow p + pX_1$ . The dashed and solid curves are results of interpolation by polynomials (for the background) and Gaussian (for the peaks), respectively.

indication that the observed dibaryon is SND.

In the experimental missing mass  $M_{X_1}$  spectrum besides the peak at the neutron mass caused by the process  $pd \rightarrow p + pn$ , a resonance-like behavior of the spectrum were observed at  $966 \pm 2$ ,  $986 \pm 2$ , and  $1003 \pm 2$  MeV [11]. These values of  $M_{X_1}$  coincide with the ones obtained by the simulation. Hence, for all states under study, we have  $X_1 = \gamma + n$  in support of the statement that the dibaryons found are SNDs.

As a result, three narrow peaks in missing mass spectra were observed (Fig. 1a) at  $M_{pX_1} = 1904 \pm 2$ ,  $1926 \pm 2$ , and  $1942 \pm 2$  MeV with widths equal to the experimental resolution ( $\sim 5$  MeV) and with numbers of standard deviations (SD) of 6.0, 7.0, and 6.3, respectively. It should be noted that the dibaryon peaks at  $M = 1904$  and  $1926$  MeV had been observed earlier by same authors in ref. [8–10] under different kinematical conditions. On the other hand, no noticeable signal of the dibaryons were observed in the missing mass  $M_{dX_2}$  spectra of the reaction  $pd \rightarrow p + dX_2$ . The analysis of the angular distributions of the protons from the decay of  $pX_1$  states and the suppression observed of the SND decay into  $\gamma d$  showed that the peaks found can be explained as a manifestation of isovector SNDs, the decay of which into two nucleons is forbidden by the Pauli exclusion principle.

Additional information about the nature of the observed states was obtained by studying the missing mass  $M_{X_1}$  spectrum of the reaction  $pd \rightarrow p + pX_1$ . If the state found is a dibaryon decaying mainly into two nucleons then  $X_1$  is the neutron and the mass  $M_{X_1}$  is equal to the neutron mass  $m_n$ . If the value of  $M_{X_1}$ , obtained from the experiment, differs essentially from  $m_n$ , then  $X_1 = \gamma + n$  and we have the additional in-

On the other hand, the peak at  $M_{X_1} = 1003 \pm 2$  MeV corresponds to the peak found in ref. [12] and was attributed to an exotic baryon state  $N^*$  below the  $\pi N$  threshold. In that work the authors investigated the reaction  $pp \rightarrow \pi^+ p X$  and found altogether three such states with masses 1004, 1044, and 1094 MeV. Therefore, if the exotic baryons with anomalously small masses really exist, the observed peaks at 966, 986, and 1003 MeV might be a manifestation of such states. The existence of such exotic states, if established, would fundamentally change our understanding of the quark structure of hadrons [13, 14]. However, the experiments on single nucleons have not observed any significant structure [15–17]. Therefore, the question about a nature of peaks observed in [11, 12] is open still.

In ref. [18] dibaryons with exotic quantum numbers were searched for in the process  $pp \rightarrow pp\gamma\gamma$ . The experiment was performed with a proton beam from the JINR Phasotron at an energy of about 216 MeV. The energy spectrum of the photons emitted at  $90^\circ$  was measured. As a result, two peaks were observed in this spectrum. This behavior of the photon energy spectrum was interpreted as a signature of the exotic dibaryon resonance  $d_1$  with a mass of about 1956 MeV and possible isospin  $T = 2$ .

On the other hand, an analysis [19] of the Uppsala proton-proton bremsstrahlung data looking for the presence of a dibaryon in the mass range from 1900 to 1960 MeV only gave upper limits of 10 and 3 nb for the dibaryon production cross section at proton beam energies of 200 and 310 MeV, respectively. This result agrees with the estimates of the cross section obtained at the conditions of this experiment in the framework of the dibaryon production model suggested in ref. [10].

The reactions  $pd \rightarrow ppX$  and  $pd \rightarrow pdX$  were studied also in the Research Center for Nuclear Physics at the proton energy 295 MeV over a mass range of 1898 to 1953 MeV [20]. They did not observe any narrow structure and determined upper limits of the production cross sections below  $1\mu\text{b}/\text{sr}$ . These results are in contradiction to the observation at INR and with the investigation of Tatischeff *et al.* [12].

In order to argue more convincingly that the states found are really SNDs, an additional experimental investigation of the dibaryon production is needed.

In ref. [21] narrow dibaryon resonances were searched for in the reaction  $\gamma d \rightarrow \pi^0 X$  in the photon energy region 140–300 MeV. No significant structure was observed. Upper limits for the production of narrow dibaryons in the range 2–5  $\mu\text{b}$  averaged over the 0.8 MeV resolution were established. However, the expected values of the SND photoproduction cross section are below 5nb. Significantly larger cross sections are expected in charged pion photoproduction.

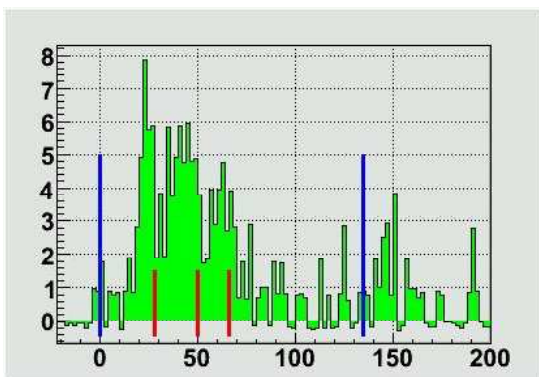


Figure 2: The missing mass ( $MM(\gamma, \pi^0) - m_d$ ) (MeV) spectra of the reaction  $\gamma d \rightarrow \pi^0 \gamma p n$

In ref. [22] a search for SNDs in the processes of pions photoproduction by the linearly polarized photon was proposed. It was shown a large variation between the differential cross sections of pions emitted in the plane parallel to the incident photon polarization and pions emitted in the plane perpendicular to the polarization.

Such an experiment was performed using LEGS facility at Brookhaven National Laboratory [23]. They analyzed the reaction  $d(\vec{\gamma}, \pi^+ n \gamma') n$  in the photon energy range 210 – 340 MeV. The average linear polarization of incident photons was  $\geq 80\%$ . As a result, they observed three peaks in missing mass spectrum when the  $\pi^+$  was emitted in the plane parallel to the polarization of the incident  $\vec{\gamma}$ . The values of the mass found are very close to the values obtained in INR [10, 11]. This result supports the SND existence. However, these data were limited by the

resolution of the pion detection. So, they cannot be considered to be conclusive proof.

The preliminary analysis of the missing mass distributions of the available data on the process  $\gamma d \rightarrow \pi^0 \gamma pn$ , obtained at MAMI [24], demonstrates three peaks (Fig. 2), which good enough correspond to the values of the SND masses found in INR [10, 11] (red lines). Unfortunately, the statistic was very poor in this case.

We propose to search for the SNDs by studying the reactions  $\gamma d \rightarrow \pi^+ \gamma nn$ ,  $\gamma d \rightarrow \pi^- \gamma pp$ , and  $\gamma d \rightarrow \pi^0 \gamma pn$  in the photon energy region 250–800 MeV at MAMI-C using the tagged photon beam, the Crystal Ball/TAPS spectrometer, a multi-wire proportional chamber (MWPC), and PID. The mass of SNDs will be reconstructed by the measurement of the photon and two nucleons and will be compared with the missing mass spectrum analysis obtained by the pion detection. The use of the photon beam with the energies of 300–800 MeV and the Crystal Ball/TAPS spectrometer, MWPC, and PID will give a possibility to suppress essentially background and to investigate a wide mass spectrum and, particular, check the possibility of the existence of the SNDs at  $M_{pX_1} = 1956$  [18] and 1982 MeV. The latter one was predicted in [11, 25]. This experiment can also help to understand nature of the peaks in the  $M_{X_1}$  mass spectra and clarify a possibility of existence of exotic baryons with small masses.

## 2 Supernarrow dibaryons

We will consider the following SNDs:  $D(T = 1, J^P = 1^+, S = 1)$  and  $D(1, 1^-, 0)$ . It is worth noting that the state  $(T = 1, J^P = 1^-)$  corresponds to the states  ${}^{31}P_1$  and  ${}^{33}P_1$  in the NN channel. The former is forbidden and the latter is allowed for a two-nucleon state. In our work we will study the dibaryon  $D(1, 1^-, 0)$ , a decay of which into two nucleons is forbidden by the Pauli principle (i.e.  ${}^{31}P_1$  state).

In the process  $\gamma d \rightarrow \pi D$ , SNDs can be produced only if the nucleons in the deuteron overlap sufficiently that a 6-quark state with deuteron quantum numbers can be formed. In this case, an interaction of a photon or a meson with this state can change its quantum numbers so that a metastable state is formed. Therefore, the probability of the production of such dibaryons is proportional to the probability  $\eta$  of the 6-quark state existing in the deuteron.

The magnitude of  $\eta$  can be estimated by using the discrepancy between the theoretical and experimental values of the deuteron magnetic moment [26, 27]. This method gave  $\eta \leq 0.03$  [27]. In ref. [25] the magnitude of  $\eta$  was estimated by an analysis of the mass formula for SNDs using the experimental value of the cross section of the SND production in the process  $pd \rightarrow p + pX_1$  obtained in [11, 20]. As a result,  $\eta \approx 10^{-4}$  was obtained.

Since the energy of nucleons, produced in the decay of the SNDs under study with  $M < 2m_N + m_\pi$ , is small, it may be expected that the main contribution to a two nucleon system should come from the  ${}^{31}S_0$  (virtual singlet) state. The results of calculations of the decay widths of the dibaryons into  $\gamma NN$  on the basis of such assumptions at  $\eta = 0.01$  are listed in Table 1.

Table 1: Decay widths of the dibaryons  $D(1, 1^+, 1)$  and  $D(1, 1^-, 0)$  at various dibaryon masses  $M$ .  $\Gamma_t \approx \Gamma_{\gamma NN}$

$M(\text{GeV})$	1.90	1.91	1.93	1.96	1.98	2.00	2.013
$\Gamma_t(1, 1^+)$ (eV)	0.51	1.57	6.7	25.6	48	81	109
$\Gamma_t(1, 1^-)$ (eV)	0.13	0.39	1.67	6.4	12	20	27

As a result of the SND decay through  ${}^{31}S_0$  in the intermediate state, the probability distribution

of such decays over the emitted photon energy  $\omega$  should be characterized by a narrow peak at the photon energy close to the maximum value. Note that the interval of the photon energy from  $\omega_m$  to  $\omega_m - 1$  MeV contains about 75% of the contribution to the width of the decay  $D(1, 1^\pm) \rightarrow \gamma NN$ . This leads to a very small relative energy of the nucleons from the SND decay so these nucleons will be emitted into a narrow angle cone with respect to the direction of the SND momentum.

Such dibaryons could be produced in the processes under consideration if a pion is only emitted from the 6-quark state of the deuteron. Therefore the vertexes of  $d \rightarrow \pi D$  can be written as

$$\Gamma_{d \rightarrow \pi D(1, 1^-, 0)} = \frac{g_1}{M} \sqrt{\eta} \Phi_{\mu\nu} G^{\mu\nu}, \quad (2)$$

$$\Gamma_{d \rightarrow \pi D(1, 1^+, 1)} = \frac{g_2}{M} \sqrt{\eta} \varepsilon_{\mu\nu\lambda\sigma} \Phi^{\mu\nu} G^{\lambda\sigma}, \quad (3)$$

where  $\Phi_{\mu\nu} = r_\mu w_\nu - w_\mu r_\nu$ ,  $G_{\mu\nu} = p_{1\mu} v_\nu - v_\mu p_{1\nu}$ ,  $w$  and  $v$  are 4-vectors of the dibaryon and deuteron polarization, respectively; and  $r$  and  $p_1$  are the dibaryon and deuteron 4-momenta.

The constants  $g_1^2/4\pi$ ,  $g_2^2/4\pi$ , and  $\eta$  are unknown. However, the products of these coupling constants and  $\eta$  can be estimated from the results of work [23] where the SNDs were searched for in the process  $\vec{\gamma}d \rightarrow \pi^+ D \rightarrow \gamma' \pi^+ nn$ .

As a result, we have

$$\eta \frac{g_1^2}{4\pi} = 1.4 \times 10^{-4}, \quad \eta \frac{g_2^2}{4\pi} = 3 \times 10^{-4}. \quad (4)$$

The cross section of the SND photoproduction by linear polarized photons in the reaction  $\vec{\gamma}d \rightarrow \pi D$  can be written as:

$$\frac{d\sigma}{d\Omega} = A + \frac{q^2}{2} \sin^2 \theta_\pi B(1 - P \cos 2\alpha) \quad (5)$$

where  $\alpha$  is the angle of the photon polarization relative to the reaction plane. The result of the calculation of the expected asymmetry  $R = \frac{(\sigma(\alpha=90^\circ) - \sigma(\alpha=0^\circ))}{(\sigma(\alpha=90^\circ) + \sigma(\alpha=0^\circ))}$  for the process  $\vec{\gamma}d \rightarrow \pi^+ D$  is shown in Fig. 3 as the function of the polarization degree  $P$  for SNDs  $D(1, 1^-)$  (for any mass),  $D(1, 1^+, M = 1904)$ , and  $D(1, 1^+, M = 1926)$ . The largest asymmetry is expected for  $D(1, 1^-)$ . The asymmetry at MAMI could be about  $R \approx 0.7$  for  $D(1, 1^-)$ .

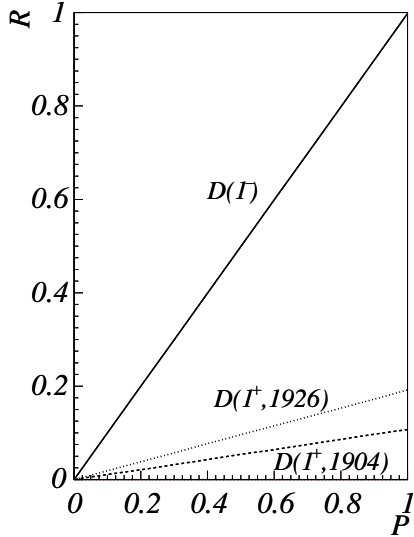


Figure 3: The asymmetry  $R = (\sigma(\alpha = 90^\circ) - \sigma(\alpha = 0^\circ)) / (\sigma(\alpha = 90^\circ) + \sigma(\alpha = 0^\circ))$  for the process  $\vec{\gamma}d \rightarrow \pi^+ D$  as a function of the degree of photon polarization  $P$ .

### 3 Kinematics of SND Photoproduction

We consider SNDs with the masses  $M$  in the region 1900–2000 MeV and calculated the total and differential cross sections of the  $D(1, 1^-)$  and  $D(1, 1^+)$  production in the processes of the charged and neutral pion photoproduction from the deuteron.

The total cross sections for the  $D(1, 1^-)$  photoproduction in the reaction with the  $\pi^+$  meson formation (Fig. 4) change from 10 nb up to 32 nb in the photon energy interval under consideration. The main contribution to the differential cross sections is given by pions emitted in the angular region  $0^\circ \div 100^\circ$  with maximum at  $10^\circ - 30^\circ$ . The total cross sections for the  $D(1, 1^+)$  photoproduction in this reaction are equal to  $\sim 10$  nb (Fig. 5).

In the case of the  $\pi^-$  meson photoproduction, the total cross sections for the  $D(1, 1^-)$  and  $D(1, 1^+)$  production are greater and reach for  $M = 1904$  MeV 45 nb and 22 nb, respectively (Fig. 6).

The values for the total cross sections of the  $D(1, 1^\pm)$  production in the reaction  $\gamma d \rightarrow \pi^0 D$  are significantly less. However, the detection efficiency of the  $\pi^0$  meson photoproduction by the Crystal Ball Spectrometer and TAPS is higher than it is for the charged pions and, therefore, the good yields are expected in this case.

So, the comparison of the SND photoproduction cross sections in the reactions with the production of  $\pi^+$ ,  $\pi^-$ , and  $\pi^0$  mesons allows the quantum numbers of SND to be determined.

Distributions of kinematical variables for the reaction under study are presented in Figs. 7– 9 for the SND masses 1904, 1926, 1942, and 1982 MeV.

Fig. 7 illustrates the expected distributions of the nucleons over the energy and the emission angle. The nucleon energy is usually smaller than 100 MeV. Therefore, we will limit ourselves by a consideration of the nucleon with such an energy. It will permit us to suppress the background essentially. The distribution over  $\cos\theta_n$  in Fig. 7 shows that nucleons will be emitted primarily between  $0^\circ - 75^\circ$ .

Distributions over the angle between final nucleons and the relative difference of the energies of these nucleons  $|E_{N1} - E_{N2}|/(E_{N1} + E_{N2})$  are presented in Fig. 8. As can be seen from these figures, the angle between the two nucleons is below  $15^\circ$  and the relative difference of their energies should be below 10%.

Fig. 9 demonstrates distributions over the energy of the photon from the SND decay and over  $\cos\theta_\gamma$  for different masses of SND (black –  $M = 1904$ , red – 1926, green – 1942, blue – 1982 MeV). As seen from these the distributions for the energy of the final photon, the SND productions should be characterized by narrow peaks.

## 4 Background

The charged and neutral particles CB/TAPS detector combined with the Glasgow-Mainz tagging facility is a very advantageous instrument to search for and investigate the narrow six-quark states in the pion photoproduction reactions. For this experimental setup an optimal way to recognize the narrow six-quark states is a reconstruction of the invariant mass for three particles detected: photon and two nucleons. To suppress a background contribution to this spectrum it is necessary to detect additionally the pion and to determine the missing mass spectrum.

The major anticipated background reactions are



We will limit ourselves by the consideration of SNDs with the masses  $M < 2m_N + m_\pi$ . So, the reactions (6) could be considered when only one of the photons from the  $\pi^0$  decay is detected. But the  $\pi^0$  detection efficiency for CB/TAPS detector is over 85% and so few such events are expected.

The process (7) has a total cross section similar to those of the process being investigated. However, this background will be distributed over full missing mass region, whereas the processes of interest give contributions in narrow regions about the six-quark state masses.

In order to suppress the background more strongly, we will take into account the following conditions:

- the energy of the nucleons from the SND decay  $T_N \lesssim 100$  MeV;
- the relative difference between the nucleon energies should be  $\lesssim 10\%$ ;
- the angle between the nucleons should be  $\Delta\theta_{NN} \approx 15^\circ$ ;
- there should be narrow peaks in the final photon energy spectrum.

$M$ (MeV)	$\gamma d \rightarrow \pi^+ D(1, 1^-)$		$\gamma d \rightarrow \pi^- D(1, 1^-)$		$\gamma d \rightarrow \pi^0 D(1, 1^+)$	
	yields	$\sigma_M$	yields	$\sigma_M$	yields	$\sigma_M$
1904	170	4.0	2000	4.0	620	3.8
1926	210	4.6	2360	4.6	650	4.4
1942	200	5.7	2180	5.5	650	5.6
1982	240	6.9	2100	7.0	530	6.9

Table 2: Expected yields of the SNDs and the mass resolutions ( $\sigma_M$  (MeV))

## 5 GEANT simulation

To estimate expected yields for the SND formation we performed Monte-Carlo simulation based on GEANT3 code [28], in which all relevant properties of the setup were taken into account. Initial distributions for event generator included differential cross sections of the SND production calculated according to the expressions obtained by us. The distribution of the decay photons also is taken into account. In addition, the following beam conditions were used:

- Incoming electron beam energy: 855 MeV.
- Tagged photon energy range: 250 – 800 MeV.
- Maximal count rate in the tagger:  $6 \times 10^5$  1/sec.
- Tagging efficiency: 50%.

The results of the GEANT simulation of the invariant  $\gamma NN$  mass spectra for the production of the isovector SNDs with masses 1904, 1926, 1942, and 1982 MeV for the processes of the pion photoproduction from the deuteron are presented in Fig. 10 for 500 hours of the beam time. The productions of  $D(1, 1^-)$  in the reactions  $\gamma d \rightarrow \pi^+ \gamma nn$  and  $\gamma d \rightarrow \pi^- \gamma pp$  are shown in Fig. 10a and 10b, respectively. Fig. 10c shows the invariant  $\gamma pn$  mass spectrum for the  $D(1, 1^+)$  in the process of  $\pi^0$  meson photoproduction from the deuteron. As seen from Fig. 10, it is expected that SNDs can be easily extracted from the data with the number of standard deviations more than 10.

If SNDs really exist then, besides the peaks in  $\gamma NN$  spectra, we must also observe the corresponding peaks in  $\gamma p$  and  $\gamma n$  mass spectra which connected with the dynamic of the SNDs decay. Such spectra, obtained in the GEANT simulation, are represented in Fig. 11 for the process  $\gamma d \rightarrow \pi^0 D(1, 1^+)$ ,  $D(1, 1^+) \rightarrow \gamma pn$ .

The expected yields of SND as a result of the simulation of the isovector SND production in the processes of the  $\pi^+$ ,  $\pi^-$ , and  $\pi^0$ -meson photoproduction from the deuteron at the Mainz microtron MAMI-C in the photon energy region 250–800 MeV for the beam time of 500 hours are listed in Table 2 for the different masses of SNDs. The expected mass resolution  $\sigma_M$  are presented here too.

## 6 Summary

- A search for narrow six-quark states in the reactions  $\gamma d \rightarrow \pi^+ \gamma nn$ ,  $\gamma d \rightarrow \pi^- \gamma pp$ , and  $\gamma d \rightarrow \pi^0 \gamma pn$  at MAMI-C in the photon energy region 250–800 MeV is proposed.
- The masses of SNDs will be reconstructed by the measurement of the photon and two nucleon and will be compared with the missing mass spectrum analysis obtained by the pion detection.

- Using of the Crystal Ball/TAPS spectrometer, MWPC, and PID allows one to detect  $\gamma$ ,  $p$  and  $n$  with good enough accuracy and suppress essentially the background.
- This experiment provides an unique opportunity to observe the SNDs in the mass region from 1880 up to 2000 MeV with good precision.
- A comparison of the results obtained for the reactions under study will allow the quantum numbers of the SNDs ( $T$ ,  $J^P$ ) to be determined.
- The beam time of 500 hours will allow one to determine SNDs with the standard deviation number more than 10.
- Study of the  $\gamma p$  and  $\gamma n$  mass spectra will give an additional information about the nature of the observed dibaryon states and a possibility of existence of exotic baryons with small masses.
- Since the large beam asymmetry is expected at photoproduction of SNDs by linear polarized photons off the deuteron, we propose first to carry out such an experiment, which will, in particular, allow the result obtained at LEGS [23] to be checked.

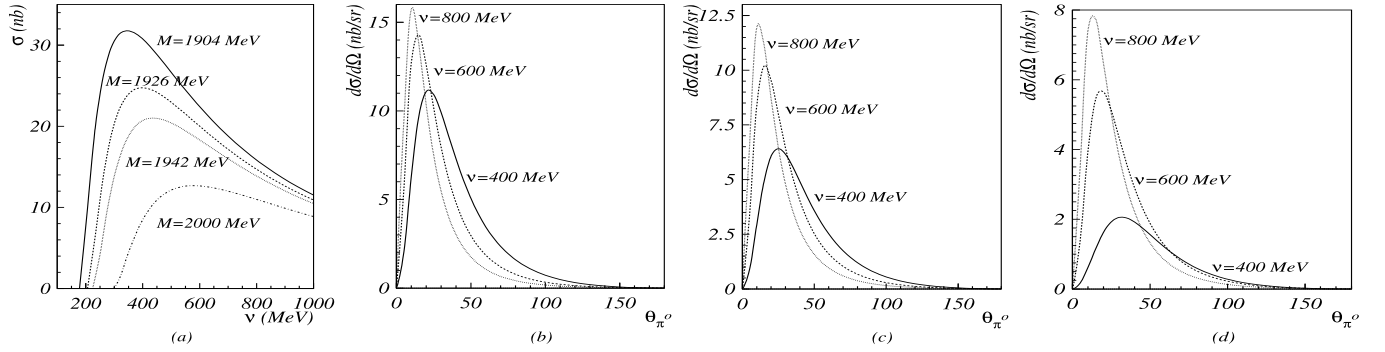


Figure 4: The cross sections of the SND  $D(1, 1^-, 0)$  production in the reaction  $\gamma d \rightarrow \pi^+ D$ ; (a) – the total cross sections; (b,c,d) – the differential cross sections for  $M = 1904, 1942,$  and  $2000$  MeV, respectively.

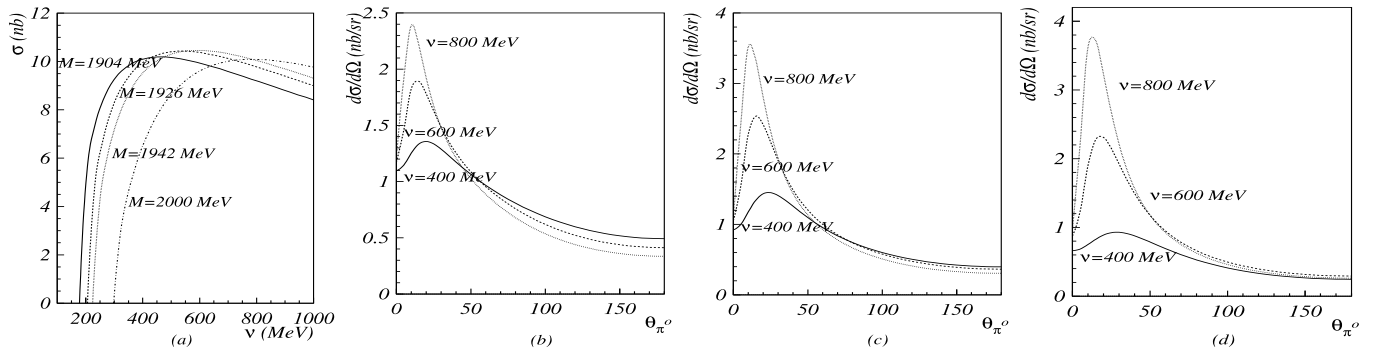


Figure 5: The cross sections of the SND  $D(1, 1^+, 1)$  production in the reaction  $\gamma d \rightarrow \pi^+ D$ .



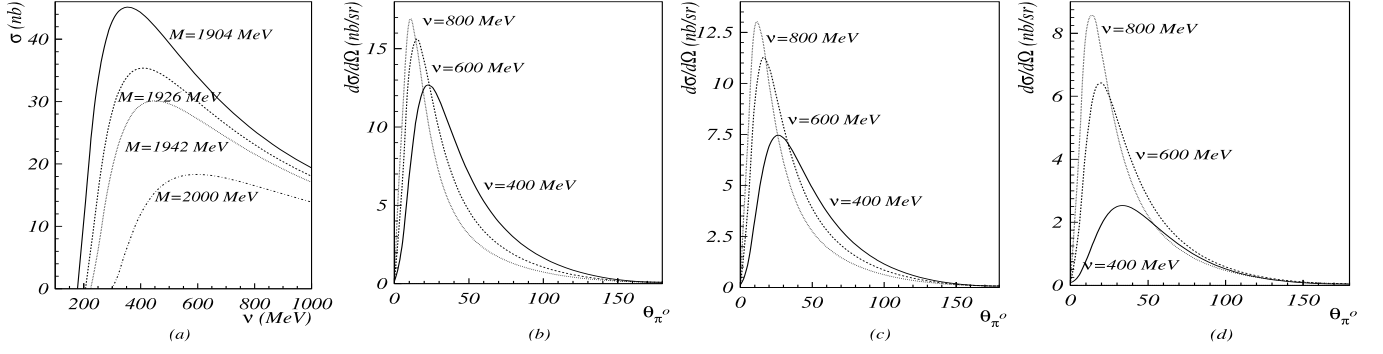


Figure 6: The cross sections of the SND  $D(1, 1^-, 0)$  production in the reaction  $\gamma d \rightarrow \pi^- D$ .

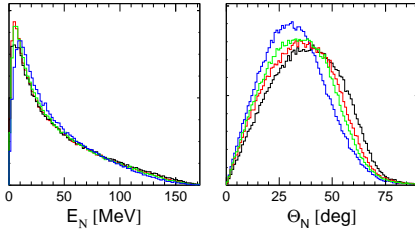


Figure 7: The energy and angular distributions of the nucleons from the decays of the dibaryons with different masses: (black) –  $M = 1900$ , (red) – 1926, (green) – 1942, (blue) – 1982 MeV

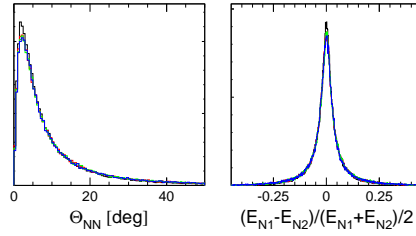


Figure 8: The distributions over the angle between the final nucleons and over the relative difference of the energies of these nucleons.

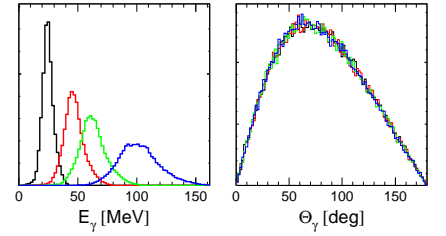


Figure 9: The energy and angular distributions of the photons from the decays of the dibaryons with different masses.

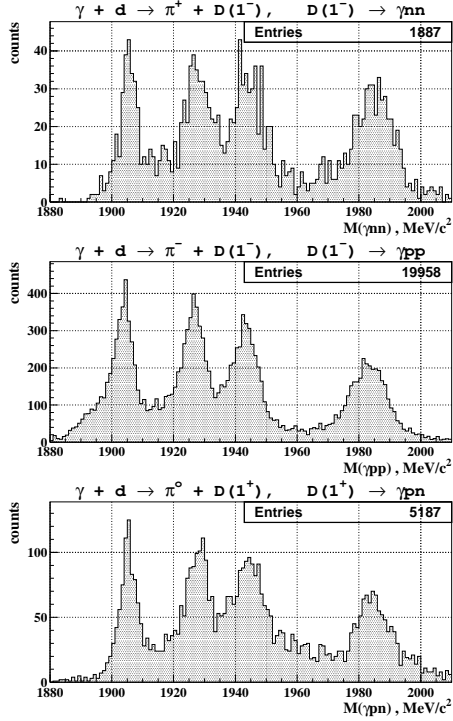


Figure 10: GEANT simulation of the SNDs with  $M = 1904, 1926, 1942,$  and  $1982$  MeV production in the processes  $\gamma d \rightarrow \pi^+ \gamma nn$ ,  $\gamma d \rightarrow \pi^- \gamma pp$ , and  $\gamma d \rightarrow \pi^0 \gamma pn$  for 500 hours of beam time.

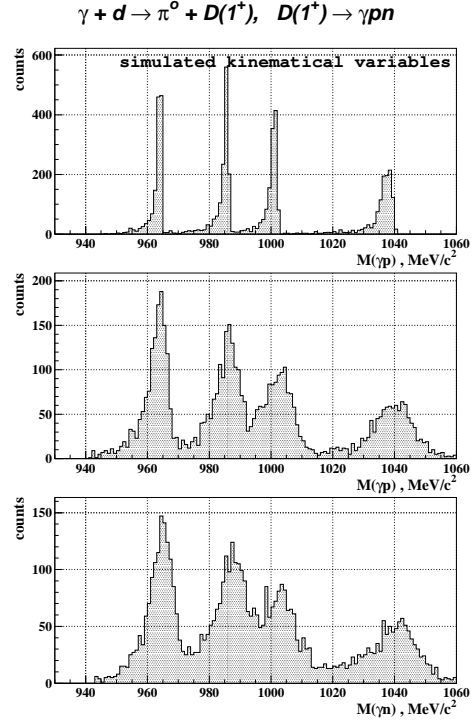


Figure 11: GEANT simulation of the invariant  $\gamma p$  and  $\gamma n$  mass spectra for the reaction  $\gamma d \rightarrow \pi^0 \gamma pn$ ; a– without an influence of the detectors; b and c– with an influence of the detectors

## References

- [1] R.L. Jaffe, Phys.Rev.Lett. **38**, 195 (1977); P.J.G. Mulders, A.T. Aerts, and J.J. de Swart, Phys.Rev.Lett. **40**, 1543 (1978); D.B. Lichtenberg, E. Predazzi, D.H. Weingarten, and J.G. Wills, Phys.Rev. **D18**, 2569 (1978); V. Matveev and P. Sorba, Lett.Nuovo Cim. **20**, 435 (1977).
- [2] P.J.G. Mulders, A.T.M. Aerts, and J.J. de Swart, Phys. Rev. D **21** 2653 (1980).
- [3] B. Tatischeff, J. Yonnet, M. Boivin, M.P. Comets, P. Courtat, R. Gacougnolle, Y. Le Bornec, E. Loireleux, F. Reide, and N. Willis, Phys. Rev. C **59**, 1878 (1999).
- [4] L.V. Fil'kov, Sov.Physics–Lebedev Inst. Reports No.11, 49 (1986); Sov.J.Nucl.Phys. **47**, 437 (1988).
- [5] D.M. Akhmedov and L.V. Fil'kov, Nucl.Phys. **A544**, 692 (1992).
- [6] V.B. Kopeliovich, Phys.At.Nucl. **56**, 1084 (1993); **58**, 1237 (1995).
- [7] T. Krupnovnickas, E. Norvaišas, and D.O. Riska, Lithuanian J. Phys. **41**, 13 (2001); nucl-th/0011063.
- [8] L.V. Fil'kov, E.S. Konobeevski, M.V. Mordovskoy, S.I. Potashev, and V.M. Skorkin, Preprint of INR, No. 0923/96 (1996).

- [9] L.V. Fil'kov, V.L. Kashevarov, E.S. Konobeevskiy, M.V. Mordovskoy, S.I. Potashev, and V.M. Skorkin, *Phys. Atom. Nucl.* **62**, 2021 (1999).
- [10] L.V. Fil'kov, V.L. Kashevarov, E.S. Konobeevski, M.V. Mordovskoy, S.I. Potashev, and V.M. Skorkin, *Phys. Rev. C* **61**, 044004 (2000).
- [11] L.V. Fil'kov, V.L. Kashevarov, E.S. Konobeevski, M.V. Mordovskoy, S.I. Potashev, V.A. Smirnov, V.M. Skorkin, and S.V. Zuev, *Eur. Phys. J. A* **12**, 369 (2001).
- [12] B. Tatischeff, J. Yonnet, N. Willis, M. Boivin, M.P. Comets, P. Courtat, R. Gacougnolle, Y.Le Bornec, E. Loireleux, and F. Reide, *Phys. Rev. Lett.* **79**, 601 (1997).
- [13] L.V. Fil'kov, *Proceed. of XVI Intern. Baldin Seminar on High-Energy Physics, Dubna, Russia, 10-15 June 2002*; nucl-th/0208028.
- [14] Th. Walcher, hep-ph/0111279.
- [15] A.I. L'vov and R.L. Workman, *Phys.Rev.Lett.* **81**, 1346 (1998).
- [16] X. Jiang *et al.*, *Phys.Rev. C* **67**, 028201 (2003).
- [17] M. Kohl *et al.*, *Phys.Rev. C* **67**, 065204 (2003).
- [18] A.S. Khrykin, V.F. Boreiko, Yu.G. Budyashev, S.B. Gerasimov, N.V. Khomutov, Yu.G. Sobolev, and V.P. Zorin, *Phys. Rev. C* **64**, 034002 (2001).
- [19] H. Calén *et al.*, *Phys.Lett.* **B427**, 248 (1998).
- [20] H. Kuboki *et al.*, *Phys. Rev. C* **74**, 035203 (2006).
- [21] U. Siodlaczek, P. Achenbach, J. Ahrens *et al.*, *Eur. Phys. J. A* **9**, 309 (2000).
- [22] V.M. Alekseyev, S.N. Cherepnya, L.V. Fil'kov, and V.L. Kashevarov, *Kratkie Soobscheniya po fizike, FIAN, No.1*, 28 (1998); nucl-th/9812041.
- [23] A. Cichocki, "Search for Super Narrow Dibaryons", PhD Dissertation, University of Virginia, (2003); B. Norum, private communication, 2012.
- [24] V.L. Kashevarov, 8-th Crystal Ball and Mainz Collaboration Meeting, Glasgow, March 27–28 (2006).
- [25] L.V. Fil'kov, nucl-th/0307076.
- [26] Y.E. Kim and M. Orłowski, *Phys.Lett.* **140B**, 275 (1984); R.K. Bhadury and Y. Nogami, *Phys.Lett.* **152B**, 35 (1985).
- [27] L.A. Kondratyuk, M.I. Krivoruchenko, and M.G. Shchepkin, *Sov.J.Nucl.Phys.* **43**, 899 (1986).
- [28] R. Brun, *et al.*, GEANT, Cern/DD/ee/84-1, 379 1986.