

Superconductivity in a new layered bismuth oxyselenide: $\text{LaO}_{0.5}\text{F}_{0.5}\text{BiSe}_2$

A. Krzton-Maziopa¹, Z. Guguchia^{2,3}, E. Pomjakushina⁴, V. Pomjakushin⁵, R. Khasanov³, H. Luetkens³, P.K. Biswas³, A. Amato³, H. Keller² and K. Conder⁴

¹*Faculty of Chemistry, Warsaw University of Technology, Noakowskiego 3, 00-664 Warsaw, Poland*

²*Physik-Institut der Universität Zürich, Winterthurerstrasse 190, CH-8057 Zürich, Switzerland*

³*Laboratory for Muon Spin Spectroscopy, Paul Scherrer Institute, 5232 Villigen PSI, Switzerland*

⁴*Laboratory for Developments and Methods, Paul Scherrer Institute, 5232 Villigen PSI, Switzerland*

⁵*Laboratory for Neutron Scattering, Paul Scherrer Institute, 5232 Villigen PSI, Switzerland*

E-mail: anka@ch.pw.edu.pl

Abstract

We report superconductivity in a new layered bismuth oxyselenide $\text{LaO}_{0.5}\text{F}_{0.5}\text{BiSe}_2$ with the ZrCuSiAs-type structure composed of alternating superconducting BiSe_2 and blocking LaO layers. The superconducting transition temperature is $T_C = 2.6\text{K}$, as revealed from DC magnetization, resistivity and muon spin rotation (μSR) experiments. DC magnetization measurements indicate a superconducting volume fraction of approximately 80%, which is at least twice higher in comparison to that found in corresponding sulphide $\text{LaO}_{0.5}\text{F}_{0.5}\text{BiS}_2$. Importantly, the bulk character of superconductivity in $\text{LaO}_{0.5}\text{F}_{0.5}\text{BiSe}_2$ was confirmed by μSR .

I. Introduction

Recent discovery of superconductivity with T_C around 8.6K in layered bismuth oxysulphide $\text{Bi}_4\text{O}_4\text{S}_3$ with ZrCuSiAs - structure type^{1, 2} evoked intensive studies concerning the improvement of their superconducting properties. This material has a layered structure composed of superconducting (SC) BiS_2 layers and blocking layers of $\text{Bi}_4\text{O}_4(\text{SO}_4)_{1-x}$, where x indicates the defects of SO_4^{2-} ions at the interlayer sites.

The sandwich structure of the SC and blocking layer is analogous to those of high temperature (high- T_c) cuprates and Fe-based superconductors. In both systems, T_c can be enhanced by varying the blocking layers. The changing the blocking layer in $\text{Bi}_4\text{O}_4\text{S}_3$ resulted in a new BiS_2 based superconductor $\text{LaO}_{0.5}\text{F}_{0.5}\text{BiS}_2$. $\text{LaO}_{0.5}\text{F}_{0.5}\text{BiS}_2$ shows a small SC volume fraction for ambient pressure but achieves bulk superconductivity under high pressure with T_c as high as 10.6 K. Those findings stimulated the scientific community for further investigations on different dopings and shortly after the first report on $\text{LaO}_{0.5}\text{F}_{0.5}\text{BiS}_2$ a set of new superconductors different substitutions with Ce, Pr, Nd, Yb for lanthanum appeared.^{3, 4, 5, 6}

Superconducting $\text{LnO}_{1-x}\text{F}_x\text{BiS}_2$ materials are structurally related to the well-known layered iron based superconductor: $\text{LaO}_{1-x}\text{F}_x\text{FeAs}$ ⁷, with the appearance of superconductivity after doping with fluorine. It has been found also that superconductivity in the LaOBiS_2 system can be induced not only by substituting oxygen for fluorine but also by increasing charge-carrier density (electron doping) through substitution of tetravalent elements, i.e. Th, Hf, Zr, and Ti for trivalent La⁸. By electron doping the parent phases of LaOBiS_2 and ThOBiS_2 , considered as bad metals, become superconducting with T_c of up to 2.85 K. On the other hand, an hole doping realized by substitution of divalent Sr for trivalent La did not induce superconductivity in those materials.

Another similarity of the $\text{LnO}_{0.5}\text{F}_{0.5}\text{BiS}_2$ compounds to the abovementioned layered pnictide and chalcogenide systems is the sensitivity of their SC properties to the change of structural parameters. The structure compression realized by an application of external pressure results in suppression of semiconducting behavior and enhances T_c of $\text{LaO}_{0.5}\text{F}_{0.5}\text{BiS}_2$ to 10.6K, $\text{PrO}_{0.5}\text{F}_{0.5}\text{BiS}_2$ to 7.6K and 6.4K for $\text{NdO}_{0.5}\text{F}_{0.5}\text{BiS}_2$ in the same way as layered pnictides and chalcogenides do. With

increasing pressure all the BiS_2 – type compounds show qualitatively similar evolution of superconducting transition temperature – an abrupt transformation from low T_c phase to a high T_c one with a characteristic maximum at pressures within the range from ca. 1.5 to about 2.5 GPa^{9,10}.

The existence of many common features related to crystal and band structure between BiS_2 – based superconductors and pnictides/chalcogenides raised the question about the mechanisms of superconductivity in the newly discovered system. Theoretical considerations of density of states, band structure and Fermi surface nesting studied by means of the first principles calculations indicated that the insulating LaOBiS_2 parent phase (band gap of 0.15eV) transforms into metallic state after doping with fluorine¹¹. At the optimal dopant content ($x=0.5$) there are four bands originating from the p_x and p_y orbitals of Bi, which cross the Fermi level. The surface nesting of $\text{LaO}_{1-x}\text{F}_x\text{BiS}_2$ was found to be weaker than that of corresponding pnictide LaOFeAs .

Superconductivity in the BiS_2 -based compounds seems to be still under debate and even one of the reports indicates that superconducting response in $\text{Bi}_4\text{O}_4\text{S}_3$ is not a bulk phenomenon and might be impurity driven¹². On the other hand recent publication about single crystals of $\text{NdO}_{1-x}\text{F}_x\text{BiS}_2$ grown by flux method¹³ confirms clearly the bulk nature of superconductivity in BiS - type layered materials. An intensive work performed on different substitutions brought new BiS_2 – based materials with different substitutions for rare earth metals and in LnO – layer, however no attempts with substitutions in BiS_2 layer were tried up today. In the present work the new compounds $\text{LaO}_{0.5}\text{F}_{0.5}\text{BiSe}_2$, $\text{LaO}_{0.5}\text{F}_{0.5}\text{BiTe}_2$, and $\text{LaO}_{0.5}\text{F}_{0.5}\text{SbS}_2$ were synthesized and characterized using X-ray powder diffraction, neutron powder diffraction, resistivity, and magnetization experiments.

It was observed that replacement of sulfur by isovalent selenium results in a new superconductor $\text{LaO}_{0.5}\text{F}_{0.5}\text{BiSe}_2$. Superconducting properties of this compound was further investigated by means of μSR technique, which strongly indicates bulk superconductivity in $\text{LaO}_{0.5}\text{F}_{0.5}\text{BiSe}_2$. The compounds $\text{LaO}_{0.5}\text{F}_{0.5}\text{BiTe}_2$ and $\text{LaO}_{0.5}\text{F}_{0.5}\text{SbS}_2$ do not reveal superconductivity down to $T=1.7\text{K}$.

II. Experimental

Polycrystalline samples of $\text{LaO}_{0.5}\text{F}_{0.5}\text{BiSe}_2$ were obtained via solid state reaction from high purity (at least 99.99%, Alfa) powders of La_2O_3 , LaF_3 and Se. Appropriate amounts of lanthanum metal and bismuth pieces were used to keep the proper molar ratio of reacting species. Starting materials with nominal composition $\text{LaO}_{0.5}\text{F}_{0.5}\text{BiSe}_2$ were weighted in the He-filled glove box, carefully mixed, pressed into pellets, sealed in evacuated quartz ampoules and preheated at 800°C for 15 hours. Afterwards the products were transferred to glove-box, thoroughly ground in the mortar under helium atmosphere, pressed again into pellets and re-sealed under vacuum in quartz ampoules. Next the ampoules were heated again at 800°C for 48h followed by cooling to 300°C and quenching in air. To avoid any contamination from environment the as synthesized materials were transferred to glove-box and kept in inert atmosphere.

The phase purity of the as prepared materials was characterized by powder X-ray diffraction (XRD) using a D8 Advance Bruker AXS diffractometer with $\text{Cu K}\alpha$ radiation. For these measurements a low background airtight specimen holder was used. The samples were additionally studied by means of neutron powder diffraction (NPD) at the SINQ spallation source of the Paul Scherrer Institute (PSI, Switzerland) using the high-resolution diffractometer for thermal neutrons, HRPT,¹⁴ with the neutron wavelengths $\lambda = 1.494$ and 1.886 \AA . To avoid degradation in air the samples

were loaded into a vanadium containers with an indium seal in an He glove box. The Rietveld refinements of the crystal structure parameters were done using the FullProf package¹⁵ with the use of its internal tables.

The magnetic susceptibility was measured by a SQUID magnetometer (*Quantum Design* MPMS-XL). Temperature dependent measurements of the resistivity were carried out using a standard four-probe method in a Physical Property Measurement System (*Quantum Design* PPMS).

Transverse-field (TF) μ SR experiments were performed at the π M3 beamline of the Paul Scherrer Institute (Villigen, Switzerland), using the general purpose instrument (GPS). The sample was mounted inside of a gas-flow ^4He cryostat on a sample holder with a standard veto setup providing essentially a low-background μ SR signal.

III. Results and discussion

A. Crystal structure and sample quality

The samples after sintering are black in color and hard in nature. X-ray powder diffraction and neutron powder diffraction studies of the as sintered material revealed that except a main phase $\text{LaO}_{0.5}\text{F}_{0.5}\text{BiSe}_2$ with tetragonal ZrCuSiAs -type structure fitted to $P4/nmm$ crystal metric with $a = 4.15941(7)$ and $c = 14.01567(34)$ Å. The as grown samples contain also impurity phases such as traces of unreacted starting materials i.e. La_2O_3 and Bi, and possibly Bi_2Se_3 or other binary Bi-Se compounds. Layered structure of the new compound resembles similar features as those of sulphur analogue and consists of alternating $\text{La}_2(\text{OF})_2$ (fluorine doped rare earth oxide layer) and BiSe_2 (fluorite type) sheets. Atomic coordinates, Wyckoff positions and site occupancies for studied samples are listed in Table 1.

Table 1. Atomic coordinates, Wyckoff positions, atomic displacement parameters B, and site occupancy of $\text{LaO}_{0.5}\text{F}_{0.5}\text{BiSe}_2$. Space group P4/nmm

$\text{LaO}_{0.5}\text{F}_{0.5}\text{BiSe}_2$	x	y	z	B, (\AA^2)	site	occupancy
La	0.2500	0.2500	0.0943(4)	1.3(1)	2c	1
O	0.7500	0.2500	0.0000(0)	1.3(1)	2a	0.5
F	0.7500	0.2500	0.0000(0)	1.3(1)	2a	0.5
Bi	0.2500	0.2500	0.6206(4)	0.8(1)	2c	1
Se1	0.2500	0.2500	0.3847(4)	1.2(9)	2c	1
Se2	0.2500	0.2500	0.8115(3)	1.2(9)	2c	1

B. Electrical resistivity

Fig. 1a shows the temperature dependence of resistivity for $\text{LaO}_{0.5}\text{F}_{0.5}\text{BiSe}_2$ in the temperature range between 1.8 K and 300 K.

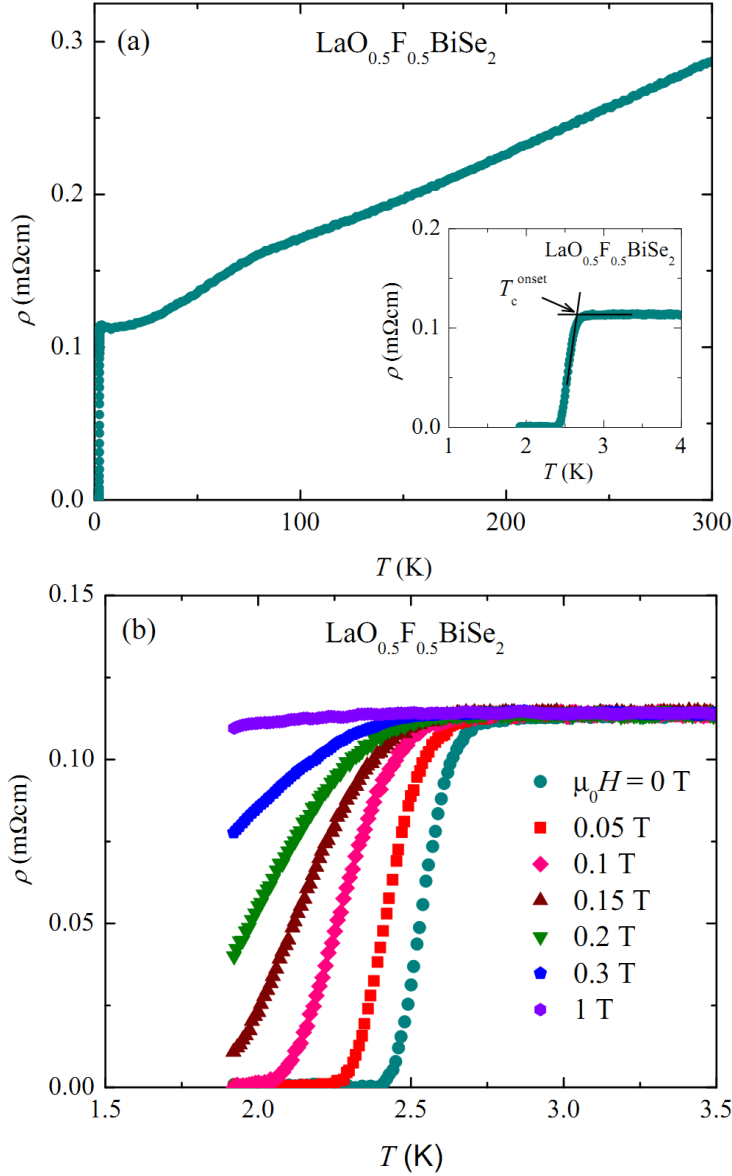


FIG. 1. (Color online) (a) Temperature dependence of the electrical resistivity ρ of polycrystalline $\text{LaO}_{0.5}\text{F}_{0.5}\text{BiSe}_2$ sample. The inset shows the data near T_c at low temperatures. (b) Low temperature resistivity data under magnetic fields up to 1 T.

The metallic behavior is observed above 5 K state with the residual resistivity value of 0.12 m Ω cm. The transition to the superconducting state is clearly visible below $T_c^{\text{onset}} \approx 2.7$ K, as illustrated in the inset of Fig. 1a. Note that the metallic behavior of the normal state was also observed in the superconductor $\text{Bi}_4\text{O}_4\text{S}_3$. However, for this compound much higher value for the residual resistivity 2 m Ω cm was reported. The metallic character of resistivity in $\text{LaO}_{0.5}\text{F}_{0.5}\text{BiSe}_2$ is in contrast to the semiconducting

behavior observed for corresponding $\text{LaO}_{0.5}\text{F}_{0.5}\text{BiS}_2$, widely described in the literature. Note that the new compounds $\text{LaO}_{0.5}\text{F}_{0.5}\text{BiTe}_2$ and $\text{LaO}_{0.5}\text{F}_{0.5}\text{SbS}_2$ were also synthesized, but no superconductivity was observed down to 1.7 K. Low temperature resistivity data recorded in zero field and under applied magnetic fields up to 1 T for $\text{LaO}_{0.5}\text{F}_{0.5}\text{BiSe}_2$ are presented in Fig.1b. The superconducting states are destroyed by applying high magnetic fields.

C. Magnetization

To determine whether superconductivity is a bulk phenomenon in $\text{LaO}_{0.5}\text{F}_{0.5}\text{BiSe}_2$, zero field-cooled (ZFC) and field-cooled (FC) magnetic susceptibility χ was measured in a magnetic field of $\mu_0 H = 0.5$ mT. The results shown in Fig.2 evidence sharp superconducting onset at 2.6 K as indicated by a vertical gray line. The value of ZFC susceptibility at 1.8 K corresponds to about 80 % volume fraction of superconductivity. It is clear that, even though the superconducting transition is incomplete at 1.8 K the volume fraction at that temperature is appreciable. The strong diamagnetic signal below T_c is consistent with bulk superconductivity in $\text{LaO}_{0.5}\text{F}_{0.5}\text{BiSe}_2$.

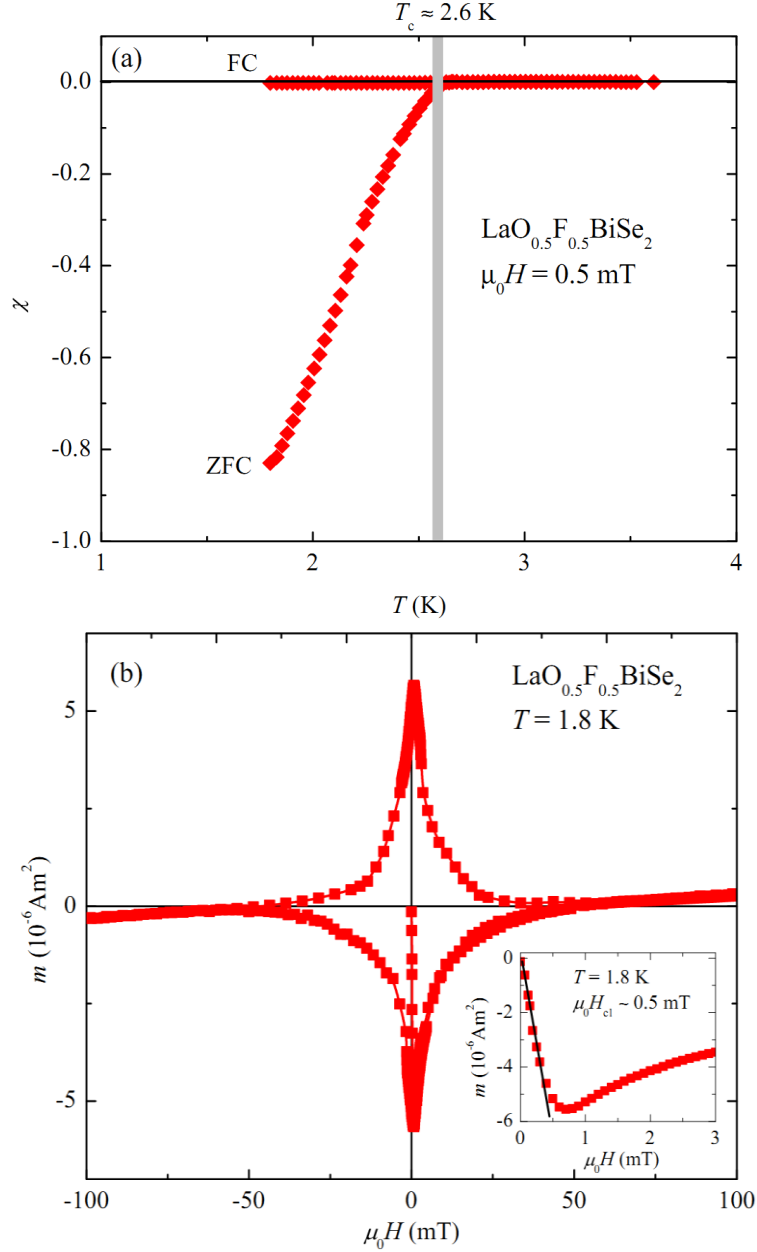


FIG. 2. (Color online) (a) Temperature dependence of the ZFC and FC magnetic susceptibility of $\text{LaO}_{0.5}\text{F}_{0.5}\text{BiSe}_2$ in a magnetic field of $\mu_0 H = 0.5$ mT. The vertical gray line denotes the superconducting transition temperature T_c . (b) Field dependence of the magnetic moment at $T = 1.8$ K in an applied field up to $\mu_0 H = 100$ mT. The inset shows the low field data.

The field dependence of the magnetic moment of $\text{LaO}_{0.5}\text{F}_{0.5}\text{BiSe}_2$ was studied at the base temperature $T = 1.8$ K for external magnetic fields up to $\mu_0 H = 100$ mT and shown in Fig. 2b. The inset demonstrates that the initial flux penetration and the deviation from linearity determine the lower critical field of this compound $\mu_0 H_{c1} =$

0.5 mT. The second critical field was found to be also small: $\mu_0 H_{c2} = 60$ mT. Note, that wide open magnetic moment hysteresis $m(H)$ loop of the studied compound demonstrates its bulk superconductivity.

D. Muon spin rotation measurements

Fig. 3 exhibits the transverse-field (TF) muon-time spectra for $\text{LaO}_{0.5}\text{F}_{0.5}\text{BiSe}_2$ measured in an applied magnetic field of $\mu_0 H = 11.5$ mT in the SC state at 1.5 K.

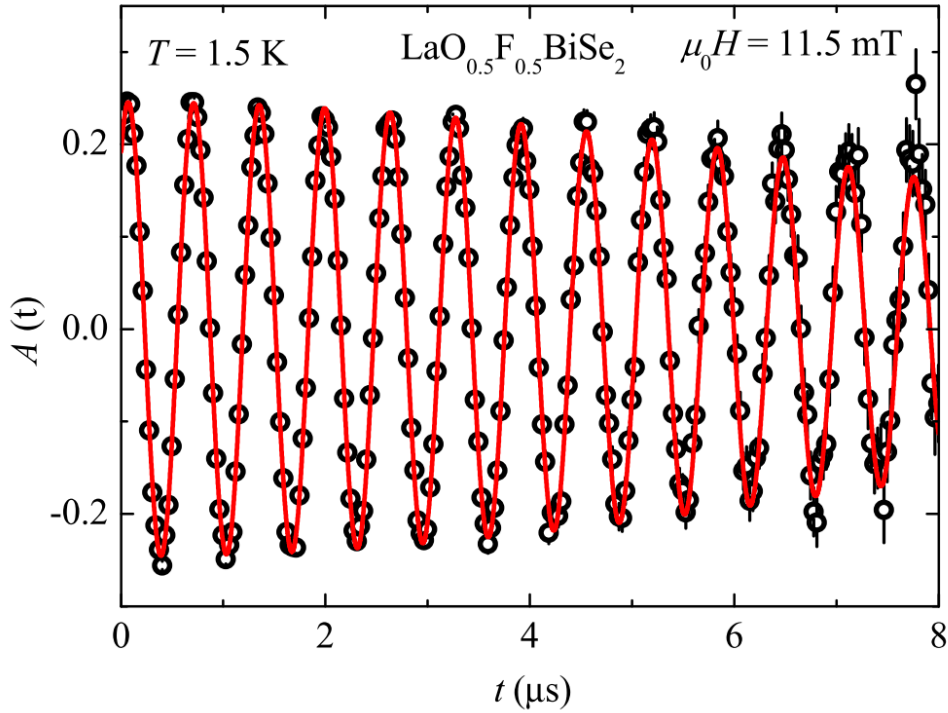


FIG. 3. (Color online) Transverse-field (TF) μSR time spectrum obtained in $\mu_0 H = 11.5$ mT in the SC state at $T = 1.5$ K. The solid line represents the fit to the data by means of Eq. 1.

The data were analyzed by using the following functional form:

$$P(t) = A \exp\left[-\frac{(\sigma_{sc}^2 + \sigma_{nm}^2)t^2}{2}\right] \cos(\mu_0 \gamma_\mu H_{\text{int}} t + \varphi), \quad (1)$$

Here A denotes the initial asymmetry, $\gamma/(2\pi) \approx 135.5$ MHz/T is the muon gyromagnetic ratio, and φ is the initial phase of the muon-spin ensemble. $\mu_0 H_{\text{int}}$ represents the internal magnetic field at the muon site, and the relaxation rates σ_{sc} and

σ_{nm} characterize the damping due to the formation of the FLL in the superconducting state and of the nuclear magnetic dipolar contribution, respectively. In the analysis σ_{nm} was assumed to be constant over the entire temperature range and was fixed to the value $\sigma_{\text{nm}} = 0.114(2) \mu\text{s}^{-1}$ obtained above T_c where only nuclear magnetic moments contribute to the muon depolarization rate σ . As indicated by the solid lines in Fig. 4, the μSR data are well described by Eq. (1). The temperature dependence of σ_{sc} for $\text{LaO}_{0.5}\text{F}_{0.5}\text{BiSe}_2$ is shown in Fig. 4a. Below $T_c \approx 2.6$ K, the relaxation rate σ_{sc} starts to increase from zero due to the presence of a nonuniform local field distribution as a result of the formation of a flux-line lattice (FLL) in the SC state. It is worth mentioning that the value of σ in the SC state is rather small, which implies that the magnetic penetration depth λ , which is one of the fundamental parameters of a superconductor, is sufficiently large (since the data points for σ below 1.5 K are missing in the present work, it is not possible to determine the zero temperature limit of σ , which would allow to determine $\lambda(T=0)$). Note that recent detailed μSR studies¹⁶ on the similar system $\text{Bi}_4\text{O}_4\text{S}_3$ revealed that it also exhibits one of the highest λ among all other superconductors.

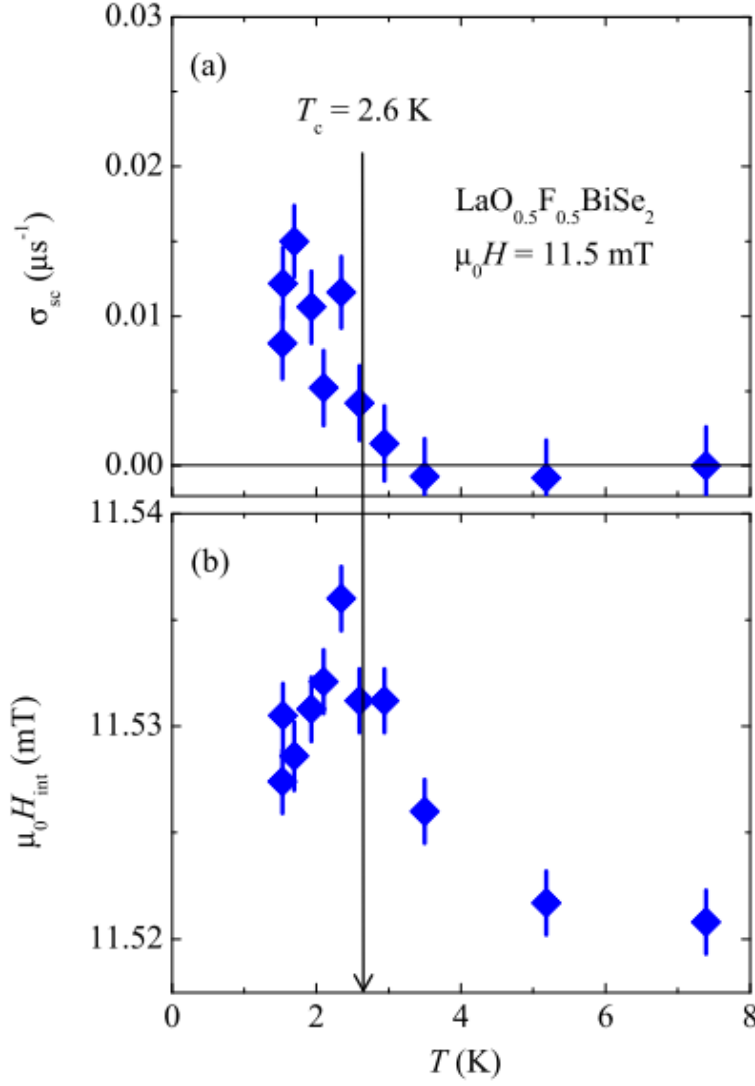


FIG. 4. (Color online)

Temperature dependence of the superconducting muon spin depolarization rate σ_{sc} (a) and internal field (b) measured in an applied magnetic field of $\mu_0 H = 11.5$ mT for $\text{LaO}_{0.5}\text{F}_{0.5}\text{BiSe}_2$. An arrow denotes the superconducting transition temperature T_c .

In Fig.4b the temperature dependence of the $\mu_0 H_{int}$ is presented. $\mu_0 H_{int}$ increases with decreasing temperature in the normal state, which may be caused by an enhancement of the paramagnetic susceptibility of the sample $\text{LaO}_{0.5}\text{F}_{0.5}\text{BiSe}_2$ upon lowering the temperature. Decrease of the internal field $\mu_0 H_{int}$ (diamagnetic shift) was observed below $T_c \approx 2.6$ K, which is evident from Fig. 4(b). Observed diamagnetic shift as well as the increase of σ confirms the bulk character of superconductivity in $\text{LaO}_{0.5}\text{F}_{0.5}\text{BiSe}_2$.

4. Summary

In conclusion we report on a synthesis, crystal structure and SC properties of a new Se-containing layered superconductor: $\text{LaO}_{0.5}\text{F}_{0.5}\text{BiSe}_2$, obtained by replacement of sulphur for selenium in recently reported BiS_2 – type superconductors. By this substitution the volume of the crystal unit cell increases and the c-parameter expands from 13.3157 Å to 14.01567Å. The new superconductor exhibits bulk superconductivity with $T_c = 2.6\text{K}$. DC magnetization measurements revealed a superconducting shielding fraction of approximately 80 %, which is at least twice higher in comparison to that found in corresponding sulphide $\text{LaO}_{0.5}\text{F}_{0.5}\text{BiS}_2$. Moreover, bulk superconductivity in $\text{LaO}_{0.5}\text{F}_{0.5}\text{BiSe}_2$ was confirmed by μSR experiments.

No superconducting transition was observed in analogous phases: $\text{LaO}_{0.5}\text{F}_{0.5}\text{SbS}_2$ with antimony substituted for bismuth and $\text{LaO}_{0.5}\text{F}_{0.5}\text{BiTe}_2$ with tellurium for Se.

Acknowledgements

This work has been supported by the European Union in the framework of European Social Fund through the Warsaw University of Technology Development Program.

References

¹Y. Mizuguchi, D. Fujihisa, Y. Gotoh, K. Suzuki, H. Usui, K. Kuroki, S. Demura, Y. Yakano, H. Izawa and O. Miura, *Phys. Rev. B* **86**, 220510(R) (2012).

²S. Singh, A. Kumar, B. Gahtori, S. Kirtan, G. Sharma, S. Patnaik and V. Awana, *J. Am. Chem. Soc.* **134**, 16504 (2012).

³R. Jha, A. Kumar, S. Singh and V. Awana, *J. Supercond. and Novel Magn.* **26**, 499 (2013).

⁴S. Demura, Y. Mizuguchi, K. Deguchi, K. Okazaki, H. Hara, T. Watanabe, S. Denholme, M. Fujioka, T. Ozaki, H. Fujihisa, Y. Gotoh, O. Miura, T. Yamaguchi, H. Takeya and Y. Takano, *J. Phys. Soc. Jpn.* **82**, 033708 (2013).

⁵J. Xing, S. Li, X. Ding, H. Yang and H. Wen, *Phys. Rev. B* **86**, 214518 (2012).

-
- ⁶D. Yazici, K. Huang, B. White, A. Chang, A. Friedman and M. Maple, *Philosophical Magazine* **93**, 673 (2012).
- ⁷Y. Kamihara, T. Watanabe, M. Hirano and H. Hosono, *J. Am. Chem. Soc.* **130**, 3296 (2008).
- ⁸D. Yazici, K. Huang, B. White, I. Jeon, V. Burnett, A. Friedman, I. Lum, I. Nallaiyan, S. Spagna and M. Maple, *Phys. Rev. B.* **87**, 174512 (2013).
- ⁹C. Wolowiec, B. White, I. Jeon, D. Yazici, K. Huang and M. Maple, e-print arXiv:1308.1072
- ¹⁰C. Wolowiec, D. Yazici, B. White, K. Huang and M. Maple, e-print arXiv:1307.4157.
- ¹¹G. Wang, C. Liu, H. Zhang, L. Zhang and C. Chen, *Physica C* **495**, 114 (2013).
- ¹²C.I. Sathish, H.L. Feng, Y. Shi and K. Yamaura, *J. Phys. Soc. Japan.* **82**, 074703 (2013).
- ¹³M. Nagao, S. Demura, K. Deguchi, A. Miura, S. Watauchi, T. Takei, Y. Takano, N. Kumada and I. Tanaka, *J. Phys. Soc. Japan.* **82**, 113701 (2013).
- ¹⁴P. Fischer *et al*, *Physica B* **276–278**, 146 (2000).
- ¹⁵J. Rodríguez-Carvajal, *Physica B* **192**, 55 (1993).
- ¹⁶P. K. Biswas, A. Amato, C. Baines, R. Khasanov, H. Luetkens, H. Lei, C. Petrovic and E. Morenzoni, e-print arXiv: 1309.7282.