

# Molecular branch of a small highly-elongated Fermi gas with an impurity: Full three-dimensional versus effective one-dimensional description

Seyed Ebrahim Gharashi<sup>1</sup> and D. Blume<sup>1</sup>

<sup>1</sup>*Department of Physics and Astronomy, Washington State University, Pullman, Washington 99164-2814, USA*

(Dated: May 2, 2019)

We consider an impurity immersed in a small Fermi gas under highly-elongated harmonic confinement. The impurity interacts with the atoms of the Fermi gas through an isotropic short-range potential with three-dimensional free-space  $s$ -wave scattering length  $a_{3d}$ . We investigate the energies of the molecular branch, i.e., the energies of the state that corresponds to a gas consisting of a weakly-bound diatomic molecule and “unpaired” atoms, as a function of the  $s$ -wave scattering length  $a_{3d}$  and the ratio  $\eta$  between the angular trapping frequencies in the tight and weak confinement directions. The energies obtained from our three-dimensional description that accounts for the dynamics in the weak and tight confinement directions are compared with those obtained within an effective one-dimensional framework, which accounts for the dynamics in the tight confinement direction via a renormalized one-dimensional coupling constant. Our theoretical results are related to recent experimental measurements.

PACS numbers:

## I. INTRODUCTION

Ultracold few-atom systems provide clean model systems in which the system parameters such as the interaction strength and confinement geometry can be controlled with high accuracy [1–4]. Recently, two-component Fermi gases consisting of lithium atoms in two different hyperfine states have been prepared and probed experimentally in highly elongated, nearly harmonic external traps with an aspect ratio  $\eta$  around ten [5–10]. In two-component  ${}^6\text{Li}$  mixtures, the interspecies  $s$ -wave scattering length  $a_{3d}$  can be tuned by varying an external magnetic field in the vicinity of a Fano-Feshbach resonance [4]. The intraspecies interactions are, to a very good approximation, negligible since the experiments operate at field strengths that are quite far away from  $p$ -wave and higher partial wave resonances. Thus, since the harmonic oscillator lengths  $a_\rho$  and  $a_z$  that characterize the confinement in the tight and weak confinement directions are much larger than the van der Waals length  $r_{vDW}$  of the lithium-lithium potential, the system dynamics is, to a very good approximation, governed by the  $s$ -wave scattering length  $a_{3d}$ , the aspect ratio  $\eta$  and the numbers  $N_1$  and  $N_2$  of fermions in the first and the second component, respectively.

This paper investigates the energetics of a single impurity immersed in a gas of fermions, referred to as the  $(N - 1, 1)$  system, where  $N$  denotes the total number of particles. We focus on small systems with  $N = 2 - 4$  and determine the energy of the molecular branch. This is the branch that can be populated by preparing the system in the non-interacting regime, i.e., with vanishing interspecies  $s$ -wave scattering length, and by adiabatically tuning the external magnetic field such that the  $s$ -wave scattering length takes small negative to infinitely large to positive values. Since equal-mass two-component Fermi gases with short-range  $s$ -wave interactions do only support weakly-bound dimers and not weakly-bound

trimers or tetramers [1], the molecular branch consists, roughly speaking, of a diatomic molecule that interacts with the “unpaired” atoms. This work compares the energies obtained from a full three-dimensional treatment and an effective one-dimensional treatment. The latter is expected to break down when the size of the dimer becomes comparable to the harmonic oscillator length  $a_\rho$  of the tight confinement direction. This is the regime where the system is expected to “explicitly feel” the degrees of freedom associated with the tight confinement direction. Assuming harmonic confinement, we provide quantitative comparisons of the full three-dimensional and approximate one-dimensional treatments as a function of the  $s$ -wave scattering length and the aspect ratio  $\eta$ . We compare our energies of the molecular branch to those determined experimentally via radio frequency spectroscopy [9, 10]. While the dynamics of the molecular branch of the  $(1, 1)$  system has been investigated extensively in the literature [7, 11–13], that of the  $(2, 1)$  and  $(3, 1)$  systems has not yet been investigated comprehensively theoretically although first steps have been taken [14, 15].

A full quantitative theoretical understanding of the energetics of the molecular branch of small Fermi gases under highly-elongated confinement is important for several reasons. Experiments on few-fermion systems are becoming more and more precise [7, 16], opening the door for quantitative studies of a myriad of few-atom phenomena. Moreover, a thorough understanding of few-body systems serves as a guide for larger systems where the analysis relies, in many cases, on approximate treatments and plays a crucial ingredient in mapping out the transition from few- to many-body physics [8–10].

The remainder of this paper is organized as follows. Section II introduces the system Hamiltonian and reviews briefly how to solve the corresponding time-independent Schrödinger equation. Section III presents our results for the full three-dimensional and the approximate one-

dimensional treatments. Lastly, Sec. IV summarizes.

## II. SYSTEM HAMILTONIAN

The three-dimensional system Hamiltonian  $H_{3d}$  for the  $N$  fermions of mass  $m$  reads

$$H_{3d} = \sum_{j=1}^N \left[ \frac{-\hbar^2}{2m} \nabla_{\vec{r}_j}^2 + \frac{1}{2} m (\omega_\rho^2 \rho_j^2 + \omega_z^2 z_j^2) \right] + \sum_{j=1}^{N_1} \sum_{k=N_1+1}^N V_{\text{tb}}(\vec{r}_{jk}), \quad (1)$$

where  $\vec{r}_j$  denotes the position vector of the  $j$ th atom measured with respect to the trap center,  $\vec{r}_j = (x_j, y_j, z_j)$ , and  $\rho_j^2 = x_j^2 + y_j^2$ . The angular trapping frequencies  $\omega_\rho$  and  $\omega_z$  are related through the aspect ratio  $\eta$ ,  $\eta = \omega_\rho/\omega_z$ . Throughout, we consider elongated confining geometries with  $\eta > 1$  ( $\eta = 2, 3, \dots$ ). The interaction potential  $V_{\text{tb}}(\vec{r}_{jk})$  between the unlike fermions is modeled by two different potentials, the regularized zero-range Fermi-Huang pseudopotential  $V_{\text{ps}}(\vec{r}_{jk})$  [17–19],

$$V_{\text{ps}}(\vec{r}_{jk}) = \frac{4\pi\hbar^2 a_{3d}}{m} \delta^{(3)}(\vec{r}_{jk}) \frac{\partial}{\partial r_{jk}} r_{jk}, \quad (2)$$

and a finite-range Gaussian potential  $V_{\text{g}}(\vec{r}_{jk})$  with depth  $V_0$  ( $V_0 \geq 0$ ) and range  $r_0$ ,

$$V_{\text{g}}(\vec{r}_{jk}) = -V_0 \exp \left[ - \left( \frac{r_{jk}}{\sqrt{2}r_0} \right)^2 \right], \quad (3)$$

where  $\vec{r}_{jk} = \vec{r}_j - \vec{r}_k$  and  $r_{jk} = |\vec{r}_{jk}|$ . In Eq. (2),  $a_{3d}$  denotes the three-dimensional free-space zero-energy  $s$ -wave scattering length. To compare the eigenenergies of  $H_{3d}$  for  $V_{\text{ps}}$  and  $V_{\text{g}}$ , the depth  $V_0$  and range  $r_0$  are adjusted such that the free-space scattering lengths of the two potentials agree. Throughout, we restrict ourselves to the regime where  $V_{\text{g}}$  supports zero free-space  $s$ -wave bound states for  $a_{3d} < 0$  and one free-space  $s$ -wave bound state for  $a_{3d} > 0$ . We are interested in the regime where the range  $r_0$  is much smaller than the oscillator lengths  $a_\rho$  and  $a_z$ ,  $a_\rho = \sqrt{\hbar/(m\omega_\rho)}$  and  $a_z = \sqrt{\hbar/(m\omega_z)}$ .

For sufficiently large  $\eta$ , the low-energy physics described by the three-dimensional Hamiltonian  $H_{3d}$  is expected to be reproduced by the effective one-dimensional Hamiltonian  $H_{1d}$  [20],

$$H_{1d} = \sum_{j=1}^N \left( \frac{-\hbar^2}{2m} \frac{\partial^2}{\partial z_j^2} + \frac{1}{2} m \omega_z^2 z_j^2 \right) + \sum_{j=1}^{N_1} \sum_{k=N_1+1}^N g_{1d} \delta^{(1)}(z_{jk}) + N \hbar \omega_\rho, \quad (4)$$

where  $z_{jk} = z_j - z_k$ . The effective one-dimensional coupling constant  $g_{1d}$  [20],

$$\frac{g_{1d}}{\hbar \omega_\rho a_\rho} = \frac{2a_{3d}}{a_\rho} \left( 1 - \frac{|\xi(1/2)| a_{3d}}{\sqrt{2} a_\rho} \right)^{-1} \quad (5)$$

with  $|\xi(1/2)| \approx 1.46035$ , has been derived by analyzing  $H_{3d}$  with  $\omega_z = 0$  for two particles with zero-range interactions. The renormalization of the one-dimensional coupling constant, i.e., the second term in the round brackets on the right hand side of Eq. (5), accounts for the occupation of excited transverse modes during the collision process (i.e., for virtual excitations). It has been shown that the eigenenergies of the lowest gas-like state of  $H_{1d}$  are in good agreement with those of  $H_{3d}$  if the aspect ratio is sufficiently large [13, 21, 22]. More specifically, the energy spacing  $\hbar\omega_\rho$  in the tight confinement direction has to be larger than  $(N_1 - 1)\hbar\omega_z$ . This paper investigates the properties of the molecular branch for  $H_{3d}$  and  $H_{1d}$ , i.e., we primarily focus on the regime where the eigenenergies are smaller than the ground state energy of the non-interacting Hamiltonian.

To determine the eigenstates and eigenenergies of  $H_{3d}$  and  $H_{1d}$ , we separate the center of mass and relative degrees of freedom. The relative Schrödinger equation for the one-dimensional (1, 1), (2, 1) and (3, 1) systems is solved using the approaches introduced in Ref. [23], Ref. [21] and Ref. [24], respectively. The relative Schrödinger equation for the three-dimensional (1, 1) and (2, 1) systems interacting through  $V_{\text{ps}}$  is solved using the approaches introduced in Ref. [13] and Ref. [21], respectively. For the (3, 1) system, we only consider the finite-range interaction model  $V_{\text{g}}$ . The relative Schrödinger equation for the three-dimensional (1, 1) system with finite-range interactions is solved using a B-spline approach while that for the three-dimensional (2, 1) and (3, 1) systems is solved using an explicitly correlated basis set expansion approach [25, 26]. For a fixed  $a_{3d}$ , we perform calculations for several  $r_0$  and then extrapolate to the zero-range limit. Since the center of mass motion is unaffected by the two-body interactions, Sec. III reports the relative eigenenergies  $E_{N_1, N_2}^{3d}$  and  $E_{N_1, N_2}^{1d}$ .

## III. RESULTS

This section discusses the eigenenergies of the (1, 1), (2, 1) and (3, 1) systems. Squares in Fig. 1 show the relative zero-range energies  $E_{N_1, N_2}^{3d}$  of the energetically lowest lying molecular branch and the energetically lowest lying gaslike state as a function of  $-1/g_{1d}$  for  $\eta = 10$ . The non-interacting limit is reached for  $-1/g_{1d} = \pm\infty$  and the infinitely strongly interacting regime for  $|1/g_{1d}| = 0$ . The points  $-1/g_{1d} = \pm\infty$  correspond to  $a_{3d} = \mp 0$  while the point  $|1/g_{1d}| = 0$  corresponds to  $a_{3d} = \sqrt{2}a_\rho/|\xi(1/2)|$ . The eigenstates corresponding to the relative eigenenergies of the (1, 1) system shown in Fig. 1(a) are characterized by an even parity in  $z$ , i.e.,  $\Pi_z = +1$ , and vanishing projection quantum number  $M$  and positive parity  $\Pi_\rho$  in the  $xy$ -plane [27]. The eigenstates corresponding to the relative eigenenergies of the (2, 1) and (3, 1) systems shown in Figs. 1(b) and 1(c), in contrast, are characterized by  $(\Pi_z, M, \Pi_\rho) = (-1, 0, +1)$ . The negative parity in the  $z$ -direction is a consequence of the fact that

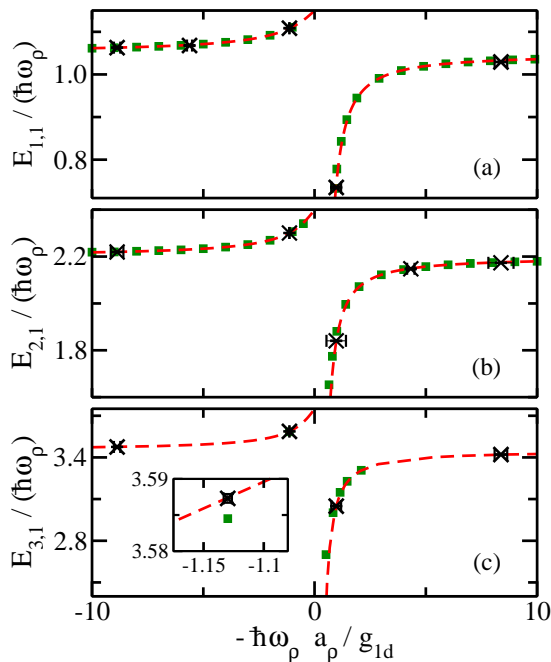


FIG. 1: (Color online) Relative zero-range energies  $E_{N_1, N_2}$  as a function of  $-1/g_{1d}$  for  $\eta = 10$ . Squares and dashed lines show the relative energies obtained from the full three-dimensional treatment and the effective one-dimensional treatment, respectively, for (a) the (1, 1) system, (b) the (2, 1) system, and (c) the (3, 1) system. Crosses with errorbars show experimental results (the experimental data points are taken from Figure A.21. of Ref. [10]). The inset in panel (c) shows a blow-up of the energetically lowest lying gas-like branch with negative  $-g_{1d}$ .

the majority particles have to obey the Pauli exclusion principle and that the single particle harmonic oscillator states in one dimension have alternating even and odd parity (even parity for the principal quantum numbers  $n_z = 0, 2, \dots$  and odd parity for the principal quantum numbers  $n_z = 1, 3, \dots$ ).

For comparison, dashed lines show the relative energies obtained within the one-dimensional framework. The agreement between the three-dimensional and one-dimensional energies of the energetically lowest lying gaslike branch is excellent (i.e., better than about 0.5%) for all interaction strengths considered. For the (1, 1) and (2, 1) systems, quantitative comparisons have been presented in Refs. [13, 21]. Figure 1(c) shows the three-dimensional energies of the energetically lowest lying gas-like state of the (3, 1) system for one  $g_{1d}$  value, namely for  $g_{1d} = 0.8850\hbar\omega_p a_p$  [see inset of Fig. 1(c)]. We choose this value since this is one of the coupling strengths at which the experiments of the Heidelberg group were performed [9, 10]. Our three-dimensional zero-range energy agrees with the corresponding one-dimensional energy to 0.1%. The eigenenergies deduced from radio frequency spectroscopy measurements [10] are shown by crosses with errorbars. The experimental data have been, us-

ing theoretical three- and one-dimensional energies for the (1, 1) and (2, 1) systems [9, 10], converted to one-dimensional energies and should be considered as approximations to the relative eigenenergies of  $H_{1d}$ . The agreement between the theoretical results and the energies deduced from experiment is at the few percent level, underlining the precision and control of modern cold atom experiments and the need for accurate theoretical treatments.

For the energetically lowest lying molecular branch of the (1, 1), (2, 1) and (3, 1) systems, the agreement between the three-dimensional energies (squares) and the one-dimensional energies (dashed lines) is excellent for large positive  $-1/g_{1d}$  but deteriorates as  $-1/g_{1d}$  decreases (see also Fig. 2). Qualitatively, this can be understood by realizing that the loosely bound dimer is very large for very positive  $-1/g_{1d}$ . In fact, the size of the loosely bound dimer is directly proportional to  $|1/g_{1d}|$  [20, 23, 28]. As  $-1/g_{1d}$  decreases and approaches zero, the size of the dimer decreases, implying that the system dynamics is no longer effectively one-dimensional but that the dimer is sufficiently small to “probe” the dynamics associated with the tight confinement direction. Since three- and higher-body bound states are absent, this qualitative argument applies not only to the (1, 1) system but also to the (2, 1) and (3, 1) systems. The experimental data for the molecular branch (see Fig. 1) are limited to fairly large  $-1/g_{1d}$  and the errorbars are not small enough to discriminate between the three- and one-dimensional frameworks.

To quantify the applicability of the one-dimensional treatment for the molecular branch, we define the scaled interaction energy  $\epsilon$ ,

$$\epsilon = \frac{E_{N-1,1}^{3d,int} - E_{N-1,1}^{1d,int}}{|E_{N-1,1}^{3d,int}|}, \quad (6)$$

where  $E_{N-1,1}^{3d,int}$  is defined as the difference between the relative three-dimensional energy  $E_{N-1,1}^{3d}$  of the molecular branch and the non-interacting ground state energy,  $E_{N-1,1}^{3d,int} = E_{N-1,1}^{3d} - E_{N-1,1}^{NI}$ , where  $E_{N-1,1}^{NI} = (N-1)^2\hbar\omega_z/2 + (N-1)\hbar\omega_p$ . The interaction energy  $E_{N-1,1}^{1d,int}$  obtained from the one-dimensional treatment is defined in an analogous way (note that the non-interacting ground state energies of  $H_{3d}$  and  $H_{1d}$  are identical). Figure 2 shows the quantity  $\epsilon$  as a function of  $-1/g_{1d}$  for  $\eta = 10$ . To determine  $\epsilon$ , we use the three-dimensional energies in the limit of zero-range interactions. The axis label on the top shows the one-dimensional scattering length  $a_{1d}$ , which is related to the one-dimensional coupling constant  $g_{1d}$  via  $a_{1d} = -2\hbar^2/(mg_{1d})$ . Both  $E_{N-1,1}^{3d,int}$  and  $E_{N-1,1}^{1d,int}$  are negative. The quantity  $\epsilon$  is small and negative for large  $a_{1d}$  and changes sign around  $a_{1d} \approx 5 - 10a_p$ . The positive value of  $\epsilon$  for  $a_{1d} \lesssim 5 - 10a_p$  indicates that the energy obtained from the three-dimensional treatment lies above the energy obtained from the one-dimensional treatment.

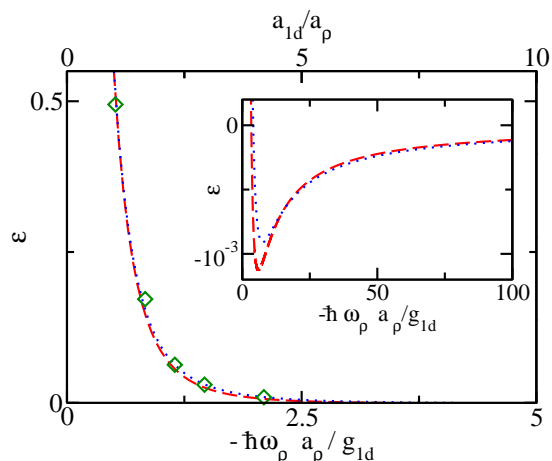


FIG. 2: (Color online) Scaled interaction energy  $\epsilon$  for the energetically lowest lying molecular branch as a function of  $-1/g_{1d}$  for  $\eta = 10$ . The dashed line, dotted line and diamonds are for the (1, 1), (2, 1) and (3, 1) systems, respectively. The axis label on top shows the one-dimensional scattering length  $a_{1d}$ . The inset shows  $\epsilon$  for large  $-1/g_{1d}$ .

When  $a_{1d}$  is large, corresponding to a large dimer, the molecular branch is well described by the effective one-dimensional Hamiltonian. However, as  $a_{1d}$  decreases and approaches  $a_\rho$ , the effective one-dimensional treatment deteriorates in a similar manner for the (1, 1), (2, 1) and (3, 1) systems. At  $a_{1d}/a_\rho = 1$ , e.g.,  $\epsilon$  is equal to 0.55, 0.55 and 0.51 for the (1, 1), (2, 1) and (3, 1) systems, respectively.

Next, we determine the dependence of  $\epsilon$  on  $\eta$ . The squares, circles and diamond in Fig. 3 show the  $a_{1d}/a_\rho$  value for which  $\epsilon$  is equal to 1/2 as a function of  $\eta$ . It can be seen that the  $a_{1d}/a_\rho$  value depends only weakly on  $\eta$ . Moreover, for the impurity problem considered, the  $a_{1d}/a_\rho$  value depends only weakly on  $N$ . If we look for the  $a_{1d}/a_\rho$  values for which  $\epsilon$  takes values different from 1/2, we find similar results [though the ordering of the curves for the different  $(N - 1, 1)$  systems depends on the specific  $\epsilon$  value considered]. This implies that the accuracy of the effective one-dimensional treatment can be estimated quite reliably from the results for the two-body problem for a single  $\eta$ .

Lastly, we estimate the dependence of the relative energies obtained from the three-dimensional treatment on the effective range  $r_{\text{eff}}$ , which is defined through the low-energy expansion of the free-space  $s$ -wave scattering phase shift  $\delta_0(k)$ ,  $k \cot(\delta_0(k)) = -1/a_{3d} + r_{\text{eff}}k^2/2$  [29]. Here,  $k$  denotes the relative scattering wave vector. To quantify this dependence, we define the scaled energy dif-

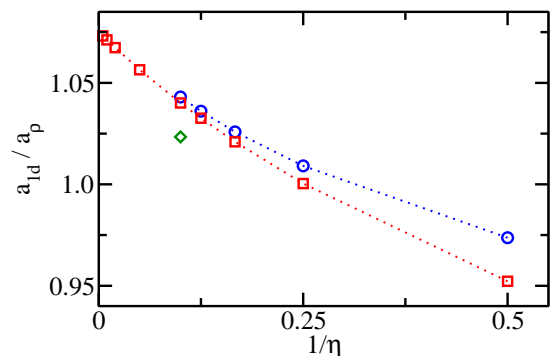


FIG. 3: (Color online) Quantifying the deviations between the full three-dimensional and approximate one-dimensional treatment for the energetically lowest lying molecular branch as a function of  $1/\eta$ . The squares, circles and diamond show the scattering length  $a_{1d}$  for which the full three-dimensional and the approximate one-dimensional zero-range interaction energies deviate by 50% for the (1, 1), (2, 1) and (3, 1) systems, respectively. For the (1, 1) and (2, 1) systems, dotted lines are shown as a guide to the eye.

ference  $\delta$ ,

$$\delta = \frac{E_{N-1,1}^{3d,\text{int}}(r_{\text{eff}} = 0) - E_{N-1,1}^{3d,\text{int}}(r_{\text{eff}} \neq 0)}{|E_{N-1,1}^{3d,\text{int}}(r_{\text{eff}} = 0)|}, \quad (7)$$

where the energies  $E_{N-1,1}^{3d,\text{int}}(r_{\text{eff}} = 0)$  and  $E_{N-1,1}^{3d,\text{int}}(r_{\text{eff}} \neq 0)$  are the zero-range and finite-range interaction energies, respectively. Figures 4(a) and 4(b) show the quantity  $\delta$  for  $a_z/a_{3d} = -10$  [ $g_{1d}/(\hbar\omega_\rho a_\rho) \approx -0.477$ ] and  $a_z/a_{3d} = -2$  [ $g_{1d}/(\hbar\omega_\rho a_\rho) \approx -1.20$ ], respectively. Squares, circles and diamonds show the scaled energy difference for the (1, 1), (2, 1) and (3, 1) systems and solid lines show fits to the numerical data. To compare the finite-range effects with the difference between the three-dimensional and one-dimensional energies, dashed, dotted and dash-dotted lines show the scaled interaction energy  $\epsilon$  for the (1, 1), (2, 1) and (3, 1) systems, respectively. For two  ${}^6\text{Li}$  atoms, the van der Waals length  $r_{\text{vdW}}$  is  $31.26a_0$  [4, 30], where  $a_0$  denotes the Bohr radius. Using the values of the  $s$ -wave scattering length and the van der Waals length [31, 32], we find—for the parameters of the Heidelberg experiment [9, 10]— $r_{\text{eff}} \approx 0.0141a_\rho$  for  $a_z/a_{3d} = -10$  and  $r_{\text{eff}} \approx 0.0138a_\rho$  for  $a_z/a_{3d} = -2$ . Inspection of Fig. 4 shows that the finite-range corrections to the interaction energy are roughly a factor of 10 and 100 smaller for  $a_z/a_{3d} = -10$  and  $a_z/a_{3d} = -2$ , respectively, than the difference between the three- and one-dimensional energies. This implies that the finite-range effects can, to a good approximation, be neglected

in analyzing cold atom experiments in highly elongated traps such as those conducted by the Heidelberg group.

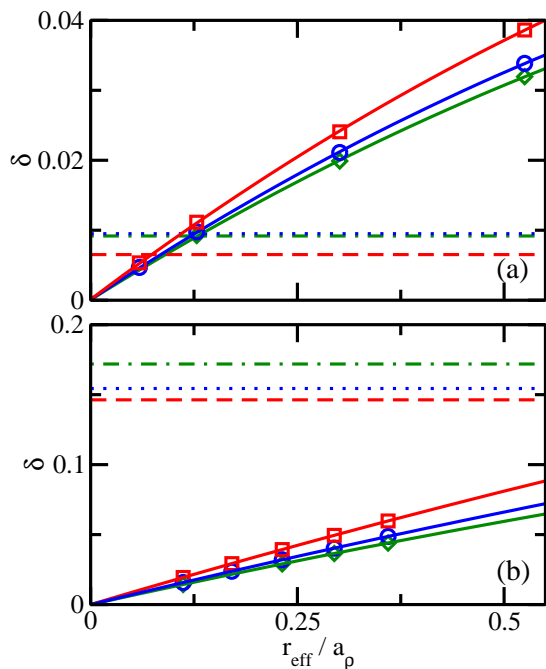


FIG. 4: (Color online) Quantifying the finite-range effects of the full three-dimensional energies for  $\eta = 10$ . (a) Squares, circles and diamonds show the scaled energy difference  $\delta$  at  $a_z/a_{3d} = -10$  as a function of the effective range  $r_{\text{eff}}$  for the (1, 1), (2, 1) and (3, 1) systems, respectively. (b) Squares, circles and diamonds show the scaled energy difference  $\delta$  at  $a_z/a_{3d} = -2$  as a function of the effective range  $r_{\text{eff}}$  for the (1, 1), (2, 1) and (3, 1) systems, respectively. (a) and (b): Solid lines are three-parameter fits to the numerical data. For comparison, dashed, dotted and dash-dotted lines show the scaled interaction energy  $\epsilon$  for the (1, 1), (2, 1) and (3, 1) systems, respectively.

#### IV. SUMMARY

This paper discussed the energies of Fermi gases with a single impurity under highly-elongated confinement. We presented energies for the (1, 1), (2, 1) and (3, 1) systems and assessed the accuracy of an effective one-dimensional Hamiltonian. We found, in agreement with what might be expected naively, that the validity regime of the effective one-dimensional treatment is limited, for the molecular branch, to the regime where the one-dimensional even parity scattering length is larger than the harmonic oscillator length in the tight confinement direction. Moreover, our analysis suggests that the accuracy of the effective one-dimensional treatment of small Fermi systems with an impurity can be assessed fairly accurately by looking at the (1, 1) system. Lastly, we found that finite-range effects are negligible for the conditions of the Heidelberg experiment [9, 10].

Acknowledgement: Support by the ARO is gratefully acknowledged.

- 
- [1] D. Blume, Rep. Prog. Phys. **75**, 046401 (2012).
  - [2] S. Giorgini, L. P. Pitaevskii, and S. Stringari, Rev. Mod. Phys. **80**, 1215 (2008).
  - [3] I. Bloch, J. Dalibard, and W. Zwerger, Rev. Mod. Phys. **80**, 885 (2008).
  - [4] C. Chin, R. Grimm, P. Julienne, and E. Tiesinga, Rev. Mod. Phys. **82**, 1225 (2010).
  - [5] F. Serwane, G. Zürn, T. Lompe, T. B. Ottenstein, A. N. Wenz and S. Jochim, Science **332**, 6027 (2011).
  - [6] G. Zürn, F. Serwane, T. Lompe, A. N. Wenz, M. G. Ries, J. E. Bohn, and S. Jochim, Phys. Rev. Lett. **108**, 075303 (2012).
  - [7] S. Sala, G. Zürn, T. Lompe, A. N. Wenz, S. Murmann, F. Serwane, S. Jochim, and A. Saenz, Phys. Rev. Lett. **110**, 203202 (2013).
  - [8] G. Zürn, A. N. Wenz, S. Murmann, T. Lompe, S. Jochim arXiv:1307.5153.
  - [9] A. N. Wenz, G. Zürn, S. Murmann, I. Brouzos, T. Lompe, and S. Jochim, arXiv:1307.3443.
  - [10] G. Zürn, *Few-fermion systems in one dimension*, Ph.D. Thesis, Ruperto-Carola-University of Heidelberg, Germany (2012). see <http://www.lithium6.de/publications>.
  - [11] E. L. Bolda, E. Tiesinga and P. S. Julienne, Phys. Rev. A **68**, 032702 (2003).
  - [12] Z. Idziaszek and T. Calarco, Phys. Rev. A **71**, 050701(R) (2005).
  - [13] Z. Idziaszek and T. Calarco, Phys. Rev. A **74**, 022712 (2006).
  - [14] C. Mora, A. Komnik, R. Egger, and A. O. Gogolin, Phys.

- Rev. Lett. **95**, 080403 (2005).
- [15] C. Mora, R. Egger, and A. O. Gogolin, Phys. Rev. A **71**, 052705 (2005).
- [16] G. Zürn, T. Lompe, A. N. Wenz, S. Jochim, P. S. Julienne, and J. M. Hutson Phys. Rev. Lett. **110**, 135301 (2013).
- [17] E. Fermi, Nuovo Cimento **11**, 157 (1934).
- [18] K. Huang and C. N. Yang, Phys. Rev. **105**, 767 (1957).
- [19] K. Huang, *Statistical Mechanics, 2nd Ed.* (John Wiley and Sons, Inc., New York, 1963).
- [20] M. Olshanii, Phys. Rev. Lett. **81**, 938 (1998).
- [21] S. E. Gharashi, K. M. Daily and D. Blume, Phys. Rev. A **86**, 042702 (2012).
- [22] D. Blume and D. Rakshit, Phys. Rev. A **80**, 013601 (2009).
- [23] T. Busch, B.-G. Englert, K. Rzǎżewski, and M. Wilkens, Found. Phys. **28**, 549 (1998).
- [24] S. E. Gharashi and D. Blume, Phys. Rev. Lett. **111**, 045302 (2013).
- [25] J. Mitroy, S. Bubin, W. Horiuchi, Y. Suzuki, L. Adamowicz, W. Cencek, K. Szalewicz, J. Komasa, D. Blume, and K. Varga, Rev. Mod. Phys. **85**, 693 (2013).
- [26] Y. Suzuki and K. Varga. *Stochastic Variational Approach to Quantum Mechanical Few-Body Problems.* Springer Verlag, Berlin (1998).
- [27] The parity  $\Pi_z$  is positive (negative) if the wavefunction does not (does) change sign under the operation that sends all  $z_j$  to  $-z_j$ . The parity  $\Pi_{\vec{r}}$  is positive (negative) if the wavefunction does not (does) change sign under the operation that sends all  $x_j$  to  $-x_j$  and all  $y_j$  to  $-y_j$ .
- [28] T. Bergeman, M. G. Moore, M. Olshanii, Phys. Rev. Lett. **91**, 163201 (2003).
- [29] R. G. Newton, *Scattering Theory of Waves and Particles, Second Edition*, Dover Publications, Inc., Mineola and New York, 2002.
- [30] Z.-C. Yan, J. F. Babb, A. Dalgarno, and G. W. F. Drake, Phys. Rev. A **54**, 2824 (1996).
- [31] B. Gao, Phys. Rev. A **58**, 4222 (1998).
- [32] V. V. Flambaum, G. F. Gribakin, and C. Harabati, Phys. Rev. A **59**, 1998 (1999).